2016
PHILADELPHIA EAGLES MEDIA GUIDE

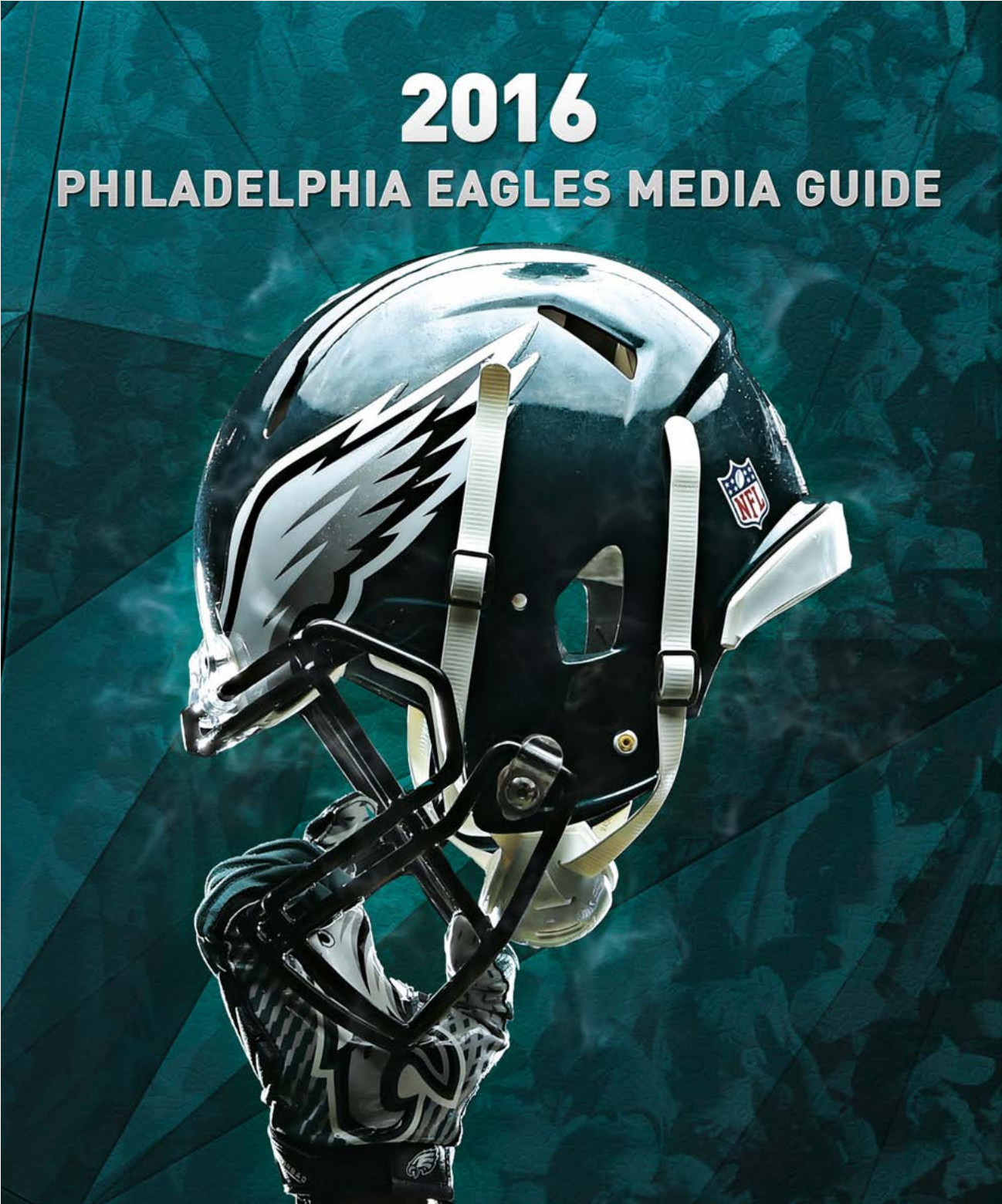

PHILADELPHIA EAGLES MEDIA GUIDE

2016 SCHEDULE

PRESEASON

Thurs.	**Aug. 11**		**TAMPA BAY**	**W, 17-9**
Thurs.	Aug. 18	at	Pittsburgh	W, 17-0
Sat.	Aug. 27	at	Indianapolis	W, 33-23
Thurs.	**Sept. 1**		**N.Y. JETS**	**W, 14-6**

REGULAR SEASON

Sun.	**Sept. 11**		**CLEVELAND**	**1:00 p.m. (CBS)**
Mon.	Sept. 19	at	Chicago	8:30 p.m. (ESPN)
Sun.	**Sept. 25**		**PITTSBURGH**	**4:25 p.m. (CBS)**
Sun.	Oct. 9	at	Detroit	1:00 p.m. (FOX)
Sun.	Oct. 16	at	Washington	1:00 p.m. (FOX)
Sun.	**Oct. 23**		**MINNESOTA**	**1:00 p.m. (FOX)**
Sun.	Oct. 30	at	Dallas	8:30 p.m. (NBC)
Sun.	Nov. 6	at	N.Y. Giants	1:00 p.m. (FOX)
Sun.	**Nov. 13**		**ATLANTA**	**1:00 p.m. (FOX)**
Sun.	Nov. 20	at	Seattle	4:25 p.m. (CBS)
Mon.	**Nov. 28**		**GREEN BAY**	**8:30 p.m. (ESPN)**
Sun.	Dec. 4	at	Cincinnati	1:00 p.m. (FOX)
Sun.	**Dec. 11**		**WASHINGTON**	**1:00 p.m. (FOX)**
Sun.	Dec. 18	at	Baltimore	1:00 p.m. (FOX)
Thurs.	**Dec. 22**		**N.Y. GIANTS**	**8:25 p.m. (NBC | NFLN)**
Sun.	**Jan. 1**		**DALLAS**	**1:00 p.m. (FOX)**

POSTSEASON

AFC and NFC Wild Card Playoffs..... January 7-8
AFC and NFC Divisional Playoffs..... January 14-15
AFC and NFC Championship Games..... January 22
Pro Bowl (Orlando, FL) (ESPN)..... January 29
Super Bowl LI (Houston, TX) (CBS)..... February 5

TEAM INFORMATION

Mailing Address: Philadelphia Eagles, NovaCare Complex
One NovaCare Way, Philadelphia, PA 19145

Stadium: Lincoln Financial Field, Natural Grass

Phone: 215-463-2500

Website: PhiladelphiaEagles.com **Facebook:** /PhiladelphiaEagles
Twitter: @Eagles **Instagram:** @philadelphiaeagles

Team Colors: Midnight Green (PMS 316), Silver, Black and White

Training Camp: NovaCare Complex, Philadelphia, PA

EAGLES PUBLIC RELATIONS STAFF

Derek Boyko, *Director of Public Relations*
Email: boyko@eagles.nfl.com **Twitter:** @derek_boyko

Brett Strohsacker, *Public Relations Manager*
Email: bstrohsacker@eagles.nfl.com **Twitter:** @BStrohEagles

Anthony Bonagura, *Public Relations Coordinator*
Email: abonagura@eagles.nfl.com **Twitter:** @BonaguraEagles

John Gonoude, *Public Relations Coordinator*
Email: jgonoude@eagles.nfl.com **Twitter:** @john_gonoude

Zach Groen, *Public Relations Coordinator*
Email: zgroen@eagles.nfl.com **Twitter:** @ZachGroen

Abbey Meehan, *Public Relations Intern*
Email: ameehan@eagles.nfl.com

A real-time version of the Eagles media guide is available online at media.philadelphiaeagles.com or by visiting PhiladelphiaEagles.com and clicking "MEDIA GUIDE" under the "TEAM" tab on the home page.
The media guide is updated on a daily basis by the Eagles public relations staff.

2016 NFL STANDINGS AND SCHEDULE

NFC EAST	W	L	T	Div	Conf	Wk 1	Wk 2	Wk 3	Wk 4	Wk 5	Wk 6	Wk 7	Wk 8	Wk 9	Wk 10	Wk 11	Wk 12	Wk 13	Wk 14	Wk 15	Wk 16	Wk 17
Washington	0	0	0	0-0	0-0	PIT	DAL	at NYG	CLE	at Bal	PHI	at Det	at Cin	(BYE)	MIN	GB	at Dal	at Arz	at Phi	CAR	at Chi	NYG
Philadelphia	0	0	0	0-0	0-0	CLE	at Chi	PIT	(BYE)	at Det	at Was	MIN	at Dal	at NYG	ATL	at Sea	GB	at Cin	WAS	at Bal	NYG	DAL
NY Giants	0	0	0	0-0	0-0	at Dal	NO	WAS	at Min	at GB	BAL	at LA	(BYE)	PHI	CIN	CHI	at Cle	at Pit	DAL	DET	at Phi	at Was
Dallas	0	0	0	0-0	0-0	NYG	at Was	CHI	at SF	CIN	at GB	(BYE)	PHI	at Cle	at Pit	BAL	WAS	at Min	at NYG	TB	DET	at Phi
NFC NORTH	**W**	**L**	**T**	**Div**	**Conf**																	
Minnesota	0	0	0	0-0	0-0	at Ten	GB	at Car	NYG	HOU	(BYE)	at Phi	at Chi	DET	at Was	ARZ	at Det	DAL	at Jax	IND	at GB	CHI
Green Bay	0	0	0	0-0	0-0	at Jax	at Min	DET	(BYE)	NYG	DAL	CHI	at Atl	IND	at Ten	at Was	at Phi	HOU	SEA	at Chi	MIN	at Det
Detroit	0	0	0	0-0	0-0	at Ind	TEN	at GB	at Chi	PHI	LA	WAS	at Hou	at Min	(BYE)	JAX	MIN	at NO	CHI	at NYG	at Dal	GB
Chicago	0	0	0	0-0	0-0	at Hou	PHI	at Dal	DET	at Ind	JAX	at GB	MIN	(BYE)	at TB	at NYG	TEN	SF	at Det	GB	WAS	at Min
NFC SOUTH	**W**	**L**	**T**	**Div**	**Conf**																	
Carolina	0	0	0	0-0	0-0	at Den	SF	MIN	at Atl	TB	at NO	(BYE)	ARZ	at LA	KC	NO	at Oak	at Sea	SD	at Was	ATL	at TB
Atlanta	0	0	0	0-0	0-0	TB	at Oak	at NO	CAR	at Den	at Sea	SD	GB	at TB	at Phi	(BYE)	ARZ	KC	at LA	SF	at Car	NO
New Orleans	0	0	0	0-0	0-0	OAK	at NYG	ATL	at SD	(BYE)	CAR	at KC	SEA	at SF	DEN	at Car	LA	DET	at TB	at Arz	TB	at Atl
Tampa Bay	0	0	0	0-0	0-0	at Atl	at Arz	LA	DEN	at Car	(BYE)	at SF	OAK	ATL	CHI	at KC	SEA	at SD	NO	at Dal	at NO	CAR
NFC WEST	**W**	**L**	**T**	**Div**	**Conf**																	
Arizona	0	0	0	0-0	0-0	NE	TB	at Buf	LA	at SF	NYJ	SEA	at Car	(BYE)	SF	at Min	at Atl	WAS	at Mia	NO	at Sea	at LA
Seattle	0	0	0	0-0	0-0	MIA	at LA	SF	at NYJ	(BYE)	ATL	at Arz	at NO	BUF	at NE	PHI	at TB	CAR	at GB	LA	ARZ	at SF
Los Angeles	0	0	0	0-0	0-0	at SF	SEA	at TB	at Arz	BUF	at Det	NYG	(BYE)	CAR	at NYJ	MIA	at NO	at NE	ATL	at Sea	SF	ARZ
San Francisco	0	0	0	0-0	0-0	LA	at Car	at Sea	DAL	ARZ	at Buf	TB	(BYE)	NO	at Arz	NE	at Mia	at Chi	NYJ	at Atl	at LA	SEA

AFC EAST	W	L	T	Div	Conf	Wk 1	Wk 2	Wk 3	Wk 4	Wk 5	Wk 6	Wk 7	Wk 8	Wk 9	Wk 10	Wk 11	Wk 12	Wk 13	Wk 14	Wk 15	Wk 16	Wk 17
New England	0	0	0	0-0	0-0	at Arz	MIA	HOU	BUF	at Cle	CIN	at Pit	at Buf	(BYE)	SEA	at SF	at NYJ	LA	BAL	at Den	NYJ	at Mia
NY Jets	0	0	0	0-0	0-0	CIN	at Buf	at KC	SEA	at Pit	at Arz	BAL	at Cle	at Mia	LA	(BYE)	NE	IND	at SF	MIA	at NE	BUF
Buffalo	0	0	0	0-0	0-0	at Bal	NYJ	ARZ	at NE	at LA	SF	at Mia	NE	at Sea	(BYE)	at Cin	JAX	at Oak	PIT	CLE	MIA	at NYJ
Miami	0	0	0	0-0	0-0	at Sea	at NE	CLE	at Cin	TEN	PIT	BUF	(BYE)	NYJ	at SD	at LA	SF	at Bal	ARZ	at NYJ	at Buf	NE
AFC NORTH	**W**	**L**	**T**	**Div**	**Conf**																	
Cincinnati	0	0	0	0-0	0-0	at NYJ	at Pit	DEN	MIA	at Dal	at NE	CLE	WAS	(BYE)	at NYG	BUF	at Bal	PHI	at Cle	PIT	at Hou	BAL
Pittsburgh	0	0	0	0-0	0-0	at Was	CIN	at Phi	KC	NYJ	at Mia	NE	(BYE)	at Bal	DAL	at Cle	at Ind	NYG	at Buf	at Cin	BAL	CLE
Baltimore	0	0	0	0-0	0-0	BUF	at Cle	at Jax	OAK	WAS	at NYG	at NYJ	(BYE)	PIT	CLE	at Dal	CIN	MIA	at NE	PHI	at Pit	at Cin
Cleveland	0	0	0	0-0	0-0	at Phi	BAL	at Mia	at Was	NE	at Ten	at Cin	NYJ	DAL	at Bal	PIT	NYG	(BYE)	CIN	at Buf	SD	at Pit
AFC SOUTH	**W**	**L**	**T**	**Div**	**Conf**																	
Houston	0	0	0	0-0	0-0	CHI	KC	at NE	TEN	at Min	IND	at Den	DET	(BYE)	at Jax	at Oak	SD	at GB	at Ind	JAX	CIN	at Ten
Indianapolis	0	0	0	0-0	0-0	DET	at Den	SD	at Jax	CHI	at Hou	at Ten	KC	at GB	(BYE)	TEN	PIT	at NYJ	HOU	at Min	at Oak	JAX
Jacksonville	0	0	0	0-0	0-0	GB	at SD	BAL	IND	(BYE)	at Chi	OAK	at Ten	at KC	HOU	at Det	at Buf	DEN	MIN	at Hou	TEN	at Ind
Tennessee	0	0	0	0-0	0-0	MIN	at Det	OAK	at Hou	at Mia	CLE	IND	JAX	at SD	GB	at Ind	at Chi	(BYE)	DEN	at KC	at Jax	HOU
AFC WEST	**W**	**L**	**T**	**Div**	**Conf**																	
Denver	0	0	0	0-0	0-0	CAR	IND	at Cin	at TB	ATL	at SD	HOU	SD	at Oak	at NO	(BYE)	KC	at Jax	at Ten	NE	at KC	OAK
Kansas City	0	0	0	0-0	0-0	SD	at Hou	NYJ	at Pit	(BYE)	at Oak	NO	at Ind	JAX	at Car	TB	at Den	at Atl	OAK	TEN	DEN	at SD
Oakland	0	0	0	0-0	0-0	at NO	ATL	at Ten	at Bal	SD	KC	at Jax	at TB	DEN	(BYE)	HOU	CAR	BUF	at KC	at SD	IND	at Den
San Diego	0	0	0	0-0	0-0	at KC	JAX	at Ind	NO	at Oak	DEN	at Atl	at Den	TEN	MIA	(BYE)	at Hou	TB	at Car	OAK	at Cle	KC

Bolded and Underlined Opponent - win ||| d - clinched division title ||| p - clinched playoff berth ||| e - eliminated from playoff contention

JEFFREY LURIE | CHAIRMAN & CEO



In 1994, Jeffrey Lurie purchased the Philadelphia Eagles, launching the most successful run in franchise history.

The Eagles became a perennial contender as the club established a winning tradition by capturing seven NFC East titles, playing in five NFC Championships and making an appearance in Super Bowl XXXIX. This unprecedented run of success compiled a greater overall winning percentage, more playoff appearances (23) and more playoff victories (11) than it had under all previous Eagles ownership groups combined.

While Lurie's teams have thrived on the field, he has also built a successful business and community-oriented organization over the two decades that he has served as Chairman and CEO.

After purchasing the Eagles, Lurie recognized that the organization was in need of a total reconstruction, design and relocation of its office headquarters, practice facility and stadium. He immediately committed to providing the franchise with everything it needed to succeed and constructed two state- of-the-art facilities in South Philadelphia: the NovaCare Complex (2001) and Lincoln Financial Field (2003).

Although Lincoln Financial Field was erected specifically to house its primary tenant, the Philadelphia Eagles, Lurie also created a multi-dimensional event destination that could house a wide variety of events. Fittingly, the first ticketed event at the new stadium was a soccer match between Manchester United and FC Barcelona in August 2003.

Since then, Lincoln Financial Field has continued to evolve with an ever-changing entertainment landscape and underwent a two-year, $125 million revitalization in 2013. Over the years, the venue has hosted high-profile events including sold-out concerts, national and international soccer matches, the NCAA Lacrosse Championships, the Army-Navy Game, Monster Jam, Temple University football games and more.

Lurie serves on numerous NFL committees, including the Finance Committee, Broadcast Committee, International Committee and the Super Bowl Advisory Committee.

Lurie is also a thoughtful and compassionate philanthropist. Inspired by his younger brother, who is autistic, Lurie and his entire family are devoted to raising both money and awareness for research on the causes of the neurodevelopmental disorder.

One of Lurie's philanthropic endeavors was the creation of the team's non-profit charity, the Eagles Charitable Foundation, that now provides children in the Philadelphia region with greater access to vision care as well as supporting autism research and services.

"Autism is one of the most under-funded conditions in the country, and we need to raise awareness," Lurie has noted. "Those who have autism are wonderful people, usually highly intelligent, sweet and caring. They are often unable to effectively communicate with others. A great deal more research needs to be done."

The Eagles won the coveted 2011 Sports Team of the Year Award by Beyond Sport, a global organization that promotes, develops and funds the use of sport to create positive social change across the world, for its campaigns, "Tackling Breast Cancer" and "Go Green!"

Prior to entering business, Lurie served as an adjunct assistant professor of social policy at Boston University. He earned a B.A. from Clark University, a master's in psychology from Boston University and a Ph.D. in social policy from Brandeis University.

Born on September 8, 1951, Lurie has two children. He is married and resides in the Philadelphia area with his wife, Tina. In his free time, he enjoys traveling, golfing, tennis, movies, music and discovering great restaurants.

BEHIND THE SCENES WITH JEFFREY LURIE

Favorite Philadelphia restaurants: Barclay Prime, Nomad, Osteria, Radicchio Café, Tinto, Vernick and Vietnam Restaurant
Favorite Philadelphia breakfast spot: Honey's Sit N Eat
Favorite music: Ranges from The Doors to Bob Marley to Shakira
First concert attended: Beach Boys
Favorite player growing up: Bobby Orr
Favorite TV shows of all-time: *Hogan's Heroes*, *The Fugitive*, *24*
Favorite books: *The Kite Runner*, *Book of Daniel*
Favorite all-time movies: *The Great Escape*, *The Godfather Part II*
Favorite recent movie: *Silver Linings Playbook*
Favorite dog breeds: Bernese Mountain Dog, Wheaten Terrier

LURIE'S LANDMARKS

- **Is the winningest owner in Eagles history and has led the franchise longer than any owner in team history (21 years)**
- **His Eagles teams have played in five NFC Championships, captured seven NFC East titles and made an appearance in Super Bowl XXXIX**
- **Under his direction, the team has played in 23 playoff games and has won 11 of those contests**
- **One of Lurie's philanthropic endeavors was the creation of the team's non-profit charitable wing in 1995. For 20 years, Eagles Youth Partnership (EYP) served more than 50,000 at-risk children in the greater Philadelphia region annually with a focus on health and education programming**
- **In 2015, Lurie oversaw EYP's transition to the Eagles Charitable Foundation that now provides children in the local community with greater access to vision care and autism research and services. Its signature program – the Eagles Eye Mobile – travels to local schools to provide free eye exams and prescription eye glasses to under- and uninsured students**
- **Under Lurie's direction, the Eagles "Go Green!" program was launched and quickly became a ground-breaking initiative aimed at improving the environment by creating programs that improve the quality of life in the Philadelphia region, green the environment and reduce the team's impact on the region's resources. In 2008, the Eagles received the Ongoing Commitment Award from the Environmental Media Association**
- **Lurie's Screen Pass Pictures served as executive producers of *Inocente*, which earned an Academy Award for Best Short Documentary in 2013, and the 2010 documentary film *Inside Job*, which earned the Academy Award for Best Documentary Feature**
- **Lurie is a director of the NLM Family Foundation, which devotes much of its resources to autism research and education, and he also established the Lurie Family Foundation**

DON SMOLENSKI | PRESIDENT

Don Smolenski, a longtime leader in the Eagles' front office and a veteran sports executive, was named the club's president in June 2012, capping a steady rise through the executive ranks of the organization. Smolenski was originally hired by the team in 1998 as chief financial officer, was later promoted to senior vice president/chief financial officer and was named the team's chief operating officer in 2010.

As president, Smolenski directs the club's business and strategic efforts, including sales, marketing, communications and operations. He is known for his collaborative, easygoing style, financial acumen and long-term view. He has played a key role in significant projects from the construction of Lincoln Financial Field to the club's internationally recognized environmental and philanthropic programs. He also aided Chairman and CEO Jeffrey Lurie and Executive Vice President of Football Operations Howie Roseman in the team's search for its newest head coach, Doug Pederson.

During his tenure as president, Smolenski has infused energy and creativity throughout the organization with his engaging leadership style. In 2015, he was named to the Most Admired CEOs list by the *Philadelphia Business Journal* and in 2016 the Philadelphia Eagles was named to Philly.com's Top Workplaces list.

When Chairman and CEO Jeffrey Lurie took over the Philadelphia Eagles in 1994, he set out to build a multi-dimensional event venue that housed not only Eagles games, but a variety of entertainment events. In his first year as president, Smolenski spearheaded a two-year, $125 million Lincoln Financial Field revitalization project that has helped the organization realize Lurie's vision. Over the years, Lincoln Financial Field has hosted high-profile events including sold-out concerts, national and international soccer matches, the NCAA Lacrosse Championships, the Army-Navy Game, Monster Jam and more.

Smolenski plays an important role in the team's environmental initiatives. Because of its Go Green program, the Eagles have emerged as a leader in environmental stewardship in the sports industry. Those efforts include conservation efforts, recycling programs and use of renewable energy including wind and solar.

Smolenski serves as the treasurer of the team's non-profit, charitable wing, the Eagles Charitable Foundation (ECF), a non-profit 501c3 that today provides children in the Philadelphia region with greater access to vision care and provides funds to support autism research and services. Along with serving as treasurer of ECF, Smolenski helped launch the Eagles Care initiative in 2013. The innovative Eagles Care program forges annual, strategic partnerships with five local nonprofits in order to increase the impact of the team's community efforts. The Eagles also host the annual Huddle Up For Autism event at Lincoln Financial Field in partnership with the Center for Autism Research at The Children's Hospital of Philadelphia.

In addition to his leadership roles within the Eagles organization, Smolenski is also a member of the Greater Philadelphia Chamber of Commerce Board, the FM Global Advisory Board, the Philadelphia Sports Congress, the Panasonic Advisory Board and the Children's Hospital of Philadelphia (CHOP) Foundation Board of Overseers. Smolenski is also the co-chair of the CHOP Corporate Council and is involved with Leadership Philadelphia, a non-profit organization that promotes leadership and community involvement.

Before joining the Eagles, Smolenski served as chief financial officer for the International Hockey League where he oversaw all league financial matters and played an integral role in the expansion of the league. Through the development of expansion models and the analysis of league performance models, Smolenski saw the league grow from 12 to 19 teams.

Smolenski began his career as a public accountant with Arthur Andersen.

An avid athlete and outdoor enthusiast, Smolenski is a triathlete who has also completed the Detroit, Pittsburgh and Boston Marathons. He earned his bachelor of arts degree in biology from Amherst College and a master's degree in accounting from the University of Hartford. Don and his wife, Karen, have two sons, Jake and Shane.

BEHIND THE SCENES WITH SMOLENSKI

Favorite team growing up: Dallas Tornado
Favorite athlete growing up: Kyle Rote, Jr.
Biggest influence on your career: My wife
Favorite music: U2, Police
Favorite TV show of all-time: *The Simpsons*
Favorite movie: *Star Wars*
Favorite app: Philadelphia Eagles mobile app
If I was not in football, I'd be: A race car driver

HOWIE ROSEMAN | EXECUTIVE VICE PRESIDENT OF FOOTBALL OPERATIONS

Howie Roseman, the team's executive vice president of football operations, is in his 17th season in Philadelphia. Roseman previously served as the team's general manager from 2010-14.

In his role, Roseman oversees the team's football operations and scouting departments, sports science department, contract negotiations, salary cap management as well as serves as advisor to chairman and CEO Jeffrey Lurie on NFL strategic matters.

In 2016, Roseman assisted Lurie in the team's search for a new head coach and in the eventual hiring of Kansas City Chiefs offensive coordinator Doug Pederson.

Roseman also bolstered the Eagles scouting department in 2016 with the hiring of Joe Douglas as vice president of player personnel and Andy Weidl as the club's assistant director of player personnel. Douglas and Weidl are both products of the scouting tree of renowned Ravens general manager Ozzie Newsome.

Under Roseman's direction in the 2016 offseason, the Eagles planned and executed the contract extensions of several core players to multi-year contracts, including Fletcher Cox, Vinny Curry, Sam Bradford, Lane Johnson, Zach Ertz, Brent Celek, and Malcolm Jenkins.

In addition, Roseman also initiated two aggressive trades in 2016 that allowed the Eagles to move up from the 13th pick in the first round to the 2nd overall selection and select North Dakota State QB Carson Wentz.

When Roseman was hired in 2010 at the age of 34, he was the youngest person to be named GM in the NFL in the last 30 years.

In his first year as general manager in 2010, Roseman oversaw a major overhaul of the roster, making it one of the youngest in the NFL. That revamped Eagles squad earned an NFC East division championship. In 2014, the Eagles had an NFC-high nine Pro Bowl players.

Roseman's tenacity, creativity and ability to develop and nurture positive relationships in every aspect of his job has played a significant role in Roseman's ascent within the Eagles organization.

After relentlessly pursuing jobs in the front office of an NFL team, Roseman finally got his foot in the door with the Eagles in 2000 as salary cap/staff counsel, and has since worked his way up the ladder.

From 2008-09, Roseman served as the team's vice president of player personnel. In that role, he managed the college scouting staff, organized and ran draft meetings, and scouted the top college prospects throughout the country.

Roseman was elevated to director of football administration in 2003 and to vice president of football administration in 2006. In that role, he worked in the personnel department evaluating players around the NFL and for the draft. He also represented the team to the NFL on contract, salary cap, and player personnel matters.

In 2007, Roseman was invited to participate in the NFL-Stanford Program for managers at the Stanford Graduate School of Business, a program developed by the NFL to promote development of leaders within the league.

Roseman is also active in the Philadelphia-area community, contributing to a variety of initiatives involving military and children. In fact, he was named Honorary Commander for the Joint Base McGuire-Dix-Lakehurst for his continued efforts with the military. His charitable endeavors have benefited the Alex's Lemonade Stand Foundation, the Boys & Girls Clubs of America, USA Football, Pop Warner and Cop Wheels. He is also a member of the Governing Body of the Global Sports Management Summit.

Born in Brooklyn, NY, Roseman earned his bachelor's degree from the University of Florida before earning a JD degree from Fordham Law School. Howie and his wife, Mindy, reside in suburban Philadelphia with their four children.

ROSEMAN'S 2016 OFFSEASON

- **January 18 -** Named **Doug Pederson** as head coach
- **January 25 -** Signed TE **Zach Ertz** to a five-year contract extension through 2021
- **January 26 -** Agreed to terms with TE **Brent Celek** on a three-year contract through 2018
- **January 29 -** Agreed to terms with T **Lane Johnson** on a six-year contract through 2021
- **February 2 -** Agreed to terms with DE **Vinny Curry** on a five-year contract through 2020
- **February 22 -** Agreed to terms with S **Malcolm Jenkins** on a five-year contract through 2020
- **March 1 -** Agreed to terms with QB **Sam Bradford** on a two-year contract through 2017
- **March 8 -** Signed CB **Leodis McKelvin** to a two-year contract
- **March 9 -** Acquired a 2016 1st-round pick (8th overall) from Miami in exchange for LB **Kiko Alonso**, CB **Byron Maxwell** and a 2016 1st-round pick (13th overall) ... Acquired a 4th-round pick in 2016 from Tennessee in exchange for RB **DeMarco Murray** and a 4th-round pick in 2016 ... Agreed to terms with G **Brandon Brooks** on a five-year contract ... Agreed to terms with S **Rodney McLeod** on a five-year contract ... Agreed to terms with CB **Ron Brooks** on a three-year contract
- **March 10 -** Signed QB **Chase Daniel** to a three-year contract through 2018 ... Agreed to terms with LB **Nigel Bradham** on a two-year contract
- **March 15 -** Agreed to terms with CB **Nolan Carroll** on a one-year contract
- **April 20 -** Acquired a 1st-round draft pick (2nd overall) in 2016 and a 4th-round pick in 2017 from Cleveland for a 1st-round draft pick (8th overall), a 3rd-round pick (77th overall) and a 4th-round pick (100th overall) in 2016, a 1st-round pick in 2017 and a 2nd-round pick in 2018
- **April 28 -** Selected QB **Carson Wentz** (North Dakota State) in the 1st round (2nd overall)
- **April 29 -** Selected G **Isaac Seumalo** (Oregon State) in the 3rd round (79th overall)
- **April 30 -** Selected RB **Wendell Smallwood** (West Virginia) in the 5th round (153rd overall), T **Halapoulivaati Vaitai** (TCU) in the 5th round (164th overall), S **Blake Countess** (Auburn) in the 6th round (196th overall), CB **Jalen Mills** (LSU) in the 7th round (233rd overall), DE **Alex McCalister** (Florida) in the 7th round (240th overall), LB **Joe Walker** (Oregon) in the 7th round (251st overall)
- **May 11 -** Named **Joe Douglas** as vice president of player personnel and **Andy Weidl** as assistant director of player personnel
- **June 16 -** Signed DT **Fletcher Cox** to a six-year contract extension through 2022
- **August 16 -** Acquired WR **Dorial Green-Beckham** from the Tennessee Titans in exchange for G/T **Dennis Kelly**
- **August 23 -** Signed LB **Stephen Tulloch** to a one-year contract
- **September 3 -** Traded QB **Sam Bradford** to Minnesota for a 1st-round draft choice in 2017 and a 4th-round draft choice in 2018

JOE DOUGLAS | VICE PRESIDENT OF PLAYER PERSONNEL

Joe Douglas, who was hired by the Eagles as vice president of player personnel on May 11, 2016, comes to Philadelphia with 16-plus years of NFL scouting experience.

Douglas spent the 2015 season as the director of college scouting for the Chicago Bears after working on the Baltimore Ravens' personnel staff for 16 years (2000-15).

Douglas was instrumental in acquiring a number of key performers for the Ravens, both through the draft and during the undrafted free agent signing period. Some of the players that he had a hand in obtaining included QB Joe Flacco, G Ben Grubbs, LB Pernell McPhee, LB C.J. Mosley, K Justin Tucker, CB Lardarius Webb and G Marshal Yanda. Grubbs, Mosley, Yanda and Tucker have combined for eight Pro Bowls with the Ravens.

"I have known Joe for several years and have admired his work with both the Ravens and the Bears," said Howie Roseman, Eagles executive vice president of football operations. "He is a guy that we had targeted from the outset. I feel that we are very fortunate to have him lead our player personnel department. [Ravens general manager] Ozzie Newsome and [Bears general manager] Ryan Pace spoke very highly of him and his work. He is passionate about football, passionate about scouting and he played a vital role in the success of the Ravens over the last decade."

As a member of the Ravens organization, Douglas held various posts which included serving as the club's national scout (2012-15), Southeast area scout (2009-11), East Coast area scout (2008) and Northeast area scout (2003-07). Douglas was first hired by Baltimore in 2000, where he worked as a player personnel assistant for three years. He was responsible for fall and spring scouting assignments, college workouts and draft visit coordination, managing the team's college video library and assisting the pro personnel department with special teams evaluations of club opponents and unrestricted free agents.

An All-Atlantic 10 selection, Douglas started 45 consecutive games at tackle for the University of Richmond. Following his collegiate playing career, he transitioned into a volunteer assistant coach with the Spiders' football team in 1999.

As an offensive lineman at Lee-Davis High School (Mechanicsville, VA), Douglas was recognized as a two-time all-state honoree.

He and his wife, Shannon, have two daughters, Addison and Leighton, and a son, Thomas.

DOUGLAS' CAREER TIMELINE

1999	Richmond	Volunteer Assistant Coach
2000-02	Baltimore Ravens	Player Personnel Assistant
2003-07	Baltimore Ravens	Northeast Area Scout
2008	Baltimore Ravens	East Coast Area Scout
2009-11	Baltimore Ravens	Southeast Area Scout
2012-15	Baltimore Ravens	National Scout
2015-16	Chicago Bears	Director of College Scouting
2016	**Philadelphia Eagles**	**Vice President of Player Personnel**

EAGLES PERSONNEL DEPARTMENT

Joe Douglas, Vice President of Player Personnel
Andy Weidl, Assistant Director of Player Personnel
Dwayne Joseph, Director of Pro Scouting
Anthony Patch, Senior Director of College Scouting
Trey Brown, Director of College Scouting
Mike Bradway, Assistant Director of College Scouting
Joe Pannunzio, Director of Personnel Operations
Chris Shea, Director of Scouting Administration/Personnel Scout
Tom Donahoe, Senior Football Advisor
Marty Barrett, Senior Scout
Rick Mueller, Player Personnel Executive
Alan Wolking, Southeast Area Scout
David Hinson, Midwest Area Scout
Ryan Myers, Pro/College Scout
Ted Williams, Pro Scout
Phil Bhaya, Pro Scout

DOUG PEDERSON | HEAD COACH

Doug Pederson was named head coach of the Philadelphia Eagles on January 18, 2016, following a three-year run as the offensive coordinator of the Kansas City Chiefs.

While with the Chiefs, Pederson helped guide the team to a 31-17 regular-season record, which included a 10-0 stretch to close out the 2015 campaign, and playoff appearances in 2013 and 2015. During Pederson's time in Kansas City, the Chiefs offense ranked first in the NFL in rushing touchdowns (54), third in yards per carry (4.64) and seventh in total rushing yards (6,018).

Under Pederson's direction, the Chiefs excelled at protecting the football and committed the third-fewest turnovers (50) in the NFL since 2013. Over that span, Kansas City's +29 turnover differential ranked third in the league behind only Seattle (+37) and Carolina (+34), while the Chiefs were the only team to boast two seasons with at least a +12 differential (+18 in 2013 and +14 in 2015).

In 2015, Pederson helped the Chiefs rebound from a 1-5 start to win a franchise-record 11 consecutive games, including Kansas City's first playoff victory in 22 years. During the Chiefs' 2015 regular-season winning streak, which began in Week 7, the club ranked tied for first in the NFL in rushing touchdowns (14), fourth in rushing yards per game (143.8) and tied for fifth in points per game (27.8). Limited turnovers helped propel Kansas City's run, as the Chiefs committed just seven total turnovers (four INTs, three fumbles) after Week 6 and finished the 2015 regular season with the second-fewest turnovers in the league (15). Kansas City's offense showed quick-strike ability in 2015, as the Chiefs also ranked third in scoring drives of four plays or less (11 TDs for 75 points).

Kansas City acquired QB Alex Smith via trade in 2013 and the 10-year veteran experienced the most productive stretch of his career under Pederson's tutelage: a three-year span during which he set a Chiefs record for wins by a starting quarterback in his first three years as a starter (30). During his three years in Pederson's offense, Smith notched three consecutive 3,000-yard seasons, threw the second-fewest interceptions among quarterbacks with at least 1,000 attempts (20) and ranked fourth among all quarterbacks with 1,183 rushing yards. Smith's 20 interceptions from 2013-15 marked the lowest three-season total of his career in years that he played more than 10 games.

Before joining Kansas City, Pederson served as the quarterbacks coach in Philadelphia from 2011-12. In his first season as the Eagles quarterbacks coach, Pederson helped QB Michael Vick become the second quarterback in NFL history to top the 3,000-yard passing and 500-yard rushing plateaus in consecutive seasons. That year, under Pederson's direction, Vick set career highs in completions (253) and passing yards (3,303) while throwing the third-most touchdowns of his career (18). Vick's yards through the air, combined with his 589 rushing yards, helped Philadelphia's offense record a then-franchise-record 6,386 net yards (now the second-highest total) and notch a team-record 356 first downs. Additionally, the 2011 Eagles offense ranked second in the league in plays of 10-plus yards (258) and tied for second in plays of 20-plus yards (84).

Pederson began his pro coaching career as an offensive quality control coach with the Eagles in 2009 and served in that capacity through the 2010 season. In his two seasons in that role, the Eagles combined for 868 points and set single-season franchise scoring records in back-to-back years (429 in 2009 and 439 in 2010). The 2010 and 2009 scoring outputs currently rank third and fourth, respectively, in franchise history.

In 2010, Pederson assisted an Eagles offense that recorded a then-franchise-record 6,230 net yards (now fourth), which ranked second in the NFL that season, and a then-franchise-record 439 points, which ranked third in the league. The 2010 Eagles had a propensity for big plays and ranked near the top of the league in plays of 20-plus yards (tied for first, 80), quick-strike touchdown drives (tied for first, 11) and scoring outside of the red zone (second, 139 points).

PEDERSON'S COACHING TIMELINE		
2005-08	Calvary Baptist Academy	Head Coach
2009-10	**Philadelphia Eagles**	**Offensive Quality Control**
2011-12	**Philadelphia Eagles**	**Quarterbacks**
2013-15	Kansas City Chiefs	Offensive Coordinator
2016-	**Philadelphia Eagles**	**Head Coach**

PEDERSON'S IMPACT: CHIEFS OFFENSIVE IMPROVEMENT

OFFENSIVE CATEGORY	2012 (Year Prior)	2013 (First Year)	2013-15 (Average)
Scrimmage Yards	5,332	5,617	5,500
Net Passing Yards	2,713	3,340	3,259
Total Points	211	430	396
Scrimmage TDs	17	41	39
Passing TDs	8	24	21
First Downs	286	323	312
Total Turnovers	37	18	17
Interceptions	20	8	7
Passer Rating	63.8	88.6	91.9

During Pederson's first season coaching with the Eagles in 2009, Philadelphia's offense threw for the fifth-most passing yards in Eagles annals (4,089), which at the time ranked second in franchise history.

A 12-year NFL veteran, Pederson played quarterback for the Green Bay Packers, Miami Dolphins, Philadelphia Eagles and Cleveland Browns after originally being drafted by the Carolina Panthers in the 1995 expansion draft. Pederson was coached by three of the most successful coaches in NFL history: Don Shula, Mike Holmgren and Andy Reid. Additionally, Pederson played alongside Pro Bowl quarterbacks Brett Favre, Dan Marino, Donovan McNabb and Jim McMahon.

Pederson served as a backup quarterback for Green Bay from 1995-98 and 2001-04, and was part of Packer teams that won Super Bowl XXXI, two NFC Championships (1996 and 1997) and six division titles. Pederson made eight starts for the Browns in 2000 and logged 1,047 yards and two touchdowns on 117 completions. In 1999, Pederson made nine starts for the Eagles, completing 119 passes for 1,276 yards and seven touchdowns.

In a 1993 contest against the Eagles, Pederson was pressed into duty when Dolphins starter Scott Mitchell left the game with a shoulder injury. In the second half, he helped guide Miami to a 19-14 win that marked Don Shula's 325th career victory.

Pederson attended Northeast Louisiana (now Louisiana Monroe) where he earned four letters and was a three-year starter at quarterback. He finished his college career with 6,445 yards and 33 touchdowns on 571-of-1,032 passing. As a senior, Pederson led the Southland Conference in passing when he completed 205 of 367 passes for 2,282 yards and 10 touchdowns. In 1989, he set a school record with 619 passing yards against Stephen F. Austin. Pederson graduated from Northeast Louisiana with a B.B.A. in business management.

The Bellingham, WA, native (born January 31, 1968) earned three letters each in football, baseball and basketball at Ferndale (WA) H.S., where he was an all-league selection at quarterback, safety and kicker and finished his high school career with 1,880 yards and 19 TDs on 106-of-250 passing.

Pederson and his wife, Jeannie, have three sons: Drew, Josh and Joel. Jeannie played college basketball at Louisiana College.

COACHES CAPSULES

FRANK REICH
Offensive Coordinator

1st year in Philadelphia

- Joined the Eagles in 2016 after spending the previous three seasons with the San Diego Chargers. Served as the Chargers quarterbacks coach in 2013 and was promoted to offensive coordinator in 2014
- Helped Chargers QB Philip Rivers achieve one of the finest stretches of his career, guiding the veteran signal caller to three straight 4,000-yard passing seasons and 92 total touchdowns from 2013-15
- During his two seasons as San Diego's offensive coordinator, the Chargers ranked third in the NFL in completions (822), fourth in completion percentage (66.2) and fifth in net passing yards (8,869)
- Entered NFL coaching ranks as a coaching intern with the Colts in 2006. Was elevated to quarterbacks coach in 2009
- A former third-round draft choice of the Buffalo Bills in the 1985 NFL Draft, enjoyed a 14-year NFL playing career. Was a part of Bills teams that went to four-straight Super Bowls (1990-1993)
- Engineered the greatest comeback in NFL history, bringing the Bills back from a 32 point second-half deficit to defeat the Houston Oilers in a 1992 Wild Card game

JIM SCHWARTZ
Defensive Coordinator

1st year in Philadelphia

- Hired by the Eagles in 2016. Boasts 22 years of NFL coaching experience
- In 2014, directed a Bills defense that allowed the second-fewest points in the NFL (16.9 ppg), notched a league-high 54 sacks, held opponents to a league-best 33.2 percent third-down conversion rate and allowed the second-lowest cumulative quarterback rating (74.5)
- Served as head coach of the Detroit Lions from 2009-2013. Guided the team to its first playoff berth since 1999 when he coached Detroit to a 10-6 record in 2011
- Spent 10 years with the Tennessee Titans, serving as defensive coordinator from 2001-08. Helped the Titans reach Super Bowl XXXIV and win three division titles
- Coached 7 Pro Bowlers in Tennessee: Keith Bulluck, Kevin Carter, Cortland Finnegan, Albert Haynesworth, Chris Hope, Jevon Kearse and Kyle Vanden Bosch
- Attended Georgetown, where he was a four-year letterwinner at linebacker

DAVE FIPP
Special Teams Coordinator

4th year in Philadelphia

- Under his direction in 2015, the Eagles ranked second in the NFL in punt return average (11.4) and Darren Sproles earned his second-straight trip to the Pro Bowl
- In 2014, the Eagles ranked first in the annual *Dallas Morning News* special teams rankings compiled by Rick Gosselin
- Special teams accounted for a franchise-best and NFL-high seven TDs in 2014 and sent 3 players to the Pro Bowl (Sproles, rookie K Cody Parkey, LS Jon Dorenbos)
- Spent 2011-12 with Miami Dolphins as assistant special teams coach. Those units ranked 2nd (2011) and 4th (2012) in Gosselin's rankings
- Served in same capacity for the San Francisco 49ers (2008-10)
- Coached in college for 10 years at San Jose St., Nevada, Cal Poly, Holy Cross and his alma mater, Arizona
- Walked on at Arizona and played from 1994-97 as a safety and special teamer

EUGENE CHUNG
Assistant Offensive Line/ Tight Ends/Run Game

3rd year in Philadelphia

- Rejoined Eagles staff in 2016, having previously served as the team's offensive line assistant from 2010-12. Has previously coached with Eagles Head Coach Doug Pederson in both Philly and Kansas City
- Was the assistant offensive line coach for the Chiefs from 2013-15. In those three seasons, the Chiefs ranked first in the NFL with 54 rushing TDs
- Originally a first-round pick of the New England Patriots in 1992 (13th overall), enjoyed a six-year playing career that included stops in New England (1998-99), Jacksonville (1995), Indianapolis (1997), Kansas City (1998-99) and Philly (2000)

PHILLIP DANIELS
Defensive Quality Control/ Assistant Defensive Line

1st year in Philadelphia

- Joined the Eagles staff in the 2016 offseason and enters his first year of coaching after a 15-year NFL playing career
- Originally a fourth-round pick of the Seattle Seahawks in 1996, he played for Seattle (1996-99), Chicago (2000-03) and Washington (2004-10). In his career he totaled 512 tackles, 62 sacks, 51 PDs, 15 forced fumbles and 12 fumble recoveries

JOHN DEFILIPPO
Quarterbacks

1st year in Philadelphia

- Hired by the Eagles in the 2016 offseason after spending the 2015 season as offensive coordinator for the Cleveland Browns
- Prior to joining the Browns, served as the quarterbacks coach of the Oakland Raiders from 2012-14 and helped develop Raiders rookie QB Derek Carr in 2014. Under his direction, Carr led all rookies in completions (348), passing yards (3,270) and passing touchdowns (21)
- As former quarterback himself, he starred at Radnor (PA) High School while his father, Gene, served as the athletic director at Villanova from 1993-97
- Played collegiately at James Madison

JOE D'ORAZIO
Offenisve Quality Control/ Assistant Wide Receivers

1st year in Philadelphia

- Joined the Eagles coaching staff in the 2016 offseason after coaching the tight ends at Columbia University in 2015. Also coached the tight ends at the University of Chicago in 2011 and served as a defensive grad assistant at Utah in 2012
- Was a senior assistant with the Kansas City Chiefs from 2013-14 and served as a training camp operations intern for the Eagles in 2010
- Played center at the University of Pennsylvania where he was named first-team All-Ivy twice and served as a captain as a senior in 2010
- A native of Bryn Mawr, PA, he starred at St. Joseph's Prep in Philadelphia

KEN FLAJOLE
Linebackers

1st year in Philadelphia

- Boasts 17 years of NFL coaching experience and enters his first season with the Eagles
- Has coached every defensive position in his 38-year coaching career and most recently coaching the ILBs for the Cleveland Browns in 2013
- Served as the St. Louis Rams' defensive coordinator from 2009-2011 and coached the Carolina Panthers LBs from 2003-08
- Spent 21 years coaching in the college ranks prior to entering the NFL in 1998 with the Green Bay Packers
- Played college football at Pacific Lutheran and Wenatchee Valley CC

COACHES CAPSULES

MATTHEW HARPER
Assistant Special Teams

4th year in Philadelphia

- Enters his fourth year in Philadelphia and returns as the team's assistant special teams coach, a position he held from 2013-14 before transitioning to assistant defensive backs coach in 2015
- In 2014, the Eagles ranked first in Rick Gosselin's annual *Dallas Morning News* special teams ranking
- Worked as a coaching intern and graduate assistant at Oregon from 2009-12
- Played two seasons as a safety at Oregon (2006-07) after transferring from the City College of San Francisco
- Son of two-time Nebraska All-America DE and 11-year NFL vet Willie Harper

TIM HAUCK
Safeties

1st year in Philadelphia

- Begins his first season on the Eagles coaching staff, but previously played for Philadelphia as a safety from 1999-2002
- Served as the defensive coordinator and CBs coach for UNLV from 2013-14
- Enjoyed a 13-year NFL playing career and appeared in 183 regular-season games. Totaled 357 tackles, 16 PDs, six FFs and four FRs. Also excelled on special teams and logged 162 career tackles
- Played in 51 games for the Eagles and logged 158 tackles on defense and 47 tackles on special teams. Started alongside Brian Dawkins in 1999 and finished second on the team with 122 tackles
- Was a two-time first-team All-American safety at Montana

GREG LEWIS
Wide Receivers

1st year in Philadelphia

- Hired in the 2016 offseason, the former Eagles wide receiver returns to Philadelphia to coach the position that he played for the Birds from 2003-08
- Served as an offensive assistant with the New Orleans Saints in 2015 after coaching WRs in the college ranks for three years
- Originally entered the NFL in 2003 with the Eagles as an undrafted player out of the University of Illinois
- Recorded 136 catches for 1,879 yards and eight TDs in Philadelphia and helped the Eagles reach four NFC Championship Games. Caught a 30-yard TD from QB Donovan McNabb in Super Bowl XXXIX

JUSTIN PEELLE
Tight Ends

4th year in Philadelphia

- Enters his second season as tight ends coach after spending 2013-14 as the Eagles assistant tight ends coach
- In 2015, helped Zach Ertz set career highs in catches (75) and receiving yards (853)
- Played TE for 10 seasons in NFL with San Diego, Miami, Atlanta and San Francisco. Caught 123 passes and 12 TDs
- Drafted in 4th round in 2002 by Chargers from Oregon, where he finished with 70 career catches and 14 scores and was a four-time All-Pac 10 Academic selection

DUCE STALEY
Running Backs

6th year in Philadelphia

- Worked with RBs DeMarco Murray and Ryan Mathews in 2015, helping the duo become the first Eagles teammates to notch six-or-more rushing TDs in a season since 2003. Also helped Mathews rank 4th in the NFL in yards per carry (5.08)
- In 2013, helped All-Pro RB LeSean McCoy become the first Eagle to lead the NFL in rushing and scrimmage yards since 1947
- Worked first two seasons in Philadelphia as an assistant special teams coach, while helping with the running backs
- Gained 5,785 yards during his 10-year NFL career with Philadelphia (1997-2003) and Pittsburgh (2004-06)
- A third-round pick of Eagles in 1997, ranks 5th on team's all-time rushing list. Is one of three Eagles to top 200 yards rushing in a game (Steve Van Buren and McCoy)
- Won a Super Bowl with Pittsburgh in 2005
- His Eagle teammates voted him offensive MVP three times (1998, 1999, and 2002)

JEFF STOUTLAND
Offensive Line

4th year in Philadelphia

- In his three seasons with the Eagles, has coached three Pro Bowl players: Jason Peters, Jason Kelce and Evan Mathis
- Coached one of the best offensive lines in the nation at Alabama from 2011-12, including 2013 draft picks Chance Warmack, D.J. Fluker and Barrett Jones
- Helped Crimson Tide to a National Championship victory over Notre Dame in 2012
- Also coached successful offensive lines at Miami, FL (2007-10), Michigan St. (2000-06), Syracuse (1999) and Cornell (1993-96)

PRESS TAYLOR
Offensive Quality Control/ Assistant Quarterbacks

4th year in Philadelphia

- Enters his fourth season in Philadelphia with the added responsiblity of assistant QBs coach after serving as an offensive quality control coach from 2013-15
- Brother, Zac, is the offensive coordinator/ QBs coach at the University of Cincinnati
- Spent two years as a reserve QB at Marshall after transferring from Butler Community College, where he led school to two JUCO championships (2007-08)

CORY UNDLIN
Defensive Backs

2nd year in Philadelphia

- A 13-year NFL coaching vet, enters his second season in Philly as DBs coach
- In his first year with the Eagles, S Malcolm Jenkins earned his first career trip to the Pro Bowl. Also helped former Eagles DB Walter Thurmond make a transition from CB to S. Helped the Birds rank 10th in the NFL in takeaways (26) and INTs (15)
- Spent three years with the Denver Broncos prior to arriving in Philadelphia and worked with three Pro Bowl DBs in 2014 - Aqib Talib, Chris Harris Jr., and T.J. Ward
- Also had NFL coaching stints in Jacksonville, Cleveland and New England

DINO VASSO
Defensive Quality Control/ Assistant Secondary

1st year in Philadelphia

- Enters first season with the Eagles after serving as a coaching assistant with the Kansas City Chiefs (2013-15). Worked primarily with the secondary in Kansas City
- A four-year DB at the University of New Hampshire, he started 51 consecutive games and earned 1st-team AFCA All-American honors as a senior (2010)
- A native of Crum Lynne, PA, lettered in football at Ridley H.S. in Folsom, PA

CHRIS WILSON
Defensive Line

1st year in Philadelphia

- Enters his first NFL season after coaching 23 years in the college ranks. Held positions at Missouri, USC, Georgia, Mississippi State and Oklahoma among others
- Coached Jets DE Leonard Williams at USC and worked closely with Eagles Pro Bowl DT Fletcher Cox at Mississippi State
- Played collegiately at Oklahoma where he recorded 303 tackles. Was a 12th-round draft pick of the Chicago Bears in 1992

EMPLOYEE DIRECTORY

EXECUTIVE ADMINISTRATION

Jeffrey Lurie ..... Chairman and Chief Executive Officer
Don Smolenski ..... President
Christina Weiss Lurie .... President Eagles Charitable Foundation, Eagles Social Responsibility
Aileen Dagrosa ..... Senior Vice President, General Counsel
Anne Gordon ..... Senior Vice President of Marketing, Media & Communications
Frank Gumienny ..... Senior Vice President, Chief Financial Officer
Jason Miller ..... Senior Vice President of Operations
Ari Roitman ..... Senior Vice President of Business

EXECUTIVE ADMINISTRATION SUPPORT

Tina D'Orazio ..... Vice President, Office of the Chairman and CEO
Lee Ann Hartley ..... Director, Office of the Chairman and CEO
Jessica Maenner ... Executive Assistant to the SVP of Marketing, Media & Communications
Katy Moroz ..... Assistant to Christina Weiss Lurie
Liz Reed ..... Executive Assistant to President
Gary Richardson ..... Driver/Office Assistant
Tara Sutphen ..... Executive Assistant to the Chairman/CEO & Owner

FOOTBALL OPERATIONS

Howie Roseman ..... Executive Vice President of Football Operations
Dom DiSandro ..... Vice President of Team Security
Alec Halaby ..... Vice President of Football Operations and Strategy
Greg Delimitros ..... Director of Equipment Operations
Patrick Dolan ..... Director of Football Technology
Jake Rosenberg ..... Director of Football Administration
Quintin Mikell ..... Director of Player Engagement
Stewart Cramer ..... Director of Video Engineering
Brian Dawkins ..... Football Operations Executive
Craig Blake ..... Equipment Assistant
Katie David ..... Executive Assistant to Player Personnel
Kevin Dougherty ..... Video Director
Jon Ferrari ..... Manager of Football Compliance
Peter Gould ..... Equipment Assistant
Ryan Maddocks ..... Video Assistant
Edward Miller ..... Equipment Assistant
Ryan Paganetti ..... Analyst
Spencer Phillips ..... Coaching Assistant
Taylor Rajack ..... Football Operations Analyst
Tom Rossi ..... Assistant Director of Football Technology

SCOUTING

Joe Douglas ..... Vice President of Player Personnel
Andy Weidl ..... Assistant Director of Player Personnel
Anthony Patch ..... Senior Director of College Scouting
Trey Brown ..... Director of College Scouting
Joe Pannunzio ..... Director of Personnel Operations
Dwayne Joseph ..... Director of Pro Scouting
Chris Shea ..... Director of Scouting Administration/Personnel Scout
Marty Barrett ..... Senior Scout
Phil Bhaya ..... NFS Scout
Mike Bradway ..... Assistant Director of College Scouting
Tom Donahoe ..... Senior Football Advisor
Brendan Donovan ..... Personnel Research Coordinator
Tom Hayden ..... Scouting Assistant
David Hinson ..... Midwest Area Scout
Rick Mueller ..... Player Personnel Executive
Ryan Myers ..... Northeast Area Scout
Chris Nolan ..... Scouting Assistant
Casey Weidl ..... College Scouting Coordinator
Ted Williams ..... Pro Scout
Alan Wolking ..... Southeast Area Scout

SPORTS SCIENCE TEAM

Chris Peduzzi ..... Director of Sports Medicine/Head Athletic Trainer
Shaun Huls ..... Director of High Performance
Micah Gerhart ..... Assistant Athletic Trainer
Keith Gray ..... Assistant Strength Coach
James Hanisch ..... Director of Performance Science
Josh Hingst ..... Head Strength Coach
Mark Lewis ..... Assistant Athletic Trainer
Michael Minnis ..... Performance Nutrition Coordinator
Joseph O'Pella ..... Assistant Athletic Trainer
Monte Wong ..... Assistant Athletic Trainer
Ben Wagner ..... Strength Assistant
Anthony Zimmer ..... Sports Science Analyst

ACCOUNTING

Greg McDonald ..... Director of Finance Operations
Tony Orazi ..... Director of Financial Reporting
Denise Bailey ..... Accounts Receivable Coordinator
Andrea Casella ..... Accounting Manager
Dan Goldsmith ..... Financial Analyst
Joyce Iman ..... Accountant
Marianne McCabe ..... Payroll Manager
Kathleen Rosi ..... Accounts Payable Manager

HUMAN RESOURCES

Kristie Pappal ..... Vice President of Human Resources
Erik Rausch ..... Human Resources Manager
Colleen Scoles ..... Talent Acquisition Manager
Grace Bellato ..... Human Resources Administrator
Elsie Gallagher-Firman ..... Human Resources Assistant/Office Coordinator
Mary McCafferty ..... Receptionist

CONTENT AND CREATIVE

Chris Johnson ..... Vice President, Executive Producer
Maggie Arganbright ..... Director, Emerging Media
Eric Long ..... Director of Production
Julie Bacanskas ..... Content Coordinator
Chris Barletto ..... Producer
Amanda Ciavarella ..... Digital Developer
Christine Dorn ..... Graphic Designer
Ray Doyle ..... Producer
Fran Duffy ..... Content Manager
Julia Fabiani ..... Email Marketing Specialist
Loraine Griffiths ..... Graphic Designer
Dana Heberling ..... Post Production Manager
Joe Helder ..... Producer
Melissa Kelly ..... Production Coordinator
Mark Leblang ..... Studio/Live Manager
Kiel Leggere ..... Motion Graphics Designer
Chris McPherson ..... Content Manager
Jenn Pirri ..... Social Media Coordinator
Kelly Rafferty ..... Production Coordinator
Nick Rotondi ..... Producer
Matthew Schwenk ..... Graphic Designer
Alex Smith ..... Content Producer
Carson Smucker ..... Producer
Dave Spadaro ..... Eagles Insider
Jennifer Terbosic ..... Digital Asset Manager
Bryan Thomas ..... Producer
Samantha Wood ..... Digital Platforms Manager

EMPLOYEE DIRECTORY

PUBLIC RELATIONS

Derek Boyko . . . . . Director of Public Relations
Brett Strohsacker . . . . . Public Relations Manager
Anthony Bonagura . . . . . Public Relations Coordinator
John Gonoude . . . . . Public Relations Coordinator
Zach Groen . . . . . Public Relations Coordinator

COMMUNITY RELATIONS

Julie Hirshey . . . . . Director of Community Relations
Cherisse Cavan . . . . . Community Relations Coordinator
Tori Kimberly . . . . . Community Relations Coordinator
Carly Pennacchia . . . . . Community Relations Coordinator

EAGLES CHARITABLE FOUNDATION

Rachel Weiner . . . . . Director of Vision Programming
Carolyn DeLisi . . . . . Operations and Events Coordinator
Megan Fesolovich . . . . . Development and Events Coordinator

INFORMATION TECHNOLOGY

John Pawling . . . . . Vice President of Information Technology
Anthony Cozzi . . . . . Director of Software Development
Nick Church . . . . . Software Developer
Chris Coslett . . . . . Assistant Network Administrator
Mike Gibboni . . . . . Systems Administrator
Terrance Hopkins . . . . . Technical Support Specialist
Scott Jaudas . . . . . Telecommunications Administrator
Steve Jones . . . . . Technical Support Specialist
Bill Mizell . . . . . Senior Network Administrator
Tanmay Patel . . . . . Software Developer

MARKETING

Brian Papson . . . . . Vice President of Marketing
Michael Barone . . . . . Marketing Coordinator
Andrew Baczkowski . . . . . Marketing Coordinator, Entertainment Groups
Andrew Gerdes . . . . . Marketing Coordinator
Kevin di Girolamo . . . . . Assistant to SWOOP
Denise Kozul . . . . . Marketing and Executive Assistant
Amanda Marquez . . . . . Marketing Coordinator
Poorya Nayerahmadi . . . . . Marketing Programs Manager
Barbara Zaun . . . . . Manager of Entertainment Groups

SPECIAL EVENT SALES

Lynnette Camacho . . . . . Special Events Sales Director

SALES AND SERVICE

Brian Napoli . . . . . Vice President of Corporate Partnerships
Greg DeLuca . . . . . Director of Premium Development
Tracy Foster . . . . . Director of Client Services
Christian Molnar . . . . . Director of Team Relationships
Mat Warner . . . . . Director of Premium Sales and Service
Ernie Burrell . . . . . Director of Corporate Partnerships
Pat Jeffries . . . . . Senior Account Executive, Premium Sales
Donnie Lewis . . . . . Account Executive, Premium Sales
Joe Malatesta . . . . . Senior Account Executive, Premium Sales
Drew Masciangelo . . . . . Premium Services Suite Manager
Matt McKenna . . . . . Corporate Sales Assistant
Nick Michaels . . . . . Account Executive, Corporate Partnerships
Clark Minken . . . . . Account Executive, Premium Sales
Sean O'Hara . . . . . Account Executive, Corporate Partnerships
Jessica Perry . . . . . Premium Services Coordinator
Alexandra Rosetti . . . . . Premium Services Coordinator
Emma Rutherford . . . . . Premium Services Coordinator
Jamie Solomon . . . . . Premium Services Suite Manager
Erica Sorrels . . . . . Senior Coordinator, Corporate Services
Nicole Soskin . . . . . Corporate Services Coordinator
Carley St. Lucia . . . . . Director of Corporate Partnerships
Amanda Stout . . . . . Corporate Services Coordinator
Maura Strohsacker . . . . . Partnership & Events Manager
Amanda Wiener . . . . . Corporate Services Coordinator

FACILITIES AND STADIUM OPERATIONS

Ryan Hummel . . . . . Director of Facilities
JP Hayslip . . . . . Director of Facilities Security
Koran Bae . . . . . Facility Operations Coordinator
Tom Brennan . . . . . Lincoln Financial Field Facility Manager
Jason Burd . . . . . Carpenter
Eugene Byrd . . . . . Operations Assistant
Tom Caracciolo . . . . . Conversion Manager
Edward Dean . . . . . Facilities
Chris DeBellis . . . . . Conversion Coordinator
Fred DeVice . . . . . Controls Technician
Eric Enders . . . . . NovaCare Facility Manager
Chris Fink . . . . . Facility Project Assistant
Bob Hellmuth . . . . . Steamfitter
Tom Hummel . . . . . Carpenter/Foreman
Herbert Keyser . . . . . Electrician/Foreman
Jim McGurk . . . . . CMMS Administrator
Ray Murphy . . . . . Plumber/Foreman
Jennifer Mastrangelo . . . . . Operations Administration Manager
Ron Pables . . . . . Steamfitter
Greg Poda . . . . . Concessions/Suites Operations Manager
Rich Prutzman . . . . . Warehouse Supervisor
Tom Riley . . . . . Steamfitter/Foreman
John Siugzda . . . . . Carpenter
David Sullivan . . . . . Building A/V Engineer
Jeffrey Tesler . . . . . Carpenter
Richard Triebl . . . . . Plumber
Joseph Umbra . . . . . Carpenter
Stephen Weingarten . . . . . Operations Support Coordinator
Wayne Zarnowski . . . . . Electrician

TICKET & FAN SERVICES

Laini DeLawter . . . . . Vice President of Ticket & Fan Services
Kevin Sorli . . . . . Director of Ticketing
Norman Vossschulte . . . . . Director of Fan Experience
Hannah Barber . . . . . Ticket Operations Manager
Bridget Carrigan . . . . . Premium Ticket Operations Coordinator
Brian Dea . . . . . Game Day Staff Assistant Manager
Catherine Dunn . . . . . Season Ticket Member Services Assistant Manager
Emily Finnegan . . . . . Fan Experience Assistant Manager
Vanessa Herrman . . . . . Game Day Staff Payroll and Scheduling Manager
Drew Jolly . . . . . Season Ticket Member & Concierge Services Coordinator
Doug Lesser . . . . . Ticket Operations Finance Manager
Jim McCafferty . . . . . Ticket Manager, Special Events
Jessica Sharon . . . . . Fan Experience Coordinator

MERCHANDISE

Emily Conway . . . . . Merchandise Director
Annie Bobbe . . . . . Pro Shop Manager, Cherry Hill
Isaac Brubaker . . . . . Pro Shop Manager, Lancaster
Timothy Crouch . . . . . Merchandise Operations Specialist
Kevin Morganti . . . . . Retail Operations Manager

EMPLOYEE DIRECTORY

GROUNDS

Tony Leonard ..... Director of Grounds
Chad Cochenour ..... Assistant Sports Field Manager
Marc Corcoran ..... Mechanic
Mitch Tracey ..... Landscape Manager
Michael Watson ..... Second Assistant Sports Field Manager
Chris Weaver ..... Landscape Coordinator

EVENT OPERATIONS

Chris Sharkoski ..... Director of Event Operations
Colette Brandt ..... Events Coordinator
Kate Duggan ..... Events Coordinator
Lauren Gress ..... Events Coordinator
Sara Peters ..... Event Operations Manager

CRM

Dan Ryan ..... CRM Manager

TEAM INFORMATION

ADDRESS

Philadelphia Eagles
NovaCare Complex
One NovaCare Way
Philadelphia, PA 19145

TEAM COLORS

Midnight Green (PMS 316), Silver (PMS 8240), Black and White

FLAGSHIP RADIO STATION

94.1 WIP

STADIUM

Lincoln Financial Field (seating capacity - 69,596)
The construction of Lincoln Financial Field began on May 7, 2001, and has been the home of the Eagles since the start of the 2003 season. The state-of-the-art venue has also hosted college football games, concerts, international soccer games and college lacrosse championships. With a capacity of 69,596 "The Linc" has sold out every Eagles game since 2003, including two NFC Championships (2003 and 2004).

NOVACARE COMPLEX

The home of the Philadelphia Eagles daily operations since the spring of 2001, the NovaCare Complex resulted from a successful partnership with NovaCare Rehabilitation. The 108,000-square-foot NovaCare Complex has three natural grass football fields, a 70-yard indoor practice field, state-of-the-art training and weight rooms, locker and meeting rooms, a media center, a fully-staffed cafeteria, and a 189-seat auditorium. In 2009, the NovaCare Complex was ranked third in the country in terms of greenest facilities in professional sports, using solar panels to produce clean energy and many recyclable materials and systems throughout the complex.

17 WR | NELSON AGHOLOR

VITALS

Height: 6-0
Weight: 198
Date Of Birth: May 24, 1993
Hometown: Tampa, FL
HS: Berkeley Prep (Tampa, FL)
College: USC
NFL Experience: 2nd Year
Draft Pick: D1-15 (20th overall) by Philadelphia

TOP COLLEGE SINGLE-GAME PERFORMANCES

Yds	Rec.	Opponent
220	8	Wash. State ('14)
216	16	California ('14)
162	6	Oregon ('12)
161	7	Arizona ('13)
128	6	Colorado ('14)
120	12	Notre Dame ('14)

USC SINGLE-SEASON RANKINGS

RECEPTIONS

1. Marqise Lee, 2012	118
2. Robert Woods, 2011	111
3. Nelson Agholor, 2014	104
4. Keyshawn Johnson, 1995	102
5. Mike Williams, 2003	95

THREE-STEP DROP

If he could be any superhero: The Flash
First job: Cashier at PDQ
Pregame Ritual: Calls his mom on the phone to pray with her
If he could play another sport, what position/team: PG, N.Y. Knicks
Hobbies: Cooking. "My best meal is yellow rice, pork chops and plantains"
Bucket list: Buy his parents a home in Nigeria. "They are from Nigeria and I want to help them go back there"
Best player he has faced: "Patrick Peterson is a great competitor"
Favorite throwback jerseys: Michael Jordan, H.S; Reggie Bush, USC; Charlie Ward, FSU
Favorite books: *Things Fall Apart* by Chinua Achebe, *Oh, the Places You'll Go* by Dr. Seuss
Favorite quote: "The will to win is important, but the will to prepare is vital"

A first-round pick of the Eagles in the 2015 NFL Draft, Nelson Agholor started 12 of the 13 games in which he played as a rookie. He finished his collegiate career at USC with 179 catches for 2,571 yards and 20 TDs in 40 games (30 starts). Also a dangerous weapon on special teams, Agholor set a school record with four punt return touchdowns.

2015 HIGHLIGHTS

- Scored his first NFL touchdown on a 53-yard pass from QB Sam Bradford to give the Eagles a 14-7 second-quarter lead in a 23-20 win vs. Buf. (12/13). His 53-yarder marked the longest touchdown reception by an Eagles rookie since WR Hank Baskett recorded touchdowns of 89 and 87 yards in 2006
- Snagged a one-handed, 45-yard reception from Bradford in the second quarter at Was. (10/4)
- Started the first game of his NFL career when the Eagles opened in a three-WR set at Atl. (9/14) and made his first NFL reception

INJURY REPORT

- Was rendered inactive at Dal. (11/8), vs. NYG (10/19) and at Car. (10/25) with an ankle injury
- Sustained an ankle injury in the second quarter vs. NO (10/11) and did not return to the game

COLLEGE HIGHLIGHTS

- Compiled 3,572 all-purpose yards and 24 TDs in his career and became just the 12th Trojan to notch 2,000 receiving yards
- Totaled 540 yards on 37 punt returns (14.6 average) and set a school record with four punt return touchdowns. Also recorded 24 kickoff returns for 443 yards (18.5 average)
- Finished eighth on the USC career receptions list (179) and seventh on the career punt return yardage chart (540), becoming the only Trojan to rank among USC's career Top-8 receivers and Top-7 punt returners
- Accumulated eight 100-yard receiving games in his career, including two 200-yard performances, which is tied for the most ever by a Trojan receiver
- Started all 13 games as a junior in 2014 and led the team with 104 receptions, 1,313 yards and 12 receiving TDs (all career highs)
- Added 19 punt returns for 197 yards (10.4 average) and two TDs and nine kickoff returns for 147 yards
- Earned *Associated Press* third-team All-America honors and first-team All-Pac-12 honors while finishing as one of 10 semifinalists for the Biletnikoff Award for the nation's top wide receiver. Also won USC's Offensive Perimeter Player of the Year Award
- His 200-yard receiving games vs. Washington State and California in 2014 not only was the first time in a season that a Trojan has had a pair of 200-yard games, but was the first time in USC history that a receiver has had consecutive 200-yard outings
- His 104 receptions in 2014 rank third on USC's all-time single-season list and sixth in Pac-12

17 WR | NELSON AGHOLOR

AGHOLOR'S CAREER STATISTICS									
			RECEIVING					OFF SNAPS	
Year	Team	GP/GS	No	Yds	Avg	Lg	TD	No	Pct
2015	Philadelphia	13/12	23	283	12.3	53t	1	671	58%
Totals		**13/12**	**23**	**283**	**12.3**	**53t**	**1**	**---**	**---**

ADDITIONAL CAREER STATISTICS

Fumbles/Lost: (1/1) - 2015 (1/1)

CAREER HIGHS		
Receptions	3	5x - 12/13/15 vs. Buf.
Yards	64	10/4/15 at Was.
Long	53t	12/13/15 vs. Buf.

COLLEGE HIGHLIGHTS - Cont.

- As a sophomore in 2013, started all 14 games and racked up 56 receptions for 918 yards and six touchdowns. Also added 18 punt returns for 343 yards and two touchdowns, and 10 kickoff returns for 175 yards
- His 19.1 average on punt returns was a USC season record and ranked second nationally
- Made the 2013 All-Pac-12 second team as a return specialist and was an honorable-mention selection as a wide receiver
- Won USC's Offensive Perimeter Player of the Year Award and John McKay Award for competitive spirit
- Served as a key backup wide receiver, returned kickoffs and played on special teams as a true freshman in 2012
- Played in all 13 games, tallying 19 catches for 340 yards and two TDs and also returned five kickoffs for 121 yards
- Made the 2012 *Scout.com* Freshman All-American second team

PERSONAL

- Attended Berkeley Prep High School in Tampa, Florida, earning All-America honors from many sources including *Super Prep* as a senior running back, wide receiver, cornerback and safety
- In his career, notched 4,732 rushing yards, 921 receiving yards, 12 interceptions and eight kickoff return touchdowns
- As a senior in 2011, accumulated 212 carries for 1,983 yards and 28 TDs and 10 receptions for 117 yards and two touchdowns. Also racked up 35 tackles and three interceptions on defense while returning eight punts for a 32.0-yard average
- As a junior in 2010, he had 1,440 yards on offense, three interceptions on defense and 323 return yards
- As a sophomore in 2009, he made All-State as he ran for 970 yards with 15 TDs and had 14 receptions for 239 yards with three TDs on offense and 31 tackles and four interceptions on defense
- As a 2008 freshman, totaled 1,400 all-purpose yards and five interceptions
- Also played basketball at Berkeley, where he averaged 12.8 points, 4.8 rebounds, 4.3 assists and 2.3 steals as a senior
- Was a communication major at USC
- Born in Nigeria and moved to the United States when he was 5 years old
- Son of Felix and Caroline Agholor and is the fourth of five children. Felix played high-level soccer in Nigeria
- Twitter: **@nelsonagholor**; Instagram: **@nelsonagholor15**

2015 GAME-BY-GAME STATISTICS										
				RECEIVING					SNAPS	
Date	Opp	W/L	GP/GS	No	Yds	Avg	Lg	TD	No	Pct
Sep 14	at Atl	L	1/1	1	5	5.0	5	0	59	80%
Sep 20	Dal	L	1/1	3	31	10.3	12	0	47	76%
Sep 27	at NYJ	W	1/1	0	0	---	--	0	68	93%
Oct 4	at Was	L	1/1	3	64	21.3	45	0	54	96%
Oct 11	NO	W	1/1	1	5	5.0	5	0	34	40%
Oct 19	NYG	W	0/0	INACTIVE (ANKLE)						
Oct 25	at Car	L	0/0	INACTIVE (ANKLE)						
Nov 8	at Dal	W	0/0	INACTIVE (ANKLE)						
Nov 15	Mia	L	1/0	3	32	10.7	21	0	53	55%
Nov 22	TB	L	1/1	3	11	3.7	7	0	54	76%
Nov 26	at Det	L	1/1	2	15	7.5	12	0	39	66%
Dec 6	at NE	W	1/1	0	0	---	--	0	33	54%
Dec 13	Buf	W	1/1	3	62	20.7	53t	1	59	77%
Dec 20	Ari	L	1/1	0	0	---	--	0	57	89%
Dec 26	Was	L	1/1	2	35	17.5	18	0	68	84%
Jan 3	at NYG	W	1/1	2	23	11.5	16	0	46	70%
Totals			**13/12**	**23**	**283**	**12.3**	**53t**	**1**	**671**	**58%**

INJURY REPORT

- Sustained an ankle injury vs. NO (10/11/15) and was rendered inactive for the following three contests vs. NYG (10/19/15), at Car. (10/25/15) and at Dal. (11/8/15)

TRANSACTIONS

2015 Drafted by PHI in 1st round ... signed 4-year contract

94 DT | BEAU ALLEN

VITALS

Height: 6-3
Weight: 327
Date Of Birth: November 14, 1991
Hometown: Minnetonka, MN
HS: Minnetonka
College: Wisconsin
NFL Experience: 3rd Year
Draft Pick: D7-14 (224th overall) by Philadelphia

THREE-STEP DROP

In any other sport, what position would you play and what team: Enforcer/left winger for the Philadelphia Flyers
First jersey owned: Brett Favre, Green Bay Packers
Biggest Pet Peeve: When people with read receipts don't text you back
Favorite meal: Mom's Porcupine Meatballs (meatballs with rice inside)
Favorite book: *Lonesome Dove* by Larry McMurtry
Favorite athlete to watch now: Legendary Angler Roland Martin
Three favorite throwback jerseys: Reggie White, Eagles; Reggie White, Packers; one of the Hanson Brothers, Charlestown Chiefs (*Slap Shot*)

"For how big he is, he has very, very good feet. He's quick; he's very strong. He has a lot of raw ability that you like to see in a defensive tackle."
- Eagles Center Jason Kelce

A seventh-round pick of the Eagles from Wisconsin in 2014, Beau Allen contributed as a member of the defensive line rotation in all 32 games of his first two NFL seasons. Allen, who never missed a game in college, finished his Badger career with 94 tackles and eight sacks en route to becoming a two-time All-Big Ten honorable mention selection (2012-13).

BIRDSEED

- Claims his football career was most influenced by his position coach at Wisconsin, Charlie Partridge, now the head coach at Florida Atlantic. "I thought he was a great coach and I had a lot of respect for him and the way he went about his business. I think he taught us the right way"
- In the 2016 offseason, Beau starred in a commercial for Bob's Discount Furniture along with the company's co-founder Bob Kaufman (pictured below). The store now offers a recliner named after the defensive tackle called "The Allen"

2015 HIGHLIGHTS

- Registered a career-high 6 tackles at Was. (10/4) and at NYG (1/3)

2014 HIGHLIGHTS

- Posted 15 tackles during his rookie season while playing 17% of the defensive snaps
- Notched the first sack of his career, helping bring down Ryan Fitzpatrick in a win at Hou. (11/2)

PERSONAL

- Has a Vizsla dog named Penny (short for Penelope Anne Lumpkins, Jr. Allen III)
- Nicknamed "The Polar Bear" at Wisconsin, due to his size and northern heritage
- Son of Matt and Susie Allen. Matt is a senior vice president of sales for Elizabeth Arden and Susie is a registered nurse. Matt also was the varsity spirit squad captain at Wisconsin. His brother, Jack, works in finance in New York City, and his sister, Grace, will be attending University of Wisconsin this fall after winning the state basketball championship as a senior at Minnetonka High School

94 DT | BEAU ALLEN

ALLEN'S CAREER STATISTICS																	
			TACKLES					PASS DEFENSE					FUMBLES			DEF SNAPS	
Year	Team	GP/GS	Total	Solo	Asst	TFL	Sacks	Int	Yards	Lg	TD	KD	FF	FR	Yards	Played	Pct
2014	Philadelphia	16/0	15	8	7	0	0.5	0	0	--	0	0	0	0	0	195	17%
2015	Philadelphia	16/2	31	19	12	1	0.0	0	0	--	0	1	0	0	0	343	28%
Totals		**32/2**	**46**	**27**	**19**	**1**	**0.5**	**0**	**0**	**--**	**0**	**1**	**0**	**0**	**0**	**---**	**---**

PERSONAL - Cont.

- Grandfather, Fred T. Westphal, was an All-American swimmer at Wisconsin (1956-59). Uncle, John Westphal, played football for the Badgers (1980-81)
- An all-state selection by the *Associated Press* as a senior at Minnetonka HS with a team-best 89 tackles, seven sacks, three forced fumbles, two blocked field goals and one blocked punt
- Also played hockey, lacrosse and participated in track and field in high school. Was a member of the 2009 Minnesota state champion lacrosse team
- Began playing football in 7th grade as a two-way lineman and tight end for the Minnetonka Skippers
- Was a four-time Outstanding Academic Achievement Award honoree for football
- Grew up a fan of the Green Bay Packers, Brett Favre, Mike Modano, Tiger Woods and Mike Alstott
- Hobbies include fishing, water sports, reading and playing video games
- His first job was at a pizza and pasta restaurant in Minnesota named Detello's. "It was a place right by my house. It's a mom-and-pop shop that we went to all the time growing up, so I worked there. Every time I go home, I go back there"
- Majored in management in college
- Twitter: **@Beau_Allen**; Instagram: **beau_allen**

NOSE FOR THE BALL AND A GUITAR

Allen played bass guitar from 7th through 9th grade for a band called THE UNZiPPED. Recalled Allen, "We were the undisputed winners of our 8th grade talent show at Minnetonka Middle School. We played classic rock like Led Zeppelin and Van Halen."

TRADITION ... ALL SEVEN LAYERS OF IT

Allen is really proud of his family tradition of having a seven-layer jello at every holiday meal. "I can't even describe how big a deal this is in our family. My mother makes it and we don't even wait for dessert to eat it. It's an appetizer."

2015 GAME-BY-GAME STATISTICS													
Date	Opp	W/L	GP/GS	S	A	TT	Sac	Hur	KD	FF	FR	Snaps	Pct
Sep 14	at Atl	L	1/0	2	0	2	0.0	0	0	0	0	12	16%
Sep 20	Dal	L	1/0	0	2	2	0.0	0	0	0	0	19	22%
Sep 27	at NYJ	W	1/0	0	1	1	0.0	0	0	0	0	28	35%
Oct 4	at Was	L	1/0	3	3	6	0.0	0	1	0	0	54	64%
Oct 11	NO	W	1/0	1	0	1	0.0	0	0	0	0	21	30%
Oct 19	NYG	W	1/0	1	0	1	0.0	0	0	0	0	11	16%
Oct 25	at Car	L	1/0	0	0	0	0.0	0	0	0	0	15	25%
Nov 8	at Dal	W	1/0	1	1	2	0.0	0	0	0	0	9	12%
Nov 15	Mia	L	1/0	0	0	0	0.0	0	0	0	0	8	12%
Nov 22	TB	L	1/0	0	0	0	0.0	0	0	0	0	16	21%
Nov 26	at Det	L	1/0	1	1	2	0.0	0	0	0	0	21	29%
Dec 6	at NE	W	1/0	1	0	1	0.0	2	0	0	0	15	17%
Dec 13	Buf	W	1/0	1	0	1	0.0	0	0	0	0	18	24%
Dec 20	Ari	L	1/0	1	1	2	0.0	0	0	0	0	19	25%
Dec 26	Was	L	1/1	3	1	4	0.0	0	0	0	0	38	51%
Jan 3	at NYG	W	1/1	4	2	6	0.0	0	0	0	0	39	46%
Totals			**16/2**	**19**	**12**	**31**	**0.0**	**2**	**1**	**0**	**0**	**343**	**28%**

2014 GAME-BY-GAME STATISTICS													
Date	Opp	W/L	GP/GS	S	A	TT	Sac	Hur	KD	FF	FR	Snaps	Pct
Sep 7	Jax	W	1/0	1	0	1	0.0	0	0	0	0	19	26%
Sep 15	at Ind	W	1/0	0	0	0	0.0	0	0	0	0	10	14%
Sep 21	Was	W	1/0	2	0	2	0.0	0	0	0	0	13	24%
Sep 28	at SF	L	1/0	2	0	2	0.0	0	0	0	0	13	16%
Oct 5	StL	W	1/0	0	0	0	0.0	1	0	0	0	14	19%
Oct 12	NYG	W	1/0	0	1	1	0.0	0	0	0	0	19	30%
Oct 26	at Ari	L	1/0	0	0	0	0.0	0	0	0	0	9	13%
Nov 2	at Hou	W	1/0	0	1	1	0.5	0	0	0	0	8	13%
Nov 10	Car	W	1/0	1	1	2	0.0	0	0	0	0	20	24%
Nov 16	at GB	L	1/0	2	1	3	0.0	0	0	0	0	16	24%
Nov 23	Ten	W	1/0	0	0	0	0.0	0	0	0	0	20	29%
Nov 27	at Dal	W	1/0	0	1	1	0.0	0	0	0	0	7	11%
Dec 7	Sea	L	1/0	0	1	1	0.0	0	0	0	0	13	15%
Dec 14	Dal	L	1/0	0	0	0	0.0	0	0	0	0	5	6%
Dec 20	at Was	L	1/0	0	1	1	0.0	0	0	0	0	2	4%
Dec 28	at NYG	W	1/0	0	0	0	0.0	0	0	0	0	7	9%
Totals			**16/0**	**8**	**7**	**15**	**0.5**	**1**	**0**	**0**	**0**	**195**	**17%**

CAREER HIGHS		
Tackles	6	(2x - 1/3/16 at NYG)
Sacks	0.5	(11/2/14 at Hou.)

94 DT | BEAU ALLEN

COLLEGE HIGHLIGHTS

- Set a school record with 54 games played, having never missed a contest in his college career. A three-time Academic All-Big Ten selection (2011-13) and consensus All-Big Ten honorable mention choice (2012-13)
- A four-year letterwinner, rounded out his Wisconsin career with 94 tackles (15 TFLs), eight sacks, two blocked kicks and a fumble recovery for a TD after a blocked punt as a senior
- Started all 13 games as a senior in 2013, registering 20 tackles (two TFLs), 1.5 sacks and a FR
- As a junior in 2012, ranked second on the team with 7.5 TFLs, while also tallying 37 tackles, 2.5 sacks and a forced fumble in all 14 starts
- Finished second on the team with four sacks as a sophomore in 2011, in addition to 22 tackles (5.5 TFLs) in 14 games played
- Saw action in all 13 games as a freshman in 2010, collecting 15 tackles

TRANSACTIONS

2014	Drafted by PHI in 7th round ... signed 4-year contract

68 G | JOSH ANDREWS

VITALS

Height: 6-2
Weight: 311
Date Of Birth: June 21, 1991
Hometown: Ontario, CA
HS: Colony (Fontana, CA)
College: Oregon State
NFL Experience: 2nd Year
Acquired: RFA (2014)

THREE-STEP DROP

In any other sport, what position would you play and what team: 1st baseman for the San Francisco Giants
Three favorite throwback jerseys: Shaquille O'Neal, Magic; Michael Jordan, Bulls; Nick Van Exel, Lakers
First job: Host at Denny's
Biggest Pet Peeve: Dirty dishes
Favorite movies: Life, Ironman 1-3, Friday
Talent he'd most like to have: Play the piano
Favorite TV shows: Breaking Bad, Law & Order
Favorite Halloween costume as a kid: Jason the Red Power Ranger

A three-year starter at Oregon State, Josh Andrews spent his rookie season on the practice squad after being signed as a rookie free agent in 2014. Andrews started 25 consecutive games during his junior and senior campaigns. He earned first-team All-Mt. Baldy League accolades three times at Colony High School.

BIRDSEED

- Would be a parole officer if he were not playing football. Said Andrews, "My friend's father is a cop and my major in college [sociology] really enlightened me on all the different aspects of life. There are so many people that need direction and I would like to be that person to set them on the right path."

PERSONAL

- Enjoys playing video games in his spare time, specifically *Madden*, *NBA 2K*, *NCAA Football* and *Call of Duty*
- Favorite sports moment was winning the Hawai'i Bowl as a senior at Oregon State
- A big fan of RB Ricky Williams growing up, followed the Miami Dolphins and the San Francisco 49ers
- Lists former Oregon State teammate Stephen Paea as the best player he has ever lined up against
- A three-time first-team All-Mt. Baldy League selection at Colony High School, Andrews helped lead the school to a CIF-Central Division title as a senior, playing on both the offensive and defensive lines
- Also played basketball in high school
- Participated in the "Beavers Without Borders" trip to Ethiopia in the summer of 2012, where he helped build two houses for underprivileged families
- Son of Nate and Tanya Smith and has two siblings, Darrell and Devin
- His mother, Tanya, a respiratory therapist, has been the biggest influence on his life. "She was a single parent and had to do a lot of sacrificing for my brothers and I. She had to be both the mother and father in our household. I'm thankful for everything she has done for us."
- Twitter handle: **@juiceman621**
- His cousin, Daniel Drayton, played safety for Oregon State from 2004-07
- Graduated with a degree in sociology

COLLEGE HIGHLIGHTS

- Started 32 career games, including 30 in a row, for the Beavers
- As a senior in 2013, started all 13 games at left guard and was one of only two Oregon State o-linemen to start every game
- Started all 12 games at left guard as a junior in 2012

ANDREWS' CAREER SERVICE

Regular Season		
Year	**Team**	**GP/GS**
2015	Philadelphia	13/0
Totals		**13/0**

68 G | JOSH ANDREWS

COLLEGE HIGHLIGHTS - Cont.

- Moved from center to left guard during spring practice prior to his sophomore season and started six contests at the position while battling a knee injury
- As a redshirt freshman in 2010, served as a backup center and special teams contributor in the final six games
- Redshirted in 2009

TRANSACTIONS

2014	Signed by PHI as a rookie free agent
8/30/14	Waived by PHI
8/31/14	Signed by PHI to the practice squad
12/30/14	Re-signed by PHI

76 G/T | ALLEN BARBRE

VITALS

Height: 6-4
Weight: 310
Date Of Birth: June 22, 1984
Hometown: Granby, MO
HS: East Newton (Granby, MO)
College: Missouri Southern State
NFL Experience: 9th Year
Acquired: FA 2013
Draft Pick: D4-07 (119th overall) by Green Bay

MISSOURI SOUTHERN IN THE NFL

Player (1st Year)	Last Team
Brandon Williams, 2013	Ravens
Allen Barbre, 2007	Eagles
Richard Jordan, 1997	Lions
James Thrash, 1997	Redskins
Rod Smith, 1994	Broncos
Mike Loyd, 1979	StL Cardinals
Terry Joyce, 1976	StL Cardinals

COLLEGE ACCOLADES

2006: AFCA 1st-team All-American
AP 1st-team All-American
Football Gazette 1st-team All-American
1st-team All-Conference
1st-team All-District/All-Region
2005: 1st-team All-Conference

THREE-STEP DROP

Talent he'd most like to have: Ability to fly
If he could play another sport what team/position: Professional hunter
Player he models his game after: "I really look up to and appreciate the opportunity to play with Jason Peters."
First jersey: Michael Jordan, Chicago Bulls
First job: Hauling hay in the summer at a local farm
Hobbies: Spending time with his family, working on old cars, hunting, shed hunting with his dog Remy and Morel mushroom hunting
Favorite Philly restaurant: Del Friscos
Favorite TV shows: *Gold Rush* and *Street Outlaws*

A versatile offensive lineman with eight years of NFL experience, Allen Barbre (pronounced BAR-ber) joined the Eagles in 2013 and emerged as a starter in his third season in Philadelphia, opening all 16 games at left guard in 2015. A former fourth-round draft pick of the Packers in 2007, Barbre was a four-year starter at Missouri Southern State. Barbre and the Eagles agreed on a three-year contract extension during the 2014 offseason that will keep him in Philadelphia through 2017.

2015 HIGHLIGHTS

- After spending the 2014 season on Injured Reserve following a season-ending ankle injury sustained in Week 1, rebounded in 2015 to earn a starting position on the line and opened all 16 games at LG

BIRDSEED

- Barbre has rarely handled the football during his career, but he fondly remembers the last time he found the end zone. As a junior in 2005 at Missouri Southern, Barbre scored a touchdown on a 4-yard rush in the first quarter of a win vs. Truman State. Although his touchdown was the first of five on the day for the Lions, Barbre's score meant much more than the rest. On the Tuesday prior to the game, Missouri Southern Head Coach John Ware passed away from a heart attack. Ware, who played offensive line for Drake University, had spent 19 years coaching at Truman before taking the head coaching job at Missouri Southern in 2004. "As a tribute to Coach Ware, we lined up in a formation made up only of offensive lineman," recalls Barbre. "I lined up as quarterback, I took the snap from the shotgun and ran it in. It was pretty neat."
- Says the biggest influence on his life and career is his high school coach, Larry Bunn. "Coach Bunn saw something in me and made sure I was headed in the right direction. He got to me at a young age and made sure I was doing the right things."
- Barbre comes from Native American heritage as his great-great-grandfather Eli Barbry was a Chief of the Tunica-Biloxi Indian Tribe of Louisiana. Barbre is very fond of his heritage and is honored to be part of Native American culture. His grandfather currently lives on the Tunica-Biloxi Indian Reservation in Marksville, Louisiana

BARBRE'S CAREER SERVICE

Regular Season			Playoffs		
Year	Team	GP/GS	Year	Team	GP/GS
2007	Green Bay	7/0	2007	Green Bay	2/0
2008	Green Bay	8/0	2013	Philadelphia	1/0
2009	Green Bay	10/7	**Totals**		**3/0**
2010	Seattle	3/0	**Starts by position**: **2009:** 7 at RT; **2014:** 1 at RT ; **2015**: 16 at LG		
	Miami	0/0			
2011	Seattle	4/0	**First NFL game**: 9/23/07 vs. SD		
2013	Philadelphia	15/0	**First NFL start**: 9/13/09 vs. Chi.		
2014	Philadelphia	1/1			
2015	Philadelphia	16/16			
Totals		**64/24**			

BIRDSEED - Cont.

- After one of his wife's good friends survived a cancer scare, Barbre decided he wanted to become involved with Camp Quality in Missouri. Camp Quality is a program focused on caring for the emotional needs of children with cancer and their families
- Became the highest drafted player ever from Missouri Southern State when he was drafted by the Packers in the fourth round of the 2007 NFL Draft (119th overall selection)
- Believes that hauling hay when he was younger has helped him succeed on the football field: "It made me mentally tough and gave me the ability to deal with the heat."

IN THE TRENCHES

- **Best part of being an offensive lineman:** "You get to be dirty and nasty and get away with it."
- **Best and worst part of being 6-4, 310 pounds:** "Best - plain and simple, I get to play football for a living. Worst - trying to find a tree stand that I can fit into when I go hunting."

PERSONAL

- Attended East Newton High School in Granby, MO
- Began playing football in fifth grade for the East Newton Patriots
- Raised by his mother, Debbie, who works at a nursing home. Has one brother, Bobby
- He and his wife, Callie, have two sons, Knox and Beau
- Owns two French bulldogs, Bigs and Bailey
- Is an avid country music fan. His favorite artist: Hank Williams Jr., or "Hank" for short
- Completed his criminal justice degree in Fall 2014

2013 HIGHLIGHTS

- Played the majority of the game at left tackle in a win at GB (11/10) after Jason Peters left with an injury

COLLEGE HIGHLIGHTS

- Named a consensus All-American, All-MIAA and All-Region first-team selection as a senior in 2006
- In 2006, was a team captain and helped lead an offense that amassed 3,461 yards on the season, including 2,527 passing

INJURY HISTORY

- Suffered an ankle injury vs Jax. (9/7/14) and was placed on Injured Reserve (9/9/14)

TRANSACTIONS

2007	Drafted by GB in 4th round...signed 4-year contract
9/6/10	Released by GB
9/23/10	Signed by SEA
11/23/10	Released by SEA
12/28/10	Signed by MIA
9/3/11	Placed on Injured Reserve
9/6/11	Released by MIA
11/24/11	Signed by SEA
8/31/12	Suspended by NFL for 4 games
10/1/12	Released by SEA
1/15/13	Signed by PHI
6/3/14	Signed by PHI to a 3-year contract extension through 2017
9/9/14	Placed on Injured Reserve (ankle)

34 RB | KENJON BARNER

VITALS

Height: 5-9
Weight: 195
Date Of Birth: April 28, 1990
Hometown: Riverside, CA
HS: Notre Dame (Riverside, CA)
College: Oregon
NFL Experience: 3rd Year
Acquired: T-Car (2014)
Draft Pick: D6-13 (182nd overall) by Carolina

OREGON OFFENSIVE RECORDS

SINGLE-GAME RUSHING YARDS

Player	Yards
1. Kenjon Barner (2012)	321
2. LaMichael James (2011)	288
3. Onterrio Smith (2001)	285

CAREER RUSHING YARDS

Player	Yards
1. LaMichael James (2009-11)	5,082
2. Kenjon Barner (2009-12)	3,623
3. Derek Loville (1986-89)	3,296

CAREER ALL-PURPOSE YARDS

Player	Yards
1. LaMichael James (2009-11)	5,869
2. Kenjon Barner (2009-12)	5,848
3. De'Anthony Thomas (2011-13)	5,345

THREE-STEP DROP

If he could play another sport, what team/position: PG, LA Lakers
Three favorite throwback jerseys: Allen Iverson, Sixers; Garrison Hearst, 49ers; Eric Dickerson, SMU
Biggest pet peeve: Liars
Hobbies: Bowling (once bowled 265), wakeboarding, water sports, camping and going to the beach
Favorite teams/athletes growing up: Los Angeles Lakers, San Francisco 49ers, Kobe Bryant
Favorite movies: *Chasing Mavericks, Phantom of the Opera, Something Borrowed*
Favorite meal: Eggs, bacon and syrup
Favorite cereal: Cap'N Crunch's Crunch Berries and Fruity Pebbles
Favorite musicians: Miguel (R&B), Cody Allen & Rascall Flatts (Country), Hoobastank and Nickelback (Alternative)

"Kenjon is just a hard worker. He wants to know the offense inside and out. He wants to know why the receivers are blocking a certain way, he wants to know everything there is to know about the offensive line and their calls...He's a very intelligent player. Football IQ is very high."

- Eagles WR Josh Huff

A sixth-round selection of Carolina in the 2013 NFL Draft, Kenjon Barner (pronounced Ken-Yon) was originally acquired by the Eagles from the Panthers on Aug. 19, 2014, in exchange for a conditional seventh-round draft pick in 2015. Waived-injured following the 2014 training camp, the Eagles signed Barner to their practice squad on Nov. 4, 2014. A collegiate standout at the University of Oregon, Barner appeared in 49 games with 20 starts for the Ducks and finished his collegiate career ranked second in school history with 3,623 rushing yards and tied for second with 41 rushing touchdowns.

BIRDSEED

- As a senior in 2012, Barner only needed to take two electives during the fall semester to finish his degree in criminology and settled on studying yoga and ballet. Barner was interested in the effects that the two activities could have on his on-the-field performance and reaped immediate benefits of the added flexibility and balance from partaking in those classes. "I'm more in tune with the motion of my body, with the movement of it," Barner told *The Oregonian* in 2012. "You can definitely, definitely benefit from it."

2015 HIGHLIGHTS

- Hauled in career highs of five catches for 21 yards in a season-finale victory at NYG (1/3)
- Carried a career-high nine times for 39 yards and added two receptions for seven yards in a win at NE (12/6)

2013 HIGHLIGHTS (W/ CAROLINA)

- Appeared in eight games with the Panthers as a rookie, rushing six times for seven yards while adding two receptions for seven yards

COLLEGE HIGHLIGHTS

- Played in 49 games (20 starts) at Oregon and finished his career ranked second in school history with 3,623 rushing yards and tied for second with 41 rushing touchdowns. Also totaled 54 catches for 591 yards and seven touchdowns
- Averaged 22.5 yards on 61 kickoff returns for 1,371 yards and one touchdown and 10.1 yards on 26 punt returns for 263 yards and one touchdown
- Finished second in school history with 5,848 all-purpose yards and third with 300 points scored
- Recorded 13 career games with 100+ yards rushing with the Ducks
- Served as a team captain in both his junior and senior seasons

34 RB | KENJON BARNER

BARNER'S CAREER STATISTICS																					
			RUSHING					RECEIVING						OFF SNAPS		KICK RETURNS					ST
Year	Team	GP/GS	Att	Yds	Avg	Lg	TD	No	Yds	Avg	Lg	TD	TYS	No	Pct	No	Yds	Avg	Lg	TD	T
2013	Carolina	8/0	6	7	1.2	2	0	2	7	3.5	5	0	14	24	2%	2	17	8.5	17	0	0
2015	Philadelphia	10/0	28	124	4.4	19	0	9	22	2.4	12	0	146	79	7%	1	10	10.0	10	0	0
Totals		**18/0**	**34**	**131**	**3.9**	**19**	**0**	**11**	**29**	**2.6**	**12**	**0**	**160**	**--**	**--**	**3**	**27**	**9.0**	**17**	**0**	**0**
PLAYOFFS																					
2013	Carolina	1/0	0	0	---	--	0	0	0	---	--	0	0	0	0%	1	16	16.0	16	0	0
Totals		**1/0**	**0**	**0**	**---**	**--**	**0**	**0**	**0**	**---**	**--**	**0**	**0**	**--**	**--**	**1**	**16**	**16.0**	**16**	**0**	**0**
ADDITIONAL CAREER STATISTICS																					
Punt Returns: 2015 (1-(-3)-(-3lg))																					
Fumbles/Lost: (2/1) - 2013 (1/0), 2015 (1/1)																					

2015 GAME-BY-GAME STATISTICS																
				RUSHING					RECEIVING						SNAPS	
Date	Opp	W/L	GP/GS	Att	Yds	Avg	Lg	TD	No	Yds	Avg	Lg	TD	TYS	No	Pct
Sep 14	at Atl	L	0/0	INACTIVE												
Sep 20	Dal	L	0/0	DID NOT PLAY												
Sep 27	at NYJ	W	1/0	0	0	---	--	0	0	0	---	--	0	0	0	0%
Oct 4	at Was	L	1/0	0	0	---	--	0	0	0	---	--	0	0	0	0%
Oct 11	NO	W	0/0	INACTIVE												
Oct 19	NYG	W	0/0	DID NOT PLAY												
Oct 25	at Car	L	0/0	DID NOT PLAY												
Nov 8	at Dal	W	1/0	0	0	---	--	0	0	0	---	--	0	0	0	0%
Nov 15	Mia	L	0/0	INACTIVE												
Nov 22	TB	L	1/0	7	37	5.3	8	0	0	0	0.0	0	0	37	12	17%
Nov 26	at Det	L	1/0	7	30	4.3	16	0	1	1	1.0	1	0	31	14	24%
Dec 6	at NE	W	1/0	9	39	4.3	19	0	2	7	3.5	5	0	46	12	20%
Dec 13	Buf	W	1/0	0	0	0.0	0	0	0	0	0.0	0	0	0	5	6%
Dec 20	Ari	L	1/0	0	0	0.0	0	0	0	0	0.0	0	0	0	0	0%
Dec 26	Was	L	1/0	0	0	0.0	0	0	1	-7	-7.0	-7	0	-7	18	22%
Jan 3	at NYG	W	1/0	5	18	3.6	7	0	5	21	4.2	12	0	39	18	27%
Totals			**10/0**	**28**	**124**	**4.4**	**19**	**0**	**9**	**22**	**2.4**	**12**	**0**	**146**	**79**	**7%**

CAREER HIGHS		
Rushes	9	(12/6/15 at NE)
Yards	39	(12/6/15 at NE)
Long	19	(12/6/15 at NE)
Total Touches	11	(12/6/15 at NE)
Scrim. Yards	46	(12/6/15 at NE)

COLLEGE HIGHLIGHTS - Cont.

- As a senior in 2012, garnered first-team All-America honors and was a first-team All-Pac-12 Conference choice after compiling 1,767 rushing yards (the second most in school history) on 278 carries with a school-record-tying 21 rushing touchdowns
- Was named a finalist for the Walter Camp Player of the Year and Doak Walker Award, given to the nation's top running back
- Set a school record with 321 rushing yards against Southern California
- In 2011, finished second on the team with 939 rushing yards and 11 touchdowns
- As a sophomore, gained 551 rushing yards and six touchdowns on 91 carries while also returning 10 punts for 132 yards, including an 80-yard touchdown. Also averaged 18.2 yards on 13 kickoff returns
- Was an All-Pac-10 Conference honorable mention selection as a kick returner during his freshman year after setting a school record with 1,020 yards on 41 returns, including a 100-yard touchdown
- Redshirted as a true freshman in 2008

PERSONAL

- Player he enjoyed watching most growing up: "Barry Sanders was always a guy that I could just sit back and watch all day long."
- Favorite Philadelphia sports moment was when Allen Iverson stepped over Lakers PG Tyronn Lue in Game 1 of the 2001 NBA Finals
- Pre-game ritual consists of taking a bubble bath and listening to country music the night before a game. Prior to each game, he reads The Bible
- Biggest differences between the city of Philadelphia and his hometown of Riverside, CA, are the building structures, the environment and the people
- Over the course of his four-year prep career, he accumulated 10,772 career all-purpose yards, including 8,178 rushing yards, 144 touchdowns and 362 tackles
- As a senior at Notre Dame High School in Riverside, CA, led the state in both rushing and scoring while finishing second in the country in scoring (22.8 ppg) and fourth in rushing (240.3 ypg) after tallying 3,124 yards on the ground and 46 touchdowns

34 RB | KENJON BARNER

PERSONAL - Cont.

- Was one of only three players in school history to ever run for more than 3,000 yards in one season and eclipsed the 300-yard mark on three occasions
- Also posted 67 tackles and returned a league-leading six interceptions for 146 yards
- Earned team MVP honors in football and basketball as the league's scoring leader in both sports while claiming first-team all-CIF accolades in football and second-team honors in hoops. Also played baseball
- Graduated from Oregon with a degree in criminology with the hopes of working for the FBI following his playing career
- Is the son of Gary and Wilhelmenia and has five siblings (four brothers and one sister)
- Has one son, Kingston

TRANSACTIONS

2013	Drafted by CAR in 6th round ... signed 4-year contract
8/19/14	Traded by CAR to PHI in exchange for a conditional 7th-round pick in 2015
8/30/14	Waived/injured by PHI
11/4/14	Signed by PHI to the practice squad
12/30/14	Re-signed by PHI

2013 GAME-BY-GAME STATISTICS W/ PANTHERS

				RUSHING					RECEIVING						SNAPS	
Date	**Opp**	**W/L**	**GP/GS**	**Att**	**Yds**	**Avg**	**Lg**	**TD**	**No**	**Yds**	**Avg**	**Lg**	**TD**	**TYS**	**No**	**Pct**
Sep 8	Sea	L	0/0	INACTIVE (FOOT)												
Sep 15	at Buf	L	0/0	INACTIVE (FOOT)												
Sep 22	NYG	W	0/0	INACTIVE (FOOT)												
Oct 6	at Ari	L	1/0	0	0	0.0	0	0	1	5	5.0	5	0	5	7	10%
Oct 13	at Min	W	0/0	INACTIVE (FOOT)												
Oct 20	StL	W	1/0	0	0	0.0	0	0	0	0	0.0	0	0	0	1	2%
Oct 24	at TB	W	1/0	1	1	1.0	1	0	1	2	2.0	2	0	3	5	8%
Nov 3	Atl	W	0/0	DID NOT PLAY												
Nov 10	at SF	W	1/0	0	0	0.0	0	0	0	0	0.0	0	0	0	1	2%
Nov 18	NE	W	0/0	INACTIVE												
Nov 24	at Mia	W	0/0	INACTIVE												
Dec 1	TB	W	1/0	5	6	1.2	2	0	0	0	0.0	0	0	6	7	11%
Dec 8	at NO	L	0/0	INACTIVE												
Dec 15	NYJ	W	1/0	0	0	0.0	0	0	0	0	0.0	0	0	0	3	5%
Dec 22	NO	W	1/0	0	0	0.0	0	0	0	0	0.0	0	0	0	0	0%
Dec 29	at Atl	W	1/0	0	0	0.0	0	0	0	0	0.0	0	0	0	0	0%
Totals			**8/0**	**6**	**7**	**1.2**	**2**	**0**	**2**	**7**	**3.5**	**5**	**0**	**14**	**24**	**2%**
PLAYOFFS																
Jan 12	SF	L	1/0	0	0	0.0	0	0	0	0	0.0	0	0	0	0	0%
Totals			**1/0**	**0**	**0**	**0.0**	**0**	**0**	**0**	**0**	**0.0**	**0**	**0**	**0**	**0**	**0%**

98 DE | CONNOR BARWIN

VITALS

Height: 6-4
Weight: 264
Date Of Birth: October 15, 1986
Hometown: Detroit, MI
HS: University of Detroit
College: Cincinnati
NFL Experience: 8th Year
Acquired: FA (Hou) 2013
Draft Pick: D2-09 (46th overall) by Houston

DISRUPTED DROPBACKS

Since 2011

J. Watt, Hou.	119.5
J. Houston, KC	79.0
C. Barwin. Phi.	76.0
J. Allen, Car.	70.0
R. Sherman, Sea.	70.0

Disrupted Dropback = Sacks + Passes Defended + INTs + Battled Balls

Source: ESPN Stats and Info

SACK LEADERS SINCE 2014

J.J. Watt, Hou	38.0
Justin Houston, KC	29.5
Von Miller, Den	25.0
Elvis Dumervil, Bal	23.0
Ryan Kerrigan, Was	23.0
Everson Griffen, Min	22.5
Ezekiel Ansah, Det	22.0
Connor Barwin, Phi	21.5
Carlos Dunlap, Cin	21.5

THREE-STEP DROP

If he could play another sport what team/position: Forward on USA Olympic basketball team
Biggest pet peeve: Littering
First jersey owned: Joe Dumars, Detroit Pistons
Talent he'd most like to have: Be fluent in all languages
First job: Paper boy at 8-years-old
Favorite team/athlete growing up: Detroit Lions/Barry Sanders
Best movie seen this past year: Gleason
Funniest Eagle: By far, Troy the custodian at the NovaCare Complex

Pro Bowls: 2015

If you had one word best fit to depict Connor Barwin the football player and Barwin the man, that word would be versatile. On the field, he is best described by his coaches as the "jack of all trades," willing and able to rush the passer, set the edge on run plays or drop into pass coverage. Off the field, Barwin's foundation, Make The World Better (MTWB), exemplifies his upbringing as the son of a city manager and the civic pride he displays since growing up in Detroit, MI. A former tight end and basketball player at the University of Cincinnati, he was a 2nd-round pick of the Texans in 2009 and signed with Philadelphia as a free agent in 2013. He earned his first Pro Bowl bid in 2014 as well as a 2nd-team All-Pro berth.

CAREER HIGHLIGHTS

- Led NFC with career-high 14.5 sacks in 2014 en route to first Pro Bowl berth. Also earned 2nd-team All-Pro honors. His Pro Bowl selection was the first by an Eagles LB since 2005 (Jeremiah Trotter)
- Earned NFC Defensive Player of the Month honors in November 2014 with 6.5 sacks and 24 tackles
- Set Texans single-game record with four sacks at Jax. (11/27/11)
- Named AFC Defensive Player of the Month in November 2011 after recording 6.5 sacks in 3 games

BIRDSEED

- Barwin makes it no secret he fully integrates himself into the city he lives. "You get out of a city what you put into a city," he explained. "It's that simple. Why not take advantage of everything a city has to offer? It just makes sense to me ... My dad was a city manager, so I gained an appreciation for cities from him. He took me around different cities and pointed out all the differences and great places to go. I really got that from him and just try to embrace wherever I am."
- Serves as a spokesman and avid user of Southeastern Pennsylvania Transportation Authority (SEPTA). "I love public transportation and I love using it," said Barwin. "It's good for the city and it's great for the environment" ... When not taking public transportation, Barwin drives a Tesla, an electric-powered car, or rides his bicycle
- After being born completely deaf, Barwin underwent multiple surgeries until he was 12 years old to have his hearing restored
- Enjoys an interactive relationship as a spokesman for NRG Energy, a Fortune 500 power generation and retail electricity business. Barwin: "They are a very transformative company and I really like what they are doing to help our environment" ... In 2014 and 2015, he embarked on a multi-day trip to Haiti to help NRG install solar panels on top of an orphanage to give them reliable power ... on behalf of NRG, spoke about sports and sustainability at the 2016 SXSW conference in Austin, TX

98 DE | CONNOR BARWIN

BARWIN'S CAREER STATISTICS

			TACKLES					PASS DEFENSE					FUMBLES			DEF SNAPS	
Year	Team	GP/GS	Total	Solo	Asst	TFL	Sacks	Int	Yards	Lg	TD	KD	FF	FR	Yards	Played	Pct
2009	Houston	16/0	18	13	5	NA	4.5	0	0	--	0	4	0	1	0	NA	NA
2010	Houston	1/0	0	0	0	NA	0.0	0	0	--	0	0	0	0	0	NA	NA
2011	Houston	16/16	47	34	13	NA	11.5	0	0	--	0	7	1	0	0	NA	NA
2012	Houston	16/16	65	39	26	NA	3.0	0	0	--	0	5	0	1	0	998	94%
2013	Philadelphia	16/16	82	51	31	9.0	5.0	1	-2	-2	0	10	1	1	0	1128	94%
2014	Philadelphia	16/16	83	52	31	17.5	14.5	0	0	--	0	6	2	0	0	1007	97%
2015	Philadelphia	16/16	79	47	32	8.0	7.0	0	0	0	0	8	1	0	0	1054	87%
Totals		**97/80**	**374**	**236**	**138**	**34.5**	**45.5**	**1**	**-2**	**-2**	**0**	**40**	**5**	**3**	**0**	**---**	**---**
PLAYOFFS																	
2011	Houston	2/2	5	5	0	NA	0.0	0	0	0	0	0	0	0	0	NA	NA
2012	Houston	2/2	9	5	4	NA	0.0	0	0	0	0	1	0	0	0	116	100%
2013	Philadelphia	1/1	6	3	3	0.0	0.0	0	0	0	0	1	0	0	0	72	100%
Totals		**5/5**	**20**	**13**	**7**	**0.0**	**0.0**	**0**	**0**	**0**	**0**	**2**	**0**	**0**	**0**	**---**	**---**

CAREER HIGHS

Tackles: 12 (2 times) last 12/7/14 vs. Sea.	**Interceptions:** 1 (11/3/13 at Oak.)
Sacks: 4 (11/27/11 at Jax.)	**Forced Fumbles:** 1 (5 times) last 1/3/16 at NYG

MULTI-SACK GAMES (7)

Sacks	Date	Opp
4.0	11/27/11	at Jacksonville (W)
3.5	11/10/14	vs. Carolina (W)
3.0	10/12/14	vs. N.Y. Giants (W)
2.0	12/6/15	at New England (W)
2.0	11/23/14	vs. Tennessee (W)
2.0	10/5/14	vs. St. Louis (W)
1.5	11/13/11	at Tampa Bay (W)

2015 GAME-BY-GAME STATISTICS

Date	Opp	W/L	GP/GS	S	A	TT	Sac	Hur	Int	Yds	Lg	KD	FF	FR	Snaps	Pct
Sep 14	at Atl	L	1/1	3	2	5	0.0	0	0	0	0	1	0	0	70	91%
Sep 20	Dal	L	1/1	4	2	6	1.0	2	0	0	0	0	0	0	80	94%
Sep 27	at NYJ	W	1/1	4	2	6	1.0	1	0	0	0	0	0	0	66	84%
Oct 4	at Was	L	1/1	1	3	4	0.0	0	0	0	0	0	0	0	75	89%
Oct 11	NO	W	1/1	2	1	3	0.0	2	0	0	0	0	0	0	54	78%
Oct 19	NYG	W	1/1	1	1	2	0.0	1	0	0	0	0	0	0	55	81%
Oct 25	at Car	L	1/1	1	1	2	0.0	1	0	0	0	0	0	0	59	97%
Nov 8	at Dal	W	1/1	4	0	4	1.0	1	0	0	0	0	0	0	73	94%
Nov 15	Mia	L	1/1	4	4	8	0.5	0	0	0	0	1	0	0	64	96%
Nov 22	TB	L	1/1	6	4	10	0.0	2	0	0	0	2	0	0	64	82%
Nov 26	at Det	L	1/1	3	3	6	0.0	0	0	0	0	2	0	0	58	81%
Dec 6	at NE	W	1/1	4	2	6	2.0	4	0	0	0	0	0	0	82	92%
Dec 13	Buf	W	1/1	4	0	4	0.0	1	0	0	0	2	0	0	70	95%
Dec 20	Ari	L	1/1	1	3	4	0.5	1	0	0	0	0	0	0	63	83%
Dec 26	Was	L	1/1	3	4	7	0.0	1	0	0	0	0	0	0	68	91%
Jan 3	at NYG	W	1/1	2	0	2	1.0	0	0	0	0	0	1	0	53	63%
Totals			**16/16**	**47**	**32**	**79**	**7.0**	**17**	**0**	**0**	**0**	**8**	**1**	**0**	**1054**	**87%**

NFL PLAYER OF THE MONTH HONORS

2014 NFC November Defensive POM	6.5 sacks and 24 tackles
2011 AFC November Defensive POM	6.5 sacks and 16 tackles

MTWB PROJECT.ORG

MTWBPROJECT.ORG

Barwin takes it to heart when he talks about his goal of making the world a better place. His foundation, MTWB, has hosted three concerts since 2014 that have raised over $685,000 to revitalize neighborhood parks in the city of Philadelphia -- Ralph Brooks Park in South Philadelphia in 2014, Smith Playground in South Philadelphia in 2015, and Waterloo Playground in Northwest Philadelphia in 2016.

98 DE | CONNOR BARWIN

2015 HIGHLIGHTS

- Sacked and forced a fumble of Eli Manning at NYG (1/3) that was returned 83 yards for a TD by Walter Thurmond
- Posted two sacks of Tom Brady at NE (12/6) for his 7th multi-sack game of his career. Also had 4 other QB pressures
- Notched a sack in each of the two games vs. the Cowboys: Tony Romo vs. Dal (9/20) and Matt Cassell at Dal. (11/8)
- Sacked Ryan Fitzpatrick at NYJ (9/27)

PERSONAL

- Son of Tom Barwin and Margaret Bailey. Has three older brothers: Sean, Joe, and Patrick
- First-team all-state selection as a high school senior and also earned all-league, all-Catholic and all-district honors. Was the recipient of the team's offensive and defensive MVP awards as a senior
- All-league selection in basketball as a junior and an all-Catholic selection as a senior
- In 2014, was inducted into the University of Detroit Jesuit's inaugural Hall of Fame class
- Favorite quote: "Hard work and good times always go together, but hard work always comes first." - Wade Phillips
- Barwin on twitter: **@ConnorBarwin98**
- On Instagram: **ConnorBarwin98**
- Boasts a tattoo of the Detroit skyline on his biceps. Barwin grew up in Detroit and attended University of Detroit Jesuit High School

2014 HIGHLIGHTS

- His Pro Bowl selection was the first by an Eagles LB since 2005 (Jeremiah Trotter) ... also earned 2nd-team All Pro honors
- Led the Eagles, the NFC and ranked 4th in the NFL with a career-high 14.5 sacks -- most ever by an Eagle linebacker
- Earned NFC Defensive Player of the Month honors in November with 6.5 sacks and 24 tackles
- Equaled his career high in tackles with 12 vs. Sea. (12/7), including a sack of Russell Wilson
- Posted his fourth 2+ sack game of the year vs. Ten. (11/23) with 2 sacks of Zach Mettenberger
- Posted 3.5 sacks of Cam Newton vs. Car. (11/10), the 2nd best single-game total ever by an Eagles LB (Garry Cobb, 4 in 1986)
- Posted a sack of Ryan Fitzpatrick at Hou. (11/2) along with 2 pass break ups
- Notched 3 sacks of Eli Manning and forced a fumble vs. NYG (10/12)
- Posted 2 sacks of Austin Davis vs. StL (10/5)
- Had 5 tackles at SF (9/28), incl. 2 split sacks of Colin Kaepernick. Also had 2 QB hurries

2013 HIGHLIGHTS

- According to Pro Football Focus, led all NFL 3-4 OLBs with 7 batted passes
- Finished the year ranked 2nd on team in sacks (5), tackles for a loss (9), and 3rd in pass deflections (10)
- Recorded a career-high 82 tackles
- Batted down a pass from Kyle Orton on a 4th-and-1 play in the 4th quarter at Dal. (12/29)

A BEARCAT FOR ALL SEASONS

Barwin played both football and basketball at Cincinnati and lists playing in the Big East basketball tournament as his favorite sports moment. In all, he played in 39 games for the Bearcats hoops squad. While in college, he was a roommate of Jason Kelce and backed up TE Brent Celek for two seasons (2005-06) before moving to defensive end.

- Posted a sack of QB Matt Cassel at Min. (12/15)
- Recovered a fumble of RB Joique Bell on the Eagles 20-yard line, thwarting a Lions drive vs. Det. (12/8)
- Collared a career-high 12 tackles vs. Was. (11/17) and made a game-changing play as he sacked and forced a fumble of Redskins QB Robert Griffin III as Washington was deep in Eagles territory. The ball was recovered by Fletcher Cox and led to a FG on the Eagles ensuing drive
- Snagged his first career interception as he picked off Raiders QB Terrelle Pryor in the 4th quarter at Oak. (11/3)
- Posted a sack of QB Mike Glennon at TB (10/13)
- Recorded a sack in back-to-back games, bringing down QB Alex Smith vs. KC (9/19) and QB Philip Rivers vs. SD (9/15)

2012 HIGHLIGHTS (WITH HOUSTON)

- Finished his Houston career 4th in Texans history with 19 sacks, including 11.5 in 2011
- Sacked Colts QB Andrew Luck, collared five tackles and notched one pass defensed in a win vs. Ind. (12/16)
- Recorded six tackles, including a sack of Bills QB Ryan Fitzpatrick vs. Buf. (11/4)
- Registered his first sack of the season and his first safety when he brought down Ravens QB Joe Flacco in the end zone in the first quarter vs. Bal. (10/21)
- Made four tackles and recovered a fumble to clinch a victory at Den. (9/23)

2011 HIGHLIGHTS (WITH HOUSTON)

- Started all 16 games for the first time in his career and tied for third in the AFC with a team-best 11.5 sacks
- Became the second Texan to record double-digit sacks in a season in 2011, joining Mario Williams, who achieved the feat in 2007 and 2008
- Garnered AFC Player of the Month honors in November after recording 6.5 sacks over three games in the month
- Named to 2011 *USA Today* All-Joe team after posting a career-high 11.5 sacks during his first year as an outside linebacker
- Sacked Colts QB Dan Orlovsky at Ind. (12/22)
- Had three tackles including a sack of Panthers QB Cam Newton vs. Car. (12/18)

98 DE | CONNOR BARWIN

- Recorded a sack-fumble on Bengals QB Andy Dalton on the second play of the third quarter that led to a touchdown and started a second-half comeback at Cin. (12/11) to clinch AFC South title
- Registered a franchise-best four sacks of Jaguars quarterbacks Blaine Gabbert and Luke McCown at Jac. (11/27)
- Notched three tackles, including 1.5 sacks of Buccaneers QB Josh Freeman at TB (11/13)
- Brought down Browns QB Colt McCoy for a four-yard loss vs. Cle. (11/6)
- Sacked Steelers QB Ben Roethlisberger for a five-yard loss and knocked down a fourth-down pass in addition to his four tackles vs. Pit. (10/2)
- Recorded his first sack of the season, bringing down Dolphins QB Chad Henne for an eight-yard loss while also deflecting a pass at the line of scrimmage at Mia. (9/18)

2009 HIGHLIGHTS (WITH HOUSTON)

- Appeared in all 16 games as a rookie and finished the season with 18 tackles, 4.5 sacks, four passes defensed and a fumble recovery
- Led all rookie defensive ends with 4.5 sacks
- Made three tackles including a sack of Patriots QB Brian Hoyer vs. NE (1/3)
- Notched a crucial sack of Rams QB Keith Null for an 11-yard loss to end the Rams' fourth-quarter drive at StL. (12/20)
- Collared a half-sack of Jaguars QB David Garrard in a loss at Jac. (12/6)
- Recorded his second career sack, bringing down Colts QB Peyton Manning for an eight-yard loss vs. Ind. (11/29)
- Sacked Bengals QB Carson Palmer for a loss of nine yards for his first career sacks at Cin. (10/18/09)
- Made his NFL debut and recorded his first tackle vs. NYJ (9/13)

COLLEGE HIGHLIGHTS

- In 51 games, started 16 contests (14 at defensive end, one at tight end and one at H-Back)
- Shifted to the defensive line as a senior and produced 66 tackles with 12.0 sacks, 18 tackles for loss and a league-high 20 quarterback pressures
- Earned first-team All-American and All-Big East Conference honors as a senior after collaring 12.0 sacks, which ranked third in the school's single-season annals
- Blocked five career kicks, recovered three fumbles and deflected eight passes during his career
- Finished his career with 53 receptions for 692 yards and six touchdowns and had three career punt returns for 38 yards
- Walked on to the Bearcat basketball team and saw action in 39 games over two seasons with the team

INJURY HISTORY

- Dislocated his ankle in the season opener vs. Ind. (9/12/10) and was placed on Injured Reserve (9/15/10)

TRANSACTIONS

2009	Drafted by HOU in 2nd round ... signed 4-year contract
9/15/10	Placed on Injured Reserve with an ankle injury
3/14/13	Signed by PHI to a 6-year contract

98 DE | CONNOR BARWIN

2009 GAME-BY-GAME STATISTICS W/ TEXANS																
Date	Opp	W/L	GP/GS	S	A	TT	Sac	Hur	Int	Yds	Lg	KD	FF	FR	Snaps	Pct
Sep 13	NYJ	L	1/0	1	0	1	0.0	NA	0	0	0	0	0	0	NA	NA
Sep 20	at Ten	W	1/0	0	0	0	0.0	NA	0	0	0	0	0	0	NA	NA
Sep 27	Jax	L	1/0	0	1	1	0.0	NA	0	0	0	0	0	0	NA	NA
Oct 4	Oak	W	1/0	0	1	1	0.0	NA	0	0	0	1	0	0	NA	NA
Oct 11	at Ari	L	1/0	1	0	1	0.0	NA	0	0	0	1	0	0	NA	NA
Oct 18	at Cin	W	1/0	2	0	2	1.0	NA	0	0	0	0	0	0	NA	NA
Oct 25	SF	W	1/0	1	0	1	0.0	NA	0	0	0	0	0	0	NA	NA
Nov 1	at Buf	W	1/0	0	1	1	0.0	NA	0	0	0	0	0	0	NA	NA
Nov 8	at Ind	L	1/0	1	0	1	0.0	NA	0	0	0	0	0	0	NA	NA
Nov 23	Ten	L	1/0	0	0	0	0.0	NA	0	0	0	0	0	0	NA	NA
Nov 29	Ind	L	1/0	1	1	2	1.0	NA	0	0	0	0	0	0	NA	NA
Dec 6	at Jax	L	1/0	0	1	1	0.5	NA	0	0	0	0	0	0	NA	NA
Dec 13	Sea	W	1/0	2	0	2	0.0	NA	0	0	0	1	0	0	NA	NA
Dec 20	at StL	W	1/0	1	0	1	1.0	NA	0	0	0	1	0	0	NA	NA
Dec 27	at Mia	W	1/0	0	0	0	0.0	NA	0	0	0	0	0	0	NA	NA
Jan 3	NE	W	1/0	3	0	3	1.0	NA	0	0	0	0	0	0	NA	NA
Totals			**16/0**	**13**	**5**	**18**	**4.5**	**NA**	**0**	**0**	**0**	**4**	**0**	**0**	**NA**	**NA**

2010 GAME-BY-GAME STATISTICS W/ TEXANS																
Date	Opp	W/L	GP/GS	S	A	TT	Sac	Hur	Int	Yds	Lg	KD	FF	FR	Snaps	Pct
Sep 12	Ind	W	1/0	0	0	0	0.0	NA	0	0	0	0	0	0	NA	NA
PLACED ON INJURED RESERVE (ANKLE) ON 9/15																
Totals			**1/0**	**0**	**0**	**0**	**0.0**	**NA**	**0**	**0**	**0**	**0**	**0**	**0**	**NA**	**NA**

2011 GAME-BY-GAME STATISTICS W/ TEXANS																
Date	Opp	W/L	GP/GS	S	A	TT	Sac	Hur	Int	Yds	Lg	KD	FF	FR	Snaps	Pct
Sep 11	Ind	W	1/1	1	0	1	0.0	NA	0	0	0	0	0	0	NA	NA
Sep 18	at Mia	W	1/1	2	0	2	1.0	NA	0	0	0	1	0	0	NA	NA
Sep 25	at NO	L	1/1	2	0	2	0.0	NA	0	0	0	0	0	0	NA	NA
Oct 2	Pit	W	1/1	3	1	4	1.0	NA	0	0	0	1	0	0	NA	NA
Oct 9	Oak	L	1/1	1	2	3	0.0	NA	0	0	0	0	0	0	NA	NA
Oct 16	at Bal	L	1/1	2	0	2	0.0	NA	0	0	0	0	0	0	NA	NA
Oct 23	at Ten	W	1/1	1	1	2	0.0	NA	0	0	0	1	0	0	NA	NA
Oct 30	Jax	W	1/1	2	0	2	0.0	NA	0	0	0	2	0	0	NA	NA
Nov 6	Cle	W	1/1	3	0	3	1.0	NA	0	0	0	0	0	0	NA	NA
Nov 13	at TB	W	1/1	1	2	3	1.5	NA	0	0	0	0	0	0	NA	NA
Nov 27	at Jax	W	1/1	7	3	10	4.0	NA	0	0	0	0	0	0	NA	NA
Dec 4	Atl	W	1/1	1	0	1	0.0	NA	0	0	0	2	0	0	NA	NA
Dec 11	at Cin	W	1/1	4	1	5	1.0	NA	0	0	0	0	1	0	NA	NA
Dec 18	Car	L	1/1	2	1	3	1.0	NA	0	0	0	0	0	0	NA	NA
Dec 22	at Ind	L	1/1	2	1	3	1.0	NA	0	0	0	0	0	0	NA	NA
Jan 1	Ten	L	1/1	0	1	1	0.0	NA	0	0	0	0	0	0	NA	NA
Totals			**16/16**	**34**	**13**	**47**	**11.5**	**NA**	**0**	**0**	**0**	**7**	**1**	**0**	**NA**	**NA**
PLAYOFFS																
Jan 7	Cin	W	1/1	3	0	3	0.0	NA	0	0	0	0	0	0	NA	NA
Jan 15	at Bal	L	1/1	2	0	2	0.0	NA	0	0	0	0	0	0	NA	NA
Totals			**2/2**	**5**	**0**	**5**	**0.0**	**NA**	**0**	**0**	**0**	**0**	**0**	**0**	**NA**	**NA**

98 DE | CONNOR BARWIN

2012 GAME-BY-GAME STATISTICS W/ TEXANS																
Date	Opp	W/L	GP/GS	S	A	TT	Sac	Hur	Int	Yds	Lg	KD	FF	FR	Snaps	Pct
Sep 9	Mia	W	1/1	3	1	4	0.0	NA	0	0	0	0	0	0	61	98%
Sep 16	at Jax	W	1/1	1	3	4	0.0	NA	0	0	0	0	0	0	41	95%
Sep 23	at Den	W	1/1	2	2	4	0.0	NA	0	0	0	0	0	1	75	93%
Sep 30	Ten	W	1/1	0	1	1	0.0	NA	0	0	0	0	0	0	47	76%
Oct 8	at NYJ	W	1/1	3	2	5	0.0	NA	0	0	0	1	0	0	57	100%
Oct 14	GB	L	1/1	2	3	5	0.0	NA	0	0	0	1	0	0	65	89%
Oct 21	Bal	W	1/1	4	0	4	1.0	NA	0	0	0	1	0	0	55	90%
Nov 4	Buf	W	1/1	3	3	6	1.0	NA	0	0	0	0	0	0	55	96%
Nov 11	at Chi	W	1/1	6	0	6	0.0	NA	0	0	0	0	0	0	59	100%
Nov 18	Jac	W	1/1	2	0	2	0.0	NA	0	0	0	1	0	0	66	100%
Nov 22	at Det	W	1/1	2	3	5	0.0	NA	0	0	0	0	0	0	89	100%
Dec 2	at Ten	W	1/1	2	2	4	0.0	NA	0	0	0	0	0	0	74	99%
Dec 10	at NE	L	1/1	2	1	3	0.0	NA	0	0	0	0	0	0	58	76%
Dec 16	Ind	W	1/1	3	2	5	1.0	NA	0	0	0	1	0	0	61	100%
Dec 23	Min	L	1/1	2	1	3	0.0	NA	0	0	0	0	0	0	67	91%
Dec 30	at Ind	L	1/1	2	2	4	0.0	NA	0	0	0	0	0	0	68	100%
Totals			**16/16**	**39**	**26**	**65**	**3.0**	**NA**	**0**	**0**	**0**	**5**	**0**	**1**	**998**	**94%**
PLAYOFFS																
Jan 5	Cin	W	1/1	2	0	2	0.0	NA	0	0	0	1	0	0	49	100%
Jan 13	at NE	L	1/1	3	4	7	0.0	NA	0	0	0	0	0	0	67	100%
Totals			**2/2**	**5**	**4**	**9**	**0.0**	**NA**	**0**	**0**	**0**	**1**	**0**	**0**	**116**	**100%**

2013 GAME-BY-GAME STATISTICS																
Date	Opp	W/L	GP/GS	S	A	TT	Sac	Hur	Int	Yds	Lg	KD	FF	FR	Snaps	Pct
Sep 9	at Was	W	1/1	3	1	4	0.0	1	0	0	0	1	0	0	72	96%
Sep 15	SD	L	1/1	6	3	9	1.0	0	0	0	0	0	0	0	79	95%
Sep 19	KC	L	1/1	4	1	5	1.0	1	0	0	0	1	0	0	76	92%
Sep 29	at Den	L	1/1	5	0	5	0.0	0	0	0	0	0	0	0	60	82%
Oct 6	at NYG	W	1/1	2	2	4	0.0	2	0	0	0	1	0	0	66	90%
Oct 13	at TB	W	1/1	5	1	6	1.0	1	0	0	0	0	0	0	69	96%
Oct 20	Dal	L	1/1	3	3	6	0.0	1	0	0	0	0	0	0	77	100%
Oct 27	NYG	L	1/1	0	3	3	0.0	1	0	0	0	3	0	0	74	100%
Nov 3	at Oak	W	1/1	0	2	2	0.0	1	1	-2	-2	1	0	0	79	83%
Nov 10	at GB	W	1/1	4	2	6	0.0	0	0	0	0	1	0	0	79	100%
Nov 17	Was	W	1/1	5	7	12	1.0	0	0	0	0	1	1	0	78	95%
Dec 1	Ari	W	1/1	2	3	5	0.0	0	0	0	0	0	0	0	71	100%
Dec 8	Det	W	1/1	5	1	6	0.0	0	0	0	0	0	0	1	56	97%
Dec 15	at Min	L	1/1	3	2	5	1.0	0	0	0	0	0	0	0	75	100%
Dec 22	Chi	W	1/1	2	0	2	0.0	0	0	0	0	0	0	0	51	78%
Dec 29	at Dal	W	1/1	2	0	2	0.0	0	0	0	0	1	0	0	66	100%
Totals			**16/16**	**51**	**31**	**82**	**5.0**	**8**	**1**	**-2**	**-2**	**10**	**1**	**1**	**1128**	**94%**
PLAYOFFS																
Jan 4	NO	L	1/1	3	3	6	0.0	NA	0	0	0	1	0	0	72	100%
Totals			**1/1**	**3**	**3**	**6**	**0.0**	**NA**	**0**	**0**	**0**	**1**	**0**	**0**	**72**	**100%**

98 DE | CONNOR BARWIN

2014 GAME-BY-GAME STATISTICS																
Date	**Opp**	**W/L**	**GP/GS**	**S**	**A**	**TT**	**Sac**	**Hur**	**Int**	**Yds**	**Lg**	**KD**	**FF**	**FR**	**Snaps**	**Pct**
Sep 7	Jax	W	1/1	2	0	2	0.0	2	0	0	0	2	0	0	65	89%
Sep 15	at Ind	W	1/1	1	4	5	0.0	2	0	0	0	0	0	0	62	86%
Sep 21	Was	W	1/1	1	2	3	0.0	1	0	0	0	0	0	0	67	86%
Sep 28	at SF	L	1/1	4	1	5	1.0	2	0	0	0	0	0	0	72	87%
Oct 5	StL	W	1/1	3	2	5	2.0	1	0	0	0	1	0	0	65	88%
Oct 12	NYG	W	1/1	5	1	6	3.0	2	0	0	0	0	1	0	50	78%
Oct 26	at Ari	L	1/1	1	2	3	0.0	2	0	0	0	0	0	0	62	89%
Nov 2	at Hou	W	1/1	2	1	3	1.0	2	0	0	0	2	0	0	54	90%
Nov 10	Car	W	1/1	5	6	11	3.5	1	0	0	0	0	0	0	64	78%
Nov 16	at GB	L	1/1	2	0	2	0.0	0	0	0	0	0	0	0	56	82%
Nov 23	Ten	W	1/1	4	0	4	2.0	1	0	0	0	1	1	0	59	87%
Nov 27	at Dal	W	1/1	4	0	4	0.0	2	0	0	0	0	0	0	53	87%
Dec 7	Sea	L	1/1	7	5	12	1.0	0	0	0	0	0	0	0	77	90%
Dec 14	Dal	L	1/1	7	3	10	1.0	1	0	0	0	0	0	0	74	90%
Dec 20	at Was	L	1/1	3	2	5	0.0	0	0	0	0	0	0	0	57	100%
Dec 28	at NYG	W	1/1	1	2	3	0.0	2	0	0	0	0	0	0	70	88%
Totals			**16/16**	**52**	**31**	**83**	**14.5**	**21**	**0**	**0**	**0**	**6**	**2**	**0**	**1007**	**87%**

53 LB | NIGEL BRADHAM

VITALS

Height: 6-2
Weight: 241
Date Of Birth: September 4, 1989
Hometown: Crawfordville, FL
HS: Wakulla (Crawfordville, FL)
College: Florida State
NFL Experience: 5th Year
Acquired: FA (Buf) 2016
Draft Pick: D4a-12 (105th overall) by Buffalo

BRADHAM'S CAREER YEAR (2014 BILLS)

Total Tackles	102
Solo Tackles	65
Tackles for Loss	6.0
Sacks	2.5
Interceptions	1
Forced Fumbles	2

THREE-STEP DROP

First job growing up: Stocked frozen foods in the dairy department at Winn-Dixie. "I quit after three days. It was too cold, man!"
NFL players he looked up to growing up: Derrick Brooks and Ray Lewis
Why he chose to attend Florida State: Despite having offers from virtually every Division I program, FSU was Bradham's "dream school." Bradham grew up watching Seminoles football.
"Welcome to the NFL" moment: Having to hit former NFL fullback Vonta Leach his rookie year. "I was sore after that one."
Unique offseason training methods: Boxing and yoga
Three favorite throwback jerseys: Deion Sanders, Atlanta Falcons; Derrick Brooks, Tampa Bay Buccaneers; Dick Butkus, Chicago Bears
If he could play another sport, what position/team: Either first or third base for the Miami Marlins

"He's a physical kid and he's got good size. With the spread formations now, a lot of the linebackers are smaller than we would like. But he's got good size. He's got good straight-line speed and is a great special teams player. I think he covers better than any starter I've ever seen on special teams."

- Former Bills and Current 49ers Scout Darrell Moody

Nigel Bradham signed a two-year contract with the Eagles in the 2016 offseason and comes to Philadelphia after spending the first four years of his NFL career with the Buffalo Bills. Originally a fourth-round selection of the Bills in the 2012 NFL Draft, Bradham (pronounced BRAD-em) has played in 57 career games (38 starts) and has compiled 244 tackles (155 solo) and 3.5 sacks. A four-year letterman at Florida State, Bradham was the Seminoles' leading tackler in three consecutive seasons (2009-11) and earned All-ACC honorable mention honors as a senior team captain in 2011.

BIRDSEED

- Entered the NFL with Eagles teammate CB Ron Brooks in 2012, when the pair of defenders were drafted by the Buffalo Bills in the fourth round. In the 2016 offseason, Bradham and Brooks signed contracts with the Eagles one day apart

2015 HIGHLIGHTS (WITH BUFFALO)

- Started all 11 games that he played and totaled 57 tackles (42 solo), including four TFLs, one sack and four passes defensed
- His 57 tackles marked the fourth-highest total on the team before he sustained an ankle injury vs. KC (11/29) and missed the remainder of the season
- Tied a season high with eight tackles (seven solo), including two for a loss, and a pass defensed against NYG (10/4)
- Notched a team-high eight tackles (seven solo), one sack and two QB hits in a season-opening victory vs. Ind. (9/13)

2014 HIGHLIGHTS (WITH BUFFALO)

- Had a career year while playing under current Eagles defensive coordinator Jim Schwartz. Started all 14 games in which he played and set career highs in tackles (102), tackles for loss (six), sacks (2.5), QB hits (six), passes defensed (seven) and forced fumbles (two). Also recorded the first interception of his career
- Notched 12 tackles (nine solo), the second-highest single-game total of his career, and added a sack and pass defensed vs. Cle. (11/30). Sacked Browns QB Brian Hoyer on third-and-4 in the second quarter

53 LB | NIGEL BRADHAM

BRADHAM'S CAREER STATISTICS

			TACKLES					PASS DEFENSE					FUMBLES			DEF SNAPS		ST
Year	Team	GP/GS	Total	Solo	Asst	TFL	Sacks	Int	Yards	Lg	TD	KD	FF	FR	Yards	Played	Pct	T
2012	Buffalo	16/11	47	27	20	2.0	0.0	0	--	--	0	0	0	1	0	395	36%	10
2013	Buffalo	16/2	38	21	17	1.0	0.0	0	--	--	0	0	0	0	0	285	25%	13
2014	Buffalo	14/14	102	65	37	6.0	2.5	1	0	0	0	0	2	0	0	805	74%	1
2015	Buffalo	11/11	57	42	15	4.0	1.0	0	--	--	0	0	0	0	0	728	67%	1
Totals		**57/38**	**244**	**155**	**89**	**13.0**	**3.5**	**1**	**0**	**0**	**0**	**0**	**2**	**1**	**0**	**---**	**---**	**25**

2015 GAME-BY-GAME STATISTICS W/ BILLS

Date	Opp	W/L	GP/GS	S	A	TT	Sac	Hur	Int	Yds	Lg	KD	FF	FR	Snaps	Pct
Sep 13	Ind	W	1/1	7	1	8	1.0	NA	0	0	--	0	0	0	75	100%
Sep 20	NE	L	1/1	2	2	4	0.0	NA	0	0	--	0	0	0	86	100%
Sep 27	at Mia	W	1/1	4	0	4	0.0	NA	0	0	--	0	0	0	76	100%
Oct 4	NYG	L	1/1	7	1	8	0.0	NA	0	0	--	1	0	0	71	100%
Oct 11	at Ten	W	1/1	4	2	6	0.0	NA	0	0	--	1	0	0	69	100%
Oct 18	Cin	L	1/1	2	1	3	0.0	NA	0	0	--	1	0	0	55	90%
Oct 25	at Jax	L	1/1	1	0	1	0.0	NA	0	0	--	1	0	0	67	100%
Nov 8	Mia	W	1/1	4	3	7	0.0	NA	0	0	--	0	0	0	69	100%
Nov 12	at NYJ	W	1/1	4	3	7	0.0	NA	0	0	--	0	0	0	56	95%
Nov 23	at NE	L	1/1	3	2	5	0.0	NA	0	0	--	0	0	0	67	100%
Nov 29	at KC	L	1/1	4	0	4	0.0	NA	0	0	--	0	0	0	37	60%
Dec 6	Hou	W	0/0	INACTIVE (ANKLE)												
Dec 13	at Phi	L	0/0	INACTIVE (ANKLE)												
Dec 20	at Was	L	0/0	INACTIVE (ANKLE)												
Dec 27	Dal	W	0/0	INACTIVE (ANKLE)												
Jan 3	at NYJ	W	0/0	INACTIVE (ANKLE)												
Totals			**11/11**	**42**	**15**	**57**	**1.0**	NA	**0**	**0**	**--**	**4**	**0**	**0**	**728**	**67%**

CAREER HIGHS

Tackles	13	9/21/14 vs. SD
Sacks	1.5	9/28/14 at Hou.



2014 HIGHLIGHTS (WITH BUFFALO) - Cont.

- Tallied 11 total takedowns for the second time in three weeks, contributing 10 solo tackles, a pass defensed and a forced fumble in a win at NYJ (10/26). Helped give the Bills a short field when he stripped Jets QB Michael Vick in the second quarter
- Recorded 11 tackles (seven solo) vs. NE (10/12)
- Posted a career-high 1.5 sacks, the first two QB takedowns of his career, when he dropped Texans QB Ryan Fitzpatrick twice at Hou. (9/28). Also snagged the first interception of his career when he picked off Fitzpatrick on the first play of the second half
- Notched a career-high 13 tackles vs. SD (9/21)

2013 HIGHLIGHTS (WITH BUFFALO)

- Played in all 16 games (two starts) and compiled 38 tackles (21 solo). Ranked second on the team with a career-high 13 special teams tackles
- Made his second start of the year in the season finale at NE (12/29) and recorded a season-high nine tackles
- Earned his first start of the season at TB (12/8) and tied for the team lead with six tackles (four solo)
- Led the Bills with three special teams tackles vs. Atl. (12/1) and added two tackles on defense

2012 HIGHLIGHTS (WITH BUFFALO)

- As a rookie in 2012, appeared in all 16 games and started the final 11 contests of the year. Posted 47 tackles (27 solo), one pass defensed and a fumble recovery, while adding 10 tackles on special teams, marking the second-highest total on the team
- Compiled a season-high 11 tackles (five solo) and recovered the first fumble of his career when he fell on a QB Mark Sanchez fumble in the third quarter of a win vs. NYJ (12/30)
- Made the first start of his career when he opened a contest at Ari. (10/14)

PERSONAL

- Was a consensus five-star prospect and earned *Parade* All-American honors after finishing his career at Wakulla High School (Crawfordville, FL) with over 430 tackles and 20 sacks
- As a senior in 2007, earned first-team 3A All-State honors and was named the *Tallahassee Democrat* All-Big Bend Defensive Player of the Year after compiling 145 tackles, eight sacks and four interceptions. Was also a finalist for the 2008 U.S. Army Player of the Year Award and earned a spot in the U.S. Army All-American Bowl
- Graduated from Florida State in December 2011 with a degree in social science
- Twitter: **@NigelBradham_13**

53 LB | NIGEL BRADHAM

COLLEGE HIGHLIGHTS

- Became a full-time starter for Florida State as a sophomore in 2009 and appeared in 53 games with 39 starts. During his four-year career, compiled 306 tackles (189 solo), including 21.5 for loss and nine sacks
- Led Florida State in tackles in three consecutive seasons (2009-11), becoming the first Seminole to accomplish the feat since Marvin Jones did so from 1990-92
- Was voted a captain as a senior in 2011 and helped the Seminoles defense rank as the No. 4 unit in the nation. Earned All-ACC honorable mention honors and was named the team's MVP after totaling a team-high 86 tackles, two sacks, five passes defensed and two interceptions
- Earned preseason recognition in 2011 as a candidate for the Chuck Bednarik Award, the Bronko Nagurski Trophy and the Butkus Award
- Started all 14 games as a junior in 2010 and led the Seminoles defense for the second straight year with a career-high 98 tackles (54 solo). Also notched career-highs in sacks (five) and passes defensed (five)
- In 2009, received honorable mention Sophomore All-American honors from *College Football News* after starting 12 games and leading the Seminoles defense with 93 tackles (61 solo). Also added two sacks, an interception and two fumble recoveries
- Played in all 13 games as a true freshman in 2008 and was named Florida State's top defensive newcomer after recording 29 tackles

TRANSACTIONS

2012	Drafted by BUF in 4th round ... signed 4-year contract
7/30/14	Suspended by NFL for 1 game
9/8/14	Activated from Reserve/Suspended List
3/10/16	Agreed to terms with PHI on a 2-year contract

2012 GAME-BY-GAME STATISTICS W/ BILLS

Date	Opp	W/L	GP/GS	S	A	TT	Sac	Hur	Int	Yds	Lg	KD	FF	FR	Snaps	Pct
Sep 9	at NYJ	L	1/0	0	0	0	0.0	NA	0	0	--	0	0	0	6	9%
Sep 16	KC	W	1/0	0	1	1	0.0	NA	0	0	--	0	0	0	24	33%
Sep 23	at Cle	W	1/0	0	0	0	0.0	NA	0	0	--	0	0	0	0	0%
Sep 30	NE	L	1/0	0	0	0	0.0	NA	0	0	--	0	0	0	0	0%
Oct 7	at SF	L	1/0	6	0	6	0.0	NA	0	0	--	0	0	0	39	58%
Oct 14	at Ari	W	1/1	2	1	3	0.0	NA	0	0	--	0	0	0	31	42%
Oct 21	Ten	L	1/1	3	1	4	0.0	NA	0	0	--	0	0	0	34	53%
Nov 4	at Hou	L	1/1	4	2	6	0.0	NA	0	0	--	0	0	0	50	78%
Nov 11	at NE	L	1/1	0	0	0	0.0	NA	0	0	--	0	0	0	10	14%
Nov 15	Mia	W	1/1	2	1	3	0.0	NA	0	0	--	0	0	0	24	41%
Nov 25	at Ind	L	1/1	2	3	5	0.0	NA	0	0	--	0	0	0	29	40%
Dec 2	Jax	W	1/1	1	1	2	0.0	NA	0	0	--	0	0	0	21	29%
Dec 9	StL	L	1/1	0	2	2	0.0	NA	0	0	--	0	0	0	26	38%
Dec 16	Sea	L	1/1	2	2	4	0.0	NA	0	0	--	0	0	0	32	55%
Dec 23	at Mia	L	1/1	0	0	0	0.0	NA	0	0	--	1	0	0	24	38%
Dec 30	NYJ	W	1/1	5	6	11	0.0	NA	0	0	--	0	0	1	45	60%
Totals			**16/11**	**27**	**20**	**47**	**0.0**	**NA**	**0**	**0**	**--**	**1**	**0**	**1**	**395**	**36%**

53 LB | NIGEL BRADHAM

2013 GAME-BY-GAME STATISTICS W/ BILLS																
Date	**Opp**	**W/L**	**GP/GS**	**S**	**A**	**TT**	**Sac**	**Hur**	**Int**	**Yds**	**Lg**	**KD**	**FF**	**FR**	**Snaps**	**Pct**
Sep 8	NE	L	1/0	1	0	1	0.0	NA	0	0	--	0	0	0	19	21%
Sep 15	Car	W	1/0	1	0	1	0.0	NA	0	0	--	0	0	0	1	1%
Sep 22	at NYJ	L	1/0	0	0	0	0.0	NA	0	0	--	0	0	0	3	4%
Sep 29	Bal	W	1/0	0	1	1	0.0	NA	0	0	--	0	0	0	7	11%
Oct 3	at Cle	L	1/0	0	0	0	0.0	NA	0	0	--	0	0	0	8	12%
Oct 13	Cin	L	1/0	3	3	6	0.0	NA	0	0	--	0	0	0	39	45%
Oct 20	at Mia	W	1/0	1	0	1	0.0	NA	0	0	--	0	0	0	4	6%
Oct 27	at NO	L	1/0	0	1	1	0.0	NA	0	0	--	0	0	0	20	29%
Nov 3	KC	L	1/0	2	0	2	0.0	NA	0	0	--	0	0	0	15	26%
Nov 10	at Pit	L	1/0	3	1	4	0.0	NA	0	0	--	0	0	0	24	35%
Nov 17	NYJ	W	1/0	0	0	0	0.0	NA	0	0	--	0	0	0	0	0%
Dec 1	Atl	L	1/0	0	2	2	0.0	NA	0	0	--	0	0	0	21	24%
Dec 8	at TB	L	1/1	4	2	6	0.0	NA	0	0	--	0	0	0	47	71%
Dec 15	at Jax	W	1/0	1	0	1	0.0	NA	0	0	--	0	0	0	14	19%
Dec 22	Mia	W	1/0	2	1	3	0.0	NA	0	0	--	0	0	0	10	19%
Dec 29	at NE	L	1/1	3	6	9	0.0	NA	0	0	--	0	0	0	53	71%
Totals			**16/2**	**21**	**17**	**38**	**0.0**	**NA**	**0**	**0**	**--**	**0**	**0**	**0**	**285**	**25%**

2014 GAME-BY-GAME STATISTICS W/ BILLS																
Date	**Opp**	**W/L**	**GP/GS**	**S**	**A**	**TT**	**Sac**	**Hur**	**Int**	**Yds**	**Lg**	**KD**	**FF**	**FR**	**Snaps**	**Pct**
Sep 7	at Chi	W	0/0	SUSPENDED BY NFL												
Sep 14	Mia	W	1/1	2	5	7	0.0	NA	0	0	--	1	0	0	66	84%
Sep 21	SD	L	1/1	4	9	13	0.0	NA	0	0	--	0	0	0	60	91%
Sep 28	at Hou	L	1/1	2	1	3	1.5	NA	1	0	0	1	0	0	27	40%
Oct 5	at Det	W	0/0	INACTIVE (KNEE)												
Oct 12	NE	L	1/1	7	4	11	0.0	NA	0	0	--	0	0	0	57	80%
Oct 19	Min	W	1/1	6	1	7	0.0	NA	0	0	--	0	0	0	55	87%
Oct 26	at NYJ	W	1/1	10	1	11	0.0	NA	0	0	--	1	1	0	79	94%
Nov 9	KC	L	1/1	7	0	7	0.0	NA	0	0	--	0	1	0	55	92%
Nov 13	at Mia	L	1/1	4	0	4	0.0	NA	0	0	--	0	0	0	62	93%
Nov 24	NYJ	W	1/1	5	3	8	0.0	NA	0	0	--	1	0	0	42	72%
Nov 30	Cle	W	1/1	9	3	12	1.0	NA	0	0	--	1	0	0	64	93%
Dec 7	at Den	L	1/1	2	4	6	0.0	NA	0	0	--	0	0	0	52	95%
Dec 14	GB	W	1/1	4	4	8	0.0	NA	0	0	--	2	0	0	63	89%
Dec 21	at Oak	L	1/1	0	1	1	0.0	NA	0	0	--	0	0	0	67	93%
Dec 28	at NE	W	1/1	3	1	4	0.0	NA	0	0	--	0	0	0	56	84%
Totals			**14/14**	**65**	**37**	**102**	**2.5**	**NA**	**1**	**0**	**0**	**7**	**2**	**0**	**805**	**74%**

56 DE | BRYAN BRAMAN

VITALS

Height: 6-5
Weight: 241
Date Of Birth: May 4, 1987
Hometown: Spokane, WA
HS: Shadle Park (Spokane, WA)
College: West Texas A&M
NFL Experience: 6th Year
Acquired: FA (Hou) 2014
Draft Pick: Undrafted

2015 EAGLES SPECIAL TEAMS SNAP LEADERS

1. Bryan Braman..... 428 (86%)
2. Trey Burton 420 (84%)
3. Chris Maragos..... 387 (77%)
4. Najee Goode..... 349 (70%)
5. E.J. Biggers 302 (60%)

THREE-STEP DROP

Hobbies: Spending time with his daughter, Blakely
Talent he'd like to have: Ability to play the guitar and piano
If he could play another sport what team/position: Decathlete, Team USA
If he could be any superhero, he would be: Superman
His most interesting man in the world: Stephen Hawking
Best player he has faced: Jason Peters in practice
Three items needed on deserted island: A knife, a pot and flint
First jersey: Gary Payton, Seattle Supersonics
Funniest Eagle: Jon Dorenbos
Favorite athletes growing up: Brett Favre and Reggie White

"He's a war-daddy, man. When I think special teams, I think Bryan Braman. He's all out on every play."

- Eagles Punter Donnie Jones

After taking an unconventional route to the NFL and ultimately signing with the Houston Texans as a rookie free agent in 2011, Bryan Braman has emerged as a proven force on special teams over the course of his career. Braman originally signed a two-year deal with the Eagles prior to the 2014 season and signed a one-year extension in the 2015 offseason that will keep him in Philadelphia through 2016. Braman has served as a "core four" special teams player with the Eagles, providing leadership on a unit that accounted for 10 touchdowns from 2014-15.

CAREER HIGHLIGHTS

- Has 48 special teams tackles in 82 career games
- Was named a Pro Bowl alternate and to *USA Today's* All-Joe Team in 2012 after leading the Texans with 16 special teams tackles and notching a franchise-best two blocked punts
- Blocked a Pat McAfee punt in the second quarter vs. Ind. (12/16/12) and ran it back 8 yards for his first-career touchdown

2015 HIGHLIGHTS

- Played a team-high 428 snaps on special teams, contributing on 86 percent of special teams plays
- Recovered a muffed punt in the second quarter of a win vs. Buf. (12/13). Following the fumble recovery, QB Sam Bradford connected with WR Nelson Agholor for a 53-yard touchdown to give the Eagles a 14-7 lead. Also tied for the team lead in the contest with two special teams tackles
- Was part of a punt return unit that scored two touchdowns in a 35-28 win at NE (12/6), generating scores off of a blocked punt and a return. Also notched a hit on Patriots QB Tom Brady
- Led the team with three special teams tackles vs. Mia. (11/15)
- Recorded the first full-sack of his career when he dropped Saints QB Drew Brees for an 11-yard loss in a win vs. NO (10/11)

BIRDSEED

- Prior to landing his first NFL job as a rookie free agent with the Houston Texans in 2011, Braman thought his football career was over. "After I got kicked out of Idaho, I was making concrete railroad ties for a year, just back-breaking work. It was tough." Braman went to West Texas A&M in 2009 after a two-year stint at Long Beach City College. He originally went to Idaho, where he was a redshirt freshman in 2006. "The bottom line is I was just immature and got caught up in bad things. It was an eye-opening experience for me and really forced me to grow up. I think going through that ultimately made me a better person. I'm so much more appreciative of everything I have now."

56 DE | BRYAN BRAMAN

BRAMAN'S CAREER STATISTICS																		
			TACKLES					PASS DEFENSE					FUMBLES			DEF SNAPS		ST
Year	Team	GP/GS	Total	Solo	Asst	TFL	Sacks	Int	Yards	Lg	TD	KD	FF	FR	Yards	Played	Pct	T
2011	Houston	16/0	1	0	1	1.0	0.5	0	0	--	0	0	0	1	0	NA	NA	7
2012	Houston	14/0	6	4	2	0.0	0.0	0	0	--	0	0	0	0	0	61	6%	16
2013	Houston	16/0	0	0	0	0.0	0.0	0	0	--	0	0	0	0	0	17	2%	8
2014	Philadelphia	16/0	0	0	0	0.0	0.0	0	0	--	0	0	0	0	0	9	1%	8
2015	Philadelphia	16/0	1	1	0	1.0	1.0	0	0	--	0	0	0	0	0	15	1%	7
Totals		**78/0**	**8**	**5**	**3**	**2.0**	**1.5**	**0**	**0**	**--**	**0**	**0**	**0**	**1**	**0**	**---**	**---**	**46**
PLAYOFFS																		
2011	Houston	2/0	0	0	0	0.0	0.0	0	0	--	0	0	0	0	0	NA	NA	1
2012	Houston	2/0	0	0	0	0.0	0.0	0	0	--	0	0	0	0	0	0	0%	1
Totals		**4/0**	**0**	**0**	**0**	**0.0**	**0.0**	**0**	**0**	**--**	**0**	**0**	**0**	**0**	**0**	**---**	**---**	**2**

ADDITONAL CAREER STATISTICS

Touchdowns: (1) - Blocked a Pat McAfee punt and returned it 8 yards vs. Ind. (12/16/12)

Blocked Punts: (3) - 2014 [at GB - 11/16 (Tim Masthay)]; 2012 [vs. GB - 10/14 (T. Masthay)], [vs. Ind. - 12/16 (Pat McAfee)]

Special Teams Fumble Recoveries: (1) - 2015 vs. Buf. (12/13)

2015 GAME-BY-GAME STATISTICS																
Date	Opp	W/L	GP/GS	S	A	TT	Sac	Hur	Int	Yds	Lg	KD	FF	FR	Snaps	Pct
Sep 14	at Atl	L	1/0	0	0	0	0.0	0	0	0	--	0	0	0	0	0%
Sep 20	Dal	L	1/0	0	0	0	0.0	0	0	0	--	0	0	0	0	0%
Sep 27	at NYJ	W	1/0	0	0	0	0.0	0	0	0	--	0	0	0	0	0%
Oct 4	at Was	L	1/0	0	0	0	0.0	0	0	0	--	0	0	0	0	0%
Oct 11	NO	W	1/0	1	0	1	1.0	0	0	0	--	0	0	0	7	10%
Oct 19	NYG	W	1/0	0	0	0	0.0	0	0	0	--	0	0	0	2	3%
Oct 25	at Car	L	1/0	0	0	0	0.0	0	0	0	--	0	0	0	0	0%
Nov 8	at Dal	W	1/0	0	0	0	0.0	0	0	0	--	0	0	0	0	0%
Nov 15	Mia	L	1/0	0	0	0	0.0	0	0	0	--	0	0	0	0	0%
Nov 22	TB	L	1/0	0	0	0	0.0	0	0	0	--	0	0	0	2	3%
Nov 26	at Det	L	1/0	0	0	0	0.0	0	0	0	--	0	0	0	0	0%
Dec 6	at NE	W	1/0	0	0	0	0.0	0	0	0	--	0	0	0	2	2%
Dec 13	Buf	W	1/0	0	0	0	0.0	0	0	0	--	0	0	0	0	0%
Dec 20	Ari	L	1/0	0	0	0	0.0	0	0	0	--	0	0	0	0	0%
Dec 26	Was	L	1/0	0	0	0	0.0	0	0	0	--	0	0	0	0	0%
Jan 3	at NYG	W	1/0	0	0	0	0.0	0	0	0	--	0	0	0	2	2%
Totals			**16/0**	**1**	**0**	**1**	**1.0**	**0**	**0**	**0**	**--**	**0**	**0**	**0**	**15**	**1%**

CAREER HIGHS		
Tackles	2	2x - 12/10/12 at NE
Sacks	1.0	10/11/15 vs. NO

BIRDSEED - Cont.

- Claims to get his size from his late grandfather, Ivan Cecil Braman, a WWII veteran who was a whopping 7-foot-4 and 360 pounds
- As a senior prank at West Texas A&M, teammates cut off Braman's dreadlocks at his defensive line coach's house. Still having an attachment to them, he currently has them stored in a Ziploc bag in his garage
- While at Long Beach City College from 2007-08, modeled for *Abercrombie & Fitch* and did casting calls in Los Angeles
- Was heavily recruited out of Shadle Park (WA) H.S. as a standout track star. Competed in the 4x100 relay, high jump, long jump and javelin. Has considered training for the javelin following his football career and would love to have the chance to throw in the Olympics for Team USA
- Is interested in pursuing a degree in business management following his playing career

PERSONAL

- Was a standout defensive end and track athlete at Shadle Park (WA) High School. Was a two-star recruit according to *Rivals.com*
- Began playing football in 7th grade for the Shaw Jaguars
- Has a daughter, Blakely
- Son of Tina Braman-Fields and Robert Dire. Has two sisters, Alyssa and Marissa

56 DE | BRYAN BRAMAN

2014 HIGHLIGHTS

- Blocked a Tim Masthay punt in the fourth quarter at GB (11/16). The punt was recovered by S Malcolm Jenkins on the Green Bay 5-yard line

2013 HIGHLIGHTS (WITH TEXANS)

- Saw action in all 16 games, tallying eight special teams tackles

2012 HIGHLIGHTS (WITH TEXANS)

- Was named a Pro Bowl alternate and to *USA Today's* All-Joe Team in 2012 after leading the team with 16 special teams tackles and notching a franchise-best two blocked punts
- Blocked a Pat McAfee punt in the second quarter vs. Ind. (12/16) and ran it back 8 yards for his first-career touchdown
- Logged two special teams tackles and recovered an onside kick in a win vs. Bal. (10/21)
- Blocked a fourth-quarter punt which was scooped up for a touchdown by a Texans teammate vs. GB (10/14)
- Led the team with three special teams tackles vs. Ten. (9/30)

2011 HIGHLIGHTS (WITH TEXANS)

- Competed in all 16 regular season games, finishing with a half sack, a fumble recovery and seven special teams tackles
- Registered a half sack as he helped bring down Titans QB Matt Hasselbeck for a 7-yard loss vs. Ten. (1/1)
- Recovered his first-career fumble and added a special teams tackle at TB (11/13)

COLLEGE HIGHLIGHTS

- In two seasons at West Texas A&M, saw action in 17 games and recorded 57 tackles, nine sacks, an interception, seven QB hurries, six passes defensed and two blocked kicks
- Played in five games as a senior in 2010, totaling 20 tackles, 1.5 sacks, three QB hurries, one pass defensed and a blocked kick
- Started in all 12 games as a junior in 2009, leading the team with 7.5 sacks alongside 37 tackles, one interception, five passes defensed, four QB hurries and a blocked kick
- Earned first-team SCFA All-Southern Conference accolades as a defensive end for Long Beach City College in 2008, totaling a team-best five sacks, 24 tackles and a fumble recovery
- Combined for 7.5 sacks and 59 tackles in 2007 at Long Beach City College
- In 2006, was a redshirt freshman at Idaho
- Majored in sports & exercise sciences

TRANSACTIONS

2011	Signed by HOU as a rookie free agent
3/12/14	Signed by PHI to a 2-year contract
3/15/15	Signed by PHI to a 1-year contract extension

2011 GAME-BY-GAME STATISTICS W/ TEXANS

Date	Opp	W/L	GP/GS	S	A	TT	Sac	Hur	Int	Yds	Lg	KD	FF	FR	Snaps	Pct
Sep 11	Ind	W	1/0	0	0	0	0.0	NA	0	0	--	0	0	0	NA	NA
Sep 18	at Mia	W	1/0	0	0	0	0.0	NA	0	0	--	0	0	0	NA	NA
Sep 25	at NO	L	1/0	0	0	0	0.0	NA	0	0	--	0	0	0	NA	NA
Oct 2	Pit	W	1/0	0	0	0	0.0	NA	0	0	--	0	0	0	NA	NA
Oct 9	Oak	L	1/0	0	0	0	0.0	NA	0	0	--	0	0	0	NA	NA
Oct 16	at Bal	L	1/0	0	0	0	0.0	NA	0	0	--	0	0	0	NA	NA
Oct 23	at Ten	W	1/0	0	0	0	0.0	NA	0	0	--	0	0	0	NA	NA
Oct 30	Jax	W	1/0	0	0	0	0.0	NA	0	0	--	0	0	0	NA	NA
Nov 6	Cle	W	1/0	0	0	0	0.0	NA	0	0	--	0	0	0	NA	NA
Nov 13	at TB	W	1/0	0	0	0	0.0	NA	0	0	--	0	0	1	NA	NA
Nov 27	at Jax	W	1/0	0	0	0	0.0	NA	0	0	--	0	0	0	NA	NA
Dec 4	Atl	W	1/0	0	0	0	0.0	NA	0	0	--	0	0	0	NA	NA
Dec 11	at Cin	W	1/0	0	0	0	0.0	NA	0	0	--	0	0	0	NA	NA
Dec 18	Car	L	1/0	0	0	0	0.0	NA	0	0	--	0	0	0	NA	NA
Dec 22	at Ind	L	1/0	0	0	0	0.0	NA	0	0	--	0	0	0	NA	NA
Jan 1	Ten	L	1/0	0	1	1	0.5	NA	0	0	--	0	0	0	NA	NA
Totals			**16/0**	**0**	**1**	**1**	**0.5**	**NA**	**0**	**0**	**--**	**0**	**0**	**1**	**NA**	**NA**
PLAYOFFS																
Jan 7	Cin	W	1/0	0	0	0	0.0	NA	0	0	0	0	0	0	NA	NA
Jan 15	at Bal	L	1/0	0	0	0	0.0	NA	0	0	0	0	0	0	NA	NA
Totals			**2/0**	**0**	**0**	**0**	**0.0**	**NA**	**0**	**0**	**0**	**0**	**0**	**0**	**NA**	**NA**

56 DE | BRYAN BRAMAN

2012 GAME-BY-GAME STATISTICS W/ TEXANS																
Date	**Opp**	**W/L**	**GP/GS**	**S**	**A**	**TT**	**Sac**	**Hur**	**Int**	**Yds**	**Lg**	**KD**	**FF**	**FR**	**Snaps**	**Pct**
Sep 9	Mia	W	0/0	INACTIVE												
Sep 16	at Jax	W	0/0	INACTIVE												
Sep 23	at Den	W	1/0	0	0	0	0.0	NA	0	0	--	0	0	0	0	0%
Sep 30	Ten	W	1/0	1	0	1	0.0	NA	0	0	--	0	0	0	15	24%
Oct 8	at NYJ	W	1/0	0	0	0	0.0	NA	0	0	--	0	0	0	0	0%
Oct 14	GB	L	1/0	1	1	2	0.0	NA	0	0	--	0	0	0	8	11%
Oct 21	Bal	W	1/0	1	0	1	0.0	NA	0	0	--	0	0	0	4	7%
Nov 4	Buf	W	1/0	0	0	0	0.0	NA	0	0	--	0	0	0	0	0%
Nov 11	at Chi	W	1/0	0	0	0	0.0	NA	0	0	--	0	0	0	0	0%
Nov 18	Jac	W	1/0	0	0	0	0.0	NA	0	0	--	0	0	0	0	0%
Nov 22	at Det	W	1/0	0	0	0	0.0	NA	0	0	--	0	0	0	3	3%
Dec 2	at Ten	W	1/0	0	0	0	0.0	NA	0	0	--	0	0	0	3	4%
Dec 10	at NE	L	1/0	1	1	2	0.0	NA	0	0	--	0	0	0	18	24%
Dec 16	Ind	W	1/0	0	0	0	0.0	NA	0	0	--	0	0	0	0	0%
Dec 23	Min	L	1/0	0	0	0	0.0	NA	0	0	--	0	0	0	7	9%
Dec 30	at Ind	L	1/0	0	0	0	0.0	NA	0	0	--	0	0	0	3	4%
Totals			**14/0**	**4**	**2**	**6**	**0.0**	**NA**	**0**	**0**	**--**	**0**	**0**	**0**	**61**	**6%**
PLAYOFFS																
Jan 5	Cin	W	1/0	0	0	0	0.0	NA	0	0	--	0	0	0	0	0%
Jan 13	at NE	L	1/0	0	0	0	0.0	NA	0	0	--	0	0	0	0	0%
Totals			**2/0**	**0**	**0**	**0**	**0.0**	**NA**	**0**	**0**	**--**	**0**	**0**	**0**	**0**	**0%**

2013 GAME-BY-GAME STATISTICS W/ TEXANS																
Date	**Opp**	**W/L**	**GP/GS**	**S**	**A**	**TT**	**Sac**	**Hur**	**Int**	**Yds**	**Lg**	**KD**	**FF**	**FR**	**Snaps**	**Pct**
Sep 9	at SD	W	1/0	0	0	0	0.0	NA	0	0	--	0	0	0	0	0%
Sep 15	Ten	W	1/0	0	0	0	0.0	NA	0	0	--	0	0	0	1	1%
Sep 22	at Bal	L	1/0	0	0	0	0.0	NA	0	0	--	0	0	0	1	2%
Sep 29	Sea	L	1/0	0	0	0	0.0	NA	0	0	--	0	0	0	2	3%
Oct 6	at SF	L	1/0	0	0	0	0.0	NA	0	0	--	0	0	0	9	17%
Oct 13	StL	L	1/0	0	0	0	0.0	NA	0	0	--	0	0	0	3	7%
Oct 20	at KC	L	1/0	0	0	0	0.0	NA	0	0	--	0	0	0	0	0%
Nov 3	Ind	L	1/0	0	0	0	0.0	NA	0	0	--	0	0	0	0	0%
Nov 10	at Ari	L	1/0	0	0	0	0.0	NA	0	0	--	0	0	0	0	0%
Nov 17	Oak	L	1/0	0	0	0	0.0	NA	0	0	--	0	0	0	0	0%
Nov 24	Jax	L	1/0	0	0	0	0.0	NA	0	0	--	0	0	0	0	0%
Dec 1	NE	L	1/0	0	0	0	0.0	NA	0	0	--	0	0	0	1	1%
Dec 5	at Jax	L	1/0	0	0	0	0.0	NA	0	0	--	0	0	0	0	0%
Dec 15	at Ind	L	1/0	0	0	0	0.0	NA	0	0	--	0	0	0	0	0%
Dec 22	Den	L	1/0	0	0	0	0.0	NA	0	0	--	0	0	0	0	0%
Dec 29	at Ten	L	1/0	0	0	0	0.0	NA	0	0	--	0	0	0	0	0%
Totals			**16/0**	**0**	**0**	**0**	**0.0**	**NA**	**0**	**0**	**--**	**0**	**0**	**0**	**17**	**2%**

56 DE | BRYAN BRAMAN

2014 GAME-BY-GAME STATISTICS																
Date	**Opp**	**W/L**	**GP/GS**	**S**	**A**	**TT**	**Sac**	**Hur**	**Int**	**Yds**	**Lg**	**KD**	**FF**	**FR**	**Snaps**	**Pct**
Sep 7	Jax	W	1/0	0	0	0	0.0	0	0	0	--	0	0	0	0	0%
Sep 15	at Ind	W	1/0	0	0	0	0.0	0	0	0	--	0	0	0	0	0%
Sep 21	Was	W	1/0	0	0	0	0.0	0	0	0	--	0	0	0	0	0%
Sep 28	at SF	L	1/0	0	0	0	0.0	0	0	0	--	0	0	0	0	0%
Oct 5	StL	W	1/0	0	0	0	0.0	0	0	0	--	0	0	0	0	0%
Oct 12	NYG	W	1/0	0	0	0	0.0	0	0	0	--	0	0	0	0	0%
Oct 26	at Ari	L	1/0	0	0	0	0.0	0	0	0	--	0	0	0	0	0%
Nov 2	at Hou	W	1/0	0	0	0	0.0	0	0	0	--	0	0	0	0	0%
Nov 10	Car	W	1/0	0	0	0	0.0	0	0	0	--	0	0	0	4	5%
Nov 16	at GB	L	1/0	0	0	0	0.0	0	0	0	--	0	0	0	0	0%
Nov 23	Ten	W	1/0	0	0	0	0.0	0	0	0	--	0	0	0	5	7%
Nov 27	at Dal	W	1/0	0	0	0	0.0	0	0	0	--	0	0	0	0	0%
Dec 7	Sea	L	1/0	0	0	0	0.0	0	0	0	--	0	0	0	0	0%
Dec 14	Dal	L	1/0	0	0	0	0.0	0	0	0	--	0	0	0	0	0%
Dec 20	at Was	L	1/0	0	0	0	0.0	0	0	0	--	0	0	0	0	0%
Dec 28	at NYG	W	1/0	0	0	0	0.0	0	0	0	--	0	0	0	0	0%
Totals			**16/0**	**0**	**0**	**0**	**0.0**	**0**	**0**	**0**	**--**	**0**	**0**	**0**	**9**	**1%**

79 G | BRANDON BROOKS

VITALS

Height: 6-5
Weight: 335
Date Of Birth: August 19, 1989
Hometown: Milwaukee, WI
HS: Riverside University (Milwaukee, WI)
College: Miami (Ohio)
NFL Experience: 5th Year
Acquired: FA (Hou) 2016
Draft Pick: D3b-12 (76th overall) by Houston

COLLEGE ACCOLADES

2011: 2nd-team All-MAC
East-West Shrine Game
2010: 2nd-team All-MAC
2009: 2nd-team All-MAC
2008: RedHawks Freshman of the Year

THREE-STEP DROP

First jersey: Ray Allen (Milwaukee Bucks)
If he could be any superhero: Deadpool, The Flash or Wolverine
Player he models his game after: Larry Allen
Best players he has faced: Geno Atkins and Ndamukong Suh
First job: Worked on the grounds crew at Miami: Landscaped & poured concrete
Hobbies: Golfing, reading, continuing his education
Biggest pet peeve: When people talk during TV shows
Favorite Halloween costume: The Black Ranger from *Power Rangers*
Favorite three throwback jerseys: Reggie White (Eagles), Satchel Paige and George Gervin
Favorite books: *Zero to One* by Peter Thiel, *Outliers* by Malcolm Gladwell and *The Road to Character* by David Brooks
Favorite Philadelphia restaurant: Ralph's Italian Restaurant

"Big, strong, athletic, road grater-type, nasty mentality and demeanor. He's a guy that can get out on the perimeter and run. He's smart. He has all the things that you look for in a guard... He's a leader and a guy that has a lot of games under his belt."

- Eagles Head Coach Doug Pederson

Originally a third-round draft pick of the Houston Texans in 2012, Brandon Brooks signed a five-year contract with the Eagles as a free agent during the 2016 offseason. Brooks spent the first four years of his career with the Texans and appeared in 53 games with 45 starts -- 44 at RG and 1 at LG -- including playoffs. A four-year letterman at Miami University (Ohio), Brooks played in 45 games and made 41 starts for the RedHawks and was a three-time All-Mid Conference second-team selection.

BIRDSEED

- Brandon took up football at the age of 12 when he played tight end and middle linebacker for the RIverside Tigers. He cites his former neighbor, Jarrod Johnson, as the biggest influence on his football career. Johnson, a former offensive linemen himself, played with the San Diego Chargers, the Pittsburgh Steelers and the Sacramento Surge of the World League. The two still talk to this day
- An avid fan of Wisconsin sports, Brandon's favorite teams growing up were the Green Bay Packers, Milwaukee Brewers and Milwaukee Bucks. His favorite athletes as a kid were Ray Allen, Sam Cassell, Brett Favre, Ahman Green and Glenn Robinson. The first jersey he ever owned was a Ray Allen Bucks jersey. If he could play another professional sport, he would want to be a pitcher for the Brewers

2015 HIGHLIGHTS (WITH HOUSTON)

- Started all 14 games that he played for Houston, opening 13 contests at right guard and making a spot start at left guard in a Week 6 win at Jax. (10/18). Also started at right guard in the Texans' Wild Card game vs. KC (1/9)

BROOKS' CAREER SERVICE

Regular Season			Playoffs		
Year	Team	GP/GS	Year	Team	GP/GS
2012	Houston	6/0	2012	Houston	2/0
2013	Houston	15/15	2015	Houston	1/1
2014	Houston	15/15	**Totals**		**3/1**
2015	Houston	14/14			
Totals		**50/44**			

Starts by position: **2013:** 15 at RG; **2014:** 15 at RG, **2015:** 13 at RG, 1 at LG (1 at RG in playoffs)

First NFL game: 11/22/12 at Det.

First NFL start: 9/9/13 at SD

79 G | BRANDON BROOKS

IN THE TRENCHES

- **If he could play another position:** Wide receiver
- **Best part of being on the offensive line:** "All five guys have to be in sync. It's a true brotherhood and there aren't a lot of egos. There has to be great communication between all five of us"
- **Worst part of being an offensive lineman:** "Finding clothes and shoes that fit"

PERSONAL

- Attended Riverside University High School in Milwaukee, WI, where he played on both offense and defense. Was named a two-time team MVP and served as a captain as a senior, leading the team to an 11-2 record and an appearance in the state playoffs
- In addition to football, earned letters in basketball and baseball for the Tigers. Also threw the shotput
- His last touchdown came on a post-corner route as a junior TE at Riverside University H.S.
- Cites the 2010 MAC Championship Game as his most memorable college contest
- Son of Robert and Dorothy Brooks
- Earned his degree in psychology from Miami University (Ohio)
- Twitter handle: **@bbrooks_79**

2014 HIGHLIGHTS (WITH HOUSTON)

- Started 15 games at right guard and paved the way for the Texans ground game to accumulate 2,161 yards, the second-most rushing yards in a single season in franchise history and the fifth-highest total in the NFL that season
- Was a part of an offensive line that surrendered just 26 sacks, marking the fourth-best total in the NFL
- Helped block for RB Arian Foster, as the back rushed for 1,246 yards and eight touchdowns

2013 HIGHLIGHTS (WITH HOUSTON)

- Became a full-time starter in 2013 and opened 15 contests for the Texans at right guard
- Blocked for a rushing attack that set a single-game franchise record with four rushing touchdowns vs. NE (12/1)
- Made the first start of his pro career in Week 1 at SD (9/9)

2012 HIGHLIGHTS (WITH HOUSTON)

- Appeared in six games as a rookie and played in his first NFL game at Det. (11/22)

COLLEGE HIGHLIGHTS

- Started 41 of the 45 games he played for the Miami University (Ohio) RedHawks and was a three-time All-Mid-American Conference second-team selection
- Registered 287 knockdowns and 47 touchdown-resulting blocks, including 35 touchdown-resulting blocks on the Redhawks' 40 rushing touchdowns during his career
- Made the switch to right guard for his senior season (2011) and started all 12 games, earning an appearance in the East-West Shrine Game
- Missed the beginning of his junior season (2010) with an injury, but returned to start two games at left tackle and four games at left guard, helping the RedHawks go 6-0 in those contests. Despite the injury, earned All-MAC second-team honors for a second-consecutive season
- As a sophomore in 2009, earned second-team All-MAC honors after starting 12 games at left tackle and registering 12 touchdown-resulting blocks
- Was named the RedHawks Freshman of the Year as a redshirt freshman in 2008 after he started all 12 games at left guard and recorded 70 knockdowns
- Redshirted as a freshman in 2007

INJURY HISTORY

- Was inactive in Week 7 at Miami (10/25/15) due to a toe injury and in Week 13 at Buf. (12/6/15) with an illness
- Missed one game in 2014 when he was rendered inactive with an ankle injury for a Thursday night contest vs. Ind. (10/9/14)
- Sustained a toe injury and was inactive in Week 5 at SF (10/6/13)

TRANSACTIONS

2012	Drafted by HOU in 3rd round ... signed 4-year contract
3/9/16	Agreed to terms with PHI on a 5-year contract

33 CB | RON BROOKS

VITALS

Height: 5-10
Weight: 190
Date Of Birth: October 16, 1988
Hometown: Irving, TX
HS: MacArthur (Irving, TX)
College: LSU
NFL Experience: 5th Year
Acquired: FA (Buf) 2016
Draft Pick: D4b-12 (124th overall) by Buffalo

NOTABLE LSU SECONDARY TEAMMATES IN THE NFL

Player	Team
Morris Claiborne	Cowboys
Jalen Collins	Falcons
Tyrann Mathieu	Cardinals
Patrick Peterson	Cardinals
Eric Reid	49ers
Tharold Simon	Seahawks

THREE-STEP DROP

If he could play another sport, what team/position: Outfield, NY Yankees
Three favorite throwback jerseys: Jerry Rice, 49ers; Warren Moon, Oilers; Fred Taylor, Jaguars
Left starstruck: While in attendance for Beyonce's June 2016 concert at Lincoln Financial Field
Biggest pet peeve: Ignorance
Nickname: Hollywood
Pet: A blue nose pitbull named Jaxx
Favorite meal: Tamales
A unique favorite meal: Raw spaghetti
Favorite movies: *Paid In Full, Shottas*
Favorite TV show: *Swamp People*
Favorite music: Hip-hop, R&B and Gospel

"He has great speed and he's violent at the point of attack. He can play inside, can play outside...He's been a gunner and a jammer. He'll be one of your fastest guys down on kickoffs."

- LSU Head Coach Les Miles

A five-year veteran, Ron Brooks signed a three-year contract with the Eagles in the 2016 offseason after spending the first four years of his career with the Buffalo Bills. Originally a fourth-round pick of the Bills in the 2012 NFL Draft, Brooks appeared in 47 games with three starts for Buffalo, racking up 46 tackles and seven passes defensed. Also a key contributor on special teams, Brooks compiled 29 special teams tackles.

BIRDSEED

- During his tenure in Buffalo, served as the Bills' ambassador during Domestic Violence Awareness Month. Brooks has embraced this designation with great pride and plans on getting involved in similar advocacy efforts with the Eagles
- His father, Anthony Brooks, played college football at Texas A&M Commerce and spent the 1993 season on the active roster for the Chicago Bears
- Entered the NFL in 2012 with Eagles teammate LB Nigel Bradham when the pair of defenders were drafted by the Buffalo Bills in the fourth round. In the 2016 offseason, Brooks and Bradham signed contracts with the Eagles one day apart
- Was roommates with Eagles DT Bennie Logan at LSU

2015 HIGHLIGHTS (WITH BUFFALO)

- Played in 13 games, seeing most of his game action on special teams. Tallied five tackles and two pass breakups on defense, while tying for third on the team with seven special teams tackles
- Notched a season-high five tackles and two passes defensed in a 16-6 win vs. Dal. (12/27)

PERSONAL

- Claims that RB Steven Jackson is the best player he has ever lined up against. In fact, his "welcome to the NFL" moment took place late in his rookie season when he had back-to-back matchups with Jackson and RB Marshawn Lynch. "I've never seen guys as big as those two," said Brooks
- In college, worked a side job as an EKG technician at a local hospital
- In his spare time, enjoys being active, spending time with his family and playing Call of Duty on PS4
- Is a devoted family man who has created a tradition of going on annual vacations with his loved ones. They most recently embarked on a getaway to Montego Bay
- Grew up watching the likes of Jerry Rice, Emmitt Smith and Troy Aikman. Is currently a fan of LeBron James and Steph Curry

33 CB | RON BROOKS

2015 GAME-BY-GAME STATISTICS W/ BILLS																
Date	Opp	W/L	GP/GS	S	A	TT	Sac	Hur	Int	Yds	Lg	KD	FF	FR	Snaps	Pct
Sep 13	Ind	W	1/0	0	0	0	0.0	NA	0	--	--	0	0	0	3	4%
Sep 20	NE	L	1/0	0	0	0	0.0	NA	0	--	--	0	0	0	0	0%
Sep 27	at Mia	W	1/0	0	0	0	0.0	NA	0	--	--	0	0	0	0	0%
Oct 4	NYG	L	1/0	0	0	0	0.0	NA	0	--	--	0	0	0	0	0%
Oct 11	at Ten	W	1/0	0	0	0	0.0	NA	0	--	--	0	0	0	0	0%
Oct 18	Cin	L	1/0	0	0	0	0.0	NA	0	--	--	0	0	0	0	0%
Oct 25	at Jax	L	1/0	0	0	0	0.0	NA	0	--	--	0	0	0	0	0%
Nov 8	Mia	W	1/0	0	0	0	0.0	NA	0	--	--	0	0	0	2	3%
Nov 12	at NYJ	W	1/0	0	0	0	0.0	NA	0	--	--	0	0	0	0	0%
Nov 23	at NE	L	1/0	0	0	0	0.0	NA	0	--	--	0	0	0	0	0%
Nov 29	at KC	L	1/0	0	0	0	0.0	NA	0	--	--	0	0	0	1	2%
Dec 6	Hou	W	1/0	0	0	0	0.0	NA	0	--	--	0	0	0	15	20%
Dec 13	at Phi	L	0/0	INACTIVE (CONCUSSION)												
Dec 20	at Was	L	0/0	INACTIVE (CONCUSSION)												
Dec 27	Dal	W	1/0	5	0	5	0.0	NA	0	--	--	2	0	0	31	53%
PLACED ON INJURED RESERVE (NECK) ON 12/29																
Totals			**13/0**	**5**	**0**	**5**	**0.0**	**NA**	**0**	**--**	**--**	**2**	**0**	**0**	**52**	**6%**

BROOKS' CAREER STATISTICS																		
			TACKLES					PASS DEFENSE					FUMBLES			DEF SNAPS		ST
Year	Team	GP/GS	Total	Solo	Asst	TFL	Sacks	Int	Yards	Lg	TD	KD	FF	FR	Yards	Played	Pct	T
2012	Buffalo	9/2	13	12	1	0.0	0.0	0	--	--	0	4	0	0	0	161	27%	7
2013	Buffalo	11/0	4	3	1	0.0	0.0	0	--	--	0	0	0	0	0	42	5%	5
2014	Buffalo	14/1	24	22	2	2.0	0.0	0	--	--	0	1	0	0	0	145	15%	10
2015	Buffalo	13/0	5	5	0	1.0	0.0	0	--	--	0	2	0	0	0	52	6%	7
Totals		**47/3**	**46**	**42**	**4**	**3.0**	**0.0**	**0**	**--**	**--**	**0**	**7**	**0**	**0**	**0**	**---**	**---**	**29**

PERSONAL - Cont.

- A dual-threat quarterback at MacArthur High School (TX), was named the District 7-5A MVP as a senior in 2006 after rushing for 1,264 yards and 19 touchdowns, while adding 882 yards and nine touchdowns through the air
- Was *Scout.com*'s No. 7-ranked wide receiver and earned a spot in the U.S. Army All-American Bowl following his senior season
- Compiled 43 receptions for 778 yards and 13 touchdowns as a junior wide receiver in 2006
- The son of Anthony and Lolette Brooks and the brother of Jazzmyn and Kaelyn. His mother is an insurance claims adjuster for MetLife
- Has a daughter, Rylan Kaelyn
- Majored in general studies at LSU

2014 HIGHLIGHTS (WITH BUFFALO)

- Played in 14 games with one start and compiled a career-high 24 tackles and one pass defensed. Also logged a career-high 10 tackles on special teams, marking the second-highest total on the team
- Started the final contest of the year at NE (12/28) and tied his career high with nine tackles in the Bills' 17-9 victory
- Logged seven tackles, marking the third-highest total of his career, at Oak. (12/21)

2013 HIGHLIGHTS (WITH BUFFALO)

- Appeared in 11 games and recorded four tackles on defense and five tackles on special teams
- Recorded three tackles and a quarterback hit in the season opener vs. NE (9/8), but sustained a foot injury that sidelined him for the following five contests

2012 HIGHLIGHTS (WITH BUFFALO)

- Began the season on Injured Reserve Designated for Return with a foot injury, but returned in early November and went on to play in nine games with two starts. Made 13 tackles and four passes defensed in his rookie campaign
- Made the first start of his NFL career vs. Jax. (12/2) and notched a career-high nine tackles and a career-high three passes defensed in the Bills' 34-18 victory over the Jaguars

COLLEGE HIGHLIGHTS

- Played in all 53 games for the LSU Tigers from 2008-11 and made three starts. Finished his collegiate career with 90 tackles, including 12.5 for a loss, 5.5 sacks and three interceptions, all of which he returned for touchdowns. Also notched 10 pass breakups, five forced fumbles and four fumble recoveries
- As a senior in 2011, recorded 30 tackles, including 6.5 for a loss, and set career highs in sacks (3.5), pass breakups (six), interceptions (two) and fumble recoveries (three)

33 CB | RON BROOKS

COLLEGE HIGHLIGHTS - Cont.

- Was named the SEC Defensive Player of the Week after returning an interception 46 yards for a touchdown and adding four tackles, one sack, a forced fumble and a fumble recovery in a 52-3 win at Ole Miss (11/19/11). The pick-six came on Ole Miss' third play of the game and gave LSU an early 7-0 lead
- Notched an interception return for a touchdown when he picked off a pass vs. Auburn (10/22/11) and returned it 28 yards for a score
- Played in all 13 games as a junior in 2010 and logged a career-high 33 tackles. Also notched two sacks, three pass breakups, a forced fumble and the first interception of his career
- Notched the first interception of his career in LSU's homecoming game vs. Louisiana-Monroe (11/13/10) and brought the pick back 32 yards for the first touchdown of his career. Also added a career-high five tackles and his first career sack
- Appeared in all 13 games as a sophomore in 2009, seeing most of his action as a reserve corner and kickoff returner. Finished the year with nine tackles and logged 13 kickoff returns for 252 yards
- Was a standout on special teams as a redshirt freshman in 2008, notching 18 tackles, two forced fumbles and a fumble recovery on the Tigers coverage units
- Took a redshirt year in 2007

INJURY HISTORY

- Finished the 2015 season on Injured Reserve with a neck injury after being placed on the list in Week 17 (12/29/15)
- Sustained a concussion vs. Hou. (12/6/15) and was rendered inactive for the following two contests at Phi. (12/13/15) and at Was. (12/20/15)
- Was inactive with a groin injury for two contests in 2014: vs. KC (11/9/14) and at Mia. (11/13/14)
- Suffered a foot injury in the 2013 season opener vs. NE (9/8/13) and was inactive for the next five games: vs. Car. (9/15/13), at NYJ (9/22/13), vs. Bal. (9/29/13), at Cle. (10/3/13) and vs. Cin. (10/13/13)
- As a rookie in 2012, was placed on Injured Reserve Designated for Return on (9/4/12) after injuring his foot in a preseason practice. Missed the first seven games of the season before he was activated to the 53-man roster on 11/2/12

TRANSACTIONS

2012	Drafted by BUF in 4th round ... signed 4-year contract
9/4/12	Placed on Injured Reserve Designated for Return (foot)
11/2/12	Activated from Injured Reserve Designated for Return
12/29/15	Placed on Injured Reserve (neck)
3/9/16	Agreed to terms with PHI on a 3-year contract

2012 GAME-BY-GAME STATISTICS W/ BILLS

Date	Opp	W/L	GP/GS	S	A	TT	Sac	Hur	Int	Yds	Lg	KD	FF	FR	Snaps	Pct
PLACED ON INJURED RESERVE DESIGNATED FOR RETURN (FOOT) ON 9/4																
ACTIVATED FROM INJURED RESERVED DESIGNATED FOR RETURN ON 11/2																
Nov 4	at Hou	L	1/0	0	0	0	0.0	NA	0	--	--	0	0	0	0	0%
Nov 11	at NE	L	1/0	0	0	0	0.0	NA	0	--	--	0	0	0	1	1%
Nov 15	Mia	W	1/0	0	0	0	0.0	NA	0	--	--	0	0	0	0	0%
Nov 25	at Ind	L	1/0	0	0	0	0.0	NA	0	--	--	0	0	0	11	15%
Dec 2	Jax	W	1/1	8	1	9	0.0	NA	0	--	--	3	0	0	70	97%
Dec 9	StL	L	1/0	1	0	1	0.0	NA	0	--	--	1	0	0	42	61%
Dec 16	Sea	L	1/1	2	0	2	0.0	NA	0	--	--	0	0	0	28	48%
Dec 23	at Mia	L	1/0	0	0	0	0.0	NA	0	--	--	0	0	0	7	11%
Dec 30	NYJ	W	1/0	1	0	1	0.0	NA	0	--	--	0	0	0	2	3%
Totals			**9/2**	**12**	**1**	**13**	**0.0**	**NA**	**0**	**--**	**--**	**4**	**0**	**0**	**161**	**27%**

33 CB | RON BROOKS

2013 GAME-BY-GAME STATISTICS W/ BILLS																
Date	**Opp**	**W/L**	**GP/GS**	**S**	**A**	**TT**	**Sac**	**Hur**	**Int**	**Yds**	**Lg**	**KD**	**FF**	**FR**	**Snaps**	**Pct**
Sep 8	NE	L	1/0	2	1	3	0.0	NA	0	--	--	0	0	0	10	11%
Sep 15	Car	W	0/0	INACTIVE (FOOT)												
Sep 22	at NYJ	L	0/0	INACTIVE (FOOT)												
Sep 29	Bal	W	0/0	INACTIVE (FOOT)												
Oct 3	at Cle	L	0/0	INACTIVE (FOOT)												
Oct 13	Cin	L	0/0	INACTIVE (FOOT)												
Oct 20	at Mia	W	1/0	0	0	0	0.0	NA	0	--	--	0	0	0	7	11%
Oct 27	at NO	L	1/0	0	0	0	0.0	NA	0	--	--	0	0	0	13	19%
Nov 3	KC	L	1/0	0	0	0	0.0	NA	0	--	--	0	0	0	0	0%
Nov 10	at Pit	L	1/0	0	0	0	0.0	NA	0	--	--	0	0	0	0	0%
Nov 17	NYJ	W	1/0	0	0	0	0.0	NA	0	--	--	0	0	0	3	5%
Dec 1	Atl	L	1/0	0	0	0	0.0	NA	0	--	--	0	0	0	4	5%
Dec 8	at TB	L	1/0	0	0	0	0.0	NA	0	--	--	0	0	0	0	0%
Dec 15	at Jax	W	1/0	1	0	1	0.0	NA	0	--	--	0	0	0	2	3%
Dec 22	Mia	W	1/0	0	0	0	0.0	NA	0	--	--	0	0	0	1	2%
Dec 29	at NE	L	1/0	0	0	0	0.0	NA	0	--	--	0	0	0	2	3%
Totals			**11/0**	**3**	**1**	**4**	**0.0**	**NA**	**0**	**--**	**--**	**0**	**0**	**0**	**42**	**5%**

2014 GAME-BY-GAME STATISTICS W/ BILLS																
Date	**Opp**	**W/L**	**GP/GS**	**S**	**A**	**TT**	**Sac**	**Hur**	**Int**	**Yds**	**Lg**	**KD**	**FF**	**FR**	**Snaps**	**Pct**
Sep 7	at Chi	W	1/0	1	0	1	0.0	NA	0	--	--	0	0	0	5	7%
Sep 14	Mia	W	1/0	0	0	0	0.0	NA	0	--	--	0	0	0	0	0%
Sep 21	SD	L	1/0	2	0	2	0.0	NA	0	--	--	0	0	0	23	35%
Sep 28	at Hou	L	1/0	0	0	0	0.0	NA	0	--	--	0	0	0	0	0%
Oct 5	at Det	W	1/0	0	0	0	0.0	NA	0	--	--	0	0	0	0	0%
Oct 12	NE	L	1/0	0	0	0	0.0	NA	0	--	--	0	0	0	0	0%
Oct 19	Min	W	1/0	0	0	0	0.0	NA	0	--	--	0	0	0	0	0%
Oct 26	at NYJ	W	1/0	0	0	0	0.0	NA	0	--	--	0	0	0	3	4%
Nov 9	KC	L	0/0	INACTIVE (GROIN)												
Nov 13	at Mia	L	0/0	INACTIVE (GROIN)												
Nov 23	NYJ	W	1/0	3	0	3	0.0	NA	0	--	--	0	0	0	11	19%
Nov 30	Cle	W	1/0	0	0	0	0.0	NA	0	--	--	0	0	0	1	1%
Dec 7	at Den	L	1/0	0	0	0	0.0	NA	0	--	--	0	0	0	5	9%
Dec 14	GB	W	1/0	1	1	2	0.0	NA	0	--	--	1	0	0	10	14%
Dec 21	at Oak	L	1/0	7	0	7	0.0	NA	0	--	--	0	0	0	21	29%
Dec 28	at NE	W	1/1	8	1	9	0.0	NA	0	--	--	0	0	0	66	99%
Totals			**14/1**	**22**	**2**	**24**	**0.0**	**NA**	**0**	**--**	**--**	**1**	**0**	**0**	**145**	**15%**

29 S | TERRENCE BROOKS

VITALS

Height: 5-11
Weight: 200
Date Of Birth: March 2, 1992
Hometown: Dunnellon, FL
HS: Dunnellon
College: Florida State
NFL Experience: 3rd Year
Draft Pick: D3a-14 (79th overall) by Baltimore

2013 COLLEGE ACCOLADES

CBSSports.com All-America First Team
SI.com All-America Honorable Mention
All-ACC First Team (Coaches)
All-ACC Second Team (Media)

Originally a third-round draft pick of the Baltimore Ravens in 2014, Terrence Brooks was claimed off waivers by the Eagles on Sept. 4, 2016. Brooks appeared in 23 games in his first two seasons with the Ravens and totaled 26 tackles (22 solo) and three passes defensed. Prior to entering the NFL, Brooks played four seasons for the Florida State Seminoles and totaled 127 tackles, 15 passes defensed and five INTs in 48 games. As a senior in 2013, Brooks was a part of the No. 1 pass defense in the nation and helped the Seminoles win the BCS National Championship.

2015 HIGHLIGHTS (WITH BALTIMORE)

- Played in 12 games and totaled seven tackles (six solo) and one pass defensed
- Notched five tackles (all solo) vs. Cle. (10/11)
- Recorded his first two tackles of the season vs. Cin. (9/27)

2014 HIGHLIGHTS (WITH BALTIMORE)

- Finished his rookie campaign with 19 tackles (16 solo), two passes defensed and a fumble recovery. Sustained a season-ending knee injury and was placed on Injured Reserve on 12/17
- Set a single-game career high with six tackles (five solo) vs. Atl. (10/19)
- Logged three tackles, a pass defensed and a fumble recovery at Ind. (10/5)
- Saw his first career action on defense vs. Car. (9/28) and recorded two solo tackles

COLLEGE HIGHLIGHTS

- Appeared in 48 contests (27 starts) at Florida State and finished his four-year career with 127 tackles (89 solo), 15 passes defensed, five INTs, three forced fumbles, one fumble recovery and a sack
- Made the transition from FS to SS as a senior in 2013 and helped lead the Seminoles to a BCS National Championship title. That season, the Florida State pass defense was ranked No. 1 in the nation after surrendering just 156.6 passing yards per game. Garnered first-team All-American honors from *CBSSports.com* after starting all 13 games and totaling 56 tackles (38 solo) and two INTs
- Started all 14 games at FS as a junior in 2012 and finished the season with 52 tackles (38 solo), two INTs and four passes defensed. Also added a forced fumble and a fumble recovery

PERSONAL

- Played CB and WR at Dunnellon (FL) High School and earned All-County first-team honors on defense
- Majored in sports administration at Florida State
- Has a son named Carter

TRANSACTIONS

2014	Drafted by BAL in 3rd round
12/17/14	Placed on Injured Reserve (knee)
9/3/16	Waived by BAL
9/4/16	Acquired off waivers by PHI

29 S | TERRENCE BROOKS

BROOKS' CAREER STATISTICS																		
			TACKLES					PASS DEFENSE					FUMBLES			DEF SNAPS		ST
Year	Team	GP/GS	Total	Solo	Asst	TFL	Sacks	Int	Yards	Lg	TD	KD	FF	FR	Yards	Played	Pct	T
2014	Baltimore	11/0	19	16	3	NA	0.0	0	0	--	0	2	0	1	0	234	22%	0
2015	Baltimore	12/0	7	6	1	NA	0.0	0	0	--	0	1	0	0	0	65	6%	1
Totals		**23/0**	**26**	**22**	**4**	**NA**	**0.0**	**0**	**0**	**--**	**0**	**3**	**0**	**1**	**0**	**---**	**---**	**1**

2015 GAME-BY-GAME STATISTICS W/ RAVENS																
Date	Opp	W/L	GP/GS	S	A	TT	Sac	Hur	Int	Yds	Lg	KD	FF	FR	Snaps	Pct
Sep 13	at Den	L	1/0	0	0	0	0.0	0	0	0	--	0	0	0	0	0%
Sep 20	at Oak	L	1/0	0	0	0	0.0	0	0	0	--	0	0	0	1	1%
Sep 27	Cin	L	1/0	1	1	2	0.0	0	0	0	--	0	0	0	13	18%
Oct 1	at Pit	W	1/0	0	0	0	0.0	0	0	0	--	0	0	0	0	0%
Oct 11	Cle	L	1/0	5	0	5	0.0	0	0	0	--	0	0	0	40	46%
Oct 18	at SF	L	0/0	INACTIVE (THUMB)												
Oct 26	at Ari	L	0/0	INACTIVE (THUMB)												
Nov 1	SD	W	0/0	INACTIVE (THUMB)												
Nov 15	Jax	L	0/0	INACTIVE												
Nov 22	StL	W	1/0	0	0	0	0.0	0	0	0	--	0	0	0	0	0%
Nov 30	at Cle	W	1/0	0	0	0	0.0	0	0	0	--	0	0	0	0	0%
Dec 6	at Mia	L	1/0	0	0	0	0.0	0	0	0	--	0	0	0	0	0%
Dec 13	Sea	L	1/0	0	0	0	0.0	0	0	0	--	1	0	0	6	9%
Dec 20	KC	L	1/0	0	0	0	0.0	0	0	0	--	0	0	0	1	2%
Dec 27	Pit	W	1/0	0	0	0	0.0	0	0	0	--	0	0	0	0	0%
Jan 3	at Cin	L	1/0	0	0	0	0.0	0	0	0	--	0	0	0	4	7%
Totals			**12/0**	**6**	**1**	**7**	**0.0**	**0**	**0**	**0**	**--**	**1**	**0**	**0**	**65**	**6%**

CAREER HIGHS		
Tackles	6	10/19/14 vs. Atl.
PDs	1	3x - 12/13/15 vs. Sea.

2014 GAME-BY-GAME STATISTICS W/ RAVENS																
Date	Opp	W/L	GP/GS	S	A	TT	Sac	Hur	Int	Yds	Lg	KD	FF	FR	Snaps	Pct
Sep 7	Cin	L	1/0	0	0	0	0.0	0	0	0	--	0	0	0	0	0%
Sep 11	Pit	W	1/0	0	0	0	0.0	0	0	0	--	0	0	0	0	0%
Sep 21	at Cle	W	0/0	INACTIVE												
Sep 28	Car	W	1/0	2	0	2	0.0	0	0	0	--	0	0	0	32	49%
Oct 5	at Ind	L	1/0	3	0	3	0.0	0	0	0	--	1	0	1	44	54%
Oct 12	at TB	W	1/0	2	0	2	0.0	0	0	0	--	0	0	0	49	70%
Oct 19	Atl	W	1/0	5	1	6	0.0	0	0	0	--	0	0	0	44	67%
Oct 26	at Cin	L	1/0	3	1	4	0.0	0	0	0	--	0	0	0	33	48%
Nov 2	at Pit	L	0/0	INACTIVE												
Nov 9	Ten	W	1/0	0	1	1	0.0	0	0	0	--	1	0	0	19	35%
Nov 24	at NO	W	1/0	1	0	1	0.0	0	0	0	--	0	0	0	13	18%
Nov 30	SD	L	1/0	0	0	0	0.0	0	0	0	--	0	0	0	0	0%
Dec 7	at Mia	W	0/0	INACTIVE												
Dec 14	Jax	W	1/0	0	0	0	0.0	0	0	0	--	0	0	0	0	0%
PLACED ON INJURED RESERVE (KNEE) ON 12/17																
Totals			**11/0**	**16**	**3**	**19**	**0.0**	**0**	**0**	**0**	**--**	**2**	**0**	**1**	**234**	**22%**

47 TE | TREY BURTON

VITALS

Height: 6-3
Weight: 235
Date Of Birth: October 29, 1991
Hometown: Venice, FL
HS: Venice
College: Florida
NFL Experience: 3rd Year
Acquired: RFA (2014)
Draft Pick: Undrafted

2015 EAGLES SPECIAL TEAMS TACKLES

1. Trey Burton 19
2. Chris Maragos 16
3. Najee Goode 12

FLORIDA SINGLE-GAME RANKINGS

RUSHING TDS

1t. Trey Burton (vs. Kentucky, 9/25/10) 5
Tim Tebow (at S. Carolina, 11/10/07).....5
3t. Four players tied with 4

POINTS IN A GAME (NON KICKER)

1. Trey Burton (vs. Kentucky, 9/25/10)....36
2. Tim Tebow (at S. Carolina, 11/10/07)...30
3t. Many others tied with 24

THREE-STEP DROP

Desired talent: Being in a church choir
Dinner guest: His grandfather, John McClintock, who passed away when he was in high school
Player he models his game after: James Casey
Best player he has lined up against: Jordan Hicks in practice
First jersey: Dan Marino, Miami Dolphins
What he'd be doing if not in football: Financial advisor
Funniest Eagle: Jordan Matthews
Favorite Philly restaurants: Mixto and Prime Stache
Favorite musicians: Lindsey Seals, Lecrae and Andy Mineo
Favorite book: *Crazy Love* by Francis Chan

"Trey brings you the rare combination of a special teams player: He brings you the speed, he has the agility, he plays with the aggressiveness and he has the athletic ability. That's what you want out of your special teams players."

- Former Eagles LB and Pro Bowl Special Teamer Ike Reese

A versatile threat in the collegiate ranks, Trey Burton originally signed with the Eagles as a rookie free agent during the 2014 offseason. Burton has been a key member of the Eagles special teams units in his first two seasons, as he recorded a blocked punt and a blocked punt touchdown return in 2014, and led the team with 19 special teams tackles in 2015.

2015 HIGHLIGHTS

- Finished the season with a team-high 19 special teams tackles, which is tied for the highest total by an Eagle in the regular season since 2009
- Notched two special teams tackles at NE (12/6) and was part of a unit that scored touchdowns on a blocked punt and an 83-yard return
- Notched the first two receptions of his career at Det. (11/26), including a 43-yarder in the first quarter that set up a 2-yard TD catch by TE Brent Celek
- Recorded a team-high two special teams tackles at Dal. (11/8), at Car. (10/25) and at Was. (10/4)
- Tied for the team lead with two special teams tackles at Det. (11/26), vs. NO (10/11) and at Atl. (9/14)

BIRDSEED

- Works out during the offseason with teammate Nelson Agholor and his brother, Clay Burton, at the Performance Compound in Tampa, FL
- Went on a mission trip to Africa in summer 2012 and lists future trips as an item on his bucket list
- Has a great appreciation for Philadelphia's history and enjoys exploring the city in his free time. "I was never exposed to anything like this when I was growing up," explains Burton
- Claims the biggest influences on his life were a trio of mentors: his late grandfather, John McClintock, and two of his high school coaches, John Peacock and Larry Shannon. Trey grew up without a father in his life and these three men helped fill that void. "They kept me going in the right direction," said Burton. "I didn't have a father growing up, so they were my father figures through high school. If I ever needed anything or need anything to this day, I can always go to them and ask for anything."
- Burton's athleticism runs in his bloodlines, as his grandfather, Lawrence Burton, was the seventh-overall selection in the 1975 NFL Draft and also sprinted for Team USA in the 1972 Summer Olympics in Munich. Lawrence split time with New Orleans and San Diego during a five-year NFL career, hauling in 44 catches for 804 yards and seven TDs. Additionally, he placed fourth for the United States in Munich in the 200-meter final

47 TE | TREY BURTON

BURTON'S CAREER STATISTICS

			RECEIVING					OFF SNAPS		ST
Year	Team	GP/GS	No	Yds	Avg	Lg	TD	No	Pct	T
2014	Philadelphia	15/0	0	0	---	--	0	6	1%	7
2015	Philadelphia	16/0	3	54	18.0	43	0	63	5%	19
Totals		**31/0**	**3**	**54**	**18.0**	**43**	**0**	**---**	**---**	**26**

ADDITIONAL CAREER STATISTICS

Blocked Punt: (1) - 2014 (at SF - 9/28 [Andy Lee])

Touchdowns: (1) - 2014 (27-yd blocked punt ret. at NYG - 12/28)

Rushing: (5-10-4Lg) - 2014 (5-10-4Lg)

BIRDSEED - Cont.

- Runs a summer football camp in his hometown of Venice, FL
- As the son of a single mother, Trey hopes to get involved in charities that focus on helping children who grow up without fathers

2014 HIGHLIGHTS

- Earned a spot on the PFWA All-Rookie team as a special teamer
- Had seven tackles on special teams on the season, including a game-high three vs. Was. (9/21)
- Returned a blocked punt 27 yards for the first touchdown of his career at NYG (12/28). Steve Weatherford's punt was blocked by James Casey
- Filled in at running back for an injured Darren Sproles vs. NYG (10/12) and rushed five times for 10 yards
- Blocked an Andy Lee punt in the end zone at SF (9/28) that was recovered for a touchdown by teammate Brad Smith. It was the first blocked punt for a TD by the Eagles since 1992

PERSONAL

- He and his wife, Yesenia, have a daughter, Ariella, and a son, Jaxon
- Son of Cindy Burton and has two brothers, Clay Burton and Jake MacFarland. Clay also played collegiately at Florida and went to training camp with the Buffalo Bills in 2015
- Passed for 1,876 yards with 18 TDs and only one INT while adding 821 yards and 22 TDs on the ground for Venice (FL) High School in 2009. Earned FSWA 5A All-State First-Team honors
- Named to the 2008 FSWA 5A All-State first team and named Team MVP and All-Area first team as a junior. Completed 80 of 133 passes for 1,399 and 12 TDs along with 919 yards and 24 TDs on the ground
- Also played basketball and ran track in high school
- Began playing football at 5 years old for the Venice Vikings
- Graduated from Florida with a degree in family, youth and community science

COLLEGE HIGHLIGHTS

- Appeared in 50 games (29 starts) during his collegiate tenure, finishing his career with 720 rushing yards and 16 touchdowns on 141 carries and 107 catches for 976 yards and four touchdowns
- As a senior captain in 2013, tallied 38 receptions for 445 yards and a touchdown as a full-time wide receiver
- Appeared in 12 games (four starts) as a junior, registering 190 yards and two TDs on 29 carries and 18 catches for 172 yards and a TD

2015 GAME-BY-GAME STATISTICS

				RECEIVING					SNAPS	
Date	Opp	W/L	GP/GS	No	Yds	Avg	Lg	TD	No	Pct
Sep 14	at Atl	L	1/0	0	0	---	--	0	0	0%
Sep 20	Dal	L	1/0	0	0	---	--	0	0	0%
Sep 27	at NYJ	W	1/0	0	0	---	--	0	0	0%
Oct 4	at Was	L	1/0	0	0	---	--	0	0	0%
Oct 11	NO	W	1/0	0	0	---	--	0	0	0%
Oct 19	NYG	W	1/0	0	0	---	--	0	0	0%
Oct 25	at Car	L	1/0	0	0	---	--	0	3	4%
Nov 8	at Dal	W	1/0	0	0	---	--	0	0	0%
Nov 15	Mia	L	1/0	0	0	---	--	0	0	0%
Nov 22	TB	L	1/0	0	0	---	--	0	19	27%
Nov 26	at Det	L	1/0	2	49	24.5	43	0	24	41%
Dec 6	at NE	W	1/0	0	0	---	--	0	2	3%
Dec 13	Buf	W	1/0	0	0	---	--	0	4	5%
Dec 20	Ari	L	1/0	0	0	---	--	0	1	2%
Dec 26	Was	L	1/0	0	0	---	--	0	0	0%
Jan 3	at NYG	W	1/0	1	5	5.0	5	0	10	15%
Totals			**16/0**	**3**	**54**	**18.0**	**43**	**0**	**63**	**5%**

CAREER HIGHS

Receptions	2	11/26/15 at Det.
Yards	49	11/26/15 at Det.
Long	43	11/26/15 at Det.

- Joined Chris Rainey as the only Gators to score both a rushing and receiving TD in the same game as a sophomore in 2010. Finished the season with 19 catches for 149 yards and one TD, while adding 125 yards and three touchdowns on 37 carries
- Named to the 2010 SEC All-Freshman Team and was named SEC Freshman Player of the Week twice during the 2010 season. Also earned a place on the 2010 SEC Academic Honor Roll
- Saw action at quarterback, fullback, tight end, wide receiver and on kick coverage while starting 11 games as a freshman in 2010. Recorded a team-high 11 rushing touchdowns on 75 carries and also led the Gators with 12 total touchdowns
- Ranked third among Florida freshmen in school history with 12 total TDs and second with 11 rushing TDs, trailing only Emmitt Smith
- Scored six touchdowns (five rushing, one receiving) in a single game against Kentucky (9/25/10), despite only touching the ball 10 times. Was only the fourth player in SEC history to score 36 or more points in a single game

TRANSACTIONS

2014 Signed by PHI as a rookie free agent

47 TE | TREY BURTON

2014 GAME-BY-GAME STATISTICS										
				RECEIVING					SNAPS	
Date	Opp	W/L	GP/GS	No	Yds	Avg	Lg	TD	No	Pct
Sep 7	Jax	W	1/0	0	0	---	--	0	0	0%
Sep 15	at Ind	W	1/0	0	0	---	--	0	0	0%
Sep 21	Was	W	1/0	0	0	---	--	0	0	0%
Sep 28	at SF	L	1/0	0	0	---	--	0	0	0%
Oct 5	StL	W	1/0	0	0	---	--	0	0	0%
Oct 12	NYG	W	1/0	0	0	---	--	0	6	8%
Oct 26	at Ari	L	1/0	0	0	---	--	0	0	0%
Nov 2	at Hou	W	1/0	0	0	---	--	0	0	0%
Nov 10	Car	W	1/0	0	0	---	--	0	0	0%
Nov 16	at GB	L	1/0	0	0	---	--	0	0	0%
Nov 23	Ten	W	1/0	0	0	---	--	0	0	0%
Nov 27	at Dal	W	1/0	0	0	---	--	0	0	0%
Dec 7	Sea	L	0/0	INACTIVE (HAMSTRING)						
Dec 14	Dal	L	1/0	0	0	---	--	0	0	0%
Dec 20	at Was	L	1/0	0	0	---	--	0	0	0%
Dec 28	at NYG	W	1/0	0	0	---	--	0	0	0%
Totals			**15/0**	**0**	**0**	**---**	**--**	**0**	**6**	**1%**

22 CB | NOLAN CARROLL

VITALS

Height: 6-1
Weight: 205
Date Of Birth: January 18, 1987
Hometown: Green Cove Springs, FL
HS: Clay (Green Cove Springs, FL)
College: Maryland
NFL Experience: 7th Year
Acquired: FA (Mia) 2014
Draft Pick: D5a-10 (145th overall) by Miami

2015 EAGLES DEFENSIVE LEADERS THROUGH WEEK 12

PASSES DEFENSED

1. Nolan Carroll.....15
2t. Malcolm Jenkins 10
Byron Maxwell.....10

INTERCEPTIONS

1. Walter Thurmond 3
2t. Nolan Carroll 2
Jordan Hicks.....2

THREE-STEP DROP

Best player he's ever lined up against: WR Randy Moss
Collects: Football cards
Nicknames: "Nole" and "Bigs"
If he could play another sport, what team/position: Right forward, Real Madrid
Three items desired on deserted island: 10 gallons of water, nice tent, food
Favorite musician: Kevin Gates
Favorite personal sports moment: Breaking the high school record in the 4x100 relay and making it to the state tournament
Favorite teams growing up: Miami Dolphins and Jacksonville Jaguars
Favorite meal: Barbeque chicken
Favorite TV show: *Dexter*
Favorite movie: *Big Trouble in Little China*

A long and athletic corner, Nolan Carroll re-signed with the Eagles on a one-year deal during the 2016 offseason. Carroll registered career highs in tackles (54) and passes defensed (15) in 2015, but was placed on Injured Reserve on 11/27/15 after suffering a broken right ankle on Thanksgiving Day at Det. (11/26/15). A former fifth-round draft choice of Miami in 2010, Carroll emerged as a starter for the Dolphins in 2012 and set career highs in interceptions (three) and sacks (two) in 2013. A native of Green Cove Springs, FL, Carroll was a four-year letterman and team captain at Maryland.

BIRDSEED

- Claims the biggest influence on his career is his high school coach Ron Riddle. Said Carroll: "He had me in gym class and pretty much convinced my mom to let me play football. I wasn't allowed to play until my sophomore year of high school. I owe so much to Coach Riddle"
- Was originally recruited to Maryland as a receiver. Said Carroll: "I liked receiver, but I've always considered myself a defensive guy. I've always had that mindset. I basically begged to play corner"
- One of Carroll's favorite hobbies is restoring old cars. His most prized possession is a 1972 Cutlass. "I bought it my rookie year and have been working on it ever since," said Carroll. "It's almost where I want it to be"

2015 HIGHLIGHTS

- Led the team in pass breakups (15) and ranked second in interceptions (two) before being placed on Injured Reserve (ankle) following Week 12. Despite the shortened season, set single-season career highs in tackles (54) and passes defensed
- Tallied three pass breakups for the second-straight game vs. Mia. (11/15)
- Notched seven tackles and three passes defensed at Dal. (11/8)
- Recorded an interception in his second-straight contest, ripping the ball away from Panthers WR Ted Ginn Jr. in midair at Car. (10/25). Also added eight tackles, including a tackle for loss
- Picked off Giants QB Eli Manning and returned the interception 17 yards for a touchdown in the first quarter vs. NYG (10/19). The touchdown was the Eagles first pick-six since CB Bradley Fletcher accomplished the feat on 11/10/14 vs. Car. and was Carroll's first TD since he was a WR in high school
- Broke up two passes and added five tackles in a win at NYJ (9/27)

PERSONAL

- Has a son, Nolan III
- Son of Nolan and Jennifer Carroll. Has a younger brother, Necho, and a younger sister, Nyckie
- Has a pet bulldog named Prime
- During the offseason, works out in Florida with other NFL stars, including Jets WR Brandon Mashall, Vikings QB Teddy Bridgewater, Bills TE Charles Clay, Bears WR Alshon Jeffrey and Buccaneers WR Mike Evans

22 CB | NOLAN CARROLL

CARROLL'S CAREER STATISTICS

			TACKLES					PASS DEFENSE					FUMBLES			DEF SNAPS		ST
Year	Team	GP/GS	Total	Solo	Asst	TFL	Sacks	Int	Yards	Lg	TD	KD	FF	FR	Yards	Played	Pct	T
2010	Miami	13/1	1	1	0	0.0	0.0	1	1	1	0	2	0	0	0	NA	NA	3
2011	Miami	15/3	26	23	3	0.0	0.0	1	0	0	0	4	0	0	0	NA	NA	6
2012	Miami	14/10	47	41	6	2.0	1.0	0	0	--	0	5	1	0	0	641	57%	4
2013	Miami	16/12	46	43	3	2.0	2.0	3	24	24	0	11	0	0	0	794	69%	1
2014	Philadelphia	16/1	26	24	2	0.0	0.0	0	0	--	0	5	0	0	0	369	32%	11
2015	Philadelphia	11/11	54	39	15	1.0	0.0	2	18	17t	1	15	0	0	0	757	62%	2
Totals		**85/38**	**200**	**171**	**29**	**5.0**	**3.0**	**7**	**43**	**24**	**1**	**42**	**1**	**0**	**0**	**---**	**---**	**27**

ADDITIONAL CAREER STATISTICS

Kickoff Returns: (29-700) - 2014 (2-45, long of 24); 2010 (27-655, long of 46)

Special Teams Fumble Recoveries: (1) - 2014 (1)

2015 GAME-BY-GAME STATISTICS

Date	Opp	W/L	GP/GS	S	A	TT	Sac	Hur	Int	Yds	Lg	KD	FF	FR	Snaps	Pct
Sep 14	at Atl	L	1/1	5	0	5	0.0	0	0	--	--	1	0	0	76	99%
Sep 20	Dal	L	1/1	3	2	5	0.0	0	0	--	--	0	0	0	82	96%
Sep 27	at NYJ	W	1/1	3	2	5	0.0	0	0	--	--	2	0	0	79	100%
Oct 4	at Was	L	1/1	5	1	6	0.0	0	0	--	--	1	0	0	84	100%
Oct 11	NO	W	1/1	2	2	4	0.0	0	0	--	--	2	0	0	69	100%
Oct 19	NYG	W	1/1	5	1	6	0.0	0	1	17	17t	2	0	0	68	100%
Oct 25	at Car	L	1/1	5	3	8	0.0	0	1	1	1	0	0	0	59	97%
Nov 8	at Dal	W	1/1	4	3	7	0.0	0	0	--	--	3	0	0	77	99%
Nov 15	Mia	L	1/1	1	0	1	0.0	0	0	--	--	3	0	0	67	100%
Nov 22	TB	L	1/1	4	1	5	0.0	0	0	--	--	1	0	0	78	100%
Nov 26	at Det	L	1/1	2	0	2	0.0	0	0	--	--	0	0	0	18	25%
PLACED ON INJURED RESERVE (BROKEN ANKLE) ON 11/27/15																
Totals			**11/11**	**39**	**15**	**54**	**0.0**	**0**	**2**	**18**	**17t**	**15**	**0**	**0**	**757**	**62%**

CAREER HIGHS

Tackles	10	11/4/12 at Ind.
Sacks	1.0	3 times, last: 12/22/13 at Buf.
INTs	1	7 times, last: 10/25/15 at Car.
KDs	4	11/24/13 vs. Car.
FFs	1	10/28/12 at NYJ

TOUCHDOWNS

17-yard INT return vs. NYG (10/19/15)

PERSONAL - Cont.

- Attended Clay High School in Green Cove Springs, FL, where he was a three-year starter at wide receiver and helped his team to district titles in each of his last two seasons
- Prior to entering the NFL, last scored a touchdown as a receiver at Clay High School
- Also lettered in soccer and track
- Graduated from Maryland with a bachelor's degree in family science
- Twitter: **@CarrollCity**; Instagram: **@carrollcity**

2014 HIGHLIGHTS

- Ranked third on the team with a career-high 11 special teams tackles
- Made his first start as an Eagle in the season finale at NYG (12/28)
- In Week 16 at Was. (12/20), notched his first career fumble recovery when S Malcolm Jenkins stripped Washington WR Andre Roberts on the opening kickoff of the second half
- Matched his season high with four tackles (all solo) vs. Dal (12/14)
- Posted a team-high three special teams tackles vs. Ten. (11/23)
- Recorded a season-high four tackles (all solo) at Ari. (10/26)

YOU CAN CALL ME AL

Harris (left) and Carroll (right)

Carroll's favorite player growing up was CB Al Harris, who held a stint with the Eagles (1998-2002). "I saw this guy flying around on TV with these dreadlocks," said Carroll. "I was like, 'Who is this guy?' He looks like the Predator."

After watching Harris perform on Sundays, Carroll began to grow dreads of his own his freshman year in college. He cut them off once he entered the NFL. "Ironically, Al ended up being my teammate my first year in the league," said Carroll. "He coached me after that. It's funny how things turn out."

22 CB | NOLAN CARROLL

2013 HIGHLIGHTS (WITH MIAMI)

- Recorded 46 tackles (43 solo) and established career highs in interceptions (three), passes defensed (11) and sacks (two), after starting a personal-best 12 games
- Picked off Bills QB Thad Lewis and added six tackles (five solo) at Buf. (12/22)
- Intercepted Panthers QB Cam Newton and returned the ball 24 yards vs. Car. (11/24). The pick led to a Dolphins field goal on the ensuing drive
- Notched an interception of Browns QB Brandon Weeden in the season-opening win at Cle. (9/8)

2012 HIGHLIGHTS (WITH MIAMI)

- Played in 14 games with 10 starts and recorded a career-high 47 tackles (41 solo), five passes defensed, one sack and one forced fumble
- Posted eight tackles (seven solo), including a sack and forced fumble of Jets QB Mark Sanchez at NYJ (10/28). The ball was recovered by DT Paul Soliai at the Jets 32-yard line and led to a Dolphins touchdown on the ensuing drive
- Led the team with a career-high 10 tackles (all solo) and added three passes defensed at Ind. (11/4)

2011 HIGHLIGHTS (WITH MIAMI)

- Recorded 26 tackles (23 solo) and one interception in 15 games (three starts)
- Notched two solo tackles and an interception vs. Buf. (11/20), picking off Bills QB Ryan Fitzpatrick. The INT led to a Dolphins touchdown on the ensuing drive

2010 HIGHLIGHTS (WITH MIAMI)

- Appeared in 13 games with one start as a rookie and finished the season with three tackles (all solo), one interception and two passes defensed
- Also returned 27 kickoffs for 655 yards (24.3 avg.)
- Recorded the first interception of his career, picking off Jets QB Mark Sanchez at NYJ (12/12)
- Made his first NFL start at Oak. (11/28)
- Made his NFL debut in a reserve role at Buf. (9/12)

COLLEGE HIGHLIGHTS

- Played in 38 career games, including six starts, at the University of Maryland
- Was named one of four team captains and a member of the Terps leadership council as a senior in 2009
- Started two games as a senior in 2009 before suffering a broken leg that caused him to miss the remainder of the season
- Appeared in 10 games, including four starts, as a junior in 2008 and recorded a career-best 37 tackles (20 solo) while finishing second on the team with eight passes defensed
- Played in 13 games as a reserve cornerback and special teams performer as a sophomore in 2007 after converting from wide receiver during the offseason. Also had 14 tackles (seven solo)
- Saw action in all 13 games as a reserve wideout and special teams player in 2006. Returned five kickoffs for 60 yards (12.0 avg.)
- Redshirted as a true freshman in 2005

INJURY HISTORY

- Suffered a broken right ankle in the second quarter at Det. (11/26/15) and was placed on Injured Reserve on 11/27/15
- Was inactive for the final two games of the 2012 season due to a knee injury sustained vs. Jax. (12/16/12)
- Rendered inactive vs. Was. (11/13/11) with a hamstring injury suffered at KC (11/6/11)
- Forced out of the game vs. Det. (12/26/10) with a concussion and missed the season finale at NE (1/2/11) as a result of the injury

TRANSACTIONS

2010	Drafted by MIA in 5th round ... signed 4-year contract
3/13/14	Signed by PHI to a 2-year contract
11/27/15	Placed on Injured Reserve (broken ankle) by PHI
3/15/16	Agreed to terms with PHI on a 1-year contract

FAMILY MATTERS

Carroll was raised in a military family, with both of his parents serving in the Armed Forces. Carroll's father, Nolan, served in the Air Force for 27 years, where he earned the rank of senior master sergeant. His mother, Jennifer, served in the Navy, where she became a lieutenant commander. Jennifer turned in 20 years of military service and left the Navy with a long list of achievements, including a Meritorious Service Medal; two Navy Commendation Medals; two Navy Achievement Medals; a National Defense Service Medal; an Overseas Ribbon; two Coast Guard Special Operation Ribbons; and an Expert Pistol Medal.

Adding to her resume, Jennifer was named Florida's lieutenant governor after spending seven years as a state legislator and also serving as executive director of the Florida Department of Veterans Affairs.

22 CB | NOLAN CARROLL

2010 GAME-BY-GAME STATISTICS W/DOLPHINS																
Date	**Opp**	**W/L**	**GP/GS**	**S**	**A**	**TT**	**Sac**	**Hur**	**Int**	**Yds**	**Lg**	**KD**	**FF**	**FR**	**Snaps**	**Pct**
Sep 12	at Buf	W	1/0	0	0	0	0.0	NA	0	0	0	0	0	0	NA	NA
Sep 19	at Min	W	0/0	INACTIVE												
Sep 26	NYJ	L	1/0	0	0	0	0.0	NA	0	0	0	0	0	0	NA	NA
Oct 4	NE	L	1/0	0	0	0	0.0	NA	0	0	0	0	0	0	NA	NA
Oct 17	at GB	W	1/0	0	0	0	0.0	NA	0	0	0	0	0	0	NA	NA
Oct 24	Pit	L	1/0	0	0	0	0.0	NA	0	0	0	0	0	0	NA	NA
Oct 31	at Cin	W	0/0	INACTIVE												
Nov 7	at Bal	L	1/0	0	0	0	0.0	NA	0	0	0	0	0	0	NA	NA
Nov 14	Ten	W	1/0	0	0	0	0.0	NA	0	0	0	0	0	0	NA	NA
Nov 18	Chi	L	1/0	0	0	0	0.0	NA	0	0	0	0	0	0	NA	NA
Nov 28	at Oak	W	1/1	0	0	0	0.0	NA	0	0	0	0	0	0	NA	NA
Dec 5	Cle	L	1/0	1	0	1	0.0	NA	0	0	0	1	0	0	NA	NA
Dec 12	at NYJ	W	1/0	0	0	0	0.0	NA	1	1	1	1	0	0	NA	NA
Dec 19	Buf	L	1/0	0	0	0	0.0	NA	0	0	0	0	0	0	NA	NA
Dec 26	Det	L	1/0	0	0	0	0.0	NA	0	0	0	0	0	0	NA	NA
Jan 2	at NE	L	0/0	INACTIVE (CONCUSSION)												
Totals			**13/1**	**1**	**0**	**1**	**0.0**	NA	**1**	**1**	**1**	**2**	**0**	**0**	**NA**	**NA**

2011 GAME-BY-GAME STATISTICS W/ DOLPHINS																
Date	**Opp**	**W/L**	**GP/GS**	**S**	**A**	**TT**	**Sac**	**Hur**	**Int**	**Yds**	**Lg**	**KD**	**FF**	**FR**	**Snaps**	**Pct**
Sep 12	NE	L	1/0	3	0	3	0.0	NA	0	0	0	0	0	0	NA	NA
Sep 18	Hou	L	1/0	2	0	2	0.0	NA	0	0	0	0	0	0	NA	NA
Sep 25	at Cle	L	1/1	4	1	5	0.0	NA	0	0	0	0	0	0	NA	NA
Oct 2	at SD	L	1/1	3	2	5	0.0	NA	0	0	0	0	0	0	NA	NA
Oct 17	at NYJ	L	1/0	0	0	0	0.0	NA	0	0	0	0	0	0	NA	NA
Oct 23	Den	L	1/0	0	0	0	0.0	NA	0	0	0	0	0	0	NA	NA
Oct 30	at NYG	L	1/0	0	0	0	0.0	NA	0	0	0	0	0	0	NA	NA
Nov 6	at KC	W	1/1	3	0	3	0.0	NA	0	0	0	0	0	0	NA	NA
Nov 13	Was	W	0/0	INACTIVE (HAMSTRING)												
Nov 20	Buf	W	1/0	2	0	2	0.0	NA	1	0	0	1	0	0	NA	NA
Nov 24	at Dal	L	1/0	0	0	0	0.0	NA	0	0	0	0	0	0	NA	NA
Dec 4	Oak	W	1/0	0	0	0	0.0	NA	0	0	0	0	0	0	NA	NA
Dec 11	Phi	L	1/0	1	0	1	0.0	NA	0	0	0	0	0	0	NA	NA
Dec 18	at Buf	W	1/0	3	0	3	0.0	NA	0	0	0	2	0	0	NA	NA
Dec 24	at NE	L	1/0	2	0	2	0.0	NA	0	0	0	1	0	0	NA	NA
Jan 1	NYJ	W	1/1	0	0	0	0.0	NA	0	0	0	0	0	0	NA	NA
Totals			**15/3**	**23**	**3**	**26**	**0.0**	**NA**	**1**	**0**	**0**	**4**	**0**	**0**	**NA**	**NA**

22 CB | NOLAN CARROLL

2012 GAME-BY-GAME STATISTICS W/DOLPHINS																
Date	**Opp**	**W/L**	**GP/GS**	**S**	**A**	**TT**	**Sac**	**Hur**	**Int**	**Yds**	**Lg**	**KD**	**FF**	**FR**	**Snaps**	**Pct**
Sep 9	at Hou	L	1/0	0	1	1	0.0	NA	0	0	0	0	0	0	5	7%
Sep 16	Oak	W	1/0	3	1	4	0.0	NA	0	0	0	0	0	0	49	75%
Sep 23	NYJ	L	1/0	1	0	1	0.0	NA	0	0	0	0	0	0	15	18%
Sep 30	at Ari	L	1/0	6	0	6	0.0	NA	0	0	0	0	0	0	41	57%
Oct 7	at Cin	W	1/1	2	2	4	0.0	NA	0	0	0	1	0	0	62	91%
Oct 14	StL	W	1/1	6	0	6	0.0	NA	0	0	0	0	0	0	73	100%
Oct 28	at NYJ	W	1/1	7	1	8	1.0	NA	0	0	0	1	1	0	82	100%
Nov 4	at Ind	L	1/1	10	0	10	0.0	NA	0	0	0	3	0	0	80	100%
Nov 11	Ten	L	1/1	0	0	0	0.0	NA	0	0	0	0	0	0	54	89%
Nov 15	at Buf	L	1/1	1	1	2	0.0	NA	0	0	0	0	0	0	59	88%
Nov 25	Sea	W	1/1	2	0	2	0.0	NA	0	0	0	0	0	0	31	54%
Dec 2	NE	L	1/1	1	0	1	0.0	NA	0	0	0	0	0	0	38	47%
Dec 9	at SF	L	1/1	1	0	1	0.0	NA	0	0	0	0	0	0	36	63%
Dec 16	Jax	W	1/1	1	0	1	0.0	NA	0	0	0	0	0	0	16	25%
Dec 23	Buf	W	0/0	INACTIVE (KNEE)												
Dec 30	at NE	L	0/0	INACTIVE (KNEE)												
Totals			**14/10**	**41**	**6**	**47**	**1.0**	**NA**	**0**	**0**	**0**	**5**	**1**	**0**	**641**	**57%**

2013 GAME-BY-GAME STATISTICS W/DOLPHINS																
Date	**Opp**	**W/L**	**GP/GS**	**S**	**A**	**TT**	**Sac**	**Hur**	**Int**	**Yds**	**Lg**	**KD**	**FF**	**FR**	**Snaps**	**Pct**
Sep 8	at Cle	W	1/0	3	0	3	0.0	NA	1	0	0	1	0	0	46	60%
Sep 15	at Ind	W	1/1	4	0	4	0.0	NA	0	0	0	1	0	0	72	99%
Sep 22	Atl	W	1/1	6	0	6	0.0	NA	0	0	0	0	0	0	69	97%
Sep 30	at NO	L	1/1	1	1	2	0.0	NA	0	0	0	1	0	0	44	66%
Oct 6	Bal	L	1/1	1	0	1	0.0	NA	0	0	0	0	0	0	60	78%
Oct 20	Buf	L	1/1	3	0	3	0.0	NA	0	0	0	0	0	0	38	57%
Oct 27	at NE	L	1/0	0	0	0	0.0	NA	0	0	0	0	0	0	8	12%
Oct 31	Cin	W	1/0	0	0	0	0.0	NA	0	0	0	0	0	0	0	0%
Nov 11	at TB	L	1/1	2	0	2	1.0	NA	0	0	0	1	0	0	64	97%
Nov 17	SD	W	1/0	4	0	4	0.0	NA	0	0	0	1	0	0	46	71%
Nov 24	Car	L	1/1	3	0	3	0.0	NA	1	24	24	4	0	0	70	99%
Dec 1	at NYJ	W	1/1	4	0	4	0.0	NA	0	0	0	0	0	0	42	76%
Dec 8	at Pit	W	1/1	1	1	2	0.0	NA	0	0	0	1	0	0	54	82%
Dec 15	NE	W	1/1	3	0	3	0.0	NA	0	0	0	0	0	0	32	40%
Dec 22	at Buf	L	1/1	5	1	6	1.0	NA	1	0	0	1	0	0	78	99%
Dec 29	NYJ	L	1/1	3	0	3	0.0	NA	0	0	0	0	0	0	71	99%
Totals			**16/12**	**43**	**3**	**46**	**2.0**	**NA**	**3**	**24**	**24**	**11**	**0**	**0**	**794**	**69%**

22 CB | NOLAN CARROLL

2014 GAME-BY-GAME STATISTICS																
Date	**Opp**	**W/L**	**GP/GS**	**S**	**A**	**TT**	**Sac**	**Hur**	**Int**	**Yds**	**Lg**	**KD**	**FF**	**FR**	**Snaps**	**Pct**
Sep 7	Jax	W	1/0	1	0	1	0.0	0	0	0	0	0	0	0	13	18%
Sep 15	at Ind	W	1/0	0	0	0	0.0	1	0	0	0	0	0	0	5	7%
Sep 21	Was	W	1/0	1	0	1	0.0	0	0	0	0	0	0	0	11	14%
Sep 28	at SF	L	1/0	0	0	0	0.0	0	0	0	0	0	0	0	20	24%
Oct 5	StL	W	1/0	2	1	3	0.0	0	0	0	0	1	0	0	27	36%
Oct 12	NYG	W	1/0	3	0	3	0.0	0	0	0	0	0	0	0	21	33%
Oct 26	at Ari	L	1/0	4	0	4	0.0	0	0	0	0	2	0	0	30	43%
Nov 2	at Hou	W	1/0	1	0	1	0.0	0	0	0	0	0	0	0	14	23%
Nov 10	Car	W	1/0	2	0	2	0.0	0	0	0	0	0	0	0	28	34%
Nov 16	at GB	L	1/0	0	1	1	0.0	0	0	0	0	0	0	0	12	18%
Nov 23	Ten	W	1/0	1	0	1	0.0	0	0	0	0	0	0	0	26	38%
Nov 27	at Dal	W	1/0	2	0	2	0.0	0	0	0	0	0	0	0	26	43%
Dec 7	Sea	L	1/0	0	0	0	0.0	0	0	0	0	0	0	0	19	22%
Dec 14	Dal	L	1/0	4	0	4	0.0	0	0	0	0	0	0	0	21	26%
Dec 20	at Was	L	1/0	0	0	0	0.0	0	0	0	0	0	0	0	22	39%
Dec 28	at NYG	W	1/1	3	0	3	0.0	0	0	0	0	2	0	0	74	93%
Totals			**16/1**	**24**	**2**	**26**	**0.0**	**1**	**0**	**0**	**0**	**5**	**0**	**0**	**369**	**32%**

87 TE | BRENT CELEK

VITALS

Height: 6-4
Weight: 255
Date Of Birth: January 25, 1985
Hometown: Cincinnati, OH
HS: LaSalle (Cincinnati, OH)
College: Cincinnati
NFL Experience: 10th Year
Draft Pick: D5b-07 (162nd overall) by Philadelphia

LONGEST CURRENT TENURED ATHLETES IN PHILADELPHIA

Ryan Howard (Phils) Sept 2004
Carlos Ruiz (Phils) May 2006
Jon Dorenbos (Eagles) Dec 2006
Brent Celek (Eagles) Sept 2007
Claude Giroux (Flyers) Feb 2008
Jason Peters (Eagles) Sept 2009

EAGLES ALL-TIME LEADERS IN RECEPTIONS

1. Harold Carmichael	589
2. Pete Retzlaff	452
3. Brian Westbrook	426
4. Pete Pihos	373
5. Brent Celek	371
Keith Byars	371
7. Mike Quick	363
8. DeSean Jackson	356

THREE-STEP DROP

Favorite businessperson: Elon Musk
Bucket list: Driving in a NASCAR race
First jerseys: Charles Woodson, Michigan and Jerome Bettis, Steelers
If he could play another sport, what team/position: Center, Cleveland Cavaliers
First job: A janitor in his uncle's motorcycle shop
Favorite musician: Guordan Banks
Favorite TV show: Nature documentaries narrated by David Attenborough

"I love players that sacrifice their personal statistics for the team and Celek leads the Eagles in that category."

- ESPN analyst Jon Gruden

One of the toughest and most reliable players in team history, Brent Celek does it all from the tight end position. He is a big target in the passing game, a relentless blocker and an unquestioned leader on the squad. Despite not being invited to the NFL Scouting Combine, Celek went on to become a 5th round pick in 2007 and developed into one of the most productive Eagle tight ends ever. He has also ingrained himself within the Philadelphia community with his philanthropic work and business acumen. After inking a new deal in 2016, Celek is signed through 2018.

CAREER HIGHLIGHTS

- Produced one of the most prolific seasons by an Eagles tight end in 2009, setting career highs in receptions (76), yards (971) and TDs (eight). These numbers were the second-highest single-season totals in team history in all three categories among tight ends. In addition, his yards and touchdown totals ranked fourth among all NFL tight ends
- Set a franchise playoff record with 10 catches, (83 yards and two TDs) in the NFC Championship game on 1/18/09 at Ari. His two TD receptions tied a team postseason record (Chad Lewis, Fred Barnett, Harold Carmichael)
- With 157 receiving yards vs. the Ravens on 9/16/12, Celek recorded the second-highest yardage output by a tight end in franchise history behind Pete Retzlaff's 204 yards vs. Was. on 11/14/65

BIRDSEED

- Founded in 2010, Celek's Take Flight Foundation has a primary goal of providing seriously ill and physically challenged children throughout Greater Philadelphia with daily support and life-changing experiences. For more information, log on to **brentcelek.org**
- Aimed to help fund the preservation of select National parks by donating 25% of profits, Celek's REVISIT partners with local designers and artisans to offer a fine line of goods, accessories and jewelry at **revisitproducts.com**
- Located on the cobblestone block of Front and Chestnut in Philadelphia, Celek's restaurant, Prime Stache, offers an extensive American bistro style menu and carefully selected craft beer and cocktails. **primestache.com**
- In 2014, Celek became the first NFL player to ever be named to *Philadelphia Business Journal's* "40 under 40" for his success in his multiple business ventures

87 TE | BRENT CELEK

CELEK'S CAREER STATISTICS

			RECEIVING					OFF SNAPS	
Year	Team	GP/GS	No	Yds	Avg	Lg	TD	No	Pct
2007	Philadelphia	16/4	16	178	11.1	29	1	NA	NA
2008	Philadelphia	16/7	27	318	11.8	44	1	NA	NA
2009	Philadelphia	16/15	76	971	12.8	47t	8	NA	NA
2010	Philadelphia	16/15	42	511	12.2	65t	4	NA	NA
2011	Philadelphia	16/16	62	811	13.1	73	5	NA	NA
2012	Philadelphia	15/14	57	684	12.0	34	1	862	76%
2013	Philadelphia	16/15	32	502	15.7	42	6	845	77%
2014	Philadelphia	16/15	32	340	10.6	37	1	815	69%
2015	Philadelphia	16/13	27	398	14.7	60	3	603	52%
Totals		**143/114**	**371**	**4713**	**12.7**	**73**	**30**	**---**	**---**
PLAYOFFS									
2008	Philadelphia	3/3	19	151	7.9	31t	3	NA	NA
2009	Philadelphia	1/1	3	59	19.7	26	0	NA	NA
2010	Philadelphia	1/1	2	25	12.5	16	0	NA	NA
2013	Philadelphia	1/1	2	16	8.0	24	0	41	71%
Totals		**6/6**	**26**	**251**	**9.7**	**31t**	**3**	**---**	**---**

100-YARD RECEIVING GAMES (8)

Yds	Date	Opponent	Rec.	TDs
157	9/16/12	vs. Baltimore (W)	8	0
156	12/18/11	vs. N.Y. Jets (W)	5	1
134	11/15/15	vs. Miami (L)	4	0
131	11/2/08	at Seattle (W)	6	0
121	12/27/09	vs. Denver (W)	4	1
116	11/10/14	vs. Carolina (W)	5	0
104	9/27/09	vs. Kansas City (W)	8	1
104	9/20/09	vs. New Orleans (L)	8	0

BIRDSEED - Cont.

- Admits getting snubbed for the combine in 2007 was a huge motivating factor for him. Said Celek: "It ticked me off, to be honest. I thought I would be drafted higher, but it just lit a fire under me that I will always carry."
- A friend of die-hard Eagles fan and CSNBC's Mad Money host Jim Cramer, the two met for the first time for dinner in 2009 and have regularly talked about football and finance ever since
- Acquired his desire to invest and research business ventures during his college classes at Cincinnati. "I would often get bored in class and sometimes just log onto the internet during class to research companies." ... Not much has changed today as Celek uses Flip Board to keep up with all the latest news and trends in business, style, entrepreneurship, architecture and design
- Brent's No. 1 fan is his grandfather, Ed, and vice versa. "We've been very close from when he was little on up," Ed said. Brent gave his grandfather the ball from his first touchdown catch in 2007. In fact, Prime Stache, contains a photo of Ed with a mustache on the menu

2015 HIGHLIGHTS

- Registered his 30th career TD catch at Det. (11/26)
- Posted 134 yards on 4 catches, including a 60-yard grab from Sam Bradford to set up the Eagles first TD vs. Mia (11/15). His 33.5 yards per catch was the most by an NFL tight end with 4+ catches since 1984 (Cincinnati's M.L. Harris, 37.0)
- Caught a 13-yard TD from Bradford vs. NO (10/11)
- Grabbed a 10-yard TD pass from Bradford at Was. (10/4) that tied the game in the third quarter

2015 GAME-BY-GAME STATISTICS

				RECEIVING					SNAPS	
Date	Opp	W/L	GP/GS	No	Yds	Avg	Lg	TD	No	Pct
Sep 14	at Atl	L	1/1	1	6	6.0	6	0	27	36%
Sep 20	Dal	L	1/1	0	0	0.0	0	0	31	50%
Sep 27	at NYJ	W	1/1	0	0	0.0	0	0	46	63%
Oct 4	at Was	L	1/0	1	10	10.0	10t	1	19	34%
Oct 11	NO	W	1/1	3	44	14.7	23	1	49	58%
Oct 19	NYG	W	1/0	0	0	0.0	0	0	41	53%
Oct 25	at Car	L	1/1	2	11	5.5	6	0	44	53%
Nov 8	at Dal	W	1/1	0	0	0.0	0	0	38	52%
Nov 15	Mia	L	1/1	4	134	33.5	60	0	58	60%
Nov 22	TB	L	1/1	7	79	11.3	18	0	47	66%
Nov 26	at Det	L	1/1	2	10	5.0	8	1	43	73%
Dec 6	at NE	W	1/1	1	16	16.0	16	0	37	61%
Dec 13	Buf	W	1/1	1	1	1.0	1	0	39	51%
Dec 20	Ari	L	1/1	2	31	15.5	21	0	27	42%
Dec 26	Was	L	1/0	1	18	18.0	18	0	26	32%
Jan 3	at NYG	W	1/1	2	38	19.0	24	0	31	47%
Totals			**16/13**	**27**	**398**	**14.7**	**60**	**3**	**603**	**52%**

CAREER HIGHS

Receptions	10	(12/28/10 vs. Min.)
	10	(1/18/09 at Ari., NFC-C)
Yards	157	(9/16/12 vs. Bal.)
Long	73	(12/18/11 vs. NYJ)
TDs	2	(1/18/09 at Ari., NFC-C)
	1	(30x - 11/26/15 at Det)

PERSONAL

- He and his wife, Celeste, reside in Philadelphia
- His parents, Steve and Debbie, own three hair salons and spas in Cincinnati named Paragon Salon
- Has two younger brothers, Garrett, who is a tight end for the San Francisco 49ers, and Tyler. Also has two younger sisters, Stephanie and Mackenzie.
- Brent and Garrett are one of eight brother combinations to both play in the NFL joining Keith and Kerry Cash, Daniel and Darren Fells, Billy and David Griggs ,Rob and Dan Gronkowski, Darryl and Gary Lewis, Ed and Irv Smith, and John and Mike Tice
- Grew up a fan of the Cincinnati Bengals as his family owned 10 season tickets. His favorite Bengal of all time is Boomer Esiason. Also enjoyed watching Notre Dame football
- Tries to model his game after one of the all-time great running backs. "I grew up watching Jerome Bettis and loved the way he played. He was a beast, the first guy never took him down. When I have the ball in my hands, I try to be like him. That's my mindset."
- Began playing football in the 2nd grade as a fullback for Our Lady of Visitation in Cincinnati

87 TE | BRENT CELEK

- Hobbies include reading murder mysteries and books regarding the stock market, as well as playing tennis and basketball
- Twitter: **@BrentCelek**; Instagram: **@brentcelek**
- A two-time all-district and all-league selection at LaSalle HS. Also lettered in track and field (shotput and discus)

2014 HIGHLIGHTS

- Caught a 1-yard touchdown pass from QB Mark Sanchez in win at NYG (12/28)
- Marked his seventh-career 100-yard game when he finished with season highs of 116 yards and five catches in a Monday night victory vs. Car. (11/10)

2013 HIGHLIGHTS

- Led the team in receiving yards (71) on three receptions at Dal. (12/29), including a 14-yard TD catch from QB Nick Foles
- Posted three receptions for 58 yards, including a 10-yard TD grab from Foles vs. Chi. (12/22)
- Hauled in a 1-yard touchdown pass from Foles vs. Ari. (12/1), moving past Chad Lewis and into second place all-time among Eagles tight ends in touchdowns with 24
- Scored on a 2-yard touchdown from Foles at Oak. (11/3)
- Helped the Eagles pull away with a victory in his 100th NFL game at NYG (10/6) after hauling in a crucial 25-yard TD pass from Foles in the fourth quarter to put the team up 29-21
- Caught a 28-yard TD pass from QB Michael Vick at Was. (9/9)

2012 HIGHLIGHTS

- Passed John Spagnola for second place on the Eagles all-time list among tight ends in receptions with 3 catches vs. Dal. (11/11)
- Capped off a 17-play, 79-yard drive in the fourth quarter at Pit. (10/7) with a then-go-ahead TD on a 2-yard pass from Vick. With three catches on the day, moved past Keith Jackson (244) and into third place all-time among Eagles TEs. Also tied Jackson for fourth place all-time in touchdowns among TEs
- With 65 yards at Cle. (9/9), moved past Spagnola to rank second among all Eagles tight ends in career receiving yards

2011 HIGHLIGHTS

- Ranked tied for first on the team in receiving TDs (five), second in receptions (62) and third in yards (811)
- Celek (811), Jeremy Maclin (859) and DeSean Jackson (961) were the first trio of Eagles receivers in franchise history to each post 800+ receiving yards in the same season
- Named to *USA Today's* 2011 All-Joe Team
- Scored a touchdown in the final three games of the season, marking the second time in his career he caught a TD in three consecutive games

2011 YAC TEs	
Rob Gronkowski, NE	668
Aaron Hernandez, NE	534
Brent Celek, Phi.	**500**
Jimmy Graham, NO	485
Fred Davis, Was.	361

- Hauled in six passes for 86 yards and a touchdown vs. Was. (1/1)
- Amassed a then-career-high 156 yards and a TD vs. NYJ (12/18)
- Led the team with seven catches for 60 yards for the second straight week vs. Chi. (11/7)
- Caught a team-high seven passes for 94 yards and a score vs. Dal. (10/30)
- Scored his first touchdown of the season on a third-down conversion after taking a screen pass from Vick and running seven yards into the endzone at Was. (10/16)

2010 HIGHLIGHTS

- Set a regular season career high with 10 catches for a season-high 97 yards vs. Min. (12/28)
- Snared a then-career-long 65-yard TD pass from Michael Vick in the fourth quarter at NYG (12/19), putting the score to 31-17 and sparking an epic comeback victory for the Eagles as they went on to score 28 unanswered points on their way to a 38-31 win
- Caught a pass from Vick, contorted his body and stretched out to convert a crucial third-and-19 on the Texans 5-yard line in the fourth quarter vs. Hou. (12/2). Two plays later the Eagles scored a touchdown to go up 34-24, sealing the win. Posted four receptions for 55 yards overall
- Caught a 30-yard touchdown pass from Vick on fourth-and-10 in the fourth quarter at Chi. (11/28)
- Hauled in touchdown passes from QB Kevin Kolb in back-to-back games at SF (10/10) and vs. Was. (10/3)

2009 HIGHLIGHTS

- Produced one of the most prolific seasons by an Eagles tight end, setting career highs in receptions (76), yards (971) and TDs (eight). These numbers were the second-highest, single-season totals in team history in all three categories among tight ends
- Celek (24 years old), Jeremy Maclin (21) and DeSean Jackson (23) became the first trio of teammates age 24-years-old-or-younger in NFL history to each post 50+ catches, 750+ yards and 4+ touchdowns in a season in 2009. Additionally, Celek and Jackson became the first duo in team history to compile 900+ receiving yards in the same season
- Was named to *USA Today's* 2009 All-Joe Team, which honors the NFL players whose work doesn't necessarily garner headlines but is integral to the success of their football team
- Led the team with 121 receiving yards and a touchdown vs. Den. (12/27), which marked his third 100-yard game of the season. Also caught a then-career-long 47-yard TD pass from McNabb
- Notched a touchdown reception in three consecutive games (vs. NYG on 11/1; vs. Dal on 11/8; at SD on 11/15)
- Notched two straight 100-yard receiving games (104 vs. NO - 9/20; 104 vs. KC - 9/27), becoming the first Eagles tight end to do so since Pete Retzlaff in 1965
- Along with DeSean Jackson became the first Eagles duo to each eclipse 100 receiving yards in two-straight games (9/20, 9/27) since Pete Pihos and Bobby Walston in 1953 (11/8, 11/15)
- Recorded 104 yards and one TD (QB Kevin Kolb) vs. KC (9/27)

2008 HIGHLIGHTS

- Set a franchise playoff record with 10 catches and added 83 yards and two TDs in the NFC Championship game at Ari. (1/18). Eclipsed the previous record of nine catches set by Terrell Owens (2/6/05 vs. NE) and Keith Byars (12/31/89 vs. LA Rams and 12/31/88 at Chi.)
- Caught his first-career playoff TD in the fourth quarter of a win (NFC-D) at NYG (1/11)
- Led the team with six receptions and had 56 yards in a playoff win (NFC-WC) at Min. (1/4)
- Hauled in a TD from McNabb of a win vs. Dal. (12/28)
- Had a career day in a win at Sea. (11/2), catching six passes for 131 yards and a 44-yard long, all career highs at the time. His 131-yard performance was the best by an Eagles tight end in the regular season since 11/28/65, when Pete Retzlaff gained 148 yards at StL

87 TE | BRENT CELEK

2007 HIGHLIGHTS

- Snagged a two-yard pass from QB Donovan McNabb for his first career TD vs. Buf. (12/30)
- Set a then-career-high in yards (50) while playing nearly the whole game at TE at Dal. (12/16), after injuries sidelined L.J. Smith and Matt Schobel

COLLEGE HIGHLIGHTS

- Finished his career ranked third on the school's all-time list among TEs in catches (91) and TDs (14), while amassing 1,135 yards
- Led all Big East TEs in receptions and yards (35-481), while adding three TDs as a senior
- Finished career with a streak of 25-straight games with a catch
- Posted 32-361-3TDs as a junior and garnered 2nd-team All-Conference USA honors as a sophomore with a school-record eight TDs as a TE

INJURY HISTORY

- Rendered inactive vs. Cin. (12/13/12) with a concussion suffered in the first quarter at TB (12/9/12)
- Underwent successful surgery on 1/8/08 to repair the labrum in his right shoulder

TRANSACTIONS

2007	Drafted by PHI in 5th round ... signed 4-year contract
12/1/09	Signed by PHI to a 6-year contract extension through 2016
1/29/16	Signed 3-year contract through 2018

2007 GAME-BY-GAME STATISTICS

				RECEIVING					SNAPS	
Date	Opp	W/L	GP/GS	No	Yds	Avg	Lg	TD	No	Pct
Sep 9	at GB	L	1/0	0	0	0.0	0	0	NA	NA
Sep 17	Was	L	1/0	0	0	0.0	0	0	NA	NA
Sep 23	Det	W	1/0	0	0	0.0	0	0	NA	NA
Sep 30	at NYG	L	1/0	3	31	10.3	15	0	NA	NA
Oct 14	at NYJ	W	1/0	2	14	7.0	10	0	NA	NA
Oct 21	Chi	L	1/1	1	8	8.0	8	0	NA	NA
Oct 28	at Min	W	1/0	0	0	0.0	0	0	NA	NA
Nov 4	Dal	L	1/0	1	6	6.0	6	0	NA	NA
Nov 11	at Was	W	1/0	0	0	0.0	0	0	NA	NA
Nov 18	Mia	W	1/0	0	0	0.0	0	0	NA	NA
Nov 25	at NE	L	1/1	0	0	0.0	0	0	NA	NA
Dec 2	Sea	L	1/0	1	16	16.0	16	0	NA	NA
Dec 9	NYG	L	1/0	0	0	0.0	0	0	NA	NA
Dec 16	at Dal	W	1/0	3	50	16.7	29	0	NA	NA
Dec 23	at NO	W	1/1	2	35	17.5	29	0	NA	NA
Dec 30	Buf	W	1/1	3	18	6.0	11	1	NA	NA
Totals			**16/4**	**16**	**178**	**11.1**	**29**	**1**	**NA**	**NA**

2008 GAME-BY-GAME STATISTICS

				RECEIVING					SNAPS	
Date	Opp	W/L	GP/GS	No	Yds	Avg	Lg	TD	No	Pct
Sep 7	StL	W	1/0	2	15	7.5	9	0	NA	NA
Sep 15	at Dal	L	1/0	1	19	19.0	19	0	NA	NA
Sep 21	Pit	W	1/0	0	0	0.0	0	0	NA	NA
Sep 28	at Chi	L	1/1	3	21	7.0	9	0	NA	NA
Oct 5	Was	L	1/0	0	0	0.0	0	0	NA	NA
Oct 12	at SF	W	1/0	0	0	0.0	0	0	NA	NA
Oct 26	Atl	W	1/1	2	28	14.0	20	0	NA	NA
Nov 2	at Sea	W	1/1	6	131	21.8	44	0	NA	NA
Nov 9	NYG	L	1/0	0	0	0.0	0	0	NA	NA
Nov 16	at Cin	T	1/0	3	25	8.3	11	0	NA	NA
Nov 23	at Bal	L	1/1	3	26	8.7	10	0	NA	NA
Nov 27	Ari	W	1/0	1	6	6.0	6	0	NA	NA
Dec 7	at NYG	W	1/1	0	0	0.0	0	0	NA	NA
Dec 15	Cle	W	1/1	2	9	4.5	8	0	NA	NA
Dec 21	at Was	L	1/0	1	8	8.0	8	0	NA	NA
Dec 28	Dal	W	1/1	3	30	10.0	20	1	NA	NA
Totals			**16/7**	**27**	**318**	**11.8**	**44**	**1**	**NA**	**NA**
PLAYOFFS										
Jan 4	at Min	W	1/1	6	56	9.3	19	0	NA	NA
Jan 11	at NYG	W	1/1	3	12	4.0	6	1	NA	NA
Jan 18	at Ari	L	1/1	10	83	8.3	31t	2	NA	NA
Totals			**3/3**	**19**	**151**	**7.9**	**31t**	**3**	**NA**	**NA**

2009 GAME-BY-GAME STATISTICS

				RECEIVING					SNAPS	
Date	Opp	W/L	GP/GS	No	Yds	Avg	Lg	TD	No	Pct
Sep 13	at Car	W	1/1	6	37	6.2	9t	1	NA	NA
Sep 20	NO	L	1/1	8	104	13.0	26	0	NA	NA
Sep 27	KC	W	1/1	8	104	13.0	35t	1	NA	NA
Oct 11	TB	W	1/1	4	58	14.5	38	0	NA	NA
Oct 18	at Oak	L	1/1	4	75	18.8	42	0	NA	NA
Oct 26	at Was	W	1/1	3	8	2.7	6	0	NA	NA
Nov 1	NYG	W	1/1	4	61	15.3	20	1	NA	NA
Nov 8	Dal	L	1/1	3	39	13.0	20	1	NA	NA
Nov 15	at SD	L	1/1	6	47	7.8	17	1	NA	NA
Nov 22	at Chi	W	1/1	4	35	8.8	21	0	NA	NA
Nov 29	Was	W	1/0	4	33	8.3	15	0	NA	NA
Dec 6	at Atl	W	1/1	2	16	8.0	11	1	NA	NA
Dec 13	at NYG	W	1/1	5	64	12.8	23	1	NA	NA
Dec 20	SF	W	1/0	4	73	18.3	43	0	NA	NA
Dec 27	Den	W	1/1	4	121	30.3	47t	1	NA	NA
Jan 3	at Dal	L	1/1	7	96	13.7	25	0	NA	NA
Totals			**16/15**	**76**	**971**	**12.8**	**47t**	**8**	**NA**	**NA**
PLAYOFFS										
Jan 9	at Dal	L	1/1	3	59	19.7	26	0	NA	NA
Totals			**1/1**	**3**	**59**	**19.7**	**26**	**0**	**NA**	**NA**

87 TE | BRENT CELEK

2010 GAME-BY-GAME STATISTICS

				RECEIVING					SNAPS	
Date	Opp	W/L	GP/GS	No	Yds	Avg	Lg	TD	No	Pct
Sep 12	GB	L	1/1	2	32	16.0	27	0	NA	NA
Sep 19	at Det	W	1/1	3	27	9.0	11	0	NA	NA
Sep 26	at Jax	W	1/1	4	42	10.5	21	0	NA	NA
Oct 3	Was	L	1/1	3	27	9.0	12	1	NA	NA
Oct 10	at SF	W	1/1	3	47	15.7	32	1	NA	NA
Oct 17	Atl	W	1/1	4	46	11.5	24	0	NA	NA
Oct 24	at Ten	L	1/1	2	8	4.0	4	0	NA	NA
Nov 7	Ind	W	1/1	0	0	0.0	0	0	NA	NA
Nov 15	at Was	W	1/1	2	8	4.0	7	0	NA	NA
Nov 21	NYG	W	1/1	0	0	0.0	0	0	NA	NA
Nov 28	at Chi	L	1/0	3	50	16.7	30t	1	NA	NA
Dec 2	Hou	W	1/1	4	55	13.8	20	0	NA	NA
Dec 12	at Dal	W	1/1	0	0	0.0	0	0	NA	NA
Dec 19	at NYG	W	1/0	2	72	36.0	65t	1	NA	NA
Dec 28	Min	L	1/1	10	97	9.7	22	0	NA	NA
Jan 2	Dal	L	1/0	0	0	0.0	0	0	NA	NA
Totals			**16/15**	**42**	**511**	**12.2**	**65t**	**4**	**NA**	**NA**
PLAYOFFS										
Jan 9	GB	L	1/1	2	25	12.5	16	0	NA	NA
Totals			**1/1**	**2**	**25**	**12.5**	**16**	**0**	**NA**	**NA**

2011 GAME-BY-GAME STATISTICS

				RECEIVING					SNAPS	
Date	Opp	W/L	GP/GS	No	Yds	Avg	Lg	TD	No	Pct
Sep 11	at StL	W	1/1	1	13	13.0	13	0	NA	NA
Sep 18	at Atl	L	1/1	4	43	10.8	24	0	NA	NA
Sep 25	NYG	L	1/1	2	9	4.5	6	0	NA	NA
Oct 2	SF	L	1/1	1	2	2.0	2	0	NA	NA
Oct 9	at Buf	L	1/1	1	6	6.0	6	0	NA	NA
Oct 16	at Was	W	1/1	4	42	10.5	21	1	NA	NA
Oct 30	Dal	W	1/1	7	94	13.4	22	1	NA	NA
Nov 7	Chi	L	1/1	7	60	8.6	21	0	NA	NA
Nov 13	Ari	L	1/1	4	53	13.3	20	0	NA	NA
Nov 20	at NYG	W	1/1	6	60	10.0	18	0	NA	NA
Nov 27	NE	L	1/1	5	75	15.0	24	0	NA	NA
Dec 1	at Sea	L	1/1	3	21	7.0	11	0	NA	NA
Dec 11	at Mia	W	1/1	4	39	9.8	11	0	NA	NA
Dec 18	NYJ	W	1/1	5	156	31.2	73	1	NA	NA
Dec 24	at Dal	W	1/1	2	52	26.0	39	1	NA	NA
Jan 1	Was	W	1/1	6	86	14.3	30	1	NA	NA
Totals			**16/16**	**62**	**811**	**13.1**	**73**	**5**	**NA**	**NA**

2012 GAME-BY-GAME STATISTICS

				RECEIVING					SNAPS	
Date	Opp	W/L	GP/GS	No	Yds	Avg	Lg	TD	No	Pct
Sep 9	at Cle	W	1/1	4	65	16.3	28	0	88	94%
Sep 16	Bal	W	1/1	8	157	19.6	28	0	75	95%
Sep 23	at Ari	L	1/1	2	36	18.0	34	0	54	84%
Sep 30	NYG	W	1/1	4	57	14.3	27	0	63	91%
Oct 7	at Pit	L	1/1	3	9	3.0	5	1	54	95%
Oct 14	Det	L	1/1	4	33	8.3	11	0	70	85%
Oct 28	Atl	L	1/1	3	32	10.7	16	0	54	86%
Nov 5	at NO	L	1/1	5	47	9.4	14	0	73	92%
Nov 11	Dal	L	1/1	3	31	10.3	17	0	68	87%
Nov 18	at Was	L	1/1	5	42	8.4	22	0	56	75%
Nov 26	Car	L	1/1	2	19	9.5	16	0	43	86%
Dec 2	at Dal	L	1/1	7	73	10.4	19	0	55	87%
Dec 9	at TB	W	1/1	1	1	1.0	1	0	1	1%
Dec 13	Cin	L	0/0	INACTIVE (CONCUSSION)						
Dec 23	Was	L	1/1	3	39	13.0	17	0	60	79%
Dec 30	at NYG	L	1/1	3	43	14.3	28	0	48	73%
Totals			**15/15**	**57**	**684**	**12.0**	**34**	**1**	**862**	**76%**

2013 GAME-BY-GAME STATISTICS

				RECEIVING					SNAPS	
Date	Opp	W/L	GP/GS	No	Yds	Avg	Lg	TD	No	Pct
Sep 9	at Was	W	1/1	2	56	28.0	28t	1	66	83%
Sep 15	SD	L	1/1	0	0	0.0	0	0	54	92%
Sep 19	KC	L	1/1	2	18	9.0	16	0	60	92%
Sep 29	at Den	L	1/1	3	57	19.0	27	0	51	72%
Oct 6	at NYG	W	1/1	3	47	15.7	25t	1	64	79%
Oct 13	at TB	W	1/1	1	10	10.0	10	0	48	71%
Oct 20	Dal	L	1/0	1	9	9.0	9	0	55	69%
Oct 27	NYG	L	1/1	2	17	8.5	9	0	40	66%
Nov 3	at Oak	W	1/1	3	27	9.0	24	1	39	66%
Nov 10	at GB	W	1/1	1	7	7.0	7	0	50	82%
Nov 17	Was	W	1/0	1	42	42.0	42	0	44	67%
Dec 1	Ari	W	1/1	4	29	7.3	16	1	64	82%
Dec 8	Det	W	1/1	2	29	14.5	27	0	67	89%
Dec 15	at Min	L	1/1	1	25	25.0	25	0	31	45%
Dec 22	Chi	W	1/1	3	58	19.3	24	1	58	91%
Dec 29	at Dal	W	1/1	3	71	23.7	25	1	54	81%
Totals			**16/15**	**32**	**502**	**15.7**	**42**	**6**	**845**	**77%**
PLAYOFFS										
Jan 4	NO	L	1/1	2	16	8.0	24	0	41	71%
Totals			**1/1**	**2**	**16**	**8.0**	**24**	**0**	**41**	**71%**

87 TE | BRENT CELEK

2014 GAME-BY-GAME STATISTICS										
				RECEIVING					SNAPS	
Date	Opp	W/L	GP/GS	No	Yds	Avg	Lg	TD	No	Pct
Sep 7	Jax	W	1/1	3	15	5.0	12	0	59	68%
Sep 15	at Ind	W	1/1	0	0	0.0	0	0	46	68%
Sep 21	Was	W	1/1	0	0	0.0	0	0	46	63%
Sep 28	at SF	L	1/1	0	0	0.0	0	0	36	60%
Oct 5	StL	W	1/1	3	15	5.0	8	0	58	79%
Oct 12	NYG	W	1/1	4	45	11.3	24	0	56	78%
Oct 26	at Ari	L	1/1	2	8	4.0	6	0	66	72%
Nov 2	at Hou	W	1/1	2	7	3.5	4	0	64	77%
Nov 10	Car	W	1/1	5	116	23.2	37	0	36	58%
Nov 16	at GB	L	1/1	1	11	11.0	11	0	52	67%
Nov 23	Ten	W	1/0	5	48	9.6	15	0	67	77%
Nov 27	at Dal	W	1/1	1	7	7.0	7	0	62	81%
Dec 7	Sea	L	1/1	0	0	0.0	0	0	29	63%
Dec 14	Dal	L	1/1	4	52	13.0	23	0	34	62%
Dec 20	at Was	L	1/1	1	15	15.0	15	0	56	62%
Dec 28	at NYG	W	1/1	1	1	1.0	1t	1	48	66%
Totals			**16/15**	**32**	**340**	**10.6**	**37**	**1**	**815**	**69%**

91 DT | FLETCHER COX

VITALS

Height: 6-4
Weight: 310
Date Of Birth: December 13, 1990
Hometown: Yazoo City, MS
HS: Yazoo City
College: Mississippi State
NFL Experience: 5th Year
Draft Pick: D1-12 (12th overall) by Philadelphia

MOST SACKS INTERIOR DL

EAGLES HISTORY

Andy Harmon	39.5
Ken Clarke	32.5
Corey Simon	32.0
Jerome Brown	29.5
Darwin Walker	27.5
Fletcher Cox	22.0

2015 EAGLES TEAM LEADER

SACKS (9.5)
TACKLES FOR LOSS (16.5)
QB HURRIES (32)
FORCED FUMBLES (3)

THREE-STEP DROP

If he could play another sport, what position/team: First baseman for the NY Yankees
Three favorite throwback jerseys: Michael Jordan, Bulls; Ronnie Lott, 49ers; Ken Griffey, Jr., Reds
Best player ever lined up against: Tyron Smith
First jersey owned: LaDanian Tomlinson, Chargers
Favorite athlete growing up: Jeremiah Trotter
Nickname: Bug Eye
Favorite meal: Mom's baked beans, mac and cheese, grilled chicken and pork chops

Pro Bowls: 2016

A powerful and disruptive force, Fletcher Cox has established himself as one of the league's best defensive players after the Eagles traded up three spots in the 2012 draft to take him with the 12th overall selection. Cox was named to his first Pro Bowl in 2015 after being named 2nd team All-Pro in 2014. He inked a lucrative, six-year contract extension on June 16, 2016 that will keep him in Philadelphia through 2022.

CAREER HIGHLIGHTS

- Earned his first Pro Bowl berth in 2015 after posting career highs in sacks (9.5) and tackles (104)
- Voted by his teammates as the team's Ed Block Courage award winner in 2015
- Named second-team All-Pro by *The Associated Press* in 2014
- Was named to PFWA's all-rookie team in 2012
- His 5.5 sacks in 2012 tied for team lead and tied for fifth among rookies and all NFL defensive tackles

BIRDSEED

- Claims the biggest influence on his life and career is his late older brother, Shaddrick, who passed away during the 2015 offseason. Said Cox, "He was my father figure. I always looked up to him, especially for decision making. He always taught me about doing the right things and being successful in life. I try to emulate him every day. He taught me my love for cars"
- Also credits his high school guidance counselor, Christie Cater, and his high school position coach, Kyle Wallace, for his success. "Coach Wallace picked me up every day for summer workouts. He pushed me to my limits"
- Grew up in a small town of Yazoo, MS, which has a population of less than 30,000 people. "It was a big adjustment for me," said Cox, whose graduating class was just 100 people. "When I first got here, I would walk around the city or anywhere and was just amazed at how fast things moved. I ended up loving it. I do like the quiet I get back home"

2015 HIGHLIGHTS

- His 104 tackles, 9.5 sacks and 3 forced fumbles were all career highs en route to his first career Pro Bowl selection. His sack total was the most by an Eagles interior defensive lineman since Corey Simon had 9.5 in 2000
- Posted 2 sacks among his 9 tackles vs. Was (12/26)
- On his 25th birthday vs. Buf. (12/13), had 8 tackles, including a sack of Tyrod Taylor and a 10-yard tackle for a loss vs. LeSean McCoy late in the 4th quarter with the score tied, 20-20
- Was credited with 8 QB pressures at NE (12/6)
- Sacked and forced a fumble of Eli Manning vs. NYG (10/19)
- Earned first-career NFC Defensive player of the week honors vs. NO (10/11) as he became the first Eagle ever and first NFL player since 2007 to record three sacks, two forced fumbles and one fumble recovery in a game. The three sacks were a career high. His two forced fumbles resulted in 9 points

91 DT | FLETCHER COX

COX'S CAREER STATISTICS																	
			TACKLES					PASS DEFENSE					FUMBLES			DEF SNAPS	
Year	Team	GP/GS	Total	Solo	Asst	TFL	Sacks	Int	Yards	Lg	TD	KD	FF	FR	Yards	Played	Pct
2012	Philadelphia	15/9	65	46	19	7.0	5.5	0	0	--	0	2	0	0	0	509	49%
2013	Philadelphia	16/16	66	44	22	1.0	3.0	0	0	--	0	3	0	1	3	882	73%
2014	Philadelphia	16/16	70	59	11	7.0	4.0	0	0	--	0	0	1	3	21	921	80%
2015	Philadelphia	16/16	104	80	24	16.5	9.5	0	0	--	0	0	3	2	0	983	81%
Totals		**63/57**	**305**	**229**	**76**	**31.5**	**22.0**	**0**	**0**	**--**	**0**	**5**	**4**	**6**	**24**	**---**	**---**
PLAYOFFS																	
2013	Philadelphia	1/1	3	3	0	0.0	0.0	0	0	--	0	0	0	0	0	61	85%
Totals		**1/1**	**3**	**3**	**0**	**0.0**	**0.0**	**0**	**0**	**--**	**0**	**0**	**0**	**0**	**0**	**---**	**---**

CAREER HIGHS		
Tackles	13	12/7/14 vs. Sea
Sacks	3	10/11/15 vs. NO
Forced Fumbles	2	10/11/15 vs. NO

TOUCHDOWNS
17-yard fumble return vs. Jax (9/7/14)

2015 GAME-BY-GAME STATISTICS													
Date	Opp	W/L	GP/GS	S	A	TT	Sac	Hur	KD	FF	FR	Snaps	Pct
Sep 14	at Atl	L	1/1	3	1	4	1.0	1	0	0	0	69	90%
Sep 20	Dal	L	1/1	5	2	7	0.0	2	0	0	1	68	80%
Sep 27	at NYJ	W	1/1	2	3	5	0.0	4	0	0	0	62	78%
Oct 4	at Was	L	1/1	4	3	7	0.0	1	0	0	0	73	87%
Oct 11	NO	W	1/1	9	0	9	3.0	0	0	2	1	46	67%
Oct 19	NYG	W	1/1	4	2	6	1.0	0	0	1	0	56	82%
Oct 25	at Car	L	1/1	3	1	4	0.0	1	0	0	0	52	85%
Nov 8	at Dal	W	1/1	3	2	5	0.0	3	0	0	0	65	83%
Nov 15	Mia	L	1/1	4	3	7	0.5	3	0	0	0	59	88%
Nov 22	TB	L	1/1	5	3	8	0.0	1	0	0	0	59	76%
Nov 26	at Det	L	1/1	8	0	8	0.0	1	0	0	0	52	72%
Dec 6	at NE	W	1/1	2	0	2	0.0	8	0	0	0	66	74%
Dec 13	Buf	W	1/1	8	0	8	1.0	3	0	0	0	60	81%
Dec 20	Ari	L	1/1	6	1	7	1.0	1	0	0	0	59	78%
Dec 26	Was	L	1/1	8	1	9	2.0	3	0	0	0	64	85%
Jan 3	at NYG	W	1/1	6	2	8	0.0	0	0	0	0	73	87%
Totals			**16/16**	**80**	**24**	**104**	**9.5**	**32**	**0**	**3**	**2**	**983**	**81%**

2015 HIGHLIGHTS - Cont.

- Recovered a fumble of Tony Romo vs. Dal. (9/20) that was forced by Jordan Hicks
- Sacked QB Matt Ryan at Atl. (9/14)

PERSONAL

- Owns two pitbulls named Debow and Nina
- Played at Yazoo City HS (MS) and recorded 104 total tackles, including 10 sacks, as a senior. Also had one interception and a fumble recovery
- As a junior, notched 103 total tackles, including 11 sacks, and recorded two INTs, one of which he returned for a touchdown
- Also played basketball and participated in track in the second leg of the 4x100 team
- Began playing football at Woolfolk Middle School as a defensive end and guard
- Twitter: **@fcoxx_91**; Instagram: **@fcoxx_91**
- Son of Melissa Cox, who works at a Nissan dealership. His older brother, Shaddrick, passed away during the 2015 offseason. Has two sisters, Fantasia and Nakeia

THE MECHANIC

One of Fletcher's passions off the field is fixing up old cars. In fact, he believes he'd most likely work as a mechanic if he wasn't playing football. "I didn't have a much a choice. It runs in the family,"said Cox, who now has his own drag racing team using a 1991 Ford Mustang drag radial which is driven by Shawn Ayers. The team competes in professional events around the country.

NFL PLAYER OF THE WEEK HONORS	
NFC Defensive Player of the Week	**10/11/15 vs. New Orleans**

91 DT | FLETCHER COX

2014 HIGHLIGHTS

- Earned second-team All-Pro by *The Associated Press* and All-NFC honors from the PFWA
- Tied for 4th on the team with a career-high 70 tackles, including four sacks. He also had 14 quarterback hurries and tied for first with three fumble recoveries
- Dropped Robert Griffin III for a sack at Was. (12/20)
- Recorded a career-high 13 tackles (11 solo) vs. Sea. (12/7)
- Brought down Tony Romo for a sack at Dal. (11/27)
- Sacked Zach Mettenberger vs. Ten. (11/23)
- Notched sack vs. Car. (11/10) when he dropped Cam Newton
- Recovered a fumble vs. StL (10/5) after DE Vinny Curry stripped Rams QB Austin Davis
- Forced the first fumble of his career, which was recovered by LB DeMeco Ryans and led to an Eagles touchdown at Ind. (9/15)
- Scored the first touchdown of his career on a 17-yard fumble return, sealing a victory vs. Jax. (9/7)

2013 HIGHLIGHTS

- Led the team with 21 QB pressures and finished the season with 66 tackles (44 solo)
- According to Pro Football Focus, finished the year ranked second among all 3-4 DEs with 39 QB hurries
- Recovered a fumble of QB Robert Griffin III deep in Philadelphia territory vs. Was. (11/17), which thwarted a Redskins drive and led to an Eagles FG on the ensuing possession
- Recorded a sack of Giants QB Eli Manning vs. NYG (10/27)
- Posted a sack of Chiefs QB Alex Smith and recorded a tackle for a loss vs. KC (9/19)
- Notched a sack of Robert Griffin III at Was. (9/9)

2012 HIGHLIGHTS

- Was named to PFWA's all-rookie team
- His 5.5 sacks tied for the team lead and also tied for fifth among all rookies and all NFL defensive tackles
- His sack total also tied for the third-most ever by an Eagles rookie and the second-most by a rookie DT (Corey Simon - 9.5 in 2000)
- Led all Eagles defensive linemen with 65 tackles (46 solo) and ranked fourth with 24 QB hurries
- Had 4.5 sacks in his last seven games, including 1.5 of Andy Dalton vs. Cin. (12/13), marking his first-career multi-sack game
- Sacked Josh Freeman at TB (12/9)
- Brought down Robert Griffin III at Was. (11/18) for a sack and posted a team-high 10 tackles (eight solo)
- Registered a sack and six hurries of Tony Romo vs. Dal. (11/11)
- Made the first start of his career vs. Atl. (10/28) and led the defensive line with a then-career-high 11 tackles (six solo)
- Recorded a sack in first pro game when he took down Brandon Weeden at Cle. (9/9) in the season opener

2012 GAME-BY-GAME STATISTICS

Date	Opp	W/L	GP/GS	S	A	TT	Sac	Hur	KD	FF	FR	Snaps	Pct
Sep 9	at Cle	W	1/0	4	1	5	1.0	2	0	0	0	28	46%
Sep 16	Bal	W	1/0	5	1	6	0.0	4	1	0	0	50	72%
Sep 23	at Ari	L	1/0	0	3	3	0.0	1	0	0	0	31	50%
Sep 30	NYG	W	1/0	3	1	4	0.0	5	0	0	0	43	63%
Oct 7	at Pit	L	1/0	3	1	4	0.0	0	0	0	0	45	62%
Oct 14	Det	L	1/0	0	1	1	0.0	2	0	0	0	31	40%
Oct 28	Atl	L	1/1	6	5	11	0.0	0	1	0	0	44	59%
Nov 5	at NO	L	1/1	3	1	4	0.0	0	0	0	0	25	45%
Nov 11	Dal	L	1/1	1	1	2	1.0	6	0	0	0	33	61%
Nov 18	at Was	L	1/1	8	2	10	1.0	0	0	0	0	30	57%
Nov 26	Car	L	1/1	1	0	1	0.0	0	0	0	0	5	7%
Dec 2	at Dal	L	1/1	0	0	0	0.0	0	0	0	0	20	31%
Dec 9	at TB	W	1/1	5	0	5	1.0	1	0	0	0	50	69%
Dec 13	Cin	L	1/1	5	1	6	1.5	2	0	0	0	49	63%
Dec 23	Was	L	1/1	2	1	3	0.0	1	0	0	0	25	47%
Dec 30	at NYG	W	0/0	INACTIVE (CONCUSSION)									
Totals			**15/9**	**46**	**19**	**65**	**5.5**	**24**	**2**	**0**	**0**	**509**	**49%**

2013 GAME-BY-GAME STATISTICS

Date	Opp	W/L	GP/GS	S	A	TT	Sac	Hur	KD	FF	FR	Snaps	Pct
Sep 9	at Was	W	1/1	3	2	5	1.0	1	0	0	0	54	72%
Sep 15	SD	L	1/1	2	3	5	0.0	2	0	0	0	64	77%
Sep 19	KC	L	1/1	4	1	5	1.0	1	0	0	0	61	74%
Sep 29	at Den	L	1/1	1	2	3	0.0	1	0	0	0	46	63%
Oct 6	at NYG	W	1/1	2	1	3	0.0	1	0	0	0	52	71%
Oct 13	at TB	W	1/1	2	1	3	0.0	5	1	0	0	53	74%
Oct 20	Dal	L	1/1	1	2	3	0.0	2	0	0	0	59	77%
Oct 27	NYG	L	1/1	5	1	6	1.0	2	0	0	0	63	85%
Nov 3	at Oak	W	1/1	2	1	3	0.0	1	0	0	0	55	58%
Nov 10	at GB	W	1/1	5	2	7	0.0	1	0	0	0	62	78%
Nov 17	Was	W	1/1	5	1	6	0.0	2	1	0	1	61	74%
Dec 1	Ari	W	1/1	1	2	3	0.0	1	0	0	0	57	80%
Dec 8	Det	W	1/1	2	2	4	0.0	0	1	0	0	44	76%
Dec 15	at Min	L	1/1	7	1	8	0.0	1	0	0	0	63	84%
Dec 22	Chi	W	1/1	1	0	1	0.0	0	0	0	0	37	57%
Dec 29	at Dal	W	1/1	1	0	1	0.0	0	0	0	0	51	77%
Totals			**16/16**	**44**	**22**	**66**	**3.0**	**21**	**3**	**0**	**1**	**882**	**73%**
PLAYOFFS													
Jan 4	NO	L	1/1	3	0	3	0.0	0	0	0	0	61	85%
Totals			**1/1**	**3**	**0**	**3**	**0.0**	**0**	**0**	**0**	**0**	**61**	**85%**

2012 ROOKIE SACK LEADERS

1	Bruce Irvin (Sea)	8.0
2t	Chandler Jones (NE)	6.0
	Whitney Mercilus (Hou)	6.0
	Derek Wolfe (Den)	6.0
5t	Fletcher Cox, 3 others	5.5

EAGLES ROOKIE SACKS

1	Corey Simon (2000)	9.5
2	Derrick Burgess (2001)	6.0
3t	Fletcher Cox (2012)	5.5
	Mike Mumula (1995)	5.5
5	Trent Cole (2005)	5.0

91 DT | FLETCHER COX

COLLEGE HIGHLIGHTS

- Finished his career with 114 total tackles (53 solo), 24.5 tackles for a loss and 8.5 sacks in 36 games (27 starts) during his three-year career at Mississippi State
- Also blocked five kicks during his career
- Earned first-team All-SEC honors as a junior in 2011 after setting career-highs with 56 tackles (26 solo), 14.5 tackles for a loss and five sacks. Also blocked two kicks
- Played in 12 games (11 starts) during his sophomore campaign, posting 29 tackles (10 solo) and 6.5 tackles for a loss. Also credited with 2.5 sacks and two blocked kicks
- Played in all 12 games (four starts) during his true freshman season in 2009, earning Freshman All-SEC honors while racking up 29 tackles (17 solo) and 3.5 tackles for a loss

INJURY HISTORY

- Sustained a concussion vs. Was (12/23/12) and was inactive at NYG (12/30/12)
- Suffered a tailbone injury in the first quarter vs. Car. (11/26/12) and was sidelined for the remainder of the game

TRANSACTIONS

2012 Drafted by PHI in 1st round (12th overall) ... signed 4-year contract

2016 Signed 6-year contract extension with PHI through 2022

2014 GAME-BY-GAME STATISTICS

Date	Opp	W/L	GP/GS	S	A	TT	Sac	Hur	KD	FF	FR	Snaps	Pct
Sep 7	Jax	W	1/1	5	0	5	0.0	0	0	0	1	52	71%
Sep 15	at Ind	W	1/1	4	0	4	0.0	0	0	1	0	61	85%
Sep 21	Was	W	1/1	3	1	4	0.0	0	0	0	0	65	83%
Sep 28	at SF	L	1/1	6	0	6	0.0	0	0	0	0	64	77%
Oct 5	StL	W	1/1	2	0	2	0.0	2	0	0	1	58	78%
Oct 12	NYG	W	1/1	5	1	6	0.0	2	0	0	0	41	64%
Oct 26	at Ari	L	1/1	1	0	1	0.0	1	0	0	0	62	89%
Nov 2	at Hou	W	1/1	1	1	2	0.0	2	0	0	0	50	83%
Nov 10	Car	W	1/1	3	3	6	1.0	1	0	0	0	52	63%
Nov 16	at GB	L	1/1	4	0	4	0.0	1	0	0	0	55	81%
Nov 23	Ten	W	1/1	1	0	1	1.0	1	0	0	0	42	62%
Nov 27	at Dal	W	1/1	3	0	3	1.0	0	0	0	0	45	74%
Dec 7	Sea	L	1/1	11	2	13	0.0	0	0	0	0	73	85%
Dec 14	Dal	L	1/1	2	2	4	0.0	3	0	0	1	77	94%
Dec 20	at Was	L	1/1	3	1	4	1.0	0	0	0	0	53	93%
Dec 28	at NYG	W	1/1	5	0	5	0.0	1	0	0	0	71	89%
Totals			**16/16**	**59**	**11**	**70**	**4.0**	**14**	**0**	**1**	**3**	**921**	**80%**

75 DE | VINNY CURRY

VITALS

Height: 6-3
Weight: 279
Date Of Birth: June 30, 1988
Hometown: Neptune, NJ
HS: Neptune
College: Marshall
NFL Experience: 5th Year
Draft Pick: D2b-12 (59th overall) by Philadelphia

PLAYERS WITH 9-PLUS SACKS & 4-PLUS FORCED FUMBLES IN 2014

Player (Team)	Sacks	FF
Justin Houston (KC)	22.0	4
J.J. Watt (HOU)	20.5	4
Ryan Kerrigan (WAS)	13.5	5
Paul Kruger (CLE)	11.0	4
Robert Quinn (STL)	10.5	5
Vinny Curry (PHI)	9.0	4

THREE-STEP DROP

Collects: Jordans (over 600 pairs)
Biggest pet peeve: Clutter
If he could play another sport, what team/position: PG, New York Knicks
Three favorite throwback jerseys: Jerome Brown, Eagles; Allen Iverson, Sixers; Michael Jordan, Bulls
Favorite Halloween costume: The Ultimate Warrior
Hobbies: Fashion, bowling, watching movies
Person he'd like to have dinner with: His mom
First jobs: Stocking milk in a grocery store at 16 and washing dishes at a nursing home at 17
Favorite movie: *Friday*
Favorite TV show: *Martin*
Favorite quote: "To be the man, you gotta beat the man!" - Ric Flair
Favorite meal: Crab

A lifelong fan of the Philadelphia Eagles, Vinny Curry has emerged as a valuable pass-rushing threat in the Eagles defensive line rotation, signing a five-year contract in 2016 that will keep him in Philadelphia through 2020. In 2014, Curry provided quality production off the bench as he set career highs in sacks (nine) and forced fumbles (four). Selected in the second round in 2012, Curry was named the 2011 Conference USA Defensive Player of the Year as a senior after posting 11 sacks, seven forced fumbles and 22 tackles for a loss.

BIRDSEED

- Wears No. 75 in remembrance of the 75 lives that were lost in the 1970 Marshall plane crash. "I want to show appreciation for what Marshall meant to me and the great tradition I was part of."
- Grieving the loss of a loved one is a distressing time for anyone and following up a tragic loss with an appearance in an emotionally-charged football game can be overwhelming. As challenging as it was, Vinny Curry did just that. On October 14, 2011, Curry attended his mother's funeral. On October 15, the very next day, he joined his Marshall teammates and defeated conference rival Rice at home, 24-20. Curry had arguably the greatest game of his career as he posted nine tackles, 3.5 sacks and a forced fumble. His performance earned him the FWAA/Bronko Nagurski National Defensive Player of the Week award
- Has only been left starstruck once in his life. At WrestleMania 32, Curry had the rare opportunity to meet his childhood wrestling idol, Ric Flair

2015 HIGHLIGHTS

- Ranked second on the team with a career-high 21 hurries
- Notched his second-career multi-sack game when he registered two takedowns of Lions QB Matthew Stafford at Det. (11/26)
- Recorded a half sack of Dolphins QB Ryan Tannehill vs. Mia. (11/15)
- Registered a sack and three pressures on Giants QB Eli Manning vs. NYG (10/19)

PERSONAL

- Grew up as a huge fan of the Eagles. "It all started with Ricky Watters. I originally wanted to play running back and he was my favorite player. After that, I just loved rooting for them, I have pictures and jerseys all over my house. It was such a special moment for me to get drafted by the team I've rooted for all my life."
- A standout performer at Neptune (NJ) High School who garnered first-team All-State, All-Shore, All-County and All-Conference honors. Was named team MVP and team captain at Neptune
- His pregame ritual consists of watching YouTube clips of great players. "I used to watch Warren Sapp, Jevon Kearse, Hugh Douglas; all those guys."

75 DE | VINNY CURRY

CURRY'S CAREER STATISTICS																	
			TACKLES					PASS DEFENSE					FUMBLES			DEF SNAPS	
Year	Team	GP/GS	Total	Solo	Asst	TFL	Sacks	Int	Yards	Lg	TD	KD	FF	FR	Yards	Played	Pct
2012	Philadelphia	6/0	9	7	2	1.0	0.0	0	0	0	0	0	0	0	0	88	8%
2013	Philadelphia	14/0	21	17	4	1.0	4.0	0	0	0	0	5	0	0	0	317	26%
2014	Philadelphia	16/0	16	12	4	2.0	9.0	0	0	0	0	0	4	1	0	371	32%
2015	Philadelphia	16/0	26	16	10	4.5	3.5	0	0	0	0	0	0	0	0	427	35%
Totals		**52/0**	**72**	**52**	**20**	**8.5**	**16.5**	**0**	**0**	**0**	**0**	**5**	**4**	**1**	**0**	**---**	**---**
PLAYOFFS																	
2013	Philadelphia	1/0	3	1	2	0.0	0.0	0	0	0	0	0	0	0	0	14	19%
Totals		**1/0**	**3**	**1**	**2**	**0.0**	**0.0**	**0**	**0**	**0**	**0**	**0**	**0**	**0**	**0**	**---**	**---**

PERSONAL - Cont.

- Began playing football as a running back when he was 8, but quickly switched to the defensive side of the ball. Says his favorite part about playing the game is the excitement of making a big play in front of the crowd
- In 2013, he and three of his teammates conducted a sports equipment drive to benefit the Neptune Township Recreation sports leagues
- In college, Curry spent much of his time visiting cancer patients at hospitals, particularly kids at children's hospitals. In 2013, he took part in a walk on Marshall's campus that raised awareness for Autism
- Would like to trade places with Diddy for a day and thinks that 50 Cent would be the ideal candidate to play him in a movie
- His Twitter handle is **@MrGetFlee99**, based off of his nickname "FLEE" which stands for "Fly Like Each and Every Day"
- Has several tattoos and regards the body art as a "timeline" of his life
- Son of Vincent Curry and Linda Jackson. His mother passed away during his senior year in college after a battle with liver cancer. His Aunt Ginja has been his guardian ever since. "She has been so supportive of me through all the tough times, and has always been there for me," said Curry of his aunt
- Has five siblings - Shawanda Johnson, Thomas Jackson, Amanda Johnson, Jillisa Curry and Renea Unverzaght
- Graduated with a degree in general studies

CAREER HIGHS		
Tackles	5	(11/26/12 vs. Car.)
Sacks	2.0	(2x - 11/26/15 at Det.)

2015 GAME-BY-GAME STATISTICS													
Date	Opp	W/L	GP/GS	S	A	TT	Sac	Hur	KD	FF	FR	Snaps	Pct
Sep 14	at Atl	L	1/0	0	2	2	0.0	0	0	0	0	21	27%
Sep 20	Dal	L	1/0	1	0	1	0.0	1	0	0	0	32	38%
Sep 27	at NYJ	W	1/0	2	0	2	0.0	2	0	0	0	29	37%
Oct 4	at Was	L	1/0	0	2	2	0.0	2	0	0	0	35	42%
Oct 11	NO	W	1/0	0	1	1	0.0	0	0	0	0	22	32%
Oct 19	NYG	W	1/0	3	0	3	1.0	3	0	0	0	19	28%
Oct 25	at Car	L	1/0	0	0	0	0.0	3	0	0	0	9	15%
Nov 8	at Dal	W	1/0	0	0	0	0.0	0	0	0	0	31	40%
Nov 15	Mia	L	1/0	1	2	3	0.5	2	0	0	0	19	28%
Nov 22	TB	L	1/0	0	0	0	0.0	0	0	0	0	15	19%
Nov 26	at Det	L	1/0	6	0	6	2.0	0	0	0	0	15	21%
Dec 6	at NE	W	1/0	1	1	2	0.0	4	0	0	0	55	62%
Dec 13	Buf	W	1/0	0	1	1	0.0	2	0	0	0	28	38%
Dec 20	Ari	L	1/0	1	0	1	0.0	0	0	0	0	22	29%
Dec 26	Was	L	1/0	0	0	0	0.0	1	0	0	0	31	41%
Jan 3	at NYG	W	1/0	1	1	2	0.0	1	0	0	0	44	52%
Totals			**16/0**	**16**	**10**	**26**	**3.5**	**21**	**0**	**0**	**0**	**427**	**35%**

RIGHT PLACE, RIGHT TIME

Curry grew up as a die-hard Eagles fan and just so happened to be drafted the day before one of his favorite players, Brian Dawkins, retired as an Eagle. "I know most people say that the draft is the best day of their life, but growing up an Eagles fan and being blessed with the opportunity to see Dawkins retire and give a speech here, this has to be the best day of my life."

STYLIN' AND PROFILIN'

When Curry isn't on the field chasing the quarterback or stuffing the run, he can be found watching his favorite pastime - professional wrestling. In fact, two items on his bucket list include becoming a WWE wrestler and competing at WrestleMania. In college, Curry even dressed up as his favorite all-time wrestler, Ric Flair, during a press conference.

75 DE | VINNY CURRY

2014 HIGHLIGHTS

- Finished second on the team with a career-high nine sacks and tied for first with four forced fumbles
- Totaled his ninth sack in an 11-game span when he notched a strip-sack of Cowboys QB Tony Romo in the third quarter vs. Dal. (12/14)
- Registered his fourth sack in five games and his eighth in a 10-game span when he sacked Seahawks QB Russell Wilson for a 7-yard loss vs. Sea. (12/7)
- Sacked Romo for an 8-yard loss in the second quarter at Dal. (11/27)
- Tallied his second consecutive game with a sack-fumble when he forced Packers QB Aaron Rodgers to the ground for a 6-yard loss in the second quarter at GB (11/16). It was his sixth sack in seven games
- Recorded a strip-sack of Panthers QB Cam Newton vs. Car. (11/10), setting a career high with five sacks on the season. Also recovered a fumble midway through the third quarter which set up a LeSean McCoy 1-yard TD run
- Notched his first-career multi-sack game and his fourth sack in three contests when he brought down Giants QB Eli Manning twice vs. NYG (10/12)
- Registered the first sack-fumble of his career when he chased down Rams QB Austin Davis and stripped the ball loose in the second quarter vs. StL (10/5)
- Sacked 49ers QB Colin Kaepernick for a 4-yard loss in the first quarter at SF (9/28)

2013 HIGHLIGHTS

- Ranked tied for third on the team with four sacks and third with nine QB pressures despite playing in just 26 percent of the team's defensive snaps
- Dropped Packers QB Scott Tolzien for his fourth sack of the season and an 8-yard loss at GB (11/10)
- Sacked Raiders QB Terrelle Pryor for a 16-yard loss in the third quarter at Oak. (11/3)
- Notched his second sack of the year, downing QB Tony Romo for a 10-yard loss in the second quarter vs. Dal. (10/20)
- Recorded his first-career sack, bringing down QB Alex Smith for a 6-yard loss in the third quarter vs. KC (9/19)

2012 HIGHLIGHTS

- Made his NFL debut vs. Car. (11/26), notching five tackles

COLLEGE HIGHLIGHTS

- Finished his career with 26 sacks, 49 tackles for a loss and 10 forced fumbles
- Was named Conference USA Defensive Player of the Year in 2011 after posting 11 sacks, 22 tackles for a loss and seven forced fumbles as a senior
- Earned first-team All-Conference USA honors as a junior in 2010, leading all defensive linemen in the nation in tackles with 94 total stops and ranking fifth in the nation with 12 sacks
- Started all 13 games as a sophomore in 2009 and recorded 59 tackles, 8.5 tackles for a loss and 3.5 sacks. He was named honorable mention all-conference by the league's coaches
- Made seven appearances during his freshman season in 2008, tallying nine tackles and one forced fumble
- After a great high school career, Curry went to Cincinnati's Harmony Community School in 2007 to prep for college and earned team MVP honors

TRANSACTIONS

2012	Drafted by PHI in 2nd round (59th overall) ... signed 4-year contract
2/3/16	Signed by PHI to a 5-year contract through 2020

2012 GAME-BY-GAME STATISTICS

Date	Opp	W/L	GP/GS	S	A	TT	Sac	Hur	KD	FF	FR	Snaps	Pct
Sep 9	at Cle	W	0/0	INACTIVE									
Sep 16	Bal	W	0/0	INACTIVE									
Sep 23	at Ari	L	0/0	INACTIVE									
Sep 30	NYG	W	0/0	INACTIVE									
Oct 7	at Pit	L	0/0	INACTIVE									
Oct 14	Det	L	0/0	INACTIVE									
Oct 28	Atl	L	0/0	INACTIVE									
Nov 5	at NO	L	0/0	INACTIVE									
Nov 11	Dal	L	0/0	INACTIVE									
Nov 18	at Was	L	0/0	INACTIVE									
Nov 26	Car	L	1/0	4	1	5	0.0	0	0	0	0	21	31%
Dec 2	at Dal	L	1/0	1	0	1	0.0	0	0	0	0	19	29%
Dec 9	at TB	W	1/0	1	1	2	0.0	0	0	0	0	16	22%
Dec 13	Cin	L	1/0	1	0	1	0.0	0	0	0	0	15	19%
Dec 23	Was	L	1/0	0	0	0	0.0	0	0	0	0	11	21%
Dec 30	at NYG	W	1/0	0	0	0	0.0	0	0	0	0	6	10%
Totals			**6/0**	**7**	**2**	**9**	**0.0**	**0**	**0**	**0**	**0**	**88**	**8%**

75 DE | VINNY CURRY

2013 GAME-BY-GAME STATISTICS													
Date	**Opp**	**W/L**	**GP/GS**	**S**	**A**	**TT**	**Sac**	**Hur**	**KD**	**FF**	**FR**	**Snaps**	**Pct**
Sep 9	at Was	W	0/0	INACTIVE									
Sep 15	SD	L	0/0	INACTIVE									
Sep 19	KC	L	1/0	1	0	1	1.0	1	0	0	0	12	14%
Sep 29	at Den	L	1/0	2	0	2	0.0	0	0	0	0	13	18%
Oct 6	at NYG	W	1/0	0	0	0	0.0	2	0	0	0	14	19%
Oct 13	at TB	W	1/0	0	0	0	0.0	1	1	0	0	25	35%
Oct 20	Dal	L	1/0	1	0	1	1.0	0	0	0	0	26	34%
Oct 27	NYG	L	1/0	1	0	1	0.0	1	0	0	0	12	16%
Nov 3	at Oak	W	1/0	2	1	3	1.0	1	0	0	0	34	36%
Nov 10	at GB	W	1/0	4	0	4	1.0	0	1	0	0	28	35%
Nov 17	Was	W	1/0	1	1	2	0.0	1	0	0	0	30	37%
Dec 1	Ari	W	1/0	0	0	0	0.0	0	2	0	0	22	31%
Dec 8	Det	W	1/0	1	1	2	0.0	0	1	0	0	18	31%
Dec 15	at Min	L	1/0	2	0	2	0.0	1	0	0	0	22	29%
Dec 22	Chi	W	1/0	2	1	3	0.0	0	0	0	0	38	58%
Dec 29	at Dal	W	1/0	0	0	0	0.0	1	0	0	0	23	35%
Totals			**14/0**	**17**	**4**	**21**	**4.0**	**9**	**5**	**0**	**0**	**317**	**26%**
PLAYOFFS													
Jan 4	NO	L	1/0	1	2	3	0.0	0	0	0	0	14	19%
Totals			**1/0**	**1**	**2**	**3**	**0.0**	**0**	**0**	**0**	**0**	**14**	**19%**

2014 GAME-BY-GAME STATISTICS													
Date	**Opp**	**W/L**	**GP/GS**	**S**	**A**	**TT**	**Sac**	**Hur**	**KD**	**FF**	**FR**	**Snaps**	**Pct**
Sep 7	Jax	W	1/0	3	0	3	0.0	0	0	0	0	26	36%
Sep 15	at Ind	W	1/0	0	0	0	0.0	0	0	0	0	20	28%
Sep 21	Was	W	1/0	0	0	0	0.0	0	0	0	0	21	27%
Sep 28	at SF	L	1/0	0	1	1	1.0	0	0	0	0	21	25%
Oct 5	StL	W	1/0	2	1	3	1.0	0	0	1	0	26	35%
Oct 12	NYG	W	1/0	2	0	2	2.0	0	0	0	0	22	34%
Oct 26	at Ari	L	1/0	0	0	0	0.0	1	0	0	0	31	44%
Nov 2	at Hou	W	1/0	0	0	0	0.0	0	0	0	0	16	27%
Nov 10	Car	W	1/0	0	1	1	1.0	1	0	1	1	37	45%
Nov 16	at GB	L	1/0	1	0	1	1.0	0	0	1	0	23	34%
Nov 23	Ten	W	1/0	1	0	1	0.0	0	0	0	0	23	34%
Nov 27	at Dal	W	1/0	1	0	1	1.0	0	0	0	0	22	36%
Dec 7	Sea	L	1/0	1	1	2	1.0	2	0	0	0	23	27%
Dec 14	Dal	L	1/0	1	0	1	1.0	0	0	1	0	23	28%
Dec 20	at Was	L	1/0	0	0	0	0.0	0	0	0	0	11	19%
Dec 28	at NYG	W	1/0	0	0	0	0.0	0	0	0	0	26	33%
Totals			**16/0**	**12**	**4**	**16**	**9.0**	**4**	**0**	**4**	**1**	**371**	**32%**

10 QB | CHASE DANIEL

VITALS

Height: 6-0
Weight: 225
Date Of Birth: October 7, 1986
Hometown: Southlake, TX
HS: Carroll Senior (Southlake, TX)
College: Missouri
NFL Experience: 8th Year
Acquired: FA (KC) 2016
Draft Pick: Undrafted

COLLEGE AWARD FINALIST

2008: Davey O'Brien Award
Draddy Trophy
Manning Award
Maxwell Award
Unitas Golden Arm Award
Wuerffel Trophy
2007: Davey O'Brien Award
Heisman Trophy
Manning Award
Walter Camp Award

MISSOURI SINGLE-SEASON RECORDS (2008)

Category	Total
Passing Yards	4,335
TD Passes	39
Completions	385
Completion Pct.	72.9

MISSOURI NO. 1 CAREER RANKINGS

Category	Career Total
Total Offense	13,485
Passing Yards	12,515
Touchdown Passes	101
Completions	1,094
Completion Pct.	68.0

THREE-STEP DROP

First job: Mowing lawns. "My dad made me mow our neighbors' lawns in order to earn my allowance"
Hobbies: Going to the movies with his wife and golfing
If he could play another sport: Center fielder, KC Royals or Texas Rangers
Former H.S. teammates in NFL: Saints LS Justin Drescher, K Garrett Hartley
Favorite athletes growing up: Brett Favre and Steve Young
Favorite meal: Tex-Mex
Favorite movies: *Billy Madison* and *Happy Gilmore*
Favorite TV shows: *Homeland* and *House of Cards*
Favorite quote: "Fear not, for I am with you." Since high school, has worn a cross necklace with that Bible verse engraved on its back

"I see the leadership ability that he has on and off the football field. I see how well he interacts with the football players. I see what he's done, not only in practice, but in limited game situations...His confidence level is extremely high. It's hard to explain unless you've been around someone for three years like I have. You have that trust and confidence in that individual. That's the level of trust that I have in Chase Daniel and the confidence that I have in him."

-Eagles Head Coach Doug Pederson

An eight-year NFL veteran, Chase Daniel signed with the Philadelphia Eagles as a free agent in the 2016 offseason after spending the previous three seasons with the Kansas City Chiefs. In Kansas City, Daniel worked closely with then-Chiefs offensive coordinator and current Eagles head coach Doug Pederson. A three-year starter at the University of Missouri, Daniel ranks as the school's all-time leader in passing yards (12,515), completions (1,094) and touchdown passes (101) and was named a Heisman Trophy finalist as a junior in 2007.

CAREER HIGHLIGHTS

- Spent his first four years in the NFL with the New Orleans Saints, where he backed up Pro Bowl QB Drew Brees and won a Super Bowl in 2009

BIRDSEED

- In 2014 and 2015, Daniel and his wife, Hillary, partnered with Make A Wish Missouri to host the Kansas City Night of Wishes at Arrowhead Stadium. The 2014 event raised more than $140,000 and helped grant the wishes of 29 children, while proceeds from the 2015 event helped grant wishes for roughly 40 local children battling life-threatening medical conditions
- A business finance major, Daniel won a post-graduate scholarship after being named a National Football Foundation Scholar-Athlete. Through Missouri's business school, he had the opportunity to meet Warren Buffett in 2008

THREE OF A KIND



During his time in New Orleans, Daniel served as the Saints' primary holder on field goals and extra points. For two seasons, he teamed up with former Southlake (TX) High School teammates LS Justin Drescher and K Garrett Hartley, to form the Saints kicker-holder-long snapper trio.

10 QB | CHASE DANIEL

DANIEL'S CAREER STATISTICS																			
			PASSING										RUSHING					OFF SNAPS	
Year	Team	GP/GS	Att	Cmp	Pct	Yds	Y/A	TD	Int	Lg	Sk/Yd	Rat	Att	Yds	Avg	Lg	TD	No	Pct
2009	New Orleans	0/0	0	0	---	0	---	0	0	--	0/0	---	0	0	---	--	0	NA	NA
2010	New Orleans	13/0	3	2	66.7	16	5.3	0	0	9	1/10	79.9	2	16	8.0	16	0	NA	NA
2011	New Orleans	16/0	5	4	80.0	29	5.8	0	0	14	0/0	90.8	3	-3	-1.0	-1	0	NA	NA
2012	New Orleans	16/0	1	1	100.0	10	10.0	0	0	10	0/0	108.3	3	17	5.7	19	0	13	1%
2013	Kansas City	5/1	38	25	65.8	248	6.5	1	1	48	2/11	81.9	14	52	3.7	29	0	100	9%
2014	Kansas City	3/1	28	16	57.1	157	5.6	0	0	30	4/17	73.1	4	15	3.8	9	0	67	7%
2015	Kansas City	2/0	2	2	100.0	4	2.0	0	0	6	0/0	79.2	2	-2	-1.0	-1	0	13	1%
Totals		**55/2**	**77**	**50**	**64.9**	**464**	**6.0**	**1**	**1**	**48**	**7/38**	**80.2**	**28**	**95**	**3.4**	**29**	**0**	**---**	**--**
PLAYOFFS																			
2009	New Orleans	0/0	0	0	---	0	---	0	0	--	0/0	---	0	0	---	--	0	NA	NA
2010	New Orleans	1/0	0	0	---	0	---	0	0	--	0/0	---	0	0	---	--	0	NA	NA
2011	New Orleans	2/0	0	0	---	0	---	0	0	--	0/0	---	0	0	---	--	0	NA	NA
2013	Kansas City	0/0	0	0	---	0	---	0	0	--	0/0	---	0	0	---	--	0	0	0%
2015	Kansas City	1/0	0	0	---	0	---	0	0	--	0/0	---	2	-2	-1.0	-1	0	5	3%
Totals		**4/0**	**0**	**0**	**---**	**0**	**---**	**0**	**0**	**--**	**0/0**	**---**	**2**	**-2**	**-1.0**	**-1**	**0**	**---**	**--**
ADDITIONAL CAREER STATISTICS																			
Fumbles/Lost: (1/0) - 2010 (1/0)																			

2015 GAME-BY-GAME STATISTICS W/ CHIEFS																				
				PASSING										RUSHING					SNAPS	
Date	Opp	W/L	GP/GS	Att	Cmp	Pct	Yds	Y/A	TD	Int	Lg	Sack/Yds	Rat	Att	Yds	Avg	Lg	TD	No	Pct
Sep 13	at Hou	W	0/0	DID NOT PLAY																
Sep 17	Den	L	0/0	DID NOT PLAY																
Sep 28	at GB	L	0/0	DID NOT PLAY																
Oct 4	at Cin	L	0/0	DID NOT PLAY																
Oct 11	Chi	L	0/0	DID NOT PLAY																
Oct 18	at Min	L	0/0	DID NOT PLAY																
Oct 25	Pit	W	0/0	DID NOT PLAY																
Nov 1	Det	W	1/0	2	2	100.0	4	2.0	0	0	6	0/0	79.2	0	0	---	--	0	8	12%
Nov 15	at Den	W	0/0	DID NOT PLAY																
Nov 22	at SD	W	0/0	DID NOT PLAY																
Nov 29	Buf	W	0/0	DID NOT PLAY																
Dec 6	at Oak	W	0/0	DID NOT PLAY																
Dec 13	SD	W	0/0	DID NOT PLAY																
Dec 20	at Bal	W	1/0	0	0	---	0	---	0	0	--	0/0	---	2	-2	-1.0	-1	0	5	9%
Dec 27	Cle	W	0/0	DID NOT PLAY																
Jan 3	Oak	W	0/0	DID NOT PLAY																
Totals			**2/0**	**2**	**2**	**100.0**	**4**	**2.0**	**0**	**0**	**6**	**0/0**	**79.2**	**2**	**-2**	**-1.0**	**-1**	**0**	**13**	**1%**
PLAYOFFS																				
Jan 9	at Hou	W	1/0	0	0	---	0	---	0	0	--	0/0	---	2	-2	-1.0	-1	0	5	8%
Jan 16	at NE	L	0/0	DID NOT PLAY																
Totals			**1/0**	**0**	**0**	**---**	**0**	**---**	**0**	**0**	**--**	**0/0**	**---**	**2**	**-2**	**-1.0**	**-1**	**0**	**5**	**3%**

10 QB | CHASE DANIEL

2015 HIGHLIGHTS (WITH KANSAS CITY)

- Saw action in two regular-season games and one playoff game with the Chiefs

PERSONAL

- Was a three-year varsity letterman at Southlake Carroll (TX) H.S. where he played wide receiver as a sophomore in 2002 before taking over as the team's starting quarterback for his junior and senior seasons (2003-04). Earned numerous accolades including EA Sports First-Team All-American (2004), *Parade* All-American (2004) and first-team all-state (2003 and 2004)
- Was named the 2004 EA Sports National High School Player of the Year as a senior after leading his team to a 16-0 record and a Class 5A state championship. That season, *USA Today* ranked Southlake Caroll as the No. 1 overall team in the nation
- Was named the Class 5A player of the year in each of his two seasons as the starting quaterback and completed 529-of-811 passes for 8,298 yards and 91 touchdowns, while also rushing for 2,954 yards and 39 touchdowns during that two-year span
- Completed 298-of-461 passes for 4,617 yards and 49 touchdowns to only 14 interceptions as a senior in 2004. A dual-threat quarterback, also carried 248 times for 1,425 yards (5.7 avg.) and 21 scores that season
- In his first season as a starting quarterback (2003), helped lead Southlake Carroll to a 15-1 record and an appearance in the Class 5A state championship game. Threw for 3,681 yards and 42 touchdowns, while rushing for 1,529 yards and 18 scores
- Earned second-team all-district honors as a sophomore wide receiver in 2002 after compiling 675 yards on 53 receptions for the state-champion Dragons
- Was also a first-team all-district pitcher and outfielder for the baseball team and a member of the school's sprint relay team in track
- Off the playing field, was a member of the National Honor Society and the school's student council
- Was named a National Football Foundation Scholar Athlete as a senior in 2008 at the University of Missouri
- Earned his degree in business finance from Missouri
- Son of Bill and Vickie Daniel. Has one older sister, Lynsey
- Married to his wife Hillary and the couple has a dog named Bear
- Twitter: **@ChaseDaniel**; Instagram: **@chase_daniel**

2014 HIGHLIGHTS (WITH KANSAS CITY)

- Played in three games, including a start in the regular-season finale vs. SD (12/28). Played in place of injured starter Alex Smith and helped lead Kansas City to a 19-7 victory over the Chargers. Completed 16-of-27 attempts (59.3 pct.) for 157 yards in the win

2013 HIGHLIGHTS (WITH KANSAS CITY)

- Appeared in five games in his first season with the Chiefs and made the first start of his career in the regular-season finale at SD (12/29). Completed 25-of-38 attempts on the season (65.8 pct.) for 248 yards and one touchdown. Also rushed 14 times for 52 yards (3.7 avg.)
- In his first career start at SD (12/29), completed 21-of-30 attempts (70.0 pct.) for 200 yards and a touchdown. Notched a 99.3 quarterback rating and added 59 yards on seven rushing attempts (8.4 avg.). On the fourth play of the game, hit Chiefs WR A.J. Jenkins on a 48-yard pass, the longest completion of his career, to set up a Chiefs RB Knile Davis touchdown run that gave Kansas City an early 7-0 lead. Threw the first touchdown of his career later in the quarter when he connected with RB Dexter McCluster to give the Chiefs a 14-7 lead

2012 HIGHLIGHTS (WITH NEW ORLEANS)

- Played in all 16 games, serving as the team's holder on field goals and extra points. Completed his lone passing attempt of the season for 10 yards

2011 HIGHLIGHTS (WITH NEW ORLEANS)

- Held for field goals and extra points, appearing in all 16 games and two playoff games. Completed 4-of-5 passes on the season for 29 yards.

2010 HIGHLIGHTS (WITH NEW ORLEANS)

- Won the No. 2 quarterback job in his second season with the Saints and served as the team's holder on field goals and extra points while backing up starting QB Drew Brees
- Attempted his first NFL pass in the season finale vs. TB (1/2) and completed 2-of-3 passes for 16 yards

2009 HIGHLIGHTS (WITH NEW ORLEANS)

- Split time on the Saints practice squad and 53-man roster as a rookie in 2009, earning a Super Bowl ring in his first season in the NFL

COLLEGE HIGHLIGHTS

- A three-year starter at the University of Missouri, ranks as the school's all-time leader in passing yards (12,515), total offense (13,485 yards), completions (1,094) and touchdown passes (101) and became Missouri's first-ever Heisman Trophy finalist as a junior in 2007
- Led Missouri to a 30-11 overall record in his three years as the team's starting quarterback (2006-08) and helped the school win its first two Big 12 North Division titles in 2007 and 2008
- Was named the Big 12 conference athlete of the year in 2007, becoming just the second athlete in school history to win the award and the first since Kellen Winslow in 1979
- As a senior in 2008, set school single-season records for completions (385), completion percentage (72.9), passing yards (4,335) and touchdown passes (39), breaking many of his own records that he set as a junior in 2007. That season, powered a Tigers offense that helped set team single-season marks in scoring (591 points), touchdowns (76), completions (404), passing yards (4,625) and touchdown passes (41)
- 2008 finalist nominations include: Draddy Trophy, Wuerffel Trophy, Unitas Golden Arm Award, Manning Award, Maxwell Award and Davey O'Brien Award
- Was named a Heisman Trophy finalist as a junior in 2007 after leading Missouri to a 12-2 record, an appearance in the Big 12 Championship and a 38-7 win in the AT&T Cotton Bowl over Arkansas. Set then-school records for passing yards (4,306), total offense (4,559) and passing touchdowns (33). His 4,306 passing yards ranked fifth in the nation, while his 384 completions ranked third and his 33 touchdown passes tied for sixth
- In addition to being a Heisman finalist in 2007, was also named a finalist for the Davey O'Brien Award, Manning Award and Walter Camp Award, while earning first-team All-Big 12 honors and being named the Big 12 Offensive Player of the Year. That season, also received second-team All-American and first-team All-Big 12 honors from the *Associated Press*, while being named a first-team academic all-district performer

10 QB | CHASE DANIEL

COLLEGE HIGHLIGHTS - Cont.

- Earned Missouri's starting quarterback job as a sophomore in 2006 and shattered then-school single-season records for passing yards, passing touchdowns and total offense. Finished the year with 3,527 yards and 28 touchdowns to just 10 interceptions on 287-of-452 passing. Was named second-team All-Big 12 by the league's coaches and was named First-Team Academic All-District by *ESPN The Magazine*
- Played in 10 games as a true freshman in 2005 and completed 38-of-66 passes for 347 yards and one touchdown. Also logged 57 yards and a touchdown on the ground

TRANSACTIONS

2009	Signed by WAS as a rookie free agent
9/5/09	Waived by WAS
9/6/09	Signed by NO to the practice squad
9/26/09	Signed by NO from the practice squad to the active roster
10/12/09	Waived by NO
10/16/09	Signed by NO
11/17/09	Waived by NO
11/20/09	Signed by NO to the practice squad
12/9/09	Released by NO from the practice squad
12/11/09	Signed by NO to the practice squad
1/2/10	Signed by NO from the practice squad to the active roster
3/12/12	Re-signed by NO
3/13/13	Signed by KC
3/10/16	Signed by PHI to a 3-year contract

2009 GAME-BY-GAME STATISTICS W/ SAINTS

				PASSING										RUSHING					SNAPS	
Date	**Opp**	**W/L**	**GP/GS**	**Att**	**Cmp**	**Pct**	**Yds**	**Y/A**	**TD**	**Int**	**Lg**	**Sack/Yds**	**Rat**	**Att**	**Yds**	**Avg**	**Lg**	**TD**	**No**	**Pct**
SIGNED TO 53-MAN ROSTER FROM SAINTS PRACTICE SQUAD (9/26)																				
Sep 27	at Buf	W	0/0	INACTIVE																
Oct 4	NYJ	W	0/0	INACTIVE																
Oct 18	NYG	W	0/0	INACTIVE																
Oct 25	at Mia	W	0/0	INACTIVE																
Nov 2	Atl	W	0/0	INACTIVE																
Nov 8	Car	W	0/0	INACTIVE																
Nov 15	at StL	W	0/0	INACTIVE																
WAIVED (11/17); SIGNED TO SAINTS PRACTICE SQUAD (11/20)																				
SIGNED TO 53-MAN ROSTER FROM SAINTS PRACTICE SQUAD (1/2)																				
Jan 3	at Car	L	0/0	DID NOT PLAY																
Totals			**0/0**	**0**	**0**	**---**	**0**	**---**	**0**	**0**	**--**	**0/0**	**---**	**0**	**0**	**---**	**--**	**0**	**NA**	**NA**
PLAYOFFS																				
Jan 16	Ari	W	0/0	INACTIVE																
Jan 24	Min	W	0/0	INACTIVE																
Feb 7	at Ind	W	0/0	INACTIVE																
Totals			**0/0**	**0**	**0**	**---**	**0**	**---**	**0**	**0**	**--**	**0/0**	**---**	**0**	**0**	**---**	**--**	**0**	**NA**	**NA**

10 QB | CHASE DANIEL

2010 GAME-BY-GAME STATISTICS W/ SAINTS

				PASSING										RUSHING					SNAPS	
Date	**Opp**	**W/L**	**GP/GS**	**Att**	**Cmp**	**Pct**	**Yds**	**Y/A**	**TD**	**Int**	**Lg**	**Sack/Yds**	**Rat**	**Att**	**Yds**	**Avg**	**Lg**	**TD**	**No**	**Pct**
Sep 9	Min	W	0/0	DID NOT PLAY																
Sep 20	at SF	W	0/0	DID NOT PLAY																
Sep 26	Atl	L	0/0	DID NOT PLAY																
Oct 3	Car	W	1/0	0	0	---	0	---	0	0	--	0/0	---	0	0	---	--	0	NA	NA
Oct 10	at Ari	L	1/0	0	0	---	0	---	0	0	--	0/0	---	0	0	---	--	0	NA	NA
Oct 17	at TB	W	1/0	0	0	---	0	---	0	0	--	0/0	---	0	0	---	--	0	NA	NA
Oct 24	Cle	L	1/0	0	0	---	0	---	0	0	--	0/0	---	0	0	---	--	0	NA	NA
Oct 31	Pit	W	1/0	0	0	---	0	---	0	0	--	0/0	---	0	0	---	--	0	NA	NA
Nov 7	at Car	W	1/0	0	0	---	0	---	0	0	--	1/10	---	1	16	16.0	16	0	NA	NA
Nov 21	Sea	W	1/0	0	0	---	0	---	0	0	--	0/0	---	0	0	---	--	0	NA	NA
Nov 25	at Dal	W	1/0	0	0	---	0	---	0	0	--	0/0	---	0	0	---	--	0	NA	NA
Dec 5	at Cin	W	1/0	0	0	---	0	---	0	0	--	0/0	---	0	0	---	--	0	NA	NA
Dec 12	StL	W	1/0	0	0	---	0	---	0	0	--	0/0	---	0	0	---	--	0	NA	NA
Dec 19	at Bal	L	1/0	0	0	---	0	---	0	0	--	0/0	---	0	0	---	--	0	NA	NA
Dec 27	at Atl	W	1/0	0	0	---	0	---	0	0	--	0/0	---	0	0	---	--	0	NA	NA
Jan 2	TB	L	1/0	3	2	66.7	16	5.3	0	0	9	0/0	79.9	1	0	0.0	0	0	NA	NA
Totals			**13/0**	**3**	**2**	**66.7**	**16**	**5.3**	**0**	**0**	**9**	**1/10**	**79.9**	**2**	**16**	**8.0**	**16**	**0**	**NA**	**NA**
PLAYOFFS																				
Jan 8	at Sea	L	1/0	0	0	---	0	---	0	0	--	0/0	---	0	0	---	--	0	NA	NA
Totals			**1/0**	**0**	**0**	**---**	**0**	**---**	**0**	**0**	**--**	**0/0**	**---**	**0**	**0**	**---**	**--**	**0**	**NA**	**NA**

2011 GAME-BY-GAME STATISTICS W/ SAINTS

				PASSING										RUSHING					SNAPS	
Date	**Opp**	**W/L**	**GP/GS**	**Att**	**Cmp**	**Pct**	**Yds**	**Y/A**	**TD**	**Int**	**Lg**	**Sack/Yds**	**Rat**	**Att**	**Yds**	**Avg**	**Lg**	**TD**	**No**	**Pct**
Sep 8	at GB	L	1/0	0	0	---	0	---	0	0	--	0/0	---	0	0	---	--	0	NA	NA
Sep 18	Chi	W	1/0	0	0	---	0	---	0	0	--	0/0	---	0	0	---	--	0	NA	NA
Sep 25	Hou	W	1/0	0	0	---	0	---	0	0	--	0/0	---	0	0	---	--	0	NA	NA
Oct 2	at Jac	W	1/0	0	0	---	0	---	0	0	--	0/0	---	0	0	---	--	0	NA	NA
Oct 9	at Car	W	1/0	0	0	---	0	---	0	0	--	0/0	---	0	0	---	--	0	NA	NA
Oct 16	at TB	L	1/0	0	0	---	0	---	0	0	--	0/0	---	0	0	---	--	0	NA	NA
Oct 23	Ind	W	1/0	0	0	---	0	---	0	0	--	0/0	---	0	0	---	--	0	NA	NA
Oct 30	at StL	L	1/0	0	0	---	0	---	0	0	--	0/0	---	0	0	---	--	0	NA	NA
Nov 6	TB	W	1/0	0	0	---	0	---	0	0	--	0/0	---	0	0	---	--	0	NA	NA
Nov 13	at Atl	W	1/0	0	0	---	0	---	0	0	--	0/0	---	0	0	---	--	0	NA	NA
Nov 28	NYG	W	1/0	1	1	100.0	9	9.0	0	0	9	0/0	104.2	0	0	---	--	0	NA	NA
Dec 4	Det	W	1/0	0	0	---	0	---	0	0	--	0/0	---	0	0	---	--	0	NA	NA
Dec 11	at Ten	W	1/0	0	0	---	0	---	0	0	--	0/0	---	0	0	---	--	0	NA	NA
Dec 18	at Min	W	1/0	1	0	0.0	0	0.0	0	0	--	0/0	39.6	0	0	---	--	0	NA	NA
Dec 26	Atl	W	1/0	0	0	---	0	---	0	0	--	0/0	---	0	0	---	--	0	NA	NA
Jan 1	Car	W	1/0	3	3	100.0	20	6.7	0	0	14	0/0	94.4	3	-3	-1.0	-1	0	NA	NA
Totals			**16/0**	**5**	**4**	**80.0**	**29**	**5.8**	**0**	**0**	**14**	**0/0**	**90.8**	**3**	**-3**	**-1.0**	**-1**	**0**	**NA**	**NA**
PLAYOFFS																				
Jan 7	Det	W	1/0	0	0	---	0	---	0	0	--	0/0	---	0	0	---	--	0	NA	NA
Jan 14	at SF	L	1/0	0	0	---	0	---	0	0	--	0/0	---	0	0	---	--	0	NA	NA
Totals			**2/0**	**0**	**0**	**---**	**0**	**---**	**0**	**0**	**--**	**0/0**	**---**	**0**	**0**	**---**	**--**	**0**	**NA**	**NA**

10 QB | CHASE DANIEL

2012 GAME-BY-GAME STATISTICS W/ SAINTS

				PASSING										RUSHING					SNAPS	
Date	Opp	W/L	GP/GS	Att	Cmp	Pct	Yds	Y/A	TD	Int	Lg	Sack/Yds	Rat	Att	Yds	Avg	Lg	TD	No	Pct
Sep 9	Was	L	1/0	0	0	---	0	---	0	0	--	0/0	---	0	0	---	--	0	0	0%
Sep 16	at Car	L	1/0	0	0	---	0	---	0	0	--	0/0	---	0	0	---	--	0	0	0%
Sep 23	KC	L	1/0	0	0	---	0	---	0	0	--	0/0	---	0	0	---	--	0	0	0%
Sep 30	at GB	L	1/0	0	0	---	0	---	0	0	--	0/0	---	0	0	---	--	0	0	0%
Oct 7	SD	W	1/0	0	0	---	0	---	0	0	--	0/0	---	0	0	---	--	0	0	0%
Oct 21	at TB	W	1/0	0	0	---	0	---	0	0	--	0/0	---	0	0	---	--	0	0	0%
Oct 28	at Den	L	1/0	0	0	---	0	---	0	0	--	0/0	---	0	0	---	--	0	0	0%
Nov 5	Phi	W	1/0	0	0	---	0	---	0	0	--	0/0	---	0	0	---	--	0	0	0%
Nov 11	Atl	W	1/0	0	0	---	0	---	0	0	--	0/0	---	0	0	---	--	0	0	0%
Nov 18	at Oak	W	1/0	1	1	100.0	10	10.0	0	0	10	0/0	108.3	3	17	5.7	19	0	8	14%
Nov 25	SF	L	1/0	0	0	---	0	---	0	0	--	0/0	---	0	0	---	--	0	0	0%
Nov 29	at Atl	L	1/0	0	0	---	0	---	0	0	--	0/0	---	0	0	---	--	0	0	0%
Dec 9	at NYG	L	1/0	0	0	---	0	---	0	0	--	0/0	---	0	0	---	--	0	0	0%
Dec 16	TB	W	1/0	0	0	---	0	---	0	0	--	0/0	---	0	0	---	--	0	5	7%
Dec 23	at Dal	W	1/0	0	0	---	0	---	0	0	--	0/0	---	0	0	---	--	0	0	0%
Dec 30	Car	L	1/0	0	0	---	0	---	0	0	--	0/0	---	0	0	---	--	0	0	0%
Totals			**16/0**	**1**	**1**	**100.0**	**10**	**10.0**	**0**	**0**	**10**	**0/0**	**108.3**	**3**	**17**	**5.7**	**19**	**0**	**13**	**1%**

2013 GAME-BY-GAME STATISTICS W/ CHIEFS

				PASSING										RUSHING					SNAPS	
Date	Opp	W/L	GP/GS	Att	Cmp	Pct	Yds	Y/A	TD	Int	Lg	Sack/Yds	Rat	Att	Yds	Avg	Lg	TD	No	Pct
Sep 8	at Jax	W	1/0	0	0	---	0	---	0	0	--	0/0	---	1	-1	-1.0	-1	0	1	2%
Sep 15	Dal	W	0/0	DID NOT PLAY																
Sep 19	at Phi	W	0/0	DID NOT PLAY																
Sep 29	NYG	W	1/0	0	0	---	0	---	0	0	--	0/0	---	2	-2	-1.0	-1	0	2	3%
Oct 6	at Ten	W	0/0	DID NOT PLAY																
Oct 13	Oak	W	0/0	DID NOT PLAY																
Oct 20	Hou	W	0/0	DID NOT PLAY																
Oct 27	Cle	W	0/0	DID NOT PLAY																
Nov 3	at Buf	W	0/0	DID NOT PLAY																
Nov 17	at Den	L	0/0	DID NOT PLAY																
Nov 24	SD	L	0/0	DID NOT PLAY																
Dec 1	Den	L	0/0	DID NOT PLAY																
Dec 8	at Was	W	1/0	3	1	33.3	17	5.7	0	1	17	0/0	13.9	3	-3	-1.0	-1	0	15	24%
Dec 15	at Oak	W	1/0	5	3	60.0	31	6.2	0	0	18	0/0	77.9	1	-1	-1.0	-1	0	11	20%
Dec 22	Ind	L	0/0	DID NOT PLAY																
Dec 29	at SD	L	1/1	30	21	70.0	200	6.7	1	0	48	2/11	99.3	7	59	8.4	29	0	71	99%
Totals			**5/1**	**38**	**25**	**65.8**	**248**	**6.5**	**1**	**1**	**48**	**2/11**	**81.9**	**14**	**52**	**3.7**	**29**	**0**	**100**	**9%**
PLAYOFFS																				
Jan 4	at Ind	L	0/0	DID NOT PLAY																
Totals			**0/0**	**0**	**0**	**---**	**0**	**---**	**0**	**0**	**--**	**0/0**	**---**	**0**	**0**	**---**	**--**	**0**	**0**	**0%**

10 QB | CHASE DANIEL

2014 GAME-BY-GAME STATISTICS W/ CHIEFS																				
				PASSING										RUSHING					SNAPS	
Date	**Opp**	**W/L**	**GP/GS**	**Att**	**Cmp**	**Pct**	**Yds**	**Y/A**	**TD**	**Int**	**Lg**	**Sack/Yds**	**Rat**	**Att**	**Yds**	**Avg**	**Lg**	**TD**	**No**	**Pct**
Sep 7	Ten	L	0/0	DID NOT PLAY																
Sep 14	at Den	L	0/0	DID NOT PLAY																
Sep 21	at Mia	W	0/0	DID NOT PLAY																
Sep 29	NE	W	0/0	DID NOT PLAY																
Oct 5	at SF	L	0/0	DID NOT PLAY																
Oct 19	at SD	W	0/0	DID NOT PLAY																
Oct 26	StL	W	1/0	0	0	---	0	---	0	0	--	0/0	---	0	0	---	--	0	3	5%
Nov 2	NYJ	W	0/0	DID NOT PLAY																
Nov 9	at Buf	W	0/0	DID NOT PLAY																
Nov 16	Sea	W	0/0	DID NOT PLAY																
Nov 20	at Oak	L	0/0	DID NOT PLAY																
Nov 30	Den	L	0/0	DID NOT PLAY																
Dec 7	at Ari	L	0/0	DID NOT PLAY																
Dec 14	Oak	W	1/0	1	0	0.0	0	0.0	0	0	--	0/0	39.6	1	-1	-1.0	-1	0	4	6%
Dec 21	at Pit	L	0/0	DID NOT PLAY																
Dec 28	SD	W	1/1	27	16	59.3	157	5.8	0	0	30	4/17	75.7	3	16	5.3	9	0	60	100%
Totals			**3/1**	**28**	**16**	**57.1**	**157**	**5.6**	**0**	**0**	**30**	**4/17**	**73.1**	**4**	**15**	**3.8**	**9**	**0**	**67**	**7%**

46 LS | JON DORENBOS

VITALS

Height: 6-0
Weight: 250
Date Of Birth: July 21, 1980
Hometown: Garden Grove, CA
HS: Pacifica (Garden Grove, CA)
College: UTEP
NFL Experience: 14th Year
Acquired: FA 2006
Draft Pick: Undrafted

EAGLES CAREER SERVICE

CONSECUTIVE GAMES PLAYED

1. Harold Carmichael, 1972-83	162
2. Randy Logan, 1973-83	159
3. Jon Dorenbos, 2006-15	149

THREE-STEP DROP

Talent He Would Like to Have: Rock star
Would Like to Have Dinner With: America's Guest, Ray Pennacchia
Bucket List: Cruise the Caribbean in his own 300' yacht
Prized Possession: A Ziploc bag full of Jason Kelce's beard hair
Guilty pleasure: Chick flicks
Meal: Cheese lasagna
Book: *Leaders Eat Last* by Simon Sinek
Something People Don't Know About You: Seeks physical, spiritual and emotional counseling from Joe Helder
Favorite TV Show: *The Good Wife*
Favorite App: ForeFlight
Favorite Philly Restaurant: El Vez

Pro Bowls: 2010, 2015

After battling a tremendous amount of adversity early in life, Jon Dorenbos (pronounced DORN-boss) has carved out a successful career as a two-time Pro Bowl longsnapper. Originally signed by Buffalo as a rookie free agent in 2003, Dorenbos snapped for the Bills and the Titans before signing with Philadelphia in the latter half of the 2006 season. Since then, he has played in every game for the Eagles and was re-signed by the team to a four-year contract in 2013. He also earned Pro Bowl honors following the 2014 season. Dorenbos, who endured the murder of his mother by his father at a young age, took up magic to help ease his mind throughout the tough times. In the offseason, he regularly performs as a motivational speaker and comedy magician.

CAREER HIGHLIGHTS

- Despite never running a 40-yard dash and never being recruited to play college football, has carved out a 13-year NFL career, while earning Pro Bowl selections following the 2009 and 2014 seasons. "On an individual level, it was the coolest thing that ever happened to me," said Dorenbos. "To get that level of respect [from the coaches who voted] is really what it's all about."

2014 HIGHLIGHTS

- Earned his second-career Pro Bowl selection after snapping for rookie K Cody Parkey, who set an NFL rookie record with 150 points scored. Parkey's 150 points were also an Eagles' franchise record

BIRDSEED

- Competed on NBC's *America's Got Talent* during the 2016 offseason, where he dazzled judges Mel B, Simon Cowell, Heidi Klum and Howie Mandel with a number of enthralling magic performances. Received four 'yes' votes from the panel in the first round of the show to advance and earned an automatic bid to the "live shows" when guest judge Ne-Yo pressed the Golden Buzzer following his trick in the second round of the competition



- During the 2014 offseason, became a licensed pilot with the simple reasoning of "wanting to be able to fly myself to my shows around the country." He pilots various Cirrus aircrafts

DORENBOS' CAREER SERVICE

Regular Season				Playoffs			
Year	Team	GP/GS	STT	Year	Team	GP/GS	STT
2003	Buffalo	16/0	0	2006	Philadelphia	2/0	0
2004	Buffalo	13/0	0	2008	Philadelphia	3/0	0
2005	Tennessee	9/0	0	2009	Philadelphia	1/0	0
2006	Tennessee	1/0	0	2010	Philadelphia	1/0	1
	Philadelphia	5/0	2	2013	Philadelphia	1/0	1
2007	Philadelphia	16/0	6	**Totals**		**8/0**	**2**
2008	Philadelphia	16/0	5	**First NFL game**: 9/7/03 vs. NE			
2009	Philadelphia	16/0	4				
2010	Philadelphia	16/0	4				
2011	Philadelphia	16/0	4				
2012	Philadelphia	16/0	4				
2013	Philadelphia	16/0	2				
2014	Philadelphia	16/0	2				
2015	Philadelphia	16/0	6				
Totals		**188/0**	**39**				

- Served as an executive producer for a 2014 documentary titled *Different Town* alongside one his best friends, Steve Carlson. The musical journey follows the making of an album that spans nine countries. Along the way, Carlson met his eventual wife. The documentary won several awards at film festivals
- Spent the 2015 offseason in Budapest, mastering his thumb and index finger coordination, hoping to eliminate all wasted motion in his attempt to apply 17 keys to a US standard-issue keychain in less than nine seconds
- Took up agriculture in 2015, turning the guest room of his South Philly condo into a compost heap

PERSONAL

- In addition to his careers as an NFL longsnapper and magician, he recently became a calf model - contracts still pending
- His love for magic was born while he spent 1992 in foster care after personal tragedy struck his family. He met an older teenager who could do tricks and he fell in love with magic. "It was a time for me to be by myself, a way for me to pass time. I was at peace and I enjoyed it. I loved the coordination, and being obsessed with the fundamentals of what I was doing."
- Hit up his website **JonDorenbos.com** for bookings
- Has performed magic in front of many famous musicians and athletes including Magic Johnson, Joe Montana, Dan Marino, Jim Kelly, Garth Brooks, Lindsay Lohan, Rascal Flatts and Dierks Bentley. Dorenbos collects their autographs on playing cards which he hangs up in the game room of his California home. "Having the opportunity to meet the people I've met through something I love doing, it's just an indescribable feeling."
- In 2008, captured a Mid-Atlantic Emmy Award for hosting *Inside the Eagles*, which aired on CSN Philadelphia via the Eagles Television Network
- Starred at Pacifica (CA) HS where he also played basketball and baseball. Earned all-league honors in both football and baseball. "Playing baseball and football in high school was literally the time of my life. I've never had more fun."

WING BOWL MAGIC

From 2013-15, Dorenbos served as "Commissioner" of one of Philadelphia's most popular events, Wing Bowl, which airs on the Eagles flagship radio station - 94WIP. In 2014, his teammate Jason Kelce was a contestant in the annual event that sells out the Wells Fargo Center.

- Named the team's Ed Block Courage Award recipient in 2008. The award honors those NFL players who exemplify commitment to the principles of sportsmanship and courage and is given by a vote of the team for effort as well as individual performance
- Is proud to work with several charities including Garth Brooks' "Teammates for Kids" and Brian Moorman's "Punt Foundation," which strive to help children with terminal illnesses
- In the offseason, performs as a corporate motivational speaker and performer for companies such as Jackson Financial, ING Financial, Pioneer and the National FFA Organization
- Is good friends with members of the comedy group "Broken Lizard" who wrote and produced the movie *Super Troopers*. Also had a guest appearance in their 2006 movie *Beerfest*
- Went to the Country Music Awards as a guest of the band Rascal Flatts in 2006
- Taught himself how to play the guitar. "While I was in Tennessee, I took lessons every Tuesday, but that didn't last long. I like to teach myself everything. I would give anything in the world to be a rock star. Even to be up on stage for one song, that would be the ultimate feeling for me."
- A big baseball fan growing up, idolized Ken Griffey, Jr. and Jay Buhner while rooting for the Seattle Mariners
- Was friends with a guy in high school who played third base for the Little League World Champions from Long Beach, CA
- Earned his degree from UTEP in business, with an emphasis in economics, finance and marketing
- **Favorite athletes:** Synchronized swimmers
- Resides in Huntington Beach, CA, during the offseason
- Has a sister, Kristina, who works in the neurological department at Creighton University in Omaha, NE, and a brother, Randy
- Would like to trade places with: Eagles assistant strength coach Keith "Fifty Shades Of" Gray
- Was a Dean's list and honor roll student in high school
- Full name: Jonathan Paul Dorenbos
- Twitter handle: **@JonDorenbos**

2013 HIGHLIGHTS

- Named the special teams captain of USA Football's 2013 All-Fundamental team, which honors 26 NFL players who exhibit exemplary football techniques for youth players to emulate

2011 HIGHLIGHTS

- Ranked third on the team with 123 special teams production points

2009 HIGHLIGHTS

- Played in all 16 games and earned his first Pro Bowl selection

46 LS | JON DORENBOS

2008 HIGHLIGHTS

- Played in all 16 games as the team's long snapper for the second straight season

2007 HIGHLIGHTS

- Played in all 16 games for the first time since 2003 and signed a five-year contract extension on 12/29

2006 HIGHLIGHTS

- Was signed by the Eagles on 11/29 after Mike Bartrum was placed on the Injured Reserve list (neck). Handled long-snapping duties in the final seven games (two playoffs) of the season
- Did not attend a training camp in 2006, but was re-signed by the Titans for one game early in the season (at Was. 10/15)

2005 HIGHLIGHTS (WITH TENNESSEE)

- After attending training camp with the Bills, was released prior to the start of the regular season and later signed with Tennessee for the final nine games of the year

2004 HIGHLIGHTS (WITH BUFFALO)

- Snapped for the first 13 games for the Bills before suffering a knee injury and being placed on the Injured Reserve list for the remainder of the season

2003 HIGHLIGHTS (WITH BUFFALO)

- Was one of two rookie free agents to make the Bills 53-man roster and went on to handle the punt-snapping duties in all 16 games

COLLEGE HIGHLIGHTS

- Began his collegiate career in 1999 at Golden West Junior College in Huntington Beach, CA, as a fullback and linebacker, before transferring to UTEP in 2000
- Went on to handle the long-snapping duties in 23 games over three seasons at UTEP

INJURY HISTORY

- Sustained a high ankle sprain in the fourth quarter at Ari. (9/23/12)
- Suffered a knee injury vs. Cle. (12/12/04) and was later placed on the Injured Reserve list

TRANSACTIONS

2003	Signed by BUF as a rookie free agent
12/21/04	Placed on Injured Reserve (knee)
9/6/05	Released by BUF
10/26/05	Signed by TEN to a 1-year contract
10/13/06	Signed by TEN to a 1-year contract
10/24/06	Released by TEN
11/29/06	Signed by PHI to a 2-year contract
12/29/07	Signed by PHI to a 5-year contract extension thru 2012
3/11/13	Signed by PHI to a 4-year contract

86 TE | ZACH ERTZ

VITALS

Height: 6-5
Weight: 250
Date Of Birth: November 10, 1990
Hometown: Danville, CA
HS: Monte Vista (Danville, CA)
College: Stanford
NFL Experience: 4th Year
Draft Pick: D2-13 (35th overall) by Philadelphia

MOST CATCHES IN A SINGLE GAME (EAGLES HISTORY)

1.	Zach Ertz (at Was. 12/20/14)	15
2t.	Brian Westbrook (vs. Dal. 11/4/07)	14
	Don Looney (at Was. 12/1/40)	14
4t.	Zach Ertz (vs. Was. 12/26/15)	13
	Jeremy Maclin (at Atl. 9/18/11)	13

NFL TE SINGLE-GAME RECEPTIONS SINCE 1960

1.	Jason Witten, DAL (vs. NYG 10/28/12)	18
2t.	Zach Ertz, PHI (at Was. 12/20/14)	15
	Kellen Winslow, SD (at GB 10/7/84)	15
	Jason Witten, DAL (at Det. 12/9/07)	15

IN GREAT COMPANY

MULTIPLE GAMES WITH 13+ CATCHES AND 100+ YARDS BY A TE SINCE 1960

1. Jason Witten (4)
2. Kellen Winslow, Sr. (3)
3t. Zach Ertz (2)
Tony Gonzalez (2)

THREE-STEP DROP

Talent he'd most like to have: The ability to read minds
Bucket list: Skydiving
Favorite musician: Jason Aldean
Favorite book: *Lone Survivor*
Favorite TV shows: *Game of Thrones* and *Homeland*
Favorite throwback jerseys: Randall Cunningham, Eagles; Shaquille O'Neal, Magic; Nolan Ryan, Astros
Biggest Pet Peeve: People talking about themselves
Welcome to the NFL Moment: Seeing Michael Vick in a meeting

"He was big and had a lot of athleticism. He thought he was a basketball player. After the first month, I told him, 'You have what the NFL is looking for. If you put in the time and effort you can play at the pro level.'"

- Four-time Pro Bowl TE Brent Jones

Originally selected by the Eagles in the second round of the 2013 NFL Draft, Zach Ertz signed a five-year contract extension during the 2016 offseason that will keep him in Philadelphia through 2021. An athletic and intelligent target, Ertz developed into a reliable weapon in the Eagles offense over the first three years of his career and set career highs in receptions (75) and receiving yards (853) in 2015, finishing second on the team in both categories.

BIRDSEED

- He and his fiancée, Julie Johnston, a star defender on the US Women's National Soccer team, were engaged in 2016 at the Stanford baseball stadium, where they first met

- Played high school basketball with Phillies pitcher Mark Appel on a team that went 32-4 and lost in the NorCal finals. Ertz was a center and Appel was a small forward.
- Began playing football in the 7th grade for the T-Birds, a Pop Warner team in Danville. He played left tackle. "I hated it. I actually didn't play in the 8th grade. But my mom convinced me to play my freshman year of high school and the rest is history"
- Became the highest drafted tight end by the Eagles since Keith Jackson was selected in the first round (13th overall) in 1988
- Partners annually with Bringing Hope Home's Adopt-A-Family program during the holiday season and does all of a family's holiday shopping. He also hosts the family at a home game, where he hands out presents and gives a tour of the locker room

86 TE | ZACH ERTZ

ERTZ'S CAREER STATISTICS

			RECEIVING					OFF SNAPS	
Year	Team	GP/GS	No	Yds	Avg	Lg	TD	No	Pct
2013	Philadelphia	16/3	36	469	13.0	38	4	450	41%
2014	Philadelphia	16/5	58	702	12.1	35t	3	587	50%
2015	Philadelphia	15/7	75	853	11.4	60	2	790	68%
Totals		**47/15**	**169**	**2024**	**12.0**	**60**	**9**	---	---
PLAYOFFS									
2013	Philadelphia	1/0	3	22	7.3	15	1	23	40%
Totals		**1/0**	**3**	**22**	**7.3**	**15**	**1**	---	---

ADDITIONAL STATS

Forced Fumbles: (1) - 2015 vs. TB (11/22)

Fumbles/Lost: (2/2) - 2014 (1/1), 2015 (1/1)

CAREER HIGHS

Receptions	15	12/20/14 at Was.
Yards	152	1/3/16 at NYG
Long	60	1/3/16 at NYG
TDs	2	12/1/13 vs. Ari.

2015 HIGHLIGHTS

- Set career highs in both receptions (75) and receiving yards (853), finishing second on the team in both categories. His 75 catches were the third-highest total ever by an Eagles TE
- Recorded 30 catches over the last three games of season, setting a team record for the most catches over a three-game span
- Posted 450 receiving yards in the final four games of the season, joining Seahawks TE Jimmy Graham as the only NFL tight ends with at least 450 yards over a four-game span since 2013
- Became the first Eagles TE since Brent Celek in 2009 to record back-to-back 100-yard games after tallying a career-high 152 yards in the season finale at NYG (1/3). Recorded a career long 60-yard catch to set up a TD. His 152 yards mark the fourth-highest single-game total ever by an Eagles TE and the most since Celek had 157 vs. Baltimore in 2012
- Recorded 13 receptions for a career-high 122 yards vs. Was. (12/26), marking the 4th-highest single-game reception total in team history. In 2014, also in Week 16, set the Eagles single-game reception record with 15 catches for 115 yards at Was. (12/20/14). Became just the 4th TE since 1960 to record two such games of 13+ catches and 100+ yards
- A 41-yard catch from Sam Bradford set up a game-winning field goal by Caleb Sturgis vs. Buf. (12/13)
- Snagged a 5-yard touchdown pass from Bradford at NE (12/6)

PERSONAL

- Son of Lisa and Douglas Ertz and is the oldest of four children. Lisa is an office manager and legal assistant, and Doug is a software salesman
- His father, Douglas, played football at Lehigh University from 1981-84 and his uncle, David, played baseball at the University of Vermont from 1970-72
- Has three younger brothers: Shane, Nic, and Jackson
- Has a Bernese Mountain dog named Apollo
- Graduated from Monte Vista High School in Danville, CA, where he was a first-team all-state selection as a senior after catching 56 passes for 756 yards and 14 touchdowns

2015 GAME-BY-GAME STATISTICS

				RECEIVING					SNAPS	
Date	Opp	W/L	GP/GS	No	Yds	Avg	Lg	TD	No	Pct
Sep 14	at Atl	L	1/0	3	46	15.3	21	0	52	70%
Sep 20	Dal	L	1/0	3	17	5.7	9	0	40	65%
Sep 27	at NYJ	W	1/0	2	30	15.0	21	0	38	52%
Oct 4	at Was	L	1/1	2	11	5.5	7	0	38	68%
Oct 11	NO	W	1/0	5	60	12.0	21	0	56	67%
Oct 19	NYG	W	1/1	4	43	10.8	17	0	67	86%
Oct 25	at Car	L	1/1	5	63	12.6	24	0	75	90%
Nov 8	at Dal	W	1/1	5	44	8.8	27	0	59	81%
Nov 15	Mia	L	1/0	7	68	9.7	27	0	76	79%
Nov 22	TB	L	1/1	2	12	6.0	7	0	14	20%
Nov 26	at Det	L	0/0	INACTIVE (CONCUSSION)						
Dec 6	at NE	W	1/1	2	9	4.5	5t	1	53	87%
Dec 13	Buf	W	1/0	5	98	19.6	41	0	60	78%
Dec 20	Ari	L	1/0	8	78	9.8	22t	1	49	77%
Dec 26	Was	L	1/1	13	122	9.4	17	0	64	79%
Jan 3	at NYG	W	1/0	9	152	16.9	60	0	49	74%
Totals			**15/7**	**75**	**853**	**11.4**	**60**	**2**	**790**	**68%**

GREEN AND SILVER SLUGGER

Ertz took his skills the baseball field as he captured the Eagles annual batting practice competition title at Citizens Bank Park in 2016. Ertz won a hotly-contested final round over fellow Eagles tight end Trey Burton. Other participants included 2015 champion Jon Dorenbos, head coach Doug Pederson, Bennie Logan, Chris Maragos, Donnie Jones, and Chase Daniel

LEARNING FROM THE BEST

During high school, Ertz was tutored by four-time Pro Bowl tight end Brent Jones. Jones helped coach the team and paid special attention to Ertz. "He was big and had a lot of athleticism," Jones said. "He thought he was a basketball player. After the first month, I told him, 'You have what the NFL is looking for. If you put in the time and effort you can play at the pro level.'" Jones saw Stanford as the best fit for his pupil and contacted then-Cardinal head coach Jim Harbaugh. Although Ertz suffered a broken wrist early in his junior season, Stanford arrived with a scholarship offer, which Ertz accepted.

- Garnered All-Northern California first-team honors from *NorCalPreps.com*, first-team All-Metro honors from the *San Francisco Chronicle*, All-East Bay honors from the *Contra Costa Times* and was a first-team All-East Bay Athletic League choice as a senior

86 TE | ZACH ERTZ

PERSONAL - Cont.

- Named the 2008 *Cal-Hi Sports* North Coast Section Scholar Athlete of the Year
- Also lettered in basketball at Monte Vista
- Earned his degree in management science and engineering
- Website: **ZachErtz86.com**; Twitter: **@ZERTZ_86**
  Instagram: **ZACHERTZ**

2014 HIGHLIGHTS

- Set a single-game franchise record with 15 receptions, while also posting his first-career 100-yard game (115) at Was. (12/20). The previous record of 14 catches was held by Brian Westbrook (2007) and Don Looney (1940). His 15 receptions also tied for the second-highest total by an NFL TE since 1960, trailing only Jason Witten's 18 receptions on 10/28/12
- Hauled in a season-long TD catch of 35 yards from QB Mark Sanchez in the third quarter vs. Sea. (12/7)
- Snagged a 15-yard touchdown pass from QB Nick Foles in the first quarter vs. NYG (10/12)
- Totaled a then-career high with 86 receiving yards in a win at Ind. (9/15) on *Monday Night Football*. Three of his four receptions in the contest went for 20-plus yards
- Recorded 77 yards on three catches in a season-opening victory vs. Jax. (9/7). Also snagged a 25-yard TD, marking his fifth score in a seven-game span (including playoffs)

2013 HIGHLIGHTS

- Hauled in a 3-yard TD pass from Foles to put the team up 24-23 in the fourth quarter vs. NO (1/4) in a NFC WC playoff game
- Tallied six catches for 57 yards, including a one-handed grab for a touchdown on a 3-yard pass from Foles at Min. (12/15)
- Led the team with 68 receiving yards while scoring two touchdowns on passes from Foles vs. Ari. (12/1). His performance marked the first multi-TD game by an Eagles TE in the regular season since Chad Lewis in 2001 and the first by an Eagles rookie TE since Keith Jackson in 1988
- Hauled in his first-career touchdown catch on a 15-yard throw from Foles at Oak. (11/3) and caught five passes for 42 yards

COLLEGE HIGHLIGHTS

- Appeared in 38 games at Stanford and recorded 112 receptions for 1,434 yards and 15 TDs in three seasons
- As a junior, was a unanimous All-American with first-team honors from the American Football Coaches Association, *Associated Press*, *Sporting News* and the Walter Camp Football Foundation after leading all Stanford pass catchers and all FBS tight ends in receiving yards (898) and total receptions (69), both school records at the position
- Named to the All-Pac-12 first team and garnered Pac-12 All-Academic honorable mention accolades as a junior
- Led Stanford in receiving in eight of the team's 14 games in 2012
- As a sophomore, appeared in 10 games (three starts) and hauled in 27 receptions for 343 yards and four touchdowns
- Caught 16 passes for 190 yards and five touchdowns in 13 games as a redshirt freshman
- His five touchdown receptions during his redshirt freshman season ranked third on the team behind now-Seattle Seahawks WR Doug Baldwin (nine) and now-Indianapolis Colts TE Coby Fleener (seven)

2013 GAME-BY-GAME STATISTICS

				RECEIVING					SNAPS	
Date	**Opp**	**W/L**	**GP/GS**	**No**	**Yds**	**Avg**	**Lg**	**TD**	**No**	**Pct**
Sep 9	at Was	W	1/0	1	11	11.0	11	0	24	30%
Sep 15	SD	L	1/0	2	58	29.0	31	0	12	20%
Sep 19	KC	L	1/0	1	5	5.0	5	0	14	22%
Sep 29	at Den	L	1/1	1	38	38.0	38	0	31	44%
Oct 6	at NYG	W	1/0	2	38	19.0	24	0	33	41%
Oct 13	at TB	W	1/0	3	13	4.3	6	0	42	62%
Oct 20	Dal	L	1/0	3	33	11.0	21	0	23	29%
Oct 27	NYG	L	1/0	1	5	5.0	5	0	27	44%
Nov 3	at Oak	W	1/0	5	42	8.4	15t	1	35	59%
Nov 10	at GB	W	1/0	0	0	---	--	0	33	54%
Nov 17	Was	W	1/0	2	31	15.5	16	0	30	45%
Dec 1	Ari	W	1/0	5	68	13.6	24t	2	38	49%
Dec 8	Det	W	1/1	0	0	---	--	0	26	35%
Dec 15	at Min	L	1/0	6	57	9.5	17	1	45	65%
Dec 22	Chi	W	1/1	1	27	27.0	27	0	15	23%
Dec 29	at Dal	W	1/0	3	43	14.3	17	0	22	33%
Totals			**16/3**	**36**	**469**	**13.0**	**38**	**4**	**450**	**41%**
PLAYOFFS										
Jan 4	NO	L	1/0	3	22	7.3	15	1	23	40%
Totals			**1/0**	**3**	**22**	**7.3**	**15**	**1**	**23**	**40%**

2014 GAME-BY-GAME STATISTICS

				RECEIVING					SNAPS	
Date	**Opp**	**W/L**	**GP/GS**	**No**	**Yds**	**Avg**	**Lg**	**TD**	**No**	**Pct**
Sep 7	Jax	W	1/1	3	77	25.7	26	1	52	60%
Sep 15	at Ind	W	1/0	4	86	21.5	27	0	52	76%
Sep 21	Was	W	1/0	2	14	7.0	10	0	38	52%
Sep 28	at SF	L	1/0	4	43	10.8	14	0	43	72%
Oct 5	StL	W	1/0	3	39	13.0	19	0	29	40%
Oct 12	NYG	W	1/0	3	47	15.7	23	1	30	42%
Oct 26	at Ari	L	1/1	5	48	9.6	15	0	47	51%
Nov 2	at Hou	W	1/0	1	4	4.0	4	0	24	29%
Nov 10	Car	W	1/0	1	17	17.0	17	0	31	50%
Nov 16	at GB	L	1/0	4	55	13.8	22	0	27	35%
Nov 23	Ten	W	1/1	4	30	7.5	10	0	26	30%
Nov 27	at Dal	W	1/0	0	0	---	--	0	20	26%
Dec 7	Sea	L	1/0	2	39	19.5	35t	1	25	54%
Dec 14	Dal	L	1/0	3	32	10.7	15	0	26	47%
Dec 20	at Was	L	1/1	15	115	7.7	16	0	70	78%
Dec 28	at NYG	W	1/1	4	56	14.0	19	0	47	64%
Totals			**16/5**	**58**	**702**	**12.1**	**35t**	**3**	**587**	**50%**

86 TE | ZACH ERTZ

INJURY REPORT

- Sustained a concussion in the 2nd quarter vs. TB (11/22) forcing him to miss the remainder of the contest and the first game of his career the following week at Det. (11/26)

TRANSACTIONS

2013	Drafted by PHI in 2nd round (35th overall)...signed 4-year contract
1/25/16	Signed by PHI to 5-year extension through 2021

69 G | DILLON GORDON

VITALS

Height: 6-4
Weight: 322
Date Of Birth: September 2, 1993
Hometown: River Ridge, LA
HS: John Curtis (River Ridge, LA)
College: LSU
NFL Experience: Rookie
Acquired: RFA (2016)

DID YOU KNOW?

Coming out of high school, Dillon Gordon was named a *New Orleans Times-Picayune* Blue Chip recruit and was rated the No. 23 tight end prospect in the nation by *Rivals.com*.

THREE-STEP DROP

Player he models his game after: Former LSU teammate and current Panthers G Trai Turner
If he could play any other sport: Baseball
First job: Working baseball camps in high school
Favorite baseball players growing up: Sammy Sosa, David Ortiz
Three favorite throwback jerseys: Dan Marino, Miami Dolphins; Allen Iverson, Philadelphia 76ers; Shaquille O'Neal, LA Lakers
If he could have any talent: Play guitar (or any instrument)
Most challenging aspect of his job: "On the offensive line, your mindset has to change. People rely on you more"
Best part of being an O-lineman: "It all starts with you up front. We get the play started"

Dillon Gordon, a three-year starter at tight end for the LSU Tigers, signed with the Eagles as a rookie free agent during the 2016 offseason. Known for his blocking abilities, Gordon played in 42 career games (28 starts) during his four-year collegiate career and totaled seven catches for 96 yards (13.7 avg.).

BIRDSEED

- Considers his college tight ends coach, Steve Ensminger, the person who has had the biggest impact on his career. "He taught me how to play nasty and to let my personality shine on the field."
- Nicknamed "Bull" by former LSU teammate and current Panthers G Trai Turner, based on the way he played on the field with the Tigers
- Began playing football at 3 years old against 5- and 6-year olds. Gordon, who started out as a quarterback and later transitioned to running back, tight end and eventually offensive line in the NFL, was always the youngest player on his team

COLLEGE HIGHLIGHTS

- Played in 42 games (28 starts) during his four-year career at LSU and served predominantly as a blocking tight end in the Tigers offense
- Appeared in just three games during his final collegiate campaign in 2015 before his career was cut short due to an Achilles injury
- Started all 13 games at tight end as a junior in 2014 and helped LSU rush for 2,919 yards, marking the fifth-highest single-season rushing total in school history. As a part of that effort, helped clear the way for freshman RB Leonard Fournette to rush for 1,034 yards and 10 touchdowns
- Played in 13 games (12 starts) as a sophomore in 2013 and led all LSU tight ends with six catches for 88 yards (14.7 avg.). Snagged a career-long 36-yard reception in a win vs. Texas A&M (11/23/13)
- Saw action on offense and special teams in all 13 games as a true freshman in 2012, but did not record any statistics

PERSONAL

- Played high school football at John Curtis in River Ridge, LA, and helped lead the squad to a state title as a senior in 2011. Earned Class 2A first-team honors that season after playing a major role in the running game and grabbing seven receptions for 122 yards and two touchdowns. Also logged 12 tackles and three sacks on defense
- Was named a *New Orleans Times-Picayune* Blue Chip recruit and was rated the No. 23 tight end prospect in the nation by *Rivals.com*
- Son of Rita and Bernard Jarrow
- Is the cousin of former LSU and current Falcons DE Tyson Jackson, who was originally selected by the Kansas City Chiefs in the first round (No. 3 overall) of the 2009 NFL Draft. Also cousins with former Tigers FB Quinn Johnson, who played in the NFL for five seasons (2009-2013)
- Majored in sports administration

55 DE | BRANDON GRAHAM

VITALS

Height: 6-2
Weight: 265
Date Of Birth: April 3, 1988
Hometown: Detroit, MI
HS: Crocket Vocational Technical (Detroit, MI)
College: Michigan
NFL Experience: 7th Year
Draft Pick: D1-10 (13th overall) by Philadelphia

MICHIGAN CAREER RANKINGS

SACKS (SINCE 1980)

1. Mark Messner (1985-88)	36.0
2. Brandon Graham (2006-09)	29.5
3. James Hall (1996-99)	25.0

TACKLES FOR LOSS

1. Mark Messner (1985-88)	70.0
2. Brandon Graham (2006-09)	56.0
3. LaMarr Woodley (2003-06)	52.5

FORCED FUMBLES

1. LaMarr Woodley (2003-06)	10
2t. Brandon Graham (2006-09)	7
Jake Ryan (2011-14)	7

NFL REGULAR-SEASON FORCED FUMBLES SINCE 2014

1. Jamie Collins (NE)	9
2. Robert Quinn (StL)	8
3t. Brandon Graham (Phi)	7
Ezekiel Ansah (Det)	7
Ryan Kerrigan (Was)	7
Cameron Wake (Mia)	7
J.J. Watt (Hou)	7
K.J. Wright (Sea)	7

THREE-STEP DROP

If he could play another sport what team/position: Pitcher, Detroit Tigers
Bucket list: Drive a NASCAR car post-playing career
First jersey: Dave Bing, Detroit Pistons
First job: Working the grill at McDonalds
Favorite Halloween costume: Batman, when he was 10
Favorite book: *New Money: Staying Rich* by Phillip Buchanon
Favorite movie: *Equalizer*
Favorite quote: "Those who stay, will be champions." - Bo Schembechler

Originally a first-round draft choice of the Eagles in 2010, Brandon Graham began his career as a defensive end, but made the transition to outside linebacker in 2013. Graham proved more than capable of the switch in 2014 when he matched his career-high with 5.5 sacks, forced a career-high four fumbles and ranked second and third on the defense, respectively, with 13.5 tackles for a loss and 18 QB hurries. Graham was rewarded for his play with a four-year deal during the 2015 offseason and set new career highs in 2015 with 6.5 sacks and 63 tackles.

CAREER HIGHLIGHTS

- Has compiled 23.5 sacks in his career which is the 19th-highest total in Eagles history
- His seven forced fumbles over the last two regular seasons (2014-15) tie for the third-most in the NFL

2015 HIGHLIGHTS

- Finished the season ranked third on the team with a career-high 6.5 sacks and set a new career high with 63 tackles. Tied for the team lead with three forced fumbles
- Matched his season-high with two sacks of Patriots QB Tom Brady in a 35-28 win at NE (12/6)
- Recorded a season-high two sacks at Dal. (11/8) and managed to jar the ball loose from Cowboys QB Matt Cassel on both of his takedowns. His two forced fumbles marked a single-game career high and made him just the fifth Eagle since 1994 to record two sacks and two fumbles in the same game. Also logged a season-high nine tackles in the victory
- Notched a sack of QB Eli Manning vs. NYG (10/19)
- Recorded a season-high seven tackles (all solo) and his first sack of the season at Was. (10/4). Also notched a forced fumble when he stripped TE Jordan Reed at the end of the third quarter. Teammate Jordan Hicks recovered the loose ball and three plays later, QB Sam Bradford connected with WR Miles Austin on a 39-yard TD to give the Eagles a 20-16 lead

BIRDSEED

- Organized a co-ed, high school football camp in Michigan called the Select 100 that takes 10 students (five boys and five girls) from each of Detroit's 20 public schools. The inaugural camp took place in summer 2015 and will help promote teamwork, confidence through sports and self esteem. At the suggestion of his wife, Carlyne, Graham decided that it was important to incorporate girls into the program, as the couple recognized the void for female football camps
- In the offseason, trains in Detroit with former Michigan LBs Larry Foote and LaMarr Woodley. Works out at a Detroit boxing facility, Barwis Methods, with trainer Mike Barwis
- Graham is currently nine credits shy of obtaining a degree in sport management and plans to finish following his football career. He has also taken an interest in sports broadcasting and would like to attend the NFL's Broadcast Boot Camp in the future

55 DE | BRANDON GRAHAM

GRAHAM'S CAREER STATISTICS																		
			TACKLES					PASS DEFENSE					FUMBLES			DEF SNAPS		ST
Year	Team	GP/GS	Total	Solo	Asst	TFL	Sacks	Int	Yards	Lg	TD	KD	FF	FR	Yards	Played	Pct	T
2010	Philadelphia	13/6	18	12	6	1.0	3.0	0	0	--	0	0	2	0	0	NA	NA	0
2011	Philadelphia	3/0	4	2	2	1.0	0.0	0	0	--	0	0	0	0	0	NA	NA	0
2012	Philadelphia	16/6	50	34	16	7.0	5.5	0	0	--	0	1	2	1	0	420	40%	0
2013	Philadelphia	16/0	21	14	7	2.0	3.0	0	0	--	0	0	1	0	0	323	27%	7
2014	Philadelphia	16/1	43	29	14	13.5	5.5	0	0	--	0	0	4	0	0	499	43%	8
2015	Philadelphia	16/10	63	44	19	12.5	6.5	0	0	--	0	1	3	0	0	858	71%	0
Totals		**80/23**	**199**	**135**	**64**	**37.0**	**23.5**	**0**	**0**	**--**	**0**	**2**	**12**	**1**	**0**	**---**	**---**	**15**
PLAYOFFS																		
2010	Philadelphia	0/0	INJURED RESERVE (ACL)															
2013	Philadelphia	1/0	2	1	1	0.0	1.0	0	0	0	0	0	0	0	0	22	31%	1
Totals		**1/0**	**2**	**1**	**1**	**0.0**	**1.0**	**0**	**0**	**0**	**0**	**0**	**0**	**0**	**0**	**---**	**---**	**1**

2015 GAME-BY-GAME STATISTICS																
Date	Opp	W/L	GP/GS	S	A	TT	Sac	Hur	Int	Yds	Lg	KD	FF	FR	Snaps	Pct
Sep 14	at Atl	L	1/1	3	0	3	0.0	0	0	0	0	0	0	0	53	69%
Sep 20	Dal	L	1/1	2	1	3	0.0	1	0	0	0	0	0	0	67	79%
Sep 27	at NYJ	W	1/0	2	2	4	0.0	0	0	0	0	0	0	0	49	62%
Oct 4	at Was	L	1/1	7	0	7	1.0	1	0	0	0	0	1	0	56	67%
Oct 11	NO	W	1/0	0	0	0	0.0	0	0	0	0	0	0	0	44	64%
Oct 19	NYG	W	1/1	2	1	3	1.0	1	0	0	0	0	0	0	45	66%
Oct 25	at Car	L	1/1	3	2	5	0.0	0	0	0	0	0	0	0	39	64%
Nov 8	at Dal	W	1/1	5	4	9	2.0	0	0	0	0	0	2	0	61	78%
Nov 15	Mia	L	1/1	1	2	3	0.5	0	0	0	0	0	0	0	51	76%
Nov 22	TB	L	1/1	3	1	4	0.0	1	0	0	0	0	0	0	56	72%
Nov 26	at Det	L	1/0	4	1	5	0.0	0	0	0	0	0	0	0	47	65%
Dec 6	at NE	W	1/1	4	0	4	2.0	2	0	0	0	0	0	0	67	75%
Dec 13	Buf	W	1/1	1	3	4	0.0	1	0	0	0	1	0	0	63	85%
Dec 20	Ari	L	1/0	3	0	3	0.0	0	0	0	0	0	0	0	56	74%
Dec 26	Was	L	1/0	1	1	2	0.0	0	0	0	0	0	0	0	58	77%
Jan 3	at NYG	W	1/0	3	1	4	0.0	0	0	0	0	0	0	0	46	55%
Totals			**16/10**	**44**	**19**	**63**	**6.5**	**7**	**0**	**0**	**0**	**1**	**3**	**0**	**858**	**71%**

CAREER HIGHS		
Tackles	10	12/13/12 vs. Cin.
Sacks	2.5	12/13/12 vs. Cin.
Forced Fumbles	2	11/8/15 at Dal.

BIRDSEED - Cont.

- Names his mother, Tasha Graham, as being the most influential person in his life. A cancer survivor, Tasha was diagnosed with leukemia at a young age. She spent most of her life working at a Chrysler auto plant to support Brandon and his three sisters. Recalled Tasha, "The doctors told me I would never be able to have kids, so I cherish them because of that. When I was working at Chrysler, working hard, trying to make ends meet, it was for them and Brandon saw that."
- Rod Oden, who was an assistant coach at Crocket while Graham was in high school, is now the head coach there and fondly reflects on Graham's work ethic and the impact he has made on the program. "He was an absolute leader. The entire school would follow Brandon. He's a leader in demonstration. We say, 'Leadership is demonstrated, it's not announced.' He walks in a room and his presence commands respect. People see him put in the extra hours. They see him run the extra sprints, lift the extra weights, and they follow. Now we have kids who want to be the next Brandon. They're still following."

PERSONAL

- Married Carlyne Williams during the 2014 offseason and resides in Philadelphia. The couple gave birth to their first child, daughter Emerson, in the winter of 2016. They also have a cocker spaniel named Midnight
- Parents are Tasha Graham and Derrick Walton. Has three younger sisters, Brittany, Mikayla and Brianna
- Began playing football at the age of seven as a linebacker, center and running back for the Detroit Giants
- Says his greatest love besides football is doing flips in gymnastics. "I started doing it when I was young and I just got better and better. It's really fun. I can do about 10 in a row now."
- **Most underrated attribute of a pass rusher:** "The ability to react. There are plenty of fast people that can't react."
- **Favorite college football memory:** "Recording 3.5 sacks to help the team comeback against Wisconsin during my junior year."

55 DE | BRANDON GRAHAM

PERSONAL - Cont.

- **Favorite moment in sports growing up:** "In my junior year of high school, I intercepted a pass in the state semifinals, took it to the house and we won the game. It was a great feeling."
- Was a four-year starter at Crockett Vocation Technical HS in Detroit and earned *Parade*, EA Sports and *USA Today* first-team All-America honors as a senior. That year, was also named the Michigan Gatorade Player of the Year
- Recorded 307 tackles, including 112 for loss, and 56 sacks during his high school career. Also collected 16 fumble recoveries, forced six more and grabbed two interceptions. Also averaged more than 40 yards per attempt as a punter
- Lettered in basketball while also throwing the shot put in track and field, logging a career-best toss of 50 feet. Also ran a 10.9 in the 100 meters and a 23.5 in the 200
- Regularly donates uniforms and equipment to his high school alma mater
- Grew up a fan of the Detroit Red Wings, Tigers and Lions
- Is an avid shoe collector with his favorite being Air Jordans
- During the offseason, Graham plays paintball on a weekly basis with teammate Bennie Logan
- Twitter handle: **@BGraham54**
- Earned his degree from Michigan in general studies

2014 HIGHLIGHTS

- Finished tied for third in the NFL with four forced fumbles
- Ranked second and third on the defense, respectively, with 13.5 tackles for a loss and 18 QB hurries. Also ranked fourth in sacks (5.5)
- Made his first start of the season at Was. (12/20), filling in at OLB for injured LB Trent Cole, and tallied a season-high six tackles (three solo) and four quarterback hurries
- Brought down Cowboys QB Tony Romo for a 5-yard loss in the third quarter at Dal. (11/27). The sack gave him 5.5 on the season, matching his previous single-season high from 2012
- Registered his first multi-sack game of the season when he tallied 1.5 sacks vs. Car. (11/10). Stripped Panthers QB Cam Newton in the third quarter for his fourth forced fumble of the season
- Notched a 1-yard sack of Texans QB Ryan Fitzpatrick in the second quarter at Hou. (11/2)
- Recorded his second sack of the season when he took down QB Ryan Nassib vs. NYG (10/12), simultaneously jarring the ball loose for his third forced fumble of the year
- Registered three tackles (two solo), four QB hurries and a forced fumble vs. StL (10/5). Stripped Rams RB Zac Stacy in the third quarter, causing a fumble that was picked up by DE Cedric Thornton and returned 40 yards. The turnover set up an Eagles touchdown two plays later
- Notched his first sack of the season when he brought down QB Colin Kaepernick for a 7-yard loss at SF (9/28)
- Forced a fumble vs. Was. (9/21), stripping RB Alfred Morris in the first quarter

2013 HIGHLIGHTS

- Sacked Drew Brees in his first career playoff game vs. NO (1/4)
- Forced a fumble of RB Joique Bell vs. Det. (12/8) in the red zone that was recovered by S Patrick Chung
- Notched two sacks of Carson Palmer vs. Ari. (12/1) in just 13 snaps of action

2012 HIGHLIGHTS

- Finished the season tied for the team lead with 5.5 sacks
- Notched four sacks in the final six games after being named the starter at LDE
- Collared a career-high and an Eagles single-game, season-high 2.5 sacks of QB Andy Dalton vs. Cin. (12/13), including a strip sack in the second quarter that directly led to a Philadelphia field goal. Also tallied a career-best 10 tackles (seven solo) and added three quarterback hurries
- Recorded the first multi-sack game of his career, tallying 1.5 sacks of QB Tony Romo, and notched eight tackles (five solo) and a team-high four quarterback hurries at Dal. (12/2)
- Forced and recovered a fumble while recording a sack of QB Drew Brees on the Eagles 9-yard line, thwarting a Saints drive, at NO (11/5). The turnover led to an Eagles touchdown on the ensuing drive
- Notched a half-sack of QB Kevin Kolb and collared five tackles, including a team-high three tackles for a loss at Ari. (9/23)

2010 HIGHLIGHTS

- He and safety Nate Allen became the first pair of defensive rookies to start on opening day for the Eagles since S Wes Hopkins and LB Jody Schulz in 1983
- Started at Chi. (11/28) for an injured Juqua Parker (hip) and recorded a sack of Bears QB Jay Cutler
- Forced a fumble of Giants RB Ahmad Bradshaw vs. NYG (11/21) that was recovered by teammate Asante Samuel and led to a FG
- Sacked Alex Smith in the fourth quarter at SF (10/10), forcing a fumble that was returned 52 yards for a TD by S Quintin Mikell
- Registered the first sack of his career in his hometown at Det. (9/19), bringing down Lions QB Shaun Hill

COLLEGE HIGHLIGHTS

- Played in 46 games (28 starts) for Michigan, and was a two-time team captain (2008-09), recording 138 tackles (85 solo), 29.5 sacks, 56 tackles for a loss, eight forced fumbles and three fumble recoveries. Also blocked two punts and returned a teammate's blocked punt 2 yards for a touchdown vs. Delaware State (10/17/09). Graham's touchdown vs. Delaware State marks the last time he scored a touchdown
- Was named Bo Schembechler MVP twice (2008-09), becoming the first defensive player in school history to do so. The previous two-time MVPs were RB Mike Hart (2006-07), WR Anthony Carter (1980, 1982), RB Ron Johnson (1968-69), RB Tom Harmon (1939-1940) and G Ralph Heikkinen (1937-38)
- Finished his college career ranked second in school history in sacks (29.5), forced fumbles (eight) and tackles for a loss (56)
- Was a second-team All-America selection and first-team All-Big Ten Conference pick as a senior in 2009 after recording a career-best 64 tackles (42 solo) and a team-high 10.5 sacks. Also led the NCAA with 26 tackles for a loss, which ranked as the second-best single-season total in Michigan history
- Was voted as the Bo Schembechler team MVP for the second consecutive season. Also finished as a finalist for the Ted Hendricks Award, which is given annually to the nation's top college defensive end
- Earned second-team all-conference honors as a junior in 2008 after notching 46 tackles (29 solo) and 10 sacks. His 10 sacks ranked second in the conference and his 20 tackles for a loss ranked second in the nation. Also was voted as the team MVP

55 DE | BRANDON GRAHAM

COLLEGE HIGHLIGHTS - Cont.

- Appeared in all 13 games (five starts) as a sophomore in 2007, registering 25 tackles (13 solo), 8.5 sacks and three forced fumbles
- Played in 11 games in 2006 and notched three tackles and a half-sack

INJURY HISTORY

- Was rendered inactive at NYG (11/20/11) with a rib contusion and a knee injury
- Missed the first seven games of the 2011 season after being placed on the Reserve/PUP list on 9/4/11
- Underwent successful anterior cruciate ligament surgery to repair a torn ACL on 12/21/10. Was originally placed on Injured Reserve on 12/14/10 after suffering the injury at Dal. (12/12/10)

TRANSACTIONS

2010	Drafted by PHI in 1st round (13th overall) ... signed 5-year contract
12/14/10	Placed on Injured Reserve (knee)
9/3/11	Placed on Reserve/PUP (knee)
11/5/11	Activated from Reserve/PUP (knee)
3/9/15	Re-signed by PHI to 4-year contract

2010 GAME-BY-GAME STATISTICS

Date	Opp	W/L	GP/GS	S	A	TT	Sac	Hur	Int	Yds	Lg	KD	FF	FR	Snaps	Pct
Sep 12	GB	L	1/1	1	0	1	0	2	0	0	0	0	0	0	NA	NA
Sep 19	at Det	W	1/1	1	1	2	1	1	0	0	0	0	0	0	NA	NA
Sep 26	at Jax	W	1/1	1	2	3	0	1	0	0	0	0	0	0	NA	NA
Oct 3	Was	W	1/1	3	0	3	0	2	0	0	0	0	0	0	NA	NA
Oct 10	at SF	L	1/0	2	1	3	1	2	0	0	0	0	1	0	NA	NA
Oct 17	Atl	W	1/0	1	0	1	0	0	0	0	0	0	0	0	NA	NA
Oct 24	at Ten	L	1/0	0	0	0	0	0	0	0	0	0	0	0	NA	NA
Nov 7	Ind	W	1/0	0	0	0	0	2	0	0	0	0	0	0	NA	NA
Nov 15	at Was	W	1/0	0	0	0	0	1	0	0	0	0	0	0	NA	NA
Nov 21	NYG	W	1/0	1	1	2	0	0	0	0	0	0	1	0	NA	NA
Nov 28	at Chi	L	1/1	2	0	2	1	1	0	0	0	0	0	0	NA	NA
Dec 2	Hou	W	1/1	0	1	1	0	0	0	0	0	0	0	0	NA	NA
Dec 12	at Dal	W	1/0	0	1	1	0	1	0	0	0	0	0	0	NA	NA
PLACED ON INJURED RESERVE (ACL) ON 12/14																
Totals			**13/6**	**12**	**7**	**19**	**3**	**13**	**0**	**0**	**0**	**0**	**2**	**0**	**NA**	**NA**

2011 GAME-BY-GAME STATISTICS

Date	Opp	W/L	GP/GS	S	A	TT	Sac	Hur	Int	Yds	Lg	KD	FF	FR	Snaps	Pct
ACTIVATED FROM RESERVE/PUP LIST (KNEE) ON 11/5																
Nov 7	Chi	L	1/0	1	2	3	0.0	0	0	0	0	0	0	0	NA	NA
Nov 13	Ari	L	1/0	0	0	0	0.0	0	0	0	0	0	0	0	NA	NA
Nov 20	at NYG	W	0/0	INACTIVE (RIBS/KNEE)												
Nov 27	NE	L	0/0	INACTIVE												
Dec 1	at Sea	L	0/0	DID NOT PLAY												
Dec 11	at Mia	W	0/0	INACTIVE												
Dec 18	NYJ	W	1/0	1	0	1	0.0	1	0	0	0	0	0	0	NA	NA
Dec 24	at Dal	W	0/0	INACTIVE												
Jan 1	Was	W	0/0	DID NOT PLAY												
Totals			**3/0**	**2**	**2**	**4**	**0.0**	**1**	**0**	**0**	**0**	**0**	**0**	**0**	**NA**	**NA**

55 DE | BRANDON GRAHAM

2012 GAME-BY-GAME STATISTICS																
Date	Opp	W/L	GP/GS	S	A	TT	Sac	Hur	Int	Yds	Lg	KD	FF	FR	Snaps	Pct
Sep 9	at Cle	W	1/0	0	0	0	0.0	1	0	0	0	0	0	0	4	7%
Sep 16	Bal	W	1/0	1	0	1	0.0	4	0	0	0	0	0	0	9	13%
Sep 23	at Ari	L	1/0	3	2	5	0.5	0	0	0	0	0	0	0	17	27%
Sep 30	NYG	W	1/0	1	0	1	0.0	0	0	0	0	0	0	0	10	15%
Oct 7	at Pit	L	1/0	0	1	1	0.0	5	0	0	0	0	0	0	18	25%
Oct 14	Det	L	1/0	1	0	1	0.0	3	0	0	0	0	0	0	18	23%
Oct 28	Atl	L	1/0	5	1	6	0.0	2	0	0	0	0	0	0	31	41%
Nov 5	at NO	L	1/0	2	1	3	1.0	0	0	0	0	0	1	1	21	38%
Nov 11	Dal	L	1/0	0	1	1	0.0	1	0	0	0	0	0	0	22	41%
Nov 18	at Was	L	1/0	0	0	0	0.0	1	0	0	0	0	0	0	22	42%
Nov 26	Car	L	1/1	2	2	4	0.0	1	0	0	0	0	0	0	30	44%
Dec 2	at Dal	L	1/1	5	3	8	1.5	4	0	0	0	0	0	0	31	48%
Dec 9	at TB	W	1/1	2	0	2	0.0	0	0	0	0	0	0	0	47	65%
Dec 13	Cin	L	1/1	7	3	10	2.5	3	0	0	0	0	1	0	52	67%
Dec 23	Was	L	1/1	3	2	5	0.0	1	0	0	0	1	0	0	39	74%
Dec 30	at NYG	L	1/1	2	0	2	0.0	1	0	0	0	0	0	0	49	78%
Totals			**16/6**	**34**	**16**	**50**	**5.5**	**27**	**0**	**0**	**0**	**1**	**2**	**1**	**420**	**40%**

2013 GAME-BY-GAME STATISTICS																
Date	Opp	W/L	GP/GS	S	A	TT	Sac	Hur	Int	Yds	Lg	KD	FF	FR	Snaps	Pct
Sep 9	at Was	W	1/0	0	0	0	0.0	0	0	0	0	0	0	0	16	21%
Sep 15	SD	L	1/0	0	0	0	0.0	0	0	0	0	0	0	0	16	19%
Sep 19	KC	L	1/0	2	1	3	1.0	1	0	0	0	0	0	0	17	20%
Sep 29	at Den	L	1/0	1	0	1	0.0	0	0	0	0	0	0	0	20	27%
Oct 6	at NYG	W	1/0	0	0	0	0.0	1	0	0	0	0	0	0	22	30%
Oct 13	at TB	W	1/0	0	0	0	0.0	0	0	0	0	0	0	0	23	32%
Oct 20	Dal	L	1/0	3	0	3	0.0	1	0	0	0	0	0	0	18	55%
Oct 27	NYG	L	1/0	1	0	1	0.0	0	0	0	0	0	0	0	18	24%
Nov 3	at Oak	W	1/0	0	0	0	0.0	0	0	0	0	0	0	0	28	29%
Nov 10	at GB	W	1/0	1	1	2	0.0	0	0	0	0	0	0	0	17	22%
Nov 17	Was	W	1/0	2	0	2	0.0	1	0	0	0	0	0	0	28	34%
Dec 1	Ari	W	1/0	3	0	3	2.0	0	0	0	0	0	0	0	13	18%
Dec 8	Det	W	1/0	0	2	2	0.0	0	0	0	0	0	1	0	21	36%
Dec 15	at Min	L	1/0	0	1	1	0.0	0	0	0	0	0	0	0	20	27%
Dec 22	Chi	W	1/0	0	1	1	0.0	1	0	0	0	0	0	0	27	42%
Dec 29	at Dal	W	1/0	1	1	2	0.0	2	0	0	0	0	0	0	19	29%
Totals			**16/0**	**14**	**7**	**21**	**3.0**	**7**	**0**	**0**	**0**	**0**	**1**	**0**	**323**	**27%**
PLAYOFFS																
Jan 4	NO	L	1/0	1	1	2	1.0	1	0	0	0	0	0	0	22	31%
Totals			**1/0**	**1**	**1**	**2**	**1.0**	**1**	**0**	**0**	**0**	**0**	**0**	**0**	**22**	**31%**

55 DE | BRANDON GRAHAM

2014 GAME-BY-GAME STATISTICS																
Date	**Opp**	**W/L**	**GP/GS**	**S**	**A**	**TT**	**Sac**	**Hur**	**Int**	**Yds**	**Lg**	**KD**	**FF**	**FR**	**Snaps**	**Pct**
Sep 7	Jax	W	1/0	3	0	3	0.0	0	0	0	0	0	0	0	25	34%
Sep 15	at Ind	W	1/0	0	1	1	0.0	1	0	0	0	0	0	0	23	32%
Sep 21	Was	W	1/0	3	1	4	0.0	0	0	0	0	0	1	0	27	35%
Sep 28	at SF	L	1/0	1	1	2	1.0	0	0	0	0	0	0	0	28	34%
Oct 5	StL	W	1/0	2	1	3	0.0	4	0	0	0	0	1	0	26	35%
Oct 12	NYG	W	1/0	3	0	3	1.0	1	0	0	0	0	1	0	33	52%
Oct 26	at Ari	L	1/0	1	1	2	0.0	3	0	0	0	0	0	0	28	40%
Nov 2	at Hou	W	1/0	1	1	2	1.0	4	0	0	0	0	0	0	20	33%
Nov 10	Car	W	1/0	2	2	4	1.5	0	0	0	0	0	1	0	40	49%
Nov 16	at GB	L	1/0	1	1	2	0.0	0	0	0	0	0	0	0	28	41%
Nov 23	Ten	W	1/0	1	0	1	0.0	0	0	0	0	0	0	0	28	41%
Nov 27	at Dal	W	1/0	3	0	3	1.0	0	0	0	0	0	0	0	24	39%
Dec 7	Sea	L	1/0	0	1	1	0.0	0	0	0	0	0	0	0	31	36%
Dec 14	Dal	L	1/0	2	1	3	0.0	1	0	0	0	0	0	0	41	50%
Dec 20	at Was	L	1/1	3	3	6	0.0	4	0	0	0	0	0	0	57	100%
Dec 28	at NYG	W	1/0	3	0	3	0.0	0	0	0	0	0	0	0	40	50%
Totals			**16/1**	**29**	**14**	**43**	**5.5**	**18**	**0**	**0**	**0**	**0**	**4**	**0**	**499**	**43%**

18 WR | DORIAL GREEN-BECKHAM

VITALS

Height: 6-5
Weight: 237
Date Of Birth: April 12, 1993
Hometown: Springfield, MO
HS: Hillcrest (Springfield, MO)
College: Oklahoma
NFL Experience: 2nd Year
Acquired: T-Ten-2016
Draft Pick: D2-15 (40th overall) by Tennessee

2015 WR LEADERS

YARDS PER RECEPTION (MIN. 32 CATCHES)

Name	Y/R
1. Torrey Smith, SF	20.1
2. Kenny Britt, STL	18.9
3. James Jones, GB	17.8
4t. Allen Robinson, JAX	17.5
Sammy Watkins, BUF	17.5
6. Dorial Green-Beckham, TEN	17.2

THREE-STEP DROP

Favorite food: Steak
Hobbies: Topgolf, Go Karts, spending time outdoors
Players he models his game after: Calvin Johnson and Jerry Rice
Best player he has faced: Jets CB Darrelle Revis
If he could play another sport, what team/position: Guard, Miami Heat
Bucket list: Go skydiving and go on a cruise
Favorite throwback uniforms: Michael Jordan (Bulls), LeBron James (Rookie Year, Cavaliers), Kobe Bryant (#8, Rookie Year, Lakers)
Favorite Halloween costume growing up: Ninja
Favorite teams/athletes: Chicago Bulls, Michael Jordan and LeBron James
Favorite movie: *Love and Basketball*, *Remember the Titans*
Favorite TV show: *Power*, *Prison Break*

An athletic receiver with long range, Dorial Green-Beckham was acquired by the Eagles in a trade with the Titans on August 16, 2016. Selected by Tennessee in the second round (40th overall) of the 2015 NFL Draft, Green-Beckham tallied 32 catches for 549 receiving yards and four TDs in his rookie campaign, while finishing sixth in the NFL with a team-best 17.2 yards per reception. Tabbed as the country's No. 1 overall prospect at any position by *Rivals.com* coming out of high school, the Springfield, MO, native posted 87 receptions for 1,278 receiving yards and 17 TDs in two seasons at the University of Missouri.

BIRDSEED

- Bouncing in-and-out of several foster homes throughout his early years, Dorial and his brother, Darnell, were officially adopted by his high school coach, John Beckham, and his wife, Tracy, on December 30, 2009
- A three-star recruit who signed a national letter of intent at Missouri, Darnell Green-Beckham - the brother of Dorial - was diagnosed and received treatment for acute lymphoblastic leukemia a few years back. While in high school, Darnell wore the number "10" and Dorial wore "5," but when Dorial moved on to the University of Missouri, he changed his number to "15" to show his brother, who is now in remission, that they were linked as one on the football field
- In the summer of 2016, Green-Beckham hosted Camp DGB at Hillcrest High School in his hometown of Springfield, MO. With the assistance of current Missouri State football players, Hillcrest H.S. football coaches and former Eagles and current New England Patriots TE Clay Harbor, Dorial helped provide instruction to 200 2nd-8th graders. He has plans to make Camp DGB an annual event

CAREER HIGHLIGHTS

- Ranked sixth in the NFL and first among rookies with a team-leading 17.2 yards per reception average in 2015 (min. 32 rec.). It was the fourth-best single-season mark in Titans history, trailing only WR Justin Gage (2008 - 19.1), WR Kenny Britt (2010 - 18.5) and WR Justin McCareins (2003 - 17.3)
- Led all NFL pass catchers in 2015 with a 93.8% rate of first downs on receptions (min. 32 rec.). Since 1991, only three other players have posted higher single-season percentages: Redskins WR Henry Ellard (1994 - 95.9% ... 1996 - 94.2%), Chargers WR Malcom Floyd (2011 - 95.3%) and LA Raiders WR James Jett (1993 - 93.9%)
- His four receiving TDs in 2015 tied WR Justin Hunter (2013) and WR Tyrone Calico (2003) for the most by a Titans rookie in franchise history
- Posted more receptions (32), receiving yards (549) and TDs (four) than six of the seven wide receivers selected before him in the 2015 NFL Draft, trailing only Raiders WR Amari Cooper (72-1,070-6)

18 WR | DORIAL GREEN-BECKHAM

GREEN-BECKHAM'S CAREER STATISTICS

			RECEIVING					OFF SNAPS	
Year	Team	GP/GS	No	Yds	Avg	Lg	TD	No	Pct
2015	Tennessee	16/5	32	549	17.2	47t	4	580	56%
Totals		**16/5**	**32**	**549**	**17.2**	**47t**	**4**	**---**	**---**

ADDITIONAL CAREER STATISTICS

Special Teams Tackles: (1) - 2015 (1)

2015 GAME-BY-GAME STATISTICS

				RECEIVING					SNAPS	
Date	Opp	W/L	GP/GS	No	Yds	Avg	Lg	TD	No	Pct
Sep 13	at TB	W	1/0	0	0	---	--	0	9	16%
Sep 20	at Cle	L	1/0	1	13	13.0	13t	1	13	17%
Sep 27	Ind	L	1/0	2	22	11.0	19	1	14	17%
Oct 11	Buf	L	1/0	0	0	---	--	0	18	26%
Oct 18	Mia	L	1/0	3	57	19.0	32	0	29	42%
Oct 25	Atl	L	1/1	0	0	---	--	0	36	67%
Nov 1	at Hou	L	1/0	1	12	12.0	12	0	36	61%
Nov 8	at NO	W	1/1	5	77	15.4	20	0	48	68%
Nov 15	Car	L	1/0	0	0	---	--	0	29	63%
Nov 19	at Jax	L	1/0	3	40	13.3	17	0	59	84%
Nov 29	Oak	L	1/0	1	22	22.0	22	0	39	63%
Dec 6	Jax	W	1/0	5	119	23.8	47t	1	41	59%
Dec 13	at NYJ	L	1/1	3	53	17.7	27	0	54	89%
Dec 20	at NE	L	1/0	6	113	18.8	30	0	49	79%
Dec 27	Hou	L	1/1	0	0	---	--	0	59	89%
Jan 3	at Ind	L	1/1	2	21	10.5	16	1	47	81%
Totals			**16/5**	**32**	**549**	**17.2**	**47t**	**4**	**580**	**56%**

100-YARD RECEIVING GAMES (2)

Yds	Date	Opponent	Rec.	TDs
119	12/6/15	vs. Jacksonville (W)	5	1
113	12/20/15	at New England (L)	6	0

CAREER HIGHS

Receptions	6	12/20/15 at NE
Rec. Yards	119	12/6/15 vs. Jax.
Rec. Long	47t	12/6/15 vs. Jax.
Rec. TDs	1	4x - 1/3/16 at Ind.

2015 HIGHLIGHTS (WITH TENNESSEE)

- Hauled in a 5-yard TD pass early in the fourth quarter at Ind. (1/3), while adding two catches for 21 yards
- Snared a career-high six receptions for a team-leading 113 receiving yards in a road contest at NE (12/20)
- In a road win at Jax. (12/6), led the team with 119 receiving yards - his first-career 100-yard receiving game - on five receptions. Punctuated a Titans victory with a 47-yard catch-and-run TD on the first play of the fourth quarter
- Registered two catches for 22 yards and a score vs. Ind. (9/27)
- Jumped up and snagged a catch in the end zone for his first-career TD reception at Cle. (9/20)
- Made his NFL debut in the season opener at TB (9/13)

COLLEGE HIGHLIGHTS

- Spent two seasons at the University of Missouri, where he recorded 87 receptions for 1,278 yards and 17 TDs, before transferring to the University of Oklahoma for the 2014 season
- Spent the 2014 season practicing with the University of Oklahoma football team, but did not play due to NCAA transfer rules
- Was named a second-team All-SEC honoree by the *Associated Press* as a sophomore in 2013, after compiling 59 catches for 883 yards and 12 touchdowns in 14 starts for the University of Missouri
- Tabbed as a 2012 honorable mention freshman All-American by *College Football News* in a debut campaign that saw him post 28 catches for 395 yards and a team-high five receiving TDs
- Majored in general studies at Oklahoma

PERSONAL

- Was a two-time first-team *USA Today* All-American at Hillcrest (MO) High School and was ranked by *Rivals.com* as the No. 1 overall prospect in the nation at any position
- Named the 2011 National Player of the Year by *Sports Illustrated*, *Parade Magazine* and *USA Today* after setting national prep records with 6,353 receiving yards and 75 TDs
- As a senior, totaled 119 receptions for 2,233 receiving yards and 24 TDs, which helped him garner national All-American and Parade All-American honors
- Heralded as the 2009-10 Gatorade Missouri Boys Track & Field Athlete of the Year, capturing the Class 4 state titles in the 100-m and triple jump
- Has 14 siblings (10 brothers and four sisters). Two of his brothers serve in the US Army
- Has a son, Drelyn
- Birth name is Dorial Isaiah Green

TRANSACTIONS

2015 Drafted by TEN in 2nd round ... signed 4-year contract
8/16/16 Traded to PHI by TEN in exchange for G/T Dennis Kelly

54 LB | KAMU GRUGIER-HILL

VITALS

Height: 6-2
Weight: 220
Date Of Birth: May 16, 1994
Hometown: Honolulu, HI
HS: Kamehameha (Honolulu, HI)
College: Eastern Illinois
NFL Experience: Rookie
Acquired: W-NE-16
Draft Pick: D6a-16 (208th overall) by New England

Kamu Grugier-Hill (pronounced KAH-moo GREW-jay HILL) was acquired by the Eagles off waivers from the New England Patriots on Sept. 4, 2016, following the 53-man roster cutdown. Originally a sixth-round draft choice of the Patriots in 2016, Grugier-Hill played in 49 games over his four-year career at Eastern Illinois and earned first-team Ohio Valley Conference accolades as a junior and senior. As a senior in 2015, he compiled 70 tackles, including 16.5 for a loss, and 6.5 sacks.

BIRDSEED

- Became the 15th player in Eastern Illinois history to be selected in the NFL Draft and the first since QB Jimmy Garoppolo was picked by the New England Patriots in 2014. Also became just the third Panthers defender and the first Panthers LB to be drafted by an NFL club

COLLEGE HIGHLIGHTS

- Played in 49 games (27 starts) for the Eastern Illinois Panthers and finished his career with 236 tackles (136 solo), nine sacks, six interceptions, nine passes defensed, four forced fumbles and five fumble recoveries
- Made 10 starts as a senior in 2015 and was named first-team Ohio Valley Conference after compiling 70 tackles (50 solo) and a career-high 6.5 sacks. Also registered an interception and set a single-season career-high with three fumble recoveries
- Appeared in 12 games with 11 starts as a junior in 2014 and garnered first-team OVC accolades after leading the team with a career-high 97 tackles (47 solo). Also notched 1.5 sacks, two forced fumbles, two fumble recoveries and three interceptions. Was named the OVC Defensive Player of the Week after he compiled 19 tackles in a win at Tennessee Tech (11/1/14)
- Saw action in all 14 games as a sophomore in 2013 and made five starts. Compiled 42 tackles (24 solo), the first sack of his career, an interception, three passes defensed and a forced fumble
- Played in all 12 games as a true freshman in 2012 and finished the year with 27 tackles (15 solo), an interception, four passes defensed and a forced fumble. Made the first start of his career at UT Martin (10/6/12)

PERSONAL

- Played safety and punter at Kamehameha High School in Honolulu, HI. Totaled 86 tackles and five sacks as a senior in 2011. Was named first-team All-Interscholastic League

TRANSACTIONS

2016	Drafted by NE in 6th round
9/3/16	Waived by NE
9/4/16	Acquired off waivers by PHI

GRUGIER-HILL'S COLLEGE STATISTICS

			TACKLES					DEFENSE			
Year	Team	GP/GS	Total	Solo	Asst	TFL	Sacks	Int	PD	FF	FR
2012	EIU	12/1	27	15	12	1.0	0.0	1	4	1	0
2013	EIU	14/5	42	24	18	5.0	1.0	1	3	1	0
2014	EIU	12/11	97	47	50	9.5	1.5	3	3	2	2
2015	EIU	11/10	70	50	20	16.5	6.5	1	2	0	3
Totals		**49/27**	**236**	**136**	**100**	**32.0**	**9.0**	**6**	**12**	**4**	**5**

58 LB | JORDAN HICKS

VITALS

Height: 6-1
Weight: 236
Date Of Birth: June 27, 1992
Hometown: Cincinnati, OH
HS: Lakota West
(West Chester Township, OH)
College: Texas
NFL Experience: 2nd Year
Draft Pick: D3-15
(84th overall) by Philadelphia

IMPACT PLAYS BY DEFENSIVE ROOKIES IN 2015

1.	Preston Smith, Was.	12	(16 gms)
2.	Hau'oli Kikaha, NO	9	(15 gms)
	Marcus Peters, KC	9	(16 gms)
4.	Kwon Alexander, TB	8	(12 gms)
5.	Jordan Hicks, Phi.	7	(8 gms)
	Vic Beasley, Atl	7	(16 gms)

Impact Play = Sacks + Forced Fumbles + INTs + Fumble Recoveries

2015 NFL LEADERS FUMBLE RECOVERIES

1.	Charles Woodson, Oak	4
	Darrelle Revis, NYJ	4
3.	Jordan Hicks, Phi.	3
	Von Miller, Den	3
	Jacquies Smith, TB	3
	Bobby Wagner, Sea	3
	Akeem Ayers, Stl	3
	Courtney Upshaw, Bal	3

THREE-STEP DROP

If he could play another sport, what team/position: Point guard, NY Knicks
Three favorite throwback jerseys: Michael Jordan, Bulls; Michael Jordan, UNC; Ronaldinho, F.C. Barcelona
First job: Worked for a real estate company during high school, taking photos of foreclosed homes
Talent he'd most like to have: To be multilingual
Biggest pet peeve: People chewing loudly
Favorite book: *Quiet Strength* by Tony Dungy
Favorite TV show: *The Fresh Prince of Bel-Air*
Favorite Movie: *Cool Runnings*

"Jordan, he's a guy who is kind of above his years. To me, it's not like he's a rookie ... He's a pretty smart guy. So it wasn't like he has some big learning curve to hurdle. He was ready to go from the start ... He came in calm. For me it was like playing with another veteran player because of how he approaches the game. He really, really impressed me a lot. Kid's gonna be a great player."

- Former Eagles LB DeMeco Ryans

One of the budding, young stars on the Eagles defense, rookie 3rd-round draft pick Jordan Hicks had his stellar rookie season derailed with a torn pectoral tendon suffered in the team's 8th game at Dallas. At the time of his injury, Hicks led the team with 54 tackles, led the NFL with three fumble recoveries, and led all NFL rookies with seven impact plays (2 INTs, 1 sack, 1 FF and 3 FR).

BIRDSEED

- Credits his high school defensive coordinator, Carlton Gray, a former NFL safety, with "helping lay the foundation of my game. He taught me the game. When anyone says that I'm a smart player, it's becuase of his help"
- Born in Colorado Springs, CO, and lived in Indiana (ages 1-6) and South Carolina (agest 6-11) before moving to Ohio. Also played for two head coaches and four different defensive coordinators at Texas. Reflected Hicks, "Change does not scare me and I don't take anything for granted. I also think I'm able to see the positives of every different situation I'm in whether I'm prepared or not. It's enhanced my confidence and humility all at the same time"

2015 HIGHLIGHTS

- At Dal. (11/8), returned an interception of Matt Cassell 67 yards for a touchdown, his first since he played running back as a senior in high school. It was the longest by an Eagles LB since Shawn Barber had an 80-yard return at Dallas in 2002 and was the first by an Eagle rookie since 1969 (Bill Bradley)
- Recovered a fumble by Drew Brees forced by Fletcher Cox vs. NO (10/11). It was the third consecutive game that he recovered a fumble:
- **Last NFL player with opponents fumble recovery in 3 consecutive games: Jordan Hill 2014**

  Last NFL rookie with opponents fumble recovery in 3 consecutive games: Jack Del Rio 1985

  Last Eagle with opponents fumble recovery in 3 consecutive games: Byron Evans 1993

  Last Eagles rookie with 3 opponents fumble recoveries in a season: Michael Lewis 2002

  Last Eagles rookie linebacker with 3 opponents fumble recoveries in a season: Ray Farmer 1996

58 LB | JORDAN HICKS

HICKS' CAREER STATISTICS

			TACKLES					PASS DEFENSE					FUMBLES			DEF SNAPS		ST
Year	Team	GP/GS	Total	Solo	Asst	TFL	Sacks	Int	Yards	Lg	TD	KD	FF	FR	Yards	Played	Pct	T
2015	Philadelphia	8/5	54	44	10	2	1.0	2	67	67t	1	0	1	3	11	453	75%	0
Totals		**8/5**	**54**	**44**	**10**	**2**	**1.0**	**2**	**67**	**67t**	**1**	**0**	**1**	**3**	**11**	**---**	**---**	**0**

CAREER HIGHS

Tackles: 14 (9/27/15 at NYJ)

Interceptions: 1 (2 times) last 11/8/15 at Dal

Sacks: 1 (9/20/15 vs. Dal.)

Fumble Recoveries: 1 (3 times) last 10/11/15 vs. NO

Touchdowns: 1 (67-yard interception return at Dallas on 11/8/15)

2015 HIGHLIGHTS - Cont.

- Recovered a fumble at Was. (10/4) that led to a TD and notched 7 tackles
- In his first NFL start at NYJ (9/27), logged a team-high 14 tackles, while also intercepting a Ryan Fitzpatrick pass in the 4th qtr. and scooping up a fumble by Brandon Marshall
- His INT at NYJ (9/27) was the first by an Eagles rookie linebacker since Stewart Bradley in 2009
- Pressed into his first action on defense for the first time in his NFL career due to injuries to Mychal Kendricks and Kiko Alonso vs. Dal (9/20), played in 54 snaps and sacked and forced a fumble of Tony Romo as part of a 7-tackle performance

2015 GAME-BY-GAME STATISTICS

Date	Opp	W/L	GP/GS	S	A	TT	Sac	Hur	Int	Yds	Lg	KD	FF	FR	Snaps	Pct
Sep 14	at Atl	L	1/0	0	0	0	0.0	0	0	0	--	0	0	0	0	0%
Sep 20	Dal	L	1/0	7	0	7	1.0	0	0	0	--	0	1	0	54	64%
Sep 27	at NYJ	W	1/1	10	4	14	0.0	0	1	0	--	0	0	1	79	100%
Oct 4	at Was	L	1/0	3	4	7	0.0	0	0	0	--	0	0	1	80	95%
Oct 11	NO	W	1/1	5	1	6	0.0	0	0	0	--	0	0	1	55	80%
Oct 19	NYG	W	1/1	10	0	10	0.0	0	0	0	--	0	0	0	68	100%
Oct 25	at Car	L	1/1	3	1	4	0.0	0	0	0	--	0	0	0	61	100%
Nov 8	at Dal	W	1/1	6	0	6	0.0	0	1	67	67t	0	0	0	56	72%
Nov 15	Mia	INJURED RESERVE (TORN PECTORAL TENDON)														
Nov 22	TB	INJURED RESERVE (TORN PECTORAL TENDON)														
Nov 26	at Det	INJURED RESERVE (TORN PECTORAL TENDON)														
Dec 6	at NE	INJURED RESERVE (TORN PECTORAL TENDON)														
Dec 13	Buf	INJURED RESERVE (TORN PECTORAL TENDON)														
Dec 20	Ari	INJURED RESERVE (TORN PECTORAL TENDON)														
Dec 26	Was	INJURED RESERVE (TORN PECTORAL TENDON)														
Jan 3	at NYG	INJURED RESERVE (TORN PECTORAL TENDON)														
Totals			**8/5**	**44**	**10**	**54**	**1.0**	**0**	**2**	**67**	**67t**	**0**	**1**	**3**	**453**	**75%**

COLLEGE HIGHLIGHTS

- As a senior in 2014, earned second-team All-Big 12 honors from the Associated Press and league coaches and was named second-team All-America by the Walter Camp Football Foundation and the Football Writers Association of America
- His 147 tackles as a senior were tied for the seventh-highest total in Texas annals and the most since Winfred Tubbs notched 157 in 1992
- Started first four games at weakside linebacker as a redshirt junior in 2013 and led team with 41 tackles before his season ended due to Achilles injury
- As a junior in 2012, opened the first three games at weakside linebacker, but suffered a season-ending hip injury and earned a medical redshirt
- Appeared in all 13 games with eight starts as a sophomore in 2011, ranking sixth on the team with 65 tackles and adding four tackles for a loss, one sack and one fumble recovery
- Named honorable mention Big 12 Defensive Freshman of the Year in 2010 by the league's coaches after appearing in all 12 games and notching 23 tackles, a sack and six special teams tackles
- Earned first-team Academic All-Big 12 honors in 2014 and 2011 and was a seven-time member of Big 12 Commissioner's Honor Roll. Was also named to the 2015 NFF Hampshire Honor Society

PERSONAL

- Is the son of Scott Hicks and Kelly Justice. Scott is a high school basketball coach in Indianapolis. Has an older sister, Taylor, and three younger brothers, Scotty, Cameron and Ethan
- Was born in Colorado Springs, CO, and lived in Indiana (ages 1-6) and South Carolina (ages 6-11) before moving to Ohio
- Was a three-year starter at Lakota West HS (OH) and earned numerous accolades including the Butkus Award (2009), given annually to the nation's best linebacker, and Gatorade's Ohio High School Football Player of the Year (2009)
- Twitter: **@JordanHicks**

  Instagram: **@jhicks_3**
- Also lettered in basketball, serving as a team captain as a senior. Holds the district record for most varsity basketball games played in a career with 87 and set district record for steals in a career with 170
- Graduated from Texas with a degree in sport management in 2013 and is pursuing a master's degree in advertisting
- Lists beating Texas A&M in 2011 in the final meeting between the two rivals as his favorite sports moment. Texas won on a last-second field goal
- Hobbies include playing video games, especially FIFA and NBA2K as his favorite hobbies, as well as playing basketball and hanging out with friends by the lake in Austin, TX

INJURY HISTORY

- Left the game in the 4th quarter at Dal. (11/8/15) with a left pectoral tendon tear and was placed on Injured Reserve one day later (11/9/15)

58 LB | JORDAN HICKS

TRANSACTIONS

2015	Drafted by PHI in 3rd round ... signed 4-year contract
11/9/15	Placed on Injured Reserve (pectoral)

HOW HE GOT HIS START

Jordan Hicks began his football career in the 5th grade while playing in the Lexington Termites League in South Carolina. He played running back and safety. Hicks grew up a big fan of the Carolina Panthers and the University of Texas football team. The best advice he was ever given growing up came from his mother, Kelly Justice, who always told him to "stay humble."

13 WR | JOSH HUFF

VITALS

Height: 5-11
Weight: 206
Date Of Birth: October 14, 1991
Hometown: Houston, TX
HS: Aldine Nimitz (Houston, TX)
College: Oregon
NFL Experience: 3rd Year
Draft Pick: D3-14 (86th overall) by Philadelphia

LONGEST KICK RETURNS IN EAGLES HISTORY

1. Josh Huff (11/23/14)	107t
2. Timmy Brown (9/17/61)	105t
3. Russ Craft (10/7/50)	103t
4. Chris Polk (9/21/14)	102t

THREE-STEP DROP

Best players he's ever lined up against: Patrick Peterson and Josh Norman
Bucket list: Travel to Africa, skydive
If he could play another sport what team/position: Point guard for Rockets
Biggest Pet Peeve: Lack of loyalty
Three favorite throwback jerseys: Oregon's Jonathan Stewart and Samie Parker and USC's Reggie Bush
First job: Cook at Sonic
Favorite movies: *The Sandlot*, *Friday*, *American Gangster*
Favorite teams growing up: Astros, Texans, Rockets

One of the most productive receivers in the history of Oregon football, Josh Huff was a third-round draft pick of the Eagles in 2014 and set a franchise record with his 107-yard kickoff return for a score vs. Ten. (11/23/14). Huff established school records in 2013 with 1,140 receiving yards, 12 touchdown grabs and six 100-yard games.

BIRDSEED

- Although he began playing organized football at the age of 9, Huff's love for the game was evident at an even earlier age. Starting when he was a 3-year-old, Huff carried a football around wherever he went and even took it to bed. Recalled Huff, "My dad would try to take it away, but I would always cry"
- One of his favorite memories growing up occurred when he was 11 years old. Huff used to play in pick up, 11-on-11 games in his neighborhood with guys that were 18 to 20 years old. Said Huff, "I used to get hit pretty hard, but I loved playing. The one moment I will never forget is returning a kickoff and running down the sideline. A big guy had the perfect angle to get me down, but I dodged the tackle by running in between his legs and scored"
- Lists Darren Sproles as one of his mentors, calling him a "down-to-earth person. He welcomed me and treated me like his son. He taught me to be patient and always be ready to make the most of my opportunities"
- Names his father, Donald Simpson, as the most influential person in his life. Huff admires how humble and hard working Simpson is in his job as a crane operator, working up to 15 hours per day. "He takes so much pride in that job"

PERSONAL

- He and his wife, Jerrica, have a son named Jaxxton
- Owns a Pit Bull Terrier named Zigy
- Played quarterback, wide receiver, running back and cornerback at Nimitz (TX) High School, where he accounted for more than 2,000 yards of total offense as a senior, rushing for 1,147 yards and 11 touchdowns and throwing for 856 more yards
- Also competed in basketball and track, logging a 10.86 in the 100-meter on his way to a second-place finish at the 19-5A district meet as a junior
- Began playing football at nine years old for the Acres Home Titans in Houston as a running back and wide receiver
- Graduated from Oregon with a degree in sociology

2015 HIGHLIGHTS

- Caught a quick slant from QB Mark Sanchez and took it 39 yards for a touchdown vs. TB (11/22)
- Made an acrobatic catch in the back of the endzone for a 2-yard TD in the first quarter vs. Mia. (11/15)
- Started his first-career NFL game in a win vs. NYG (10/19), recording three catches for 19 yards
- Notched the first receiving touchdown of his career, catching a strike from QB Sam Bradford and taking it 41 yards to the end zone in a win vs. NO (10/11). Also set career highs with four receptions and 78 yards, while returning a kickoff 40 yards

13 WR | JOSH HUFF

HUFF'S CAREER STATISTICS															
			RECEIVING					OFF SNAPS		KICK RETURNS					ST
Year	Team	GP/GS	No	Yds	Avg	Lg	TD	No	Pct	No	Yds	Avg	Lg	TD	T
2014	Philadelphia	12/0	8	98	12.3	44	0	210	18%	14	415	29.6	107t	1	5
2015	Philadelphia	15/4	27	312	11.6	41t	3	536	46%	21	498	23.7	49	0	0
Totals		**27/4**	**35**	**410**	**11.7**	**44**	**3**	**---**	**--**	**35**	**913**	**26.1**	**107t**	**1**	**5**

ADDITIONAL CAREER STATISTICS
Rushing: (1-7) - 2014 (1-7)
Fumbles/Lost: (1/1) - 2014 (1/1)

2015 GAME-BY-GAME STATISTICS															
				RECEIVING					SNAPS		KICK RETURNS				
Date	Opp	W/L	GP/GS	No	Yds	Avg	Lg	TD	No	Pct	No	Yds	Avg	Lg	TD
Sep 14	at Atl	L	1/0	2	19	9.5	13	0	36	49%	0	0	---	--	0
Sep 20	Dal	L	1/0	2	20	10.0	11	0	33	53%	1	21	21.0	21	0
Sep 27	at NYJ	W	0/0	INACTIVE (HAMSTRING)											
Oct 4	at Was	L	1/0	0	0	---	--	0	4	7%	0	0	---	--	0
Oct 11	NO	W	1/0	4	78	19.5	41t	1	41	49%	1	40	40.0	40	0
Oct 19	NYG	W	1/1	3	19	6.3	15	0	44	56%	1	21	21.0	21	0
Oct 25	at Car	L	1/1	2	5	2.5	6	0	69	83%	0	0	---	--	0
Nov 8	at Dal	W	1/1	2	10	5.0	5	0	50	68%	0	0	---	--	0
Nov 15	Mia	L	1/1	3	23	7.7	16	1	42	44%	1	31	31.0	31	0
Nov 22	TB	L	1/0	1	39	39.0	39t	1	17	24%	4	96	24.0	39	0
Nov 26	at Det	L	1/0	1	11	11.0	11	0	16	27%	0	0	---	--	0
Dec 6	at NE	W	1/0	0	0	---	--	0	31	51%	2	35	17.5	19	0
Dec 13	Buf	W	1/0	2	28	14.0	18	0	50	65%	3	56	18.7	22	0
Dec 20	Ari	L	1/0	4	52	13.0	22	0	24	38%	5	118	23.6	39	0
Dec 26	Was	L	1/0	1	8	8.0	8	0	41	51%	2	65	32.5	49	0
Jan 3	at NYG	W	1/0	0	0	---	--	0	38	58%	1	15	15.0	15	0
Totals			**15/4**	**27**	**312**	**11.6**	**41t**	**3**	**536**	**46%**	**21**	**498**	**23.7**	**49**	**0**

CAREER HIGHS		
Receptions	4	(2x - 12/20/15 vs. Ari.)
Receiving Yds	78	(10/11/15 vs. NO)
Receiving Long	44	(12/14/14 vs. Dal.)
Receiving TDs	1	(3x - 11/22/15 vs. TB)
Kick Returns	5	(12/20/15 vs. Ari.)
Kick Return Yds	118	(12/20/15 vs. Ari.)
Kick Return Lg	107t	(11/23/14 vs. Ten)

2014 HIGHLIGHTS

- Had a 44-yard catch, the longest of his career, vs. Dal. (12/14)
- Named the Week 12 NFC Special Teams Player of the Week after he scored the first touchdown of his career and set an Eagles record with a 107-yard kickoff return on the opening kickoff vs. Ten. (11/23)
- Notched a career-high three receptions for 26 yards (8.7 avg.) at Hou. (11/2), with all three catches going for first downs
- Recorded one catch for 4 yards in his NFL debut vs. StL (10/5)

COLLEGE HIGHLIGHTS

- Racked up 144 receptions and 2,366 receiving yards (16.4 avg.) in his four-year career and finished his tenure with 24 receiving touchdowns, tying former Eagles teammate Jeff Maehl and two others for the Oregon record
- Also rushed for 242 yards and two touchdowns on 18 carries (13.4 avg.) and returned 43 kickoffs for 988 yards (23.0 avg.)
- Earned All-Pac-12 honorable-mention honors as a senior in 2013, setting single-season school records and career highs with 1,140 yards and 12 touchdowns on 62 receptions (18.4 avg.)
- Garnered all-conference honorable-mention accolades as a junior in 2012, finishing the season with 32 receptions for 493 yards (15.4 avg.) and seven touchdowns
- Finished third on the team with 31 receptions for 430 yards (13.9 avg.) and two touchdowns, while gaining 174 yards on eight kickoff returns (21.8 avg.) as a sophomore in 2011
- Was the lone true freshman on offense to play in all 13 games in 2010, posting 303 yards with three touchdowns on 19 receptions (15.9 avg.), while also rushing 12 times for 214 yards (17.8 avg.) and two touchdowns

INJURY HISTORY

- Was declared inactive at NYJ (9/27/15) with a hamstring injury
- Suffered a shoulder injury in the second preseason game at NE (8/15/14) and was rendered inactive in Weeks 1-4 of the 2014 regular season

TRANSACTIONS

2014 Drafted by PHI in 3rd round ... signed 4-year contract

13 WR | JOSH HUFF

2014 GAME-BY-GAME STATISTICS															
				RECEIVING					SNAPS		KICK RETURNS				
Date	Opp	W/L	GP/GS	No	Yds	Avg	Lg	TD	No	Pct	No	Yds	Avg	Lg	TD
Sep 7	Jax	W	0/0	INACTIVE (SHOULDER)											
Sep 15	at Ind	W	0/0	INACTIVE (SHOULDER)											
Sep 21	Was	W	0/0	INACTIVE (SHOULDER)											
Sep 28	at SF	L	0/0	INACTIVE (SHOULDER)											
Oct 5	StL	W	1/0	1	4	4.0	4	0	10	14%	0	0	---	--	0
Oct 12	NYG	W	1/0	0	0	---	--	0	23	32%	0	0	---	--	0
Oct 26	at Ari	L	1/0	1	12	12.0	12	0	25	27%	1	26	26.0	26	0
Nov 2	at Hou	W	1/0	3	26	8.7	10	0	16	19%	2	41	20.5	25	0
Nov 10	Car	W	1/0	1	6	6.0	6	0	17	27%	0	0	---	--	0
Nov 16	at GB	L	1/0	0	0	---	--	0	17	22%	0	0	---	--	0
Nov 23	Ten	W	1/0	0	0	---	--	0	29	33%	1	107	107.0	107t	1
Nov 27	at Dal	W	1/0	0	0	---	--	0	22	29%	0	0	---	--	0
Dec 7	Sea	L	1/0	0	0	---	--	0	5	11%	3	93	31.0	46	0
Dec 14	Dal	L	1/0	1	44	44.0	44	0	11	20%	3	54	18.0	26	0
Dec 20	at Was	L	1/0	0	0	---	--	0	16	18%	3	65	21.7	23	0
Dec 28	at NYG	W	1/0	1	6	6.0	6	0	19	26%	1	29	29.0	29	0
Totals			**12/0**	**8**	**98**	**12.3**	**44**	**0**	**210**	**18%**	**14**	**415**	**29.6**	**107t**	**1**

27 S | MALCOLM JENKINS

VITALS

Height: 6-0
Weight: 204
Date Of Birth: December 20, 1987
Hometown: Piscataway, NJ
HS: Piscataway
College: Ohio State
NFL Experience: 8th Year
Acquired: FA (NO) 2014
Draft Pick: D1-09 (14th overall) by New Orleans

EAGLES 2015 RANKINGS

TACKLES	
1. Malcolm Jenkins	120
PASSES DEFENSED	
1t. Nolan Carroll	15
Malcolm Jenkins	15
FORCED FUMBLES	
1t. Fletcher Cox	3
Brandon Graham	3
Malcolm Jenkins	3
TACKLES FOR LOSS	
1. Fletcher Cox	16.5
2. Malcolm Jenkins	13
SPECIAL TEAMS TACKLES	
1. Trey Burton	19
2. Chris Maragos	16
3. Najee Goode	12
4. Malcolm Jenkins	9

THREE-STEP DROP

If he could play another sport what team/position: Anchor for the United States Olympic track team in the 4x4 relay
First jersey: Terrell Davis, Denver Broncos
First job: Working in the township parks department in high school
Best player he has lined up against: Calvin Johnson
Three favorite throwback jerseys: Joe Namath, Jets; Sean Taylor, Redskins; Michael Jordan, UNC
Favorite team/athlete growing up: Denver Broncos/Ray Lewis
Pet peeve: Wasting time
Favorite movie: *School Daze*

Pro Bowl: 2016

As a true student of the game, a dynamic playmaker from the safety position, and a tireless philanthropist in the community, Malcolm Jenkins is a pillar in the Eagles locker room. He posted career and team highs in tackles (120), passes defensed (15) and forced fumbles (3) in 2015, en route to his first trip to the Pro Bowl. Jenkins signed a three-year contract with the Eagles on the first day of free agency in 2014 and provided instant veteran leadership on the team's defensive unit. Originally a first-round draft pick (14th overall) of the Saints in 2009 out of Ohio State, Jenkins was a two-time defensive team captain during his time in New Orleans. The seven-year veteran launched the Malcolm Jenkins Foundation in 2010 in an effort to enhance the lives of children in under-served communities.

CAREER HIGHLIGHTS

- Earned his first trip to the Pro Bowl in 2015 after registering career and team highs in tackles (120), passes defensed (15) and forced fumbles (3)
- Recorded his 4th career interception for a touchdown and his second as an Eagle when he returned a 99-yard interception to the end zone off of Patriots QB Tom Brady at NE (12/6/15). It tied for the third-longest in team history and was the longest since Lito Sheppard's 102-yarder vs. Dal. (10/8/06). He also became the fourth Eagle and the first safety in team history with a pick-six in back-to-back years (Sheldon Brown, Joe Lavender, Jim Nettles)
- Became the first Eagles safety since Brian Dawkins in 2004 to record an interception in three consecutive games after picking off Colin Kaepernick at SF (9/28/14) and returning it 53 yards for a score
- Voted a two-time defensive team captain by his New Orleans teammates in 2012 and 2013
- Named to the 2011 USA Football All-Fundamentals Team and earned the Saints Man of the Year award
- In 2010, named *Associated Press* 2nd-team All-Pro
- Became the first Saints defender since 2001 to earn NFC Defensive Player of the Week honors when he did so in Weeks 12 and 14 during the 2010 season
- Picked off Rams QB Sam Bradford twice in Saints territory, one of which he returned for a 96-yard touchdown in a win vs. StL (12/12/10)

BIRDSEED

- Credits many for helping him get to where he is today, but he singled out three people: his father, Lee Jenkins; his high school football and track coach, Larry Lester; and his college coach Jim Tressel. "My father's best advice was 'You don't know what you don't know,' meaning you constantly need to learn more. Larry Lester taught me how to prepare and how to train. We'd sometimes be the only two people on the field on a weekend, just trying to get myself better. And Coach Tressel taught me about integrity and how to be a pro before I even became a pro"

BIRDSEED - Cont.

- After reading *The Zombie Survival Guide* by Max Brooks, Jenkins began collecting an array of different survival tools in what he describes as "a half-hearted attempt at doomsday prepping." Also names AMC's *The Walking Dead* as his favorite TV show
- In 2016, Jenkins participated in a NFL version of Celebrity Family Feud hosted by Steve Harvey, which aired on July 3. Jenkins and the rest of the NFC defense defeated the AFC offense and collected $25,000 for Got Your 6 charity in the Fast Money round thanks to Jenkins' impressive 152-point effort

- Was a high school teammate of Kyle Wilson and Anthony Davis, all of whom went on to be first-round draft choices
- Active in the New Orleans community, was recognized in 2013 with the John Wooten Professional Leadership Award for devoting his time and serving as a leader on and off the field
- In 2012, earned the Jesse Owens Influential Athlete Award by the Ohio State Alumni Association. This award acknowledges "an African-American alumnus and former student-athlete who exemplifies great character and talent, demonstrates exceptional professional success and continues to reflect the highest qualities of a consummate athlete and humanitarian"
- His wife, Morrisa, recently started a company called Meaux Moisture (**meauxmoisture.com**) which sells all-natural body care products. "I use her products on my beard," says Jenkins. "I give all the credit for my beard to my wife"

2015 HIGHLIGHTS

- Earned his first trip to the Pro Bowl after starting in all 16 games and registering career and team highs in tackles (120), passes defensed (15) and forced fumbles (3)
- Recorded his 4th career interception for a touchdown when he returned a 99-yard interception to the end zone off of Patriots QB Tom Brady at NE (12/6/15). It tied for the third-longest in team history and was the longest since Lito Sheppard's 102-yarder vs. Dal. (10/8/06). He also became the fourth Eagle and the first safety in team history with a pick six in back-to-back years (Sheldon Brown, Joe Lavender, Jim Nettles)
- Picked off Panthers QB Cam Newton at Car. (10/25)
- Forced a fumble of Giants RB Rashad Jennings vs. NYG (10/19)
- Registered a career-high two forced fumbles at NYJ (9/27)

HUMBLE BEGINNINGS

For a player who won a Super Bowl and played in a Pro Bowl, his career did not exactly begin in a blaze of glory. Jenkins was originally a nine-year old, back-up guard for the Piscataway Braves of his Pop Warner squad in New Jersey. Jenkins recalled that he played just seven plays per game that was mandatory for all players in that league. "All I remember is that I got my 7 plays in and from there it was a race to get the free hot dog."



STYLIN' IN THE SECONDARY

Jenkins has fully immersed himself in the world of fashion and, more specifically, the bow tie. At the suggestion from his wife, Morrisa, Jenkins launched his own company, Rock Avenue Bow Ties, which specializes in the design and creation of neck wear and pocket squares and encourages self expression in its customers. For more information on Rock Avenue, visit rockavenuebowties.com

PERSONAL

- Married to his wife, Morrisa, and has one daughter, Elle. Malcolm and Morrisa met on Facebook while he was a senior at Ohio State. "She was at Southern Miss, so we talked on Facebook for a while and I just happened to get drafted by the Saints. New Orleans was only an hour and ten minutes from where she was in Hattiesburg, so we started hanging out and the rest is history."
- Son of Willie Lee and Gwendolyn V. Jenkins. His dad is a software engineer for Comcast and his mom is the president of The Malcolm Jenkins Foundation
- Attended Piscataway (NJ) High School where he led the team to three-consecutive state titles playing wide receiver and defensive back. Also was an All-State and All-American selection as a senior
- Excelled at track and field, where he won the state title in the 400-meter dash as a junior
- Was a leader in the Omega Psi Phi fraternity at Ohio State, graduating with a bachelor's degree in communications
- Twitter: **@MalcolmJenkins**; Instagram: **malcolmjenkins27**

the MALCOLM JENKINS foundation

THEMALCOLMJENKINSFOUNDATION.ORG

Launched in 2010, the Malcolm Jenkins Foundation aims to provide resources, experiences and opportunities for the underserved youth. The organization's goal is to inspire and create positive change in the lives of children. Said Jenkins, "For as much as I have been given in life, I feel obligated to give children the guidance, experience and an opportunity. And then watch them take off." For more info, log onto TheMalcolmJenkinsFoundation.org

27 S | MALCOLM JENKINS

2015 GAME-BY-GAME STATISTICS

Date	Opp	W/L	GP/GS	S	A	TT	Sac	Hur	Int	Yds	Lg	KD	FF	FR	Snaps	Pct
Sep 14	at Atl	L	1/1	6	2	8	0.0	0	0	0	--	3	0	0	75	97%
Sep 20	Dal	L	1/1	10	4	14	0.0	0	0	0	--	1	0	1	85	100%
Sep 27	at NYJ	W	1/1	3	2	5	0.0	0	0	0	--	1	2	0	79	100%
Oct 4	at Was	L	1/1	9	0	9	0.0	0	0	0	--	0	0	0	84	100%
Oct 11	NO	W	1/1	8	4	12	0.0	0	0	0	--	2	0	0	69	100%
Oct 19	NYG	W	1/1	2	1	3	0.0	0	0	0	--	0	1	0	68	100%
Oct 25	at Car	L	1/1	1	2	3	0.0	0	1	0	--	1	0	0	61	100%
Nov 8	at Dal	W	1/1	6	3	9	0.0	0	0	0	--	0	0	0	78	100%
Nov 15	Mia	L	1/1	9	1	10	0.0	0	0	0	--	1	0	0	67	100%
Nov 22	TB	L	1/1	4	1	5	0.0	0	0	0	--	1	0	0	78	100%
Nov 26	at Det	L	1/1	7	1	8	0.0	0	0	0	--	0	0	0	72	100%
Dec 6	at NE	W	1/1	4	1	5	0.0	0	1	99	99t	1	0	0	89	100%
Dec 13	Buf	W	1/1	6	0	6	0.0	0	0	0	--	0	0	0	74	100%
Dec 20	Ari	L	1/1	3	4	7	0.0	0	0	0	--	0	0	0	76	100%
Dec 26	Was	L	1/1	7	0	7	0.0	0	0	0	--	2	0	0	75	100%
Jan 3	at NYG	W	1/1	7	2	9	0.0	0	0	0	--	2	0	0	84	100%
Totals			**16/16**	**92**	**28**	**120**	**0.0**	**0**	**2**	**99**	**99t**	**15**	**3**	**1**	**1214**	**100%**

JENKINS' CAREER STATISTICS

			TACKLES					PASS DEFENSE					FUMBLES			DEF SNAPS		ST
Year	Team	GP/GS	Total	Solo	Asst	TFL	Sacks	Int	Yards	Lg	TD	KD	FF	FR	Yards	Played	Pct	T
2009	New Orleans	14/6	55	49	6	NA	0.0	1	14	14	0	4	0	0	0	NA	NA	9
2010	New Orleans	15/15	64	54	10	NA	1.0	2	105	96t	1	12	1	2	0	NA	NA	4
2011	New Orleans	15/15	77	63	14	NA	1.0	0	0	--	0	9	1	1	30	NA	NA	0
2012	New Orleans	13/13	94	65	29	NA	0.0	1	55	55t	1	7	0	0	0	873	77%	0
2013	New Orleans	14/14	68	44	24	NA	2.5	2	35	31	0	6	2	0	0	819	84%	1
2014	Philadelphia	16/16	113	68	45	3.0	0.0	3	67	53t	1	14	0	1	0	1153	100%	4
2015	Philadelphia	16/16	120	92	28	13.0	0.0	2	99	99t	1	15	3	1	0	1214	100%	9
Totals		**103/95**	**591**	**435**	**156**	**16.0**	**4.5**	**11**	**375**	**99t**	**4**	**67**	**7**	**5**	**30**	**---**	**---**	**26**
PLAYOFFS																		
2009	New Orleans	2/0	5	5	0		0.0	0	0	--	0	1	0	0	0	NA	NA	0
2010	New Orleans	0/0	INJURED RESERVE (HAMSTRING)															
2011	New Orleans	2/2	13	12	1		1.0	0	0	--	0	1	0	0	0	NA	NA	0
2013	New Orleans	2/2	8	4	4		0.0	0	0	--	0	0	0	0	0	118	100%	0
Totals		**6/4**	**26**	**21**	**5**		**1.0**	**0**	**0**	**--**	**0**	**2**	**0**	**0**	**0**	**---**	**---**	**0**

ADDITIONAL CAREER STATISTICS

Blocked Field Goals: (1) - 2012 (vs. SF - 11/25 [David Akers])

Special Teams Forced Fumbles: (3) - 2014 (1), 2009 (2)

Special Teams Fumble Recoveries: (1) - 2009 (1)

CAREER HIGHS

Tackles	13	(11/5/12 vs. Phi.)
INTs	2	(12/12/10 vs. StL)
INT Long	99t	(12/6/15 at NE)
Sacks	1.5	(10/13/13 at NE)

TOUCHDOWNS (5)

Touchdown	Date	Opponent
99-yd Int. ret.	12/6/15	at NE (QB Tom Brady)
96-yd Int. ret.	12/12/10	vs. StL (QB S. Bradford)
55-yd Int. ret.	11/18/12	at Oak. (QB C. Palmer)
53-yd Int. ret.	9/28/14	at SF (QB C. Kaepernick)
30-yd Fum. ret.	12/26/11	vs. Atl. (WR J. Jones)

MULTI-INT GAMES (1)

INTs	Date	Opponent	Quarterback
2	12/12/10	vs. StL (W)	Sam Bradford

27 S | MALCOLM JENKINS

2014 HIGHLIGHTS

- Led the team with a career-high 113 tackles and ranked second on the team with three interceptions
- Forced an Andre Roberts fumble on the opening kickoff of the second half at Was. (12/20)
- Recovered a Mychal Kendricks' forced fumble vs. Sea. (12/7)
- Became the first Eagles safety since Brian Dawkins in 2004 to record an interception in three-consecutive games after picking off 49ers QB Colin Kaepernick at SF (9/28) and returning the ball 53 yards for a score. Jenkins established a new career high in interceptions in just the fourth game of the season
- Notched an interception in his second-consecutive game in a win vs. Was. (9/21). Jenkins became the first Eagles safety to record interceptions in back-to-back games since Quintin Mikell did so in 2010. The fourth-quarter takeaway led to a Cody Parkey field goal - the deciding score in the game
- Intercepted his first pass as an Eagle, picking off QB Andrew Luck in the fourth quarter at Ind. (9/15). Jenkins' interception led to a game-tying touchdown in a win over the Colts

2013 HIGHLIGHTS (WITH NEW ORLEANS)

- Was voted a team captain by his teammates for the second consecutive year
- Started in 14 regular season games, totaling 68 tackles, 2.5 sacks (career high), two interceptions, two forced fumbles (career high), six passes defensed and a special teams stop
- Intercepted Panthers QB Cam Newton on the first drive of the game at Car. (12/22)
- Set a career high with 1.5 sacks of QB Tom Brady at NE (10/13)
- Sacked and forced a fumble of Bears QB Jay Cutler in the first quarter at Chi. (10/6) which led to a New Orleans field goal on the ensuing drive
- Registered his first interception of the season when he picked off Buccaneers QB Josh Freeman in a win at TB (9/15)
- Forced a fumble in the second quarter vs. Atl. (9/8) which was recovered by the Saints at midfield and led to a game-tying touchdown three plays later

2012 HIGHLIGHTS (WITH NEW ORLEANS)

- Voted one of three season-long team captains by his teammates
- Started 13 games and finished tied for third on the team with 94 tackles, seven passes defensed, one blocked field goal and an interception returned 55 yards for a touchdown
- Blocked a field goal in the fourth quarter vs. SF (11/25), while adding seven tackles and a pass defensed
- Intercepted Raiders QB Carson Palmer and returned the pick 55 yards for a touchdown, the second interception return for a score in his career, at Oak. (11/18)
- Set a career high with 13 tackles vs. Phil. (11/5)

2011 HIGHLIGHTS (WITH NEW ORLEANS)

- Was named to the 2011 USA Football All-Fundamentals Team and earned the Saints Man of the Year award. Had 77 tackles while adding a sack, a forced fumble and a fumble recovery
- Collared his first career postseason sack, bringing down 49ers QB Alex Smith in the NFC Divisional Playoff at SF (1/14)
- Recovered a fumble and returned the ball 30 yards for a touchdown vs. Atl. (12/26)
- Sacked Rams QB A.J. Feeley and forced him to fumble, resulting in a recovery for a touchdown by Jonathan Vilma at StL (10/30)

2010 HIGHLIGHTS (WITH NEW ORLEANS)

- Earned Associated Press second-team All-Pro honors and was named to the *USA Today* All-Joe team in his first year at safety
- Started 12 games at free safety and three games at corner, while finishing the season with 64 tackles, two interceptions, one sack and a club-best 12 passes defensed
- Named NFC Defensive Player of the Week twice in three weeks, the most weekly conference honors by a Saints defender in a season since 2001
- Recorded the fourth-longest return in Saints history when he took an interception 96 yards for a touchdown vs. StL (12/12). Added another pick in the red zone in the second half, making his 105 return yards the second-most in club history
- Stripped WR Roy Williams of the ball at the Saints 11-yard line with just over three minutes left to get the offense the ball back and set up the game-winning drive at Dal. (11/25)
- Finished with a team-best nine tackles vs. Cle. (10/24)
- Sacked Panthers QB Jimmy Clausen for a 4-yard loss, knocking Carolina out of field goal range to preserve a 16-13 win vs. Car. (10/3)
- Recovered a fumble forced by Jonathan Vilma at the New Orleans 3-yard line and added six tackles at SF (9/20)

2009 HIGHLIGHTS (WITH NEW ORLEANS)

- Appeared in 14 games with six starts as a rookie at the cornerback position and recorded 55 tackles with an interception and four passes defensed for the Super Bowl champion Saints
- Made his first-career start at TB (11/22) and picked off a QB Josh Freeman pass for his first career-interception
- Forced punt returner Roscoe Parrish to fumble on a punt return and recovered the loose ball at Buf. (9/27)
- Stripped the ball from Ellis Hobbs on a kickoff return which helped set up a quick touchdown at the beginning of the second half at Phil. (9/20)

COLLEGE HIGHLIGHTS

- A four-year letterman at Ohio State, started 45 career games and totaled 196 tackles, 18 passes defensed, three blocked punts and four forced fumbles in his career
- An All-Big Ten selection in each of his final three years on campus, Jenkins left Ohio State with 11 interceptions, including two returned for touchdowns
- A team captain and a consensus All-America selection as a senior in 2008, he was honored with the Jim Thorpe Award, which is given to the nation's top defensive back, after recording a career-high 57 tackles, three forced fumbles, three interceptions, two blocked punts and a sack
- As a junior, earned second-team AP All-American honors and was a semifinalist for the Jim Thorpe Award after leading the secondary with 44 tackles and four interceptions, including one returned for a touchdown
- Was a first-team All-Big Ten selection as a sophomore, posting 55 tackles and four interceptions, including a 61-yard touchdown

27 S | MALCOLM JENKINS

INJURY HISTORY

- In 2013, was rendered inactive with a knee injury in back-to-back games at NYJ (11/3/13) and vs. Dal. (11/10/13)
- Sustained a hamstring injury at NYG (12/9/12) and missed the final three games of the season after being placed on Injured Reserve (12/15/12)
- Missed the 2011 regular-season finale vs. Car. (1/1/12) with a neck injury
- Suffered a knee injury vs TB (1/2/11) and was inactive for the NFC Wild Card game at Sea. (1/8/11)
- Was held inactive vs. Sea. (11/21/10) with a neck injury
- Rendered inactive for the NFC Championship vs. Min. (1/24/10) with a hamstring injury
- Missed two games vs. NYJ (10/4/09) and at Mia. (10/25/09) with an ankle injury

TRANSACTIONS

2009	Drafted by NO in 1st round (14th overall) ... signed 5-year contract
3/11/14	Signed by PHI to a 3-year contract
2/22/16	Agreed to terms with PHI on 5-year contract

2009 GAME-BY-GAME STATISTICS W/ SAINTS

Date	Opp	W/L	GP/GS	S	A	TT	Sac	Hur	Int	Yds	Lg	KD	FF	FR	Snaps	Pct
Sep 13	Det	W	1/0	1	0	1	0.0	NA	0	0	--	0	0	0	NA	NA
Sep 20	at Phi	W	1/0	3	0	3	0.0	NA	0	0	--	0	1	0	NA	NA
Sep 27	at Buf	W	1/0	2	0	2	0.0	NA	0	0	--	0	1	0	NA	NA
Oct 4	NYJ	W	0/0	INACTIVE (ANKLE)												
Oct 18	NYG	W	1/0	0	0	0	0.0	NA	0	0	--	0	0	0	NA	NA
Oct 25	at Mia	W	0/0	INACTIVE (ANKLE)												
Nov 2	Atl	W	1/0	0	0	0	0.0	NA	0	0	--	0	0	0	NA	NA
Nov 8	Car	W	1/0	2	0	2	0.0	NA	0	0	--	0	0	0	NA	NA
Nov 15	at StL	W	1/0	2	0	2	0.0	NA	0	0	--	0	0	0	NA	NA
Nov 22	at TB	W	1/1	5	2	7	0.0	NA	1	14	14	2	0	0	NA	NA
Nov 30	NE	W	1/1	8	0	8	0.0	NA	0	0	--	1	0	0	NA	NA
Dec 6	at Was	W	1/1	9	0	9	0.0	NA	0	0	--	1	0	0	NA	NA
Dec 13	at Atl	W	1/1	4	0	4	0.0	NA	0	0	--	0	0	0	NA	NA
Dec 19	Dal	L	1/1	5	2	7	0.0	NA	0	0	--	0	0	0	NA	NA
Dec 27	TB	L	1/1	8	2	10	0.0	NA	0	0	--	0	0	0	NA	NA
Jan 3	at Car	L	1/0	0	0	0	0.0	NA	0	0	--	0	0	0	NA	NA
Totals			**14/6**	**49**	**6**	**55**	**0.0**	**NA**	**1**	**14**	**14**	**4**	**2**	**0**	**NA**	**NA**
PLAYOFFS																
Jan 16	Ari	W	1/0	0	0	0	0.0	NA	0	0	--	0	0	0	NA	NA
Jan 24	Min	W	0/0	INACTIVE (HAMSTRING)												
Feb 7	at Ind	W	1/0	5	0	5	0.0	NA	0	0	--	1	0	0	NA	NA
Totals			**2/0**	**5**	**0**	**5**	**0.0**	**NA**	**0**	**0**	**--**	**1**	**0**	**0**	**NA**	**NA**

27 S | MALCOLM JENKINS

2010 GAME-BY-GAME STATISTICS W/ SAINTS																
Date	**Opp**	**W/L**	**GP/GS**	**S**	**A**	**TT**	**Sac**	**Hur**	**Int**	**Yds**	**Lg**	**KD**	**FF**	**FR**	**Snaps**	**Pct**
Sep 9	Min	W	1/1	1	1	2	0.0	NA	0	0	--	1	0	0	NA	NA
Sep 20	at SF	W	1/1	5	1	6	0.0	NA	0	0	--	0	0	1	NA	NA
Sep 26	Atl	L	1/1	5	2	7	0.0	NA	0	0	--	0	0	0	NA	NA
Oct 3	Car	W	1/1	4	0	4	1.0	NA	0	0	--	0	0	0	NA	NA
Oct 10	at Ari	L	1/1	3	0	3	0.0	NA	0	0	--	1	0	0	NA	NA
Oct 17	at TB	W	1/1	6	0	6	0.0	NA	0	0	--	3	0	0	NA	NA
Oct 24	Cle	L	1/1	8	1	9	0.0	NA	0	0	--	0	0	0	NA	NA
Oct 31	Pit	W	1/1	4	1	5	0.0	NA	0	0	--	3	0	0	NA	NA
Nov 7	at Car	W	1/1	2	1	3	0.0	NA	0	0	--	0	0	0	NA	NA
Nov 21	Sea	W	0/0	INACTIVE (NECK)												
Nov 25	at Dal	W	1/1	3	1	4	0.0	NA	0	0	--	0	1	1	NA	NA
Dec 5	at Cin	W	1/1	4	2	6	0.0	NA	0	0	--	0	0	0	NA	NA
Dec 12	StL	W	1/1	4	0	4	0.0	NA	2	105	96t	3	0	0	NA	NA
Dec 19	at Bal	L	1/1	2	0	2	0.0	NA	0	0	--	0	0	0	NA	NA
Dec 27	at Atl	W	1/1	1	0	1	0.0	NA	0	0	--	1	0	0	NA	NA
Jan 2	TB	L	1/1	2	0	2	0.0	NA	0	0	--	0	0	0	NA	NA
Totals			**15/15**	**54**	**10**	**64**	**1.0**	**NA**	**2**	**105**	**96t**	**12**	**1**	**2**	**NA**	**NA**
PLAYOFFS																
Jan 8	at Sea	L	0/0	INACTIVE (KNEE)												
Totals			**0/0**	**0**	**0**	**0**	**0.0**	**NA**	**0**	**0**	**--**	**0**	**0**	**0**	**NA**	**NA**

2011 GAME-BY-GAME STATISTICS W/ SAINTS																
Date	**Opp**	**W/L**	**GP/GS**	**S**	**A**	**TT**	**Sac**	**Hur**	**Int**	**Yds**	**Lg**	**KD**	**FF**	**FR**	**Snaps**	**Pct**
Sep 8	at GB	W	1/1	4	1	5	0.0	NA	0	0	--	1	0	0	NA	NA
Sep 18	Chi	W	1/1	2	3	5	0.0	NA	0	0	--	1	0	0	NA	NA
Sep 25	Hou	W	1/1	4	1	5	0.0	NA	0	0	--	0	0	0	NA	NA
Oct 2	at Jax	W	1/1	3	0	3	0.0	NA	0	0	--	0	0	0	NA	NA
Oct 9	at Car	W	1/1	6	0	6	0.0	NA	0	0	--	0	0	0	NA	NA
Oct 16	at TB	W	1/1	6	1	7	0.0	NA	0	0	--	2	0	0	NA	NA
Oct 23	Ind	W	1/1	2	0	2	0.0	NA	0	0	--	0	0	0	NA	NA
Oct 30	at StL	W	1/1	5	0	5	1.0	NA	0	0	--	1	1	0	NA	NA
Nov 6	TB	W	1/1	2	1	3	0.0	NA	0	0	--	0	0	0	NA	NA
Nov 13	at Atl	W	1/1	7	1	8	0.0	NA	0	0	--	0	0	0	NA	NA
Nov 28	NYG	W	1/1	5	3	8	0.0	NA	0	0	--	1	0	0	NA	NA
Dec 4	Det	W	1/1	6	1	7	0.0	NA	0	0	--	1	0	0	NA	NA
Dec 11	at Ten	W	1/1	8	2	10	0.0	NA	0	0	--	0	0	0	NA	NA
Dec 18	at Min	L	1/1	2	0	2	0.0	NA	0	0	--	0	0	0	NA	NA
Dec 26	Atl	L	1/1	1	0	1	0.0	NA	0	0	--	2	0	1	NA	NA
Jan 1	Car	L	0/0	INACTIVE (NECK)												
Totals			**15/15**	**63**	**14**	**77**	**1.0**	**NA**	**0**	**0**	**--**	**9**	**1**	**1**	**NA**	**NA**
PLAYOFFS																
Jan 7	Det	W	1/1	4	1	5	0.0	NA	0	0	--	0	0	0	NA	NA
Jan 14	at SF	L	1/1	8	0	8	1.0	NA	0	0	--	1	0	0	NA	NA
Totals			**2/2**	**12**	**1**	**13**	**1.0**	**NA**	**0**	**0**	**--**	**1**	**0**	**0**	**NA**	**NA**

27 S | MALCOLM JENKINS

2012 GAME-BY-GAME STATISTICS W/ SAINTS																
Date	**Opp**	**W/L**	**GP/GS**	**S**	**A**	**TT**	**Sac**	**Hur**	**Int**	**Yds**	**Lg**	**KD**	**FF**	**FR**	**Snaps**	**Pct**
Sep 9	Was	L	1/1	3	2	5	0.0	NA	0	0	--	0	0	0	75	100%
Sep 16	at Car	L	1/1	8	2	10	0.0	NA	0	0	--	0	0	0	63	100%
Sep 23	KC	L	1/1	7	1	8	0.0	NA	0	0	--	1	0	0	94	100%
Sep 30	at GB	L	1/1	8	2	10	0.0	NA	0	0	--	0	0	0	70	100%
Oct 7	SD	W	1/1	1	3	4	0.0	NA	0	0	--	1	0	0	69	100%
Oct 21	at TB	W	1/1	6	3	9	0.0	NA	0	0	--	0	0	0	73	100%
Oct 28	at Den	L	1/1	8	1	9	0.0	NA	0	0	--	0	0	0	71	96%
Nov 5	Phi	W	1/1	7	6	13	0.0	NA	0	0	--	0	0	0	79	100%
Nov 11	Atl	W	1/1	5	5	10	0.0	NA	0	0	--	3	0	0	73	100%
Nov 18	at Oak	W	1/1	5	1	6	0.0	NA	1	55	55t	1	0	0	73	100%
Nov 25	SF	L	1/1	4	3	7	0.0	NA	0	0	--	1	0	0	60	100%
Nov 29	at Atl	L	1/1	3	0	3	0.0	NA	0	0	--	0	0	0	58	100%
Dec 9	at NYG	L	1/1	0	0	0	0.0	NA	0	0	--	0	0	0	15	22%
PLACED ON INJURED RESERVE (HAMSTRING) ON 12/15																
Totals			**13/13**	**65**	**29**	**94**	**0.0**	**NA**	**1**	**55**	**55t**	**7**	**0**	**0**	**873**	**77%**

2013 GAME-BY-GAME STATISTICS W/ SAINTS																
Date	**Opp**	**W/L**	**GP/GS**	**S**	**A**	**TT**	**Sac**	**Hur**	**Int**	**Yds**	**Lg**	**KD**	**FF**	**FR**	**Snaps**	**Pct**
Sep 8	Atl	W	1/1	4	2	6	0.0	NA	0	0	--	0	1	0	56	100%
Sep 15	at TB	W	1/1	2	0	2	0.0	NA	1	31	31	1	0	0	59	100%
Sep 22	Ari	W	1/1	2	1	3	0.0	NA	0	0	--	1	0	0	58	100%
Sep 30	Mia	W	1/1	3	4	7	0.0	NA	0	0	--	0	0	0	54	90%
Oct 6	at Chi	W	1/1	3	0	3	1.0	NA	0	0	--	0	1	0	56	100%
Oct 13	at NE	L	1/1	3	5	8	1.5	NA	0	0	--	1	0	0	87	100%
Oct 27	Buf	W	1/1	4	1	5	0.0	NA	0	0	--	0	0	0	32	45%
Nov 3	at NYJ	L	0/0	INACTIVE (KNEE)												
Nov 10	Dal	W	0/0	INACTIVE (KNEE)												
Nov 17	SF	W	1/1	1	1	2	0.0	NA	0	0	--	1	0	0	57	100%
Nov 21	at Atl	W	1/1	3	2	5	0.0	NA	0	0	--	1	0	0	68	100%
Dec 2	at Sea	L	1/1	7	3	10	0.0	NA	0	0	--	0	0	0	71	100%
Dec 8	Car	W	1/1	6	3	9	0.0	NA	0	0	--	0	0	0	63	100%
Dec 15	at StL	L	1/1	4	0	4	0.0	NA	0	0	--	0	0	0	54	100%
Dec 22	at Car	L	1/1	2	1	3	0.0	NA	1	4	4	1	0	0	44	100%
Dec 29	TB	W	1/1	0	1	1	0.0	NA	0	0	--	0	0	0	60	92%
Totals			**14/14**	**44**	**24**	**68**	**2.5**	**NA**	**2**	**35**	**31**	**6**	**2**	**0**	**819**	**84%**
PLAYOFFS																
Jan 4	at Phi	W	1/1	3	0	3	0.0	NA	0	0	--	0	0	0	58	100%
Jan 11	at Sea	L	1/1	1	4	5	0.0	NA	0	0	--	0	0	0	60	100%
Totals			**2/2**	**4**	**4**	**8**	**0.0**	**NA**	**0**	**0**	**--**	**0**	**0**	**0**	**118**	**100%**

27 S | MALCOLM JENKINS

2014 GAME-BY-GAME STATISTICS																
Date	**Opp**	**W/L**	**GP/GS**	**S**	**A**	**TT**	**Sac**	**Hur**	**Int**	**Yds**	**Lg**	**KD**	**FF**	**FR**	**Snaps**	**Pct**
Sep 7	Jax	W	1/1	4	3	7	0.0	0	0	0	--	0	0	0	73	100%
Sep 15	at Ind	W	1/1	3	5	8	0.0	0	1	8	8	1	0	0	72	100%
Sep 21	Was	W	1/1	3	5	8	0.0	0	1	6	6	1	0	0	78	100%
Sep 28	at SF	L	1/1	5	6	11	0.0	0	1	53	53t	1	0	0	83	100%
Oct 5	StL	W	1/1	5	3	8	0.0	0	0	0	--	0	0	0	74	100%
Oct 12	NYG	W	1/1	3	5	8	0.0	0	0	0	--	1	0	0	64	100%
Oct 26	at Ari	L	1/1	6	1	7	0.0	0	0	0	--	1	0	0	70	100%
Nov 2	at Hou	W	1/1	1	0	1	0.0	0	0	0	--	1	0	0	60	100%
Nov 10	Car	W	1/1	4	4	8	0.0	0	0	0	--	1	0	0	82	100%
Nov 16	at GB	L	1/1	0	5	5	0.0	0	0	0	--	0	0	0	68	100%
Nov 23	Ten	W	1/1	5	0	5	0.0	0	0	0	--	2	0	0	63	93%
Nov 27	at Dal	W	1/1	5	2	7	0.0	0	0	0	--	0	0	0	61	100%
Dec 7	Sea	L	1/1	5	1	6	0.0	0	0	0	--	1	0	1	86	100%
Dec 14	Dal	L	1/1	10	2	12	0.0	0	0	0	--	0	0	0	82	100%
Dec 20	at Was	L	1/1	3	1	4	0.0	0	0	0	--	1	0	0	57	100%
Dec 28	at NYG	W	1/1	6	2	8	0.0	0	0	0	--	3	0	0	80	100%
Totals			**16/16**	**68**	**45**	**113**	**0.0**	**0**	**3**	**67**	**53t**	**14**	**0**	**1**	**1153**	**100%**

65 T | LANE JOHNSON

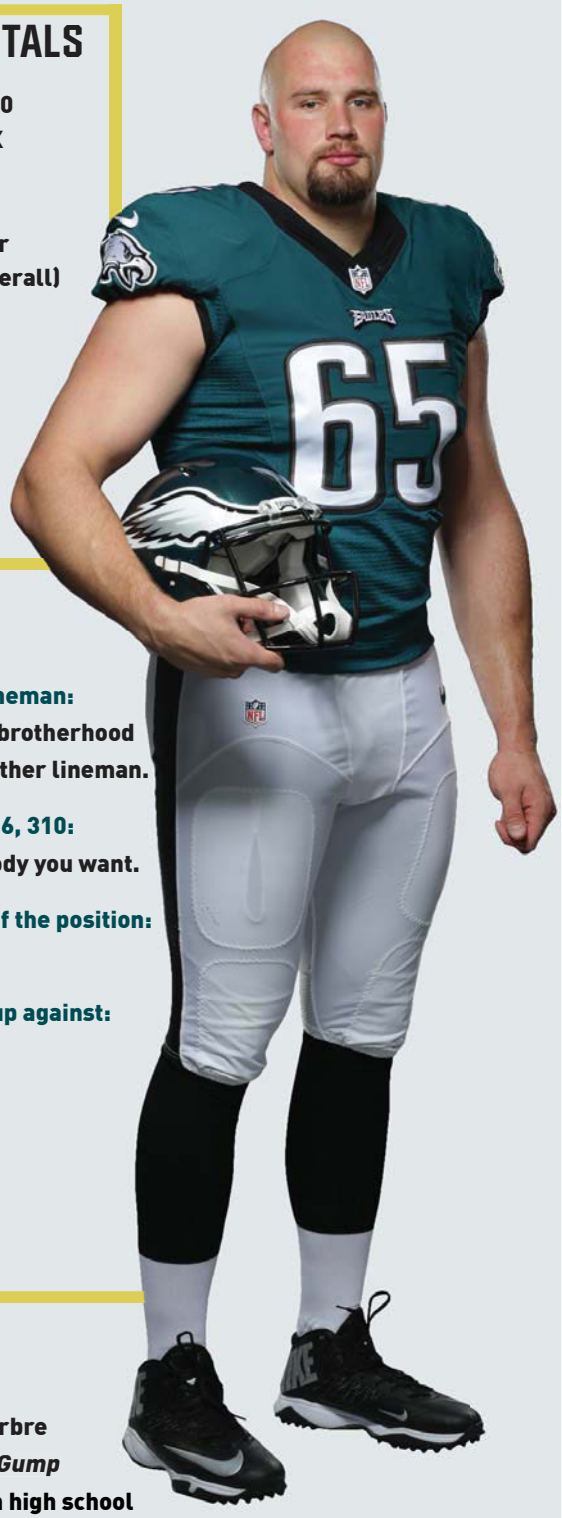

VITALS

Height: 6-6
Weight: 317
Date Of Birth: May 8, 1990
Hometown: Groveton, TX
HS: Groveton
College: Oklahoma
NFL Experience: 4th Year
Draft Pick: D1-13 (4th overall) by Philadelphia

IN THE TRENCHES

Best part of being an o-lineman:
Being physical and the brotherhood that exists among the other lineman.

Worst part about being 6-6, 310:
Not having the beach body you want.

Most underrated aspect of the position:
Athleticism

Best player he has lined up against:
Dwight Freeney

THREE-STEP DROP

Funniest Eagle: Allen Barbre
Favorite movie: *Forrest Gump*
First job: Grave digger in high school
Favorite TV show: *Impractical Jokers*
Biggest pet peeve: Drivers that take a long time to make a turn
Hobbies: Hunting and fishing
Favorite teams/athletes growing up: Green Bay Packers, Houston Rockets and Brett Favre
Three favorite throwback jerseys: Hakeem Olajuwon, Rockets; Michael Vick, Falcons; Bo Jackson, Raiders
If he could play another sport, what position/team: Small forward, Rockets

A physically gifted athlete who played collegiately as a quarterback, tight end and defensive lineman before transitioning to the offensive line in 2011 at Oklahoma, Johnson was drafted by the Eagles with the 4th-overall selection in the 2013 NFL Draft. After starting all 45 games that he has played in his three-year career (including playoffs), Johnson signed a new six-year contract during the 2016 offseason.

2015 HIGHLIGHTS

- Started all 16 games for the Eagles, opening 14 contests at RT and making his first two career starts at LT at Dal. (11/8) and vs. Mia. (11/15)

BIRDSEED

- Spends part of his offseason working out in Southern California at MMA Athletics, a program founded by MMA legend Randy Couture and FOX NFL insider Jay Glazer. "It helped me become tougher, mentally"
- Credits his mother, Ray Ann, for being where he is today. "She was a single mother and she raised me by herself. She didn't have a lot, but she made sure I was happy." Ray Ann has a degree in criminal justice and works as a social worker with death-row inmates at a prison in Riverside, TX. Lane was proud to purchase his mother a new home in 2014
- Did not receive a single college football offer out of high school. "That left me with a bitter taste in my mouth and a chip on my shoulder. It motivated me then and still does to this day"
- His graduating class from Groveton (TX) High School consisted of a total of 35 students. In fact, Groveton's listed population in 2010 was just 1,057
- Leans on the advice of his father-in-law, John Goodman, who played defensive line for the Pittsburgh Steelers from 1981-85. "He's been a mentor to me. He's been in my shoes; been there, done that. He's taught me how to best work through adversity and the tough times"
- Before transfering to Oklahoma, played one year for head coach J.J. Eckert at Kilgore (TX) College. Eckert on Johnson's progression: "One day we were in a goal-line drill and we were short a tight end due to injuries and we have this big monster (Lane) sitting right next to us. We said, 'Could you go play tight end on this play? Just run through the C-gap and if you see someone, just hit 'em.' Well, he pancaked a linebacker and Division I college coaches were there and his stock went high basically just on one play in a goal-line drill."

JOHNSON'S CAREER SERVICE

Regular Season			Playoffs		
Year	Team	GP/GS	Year	Team	GP/GS
2013	Philadelphia	16/16	2013	Philadelphia	1/1
2014	Philadelphia	12/12	**Totals**		**1/1**
2015	Philadelphia	16/16	**Starts by position**: **2013:** 16 at RT; **2014:** 12 at RT; **2015:** 14 at RT, 2 at LT		
Totals		**44/44**	**First NFL game/start**: 9/9/13 at Was.		

65 T | LANE JOHNSON

PERSONAL

- He and his wife, Chelsea, reside in Edmond, OK. They have a son, Jace; a daughter, Journey Layne; and a dog, Mox
- Played quarterback and safety at Groveton (TX) HS, where he was an all-region and honorable mention all-state selection. Groveton also produced former Oilers/Titans and Falcons RB Rodney Thomas
- Also lettered in track and field, as he placed fourth in the shot put at the state's track championships; in baseball, as a pitcher and first baseman; and in basketball
- Began playing football in the 7th grade as a quarterback for the Coldspring Trojans
- Majored in human relations
- Twitter: **@Lanejohnson65**

2014 HIGHLIGHTS

- Started 12 games at right tackle and helped pave the way for the NFL's third-leading rusher, LeSean McCoy, while giving up just one sack

2013 HIGHLIGHTS

- Made his NFL debut at Was. (9/9) and became the first rookie offensive lineman to start at tackle on opening day for the Eagles since John Welbourn in 1999
- Was part of an offensive line that helped block for the NFL's leading rusher, LeSean McCoy, who finished with a franchise-best 1,607 yards
- Helped the Eagles set a then-team record with 442 points scored and 6,676 total net yards

COLLEGE HIGHLIGHTS

- As a senior in 2012, started 11 games at left tackle and garnered third-team All-America accolades from CBSSports.com and second-team All-Big 12 honors from the conference's coaches. Anchored a Sooner offense that ranked 12th in the nation with 497.9 yards per game and registered a team-best 123 knockdowns. Also led the Big 12 with 19 TD-resulting blocks
- Was a two-time Academic All-Big 12 first-team honoree
- Started 12 games at right tackle as a junior in 2011 as the Sooners ranked 10th in the nation in scoring (39.5 ppg), fifth in offense (512.3 ypg) and fifth in passing (349.4 ypg) while allowing the seventh-fewest sacks in the nation (11)
- Began his sophomore season of 2010 as a tight end before converting to a defensive lineman
- Redshirted in 2009 after transferring from Kilgore (TX) College
- Appeared in nine games as a reserve quarterback at Kilgore, completing 32 of 61 passes for 510 yards, three touchdowns and seven interceptions, while adding 24 yards and a touchdown on 17 carries

LIFE IN THE FAST LANE

Johnson did not start playing football until the 7th grade when he was a quarterback for his middle school squad in Coldspring, TX. He earned all-state honors as a QB in high school, but did not receive a scholarship offer. He began his college career at Kilgore (TX) College, where, at 202 pounds, he quarterbacked the Rangers in 2008 (pictured). After transferring to Oklahoma as a tight end in 2009, he redshirted for one year before playing tight end and defensive end in 2010. He finally settled in as a right offensive tackle in 2011 before moving to the left side in 2012

TRANSACTIONS

2013	Drafted by PHI in 1st round (4th overall) ... signed 4-year contract
7/23/14	Suspended by NFL for 4 games
9/29/14	Activated from reserve/suspended list
1/29/16	Signed 6-year contract through 2021

8 P | DONNIE JONES

VITALS

Height: 6-2
Weight: 221
Date Of Birth: July 5, 1980
Hometown: Baton Rouge, LA
HS: Baton Rouge Catholic
College: LSU
NFL Experience: 13th year
Acquired: FA (Hou) 2013
Draft Pick: D7-04 (224th overall) by Seattle

EAGLES PUNTING RECORDS

GROSS AVERAGE - CAREER*

1. Donnie Jones	45.3
2. Joe Muha	43.0
3. Sav Rocca	42.9

NET AVERAGE - CAREER*

1. Donnie Jones	40.4
2. Sav Rocca	37.6
3. Dirk Johnson	36.0

PUNTS INSIDE 20 - CAREER^

1. Jeff Feagles	106
2. Sav Rocca	102
3t. Donnie Jones	96
Sean Landeta	96

GROSS AVERAGE - SEASON*

1. Joe Muha, 1948	47.3
2. Donnie Jones, 2015	47.0
3. Mat McBriar, 2012	46.6
4. Donnie Jones, 2013	44.9

NET AVERAGE - SEASON*

1. Donnie Jones, 2015	41.6
2. Donnie Jones, 2013	40.5
3. Sav Rocca, 2010	39.0
4. Donnie Jones, 2014	38.9

* Min. 100 punts
^ Became official stat in 1976

THREE-STEP DROP

Actor that would play him in a movie: Will Ferrell in a comedy and Robert De Niro in a drama
First job: Working in the Chicken Shack at Blue Bayou, a water park in Baton Rouge
Career if not in football: Working at a brokerage firm
Favorite movie: *The Shawshank Redemption*
Favorite TV show: Shows on HGTV and the *Real Housewives* series
Favorite meal: Cajun Creole food, red beans and rice, fried catfish
Favorite musician: Kenny Chesney, Eric Church
Favorite place to visit: Cabo San Lucas

A veteran of 12 NFL seasons, Donnie Jones signed a three-year deal with the Eagles following the 2013 season after proving to be a difference maker on special teams. In just three seasons, Jones has solidified himself as the top punter in franchise history in terms of both gross and net punting average. Jones was originally drafted by the Seattle Seahawks in the seventh round of the 2004 NFL Draft and went on to become a two-time All-Pro selection with St. Louis from 2008-09.

CAREER HIGHLIGHTS

- Ranks tied for seventh in NFL history in net punting average (39.6 yards per punt) and 10th in gross punting average (45.5)
- Jones is the top punter in Eagles history in terms of both gross average and net average, while also ranking tied for third with punts inside the 20 (96)
- Has played in 176 consecutive games, which stands as the sixth-longest active streak in the NFL. The five players ahead of Jones in that category include Texans P Shane Lechler (222), Cardinals LS Mike Leach (216), Cowboys TE Jason Witten (203), Browns P Andy Lee (192) and Giants QB Eli Manning (183)
- One of only seven players in NFL history to record a 50.0 gross avg. in a season, accomplishing the feat in 2008 with St. Louis
- Garnered second-team All-Pro honors in both 2008 and 2009 while with the Rams and was also selected to the 2008 *USA Today* All-Joe team
- Set Texans' team records with a gross average of 47.2 yards and a net of 40.5 yards during his lone season with Houston in 2012
- Holds Rams' franchise records in punts, gross avg. and net avg.

2015 HIGHLIGHTS

- Ranked sixth in the NFL in net average (41.6) and seventh in gross average (47.0)
- His net average set an Eagles single-season record
- Posted a 54.3-yard gross average and a 49.0-yard net average vs. NYG (10/19), which ranked for third-best and tied for second in a single game by an Eagles punter, respectively

2014 HIGHLIGHTS

- Finished the season ranked fourth in Eagles history with a 43.8-yard gross average and third with a 38.9-yard net average
- Set an Eagles record and tied a career high with 34 punts inside the 20-yard line, surpassing his previous record of 33 set in 2013. That total also tied Arizona's Drew Butler for the NFL lead in 2014
- Booted a 68-yarder vs. Dal. (12/14), tying for the third-longest punt of his career
- His 53.8-yard gross average at Ind. (9/15) was the third-highest single-game average in Eagles history
- Landed five punts inside the 20-yard line vs. Jax. (9/7)

8 P | DONNIE JONES

JONES' CAREER STATISTICS														
Year	Team	GP	No	Yds	Avg	OppRet	Yards	TB	NetYds	NetAvg	In20	Lg	Blk	STT
2004	Seattle	6	26	988	38.0	11	79	2	869	32.2	6	51	1	1
2005	Miami	16	88	3,827	43.5	46	227	7	3,460	39.3	31	63	0	3
2006	Miami	16	85	3,640	42.8	49	367	10	3,073	35.7	28	64	1	1
2007	St. Louis	16	78	3,684	47.2	48	437	9	3,067	39.3	18	80	0	0
2008	St. Louis	16	82	4,100	50.0	57	590	7	3,370	41.1	20	68	0	2
2009	St. Louis	16	90	4,212	46.8	41	260	10	3,752	41.7	34	63	0	1
2010	St. Louis	16	94	4,276	45.5	45	435	4	3,761	40.0	32	63	0	1
2011	St. Louis	16	105	4,652	44.3	45	552	9	3,920	37.0	29	65	1	2
2012	Houston	16	88	4,150	47.2	48	483	5	3,567	40.5	28	66	0	2
2013	Philadelphia	16	82	3,681	44.9	28	223	5	3,358	40.5	33	70	1	1
2014	Philadelphia	16	76	3,331	43.8	29	238	7	2,953	38.9	34	68	0	0
2015	Philadelphia	16	86	4,038	47.0	42	215	8	3,663	41.6	29	60	2	0
Totals		**182**	**980**	**44,579**	**45.5**	**489**	**4,106**	**83**	**38,813**	**39.6**	**322**	**80**	**6**	**14**
PLAYOFFS														
2012	Houston	2	8	308	38.5	4	12	1	276	34.5	3	48	0	0
2013	Philadelphia	1	5	244	48.8	3	31	1	193	38.6	1	55	0	0
Totals		**3**	**13**	**552**	**42.5**	**7**	**43**	**2**	**469**	**36.1**	**4**	**55**	**0**	**0**

CAREER HIGHS		
Punts	11	1/3/10 vs. SF
Yards	551	1/3/10 vs. SF
Long	80	10/21/07 at Sea.
Inside 20	7	12/1/13 vs. Ari.
Gross avg.	56.3	11/22/09 vs. Ari.
Net avg.	52.3	12/14/14 vs. Dal.

ADDITONAL CAREER STATS	
Passing	2008 (1-0-0)
Rushing	3-9; 2005 (1-0), 2006 (1-0), 2011 (1-9)
Fumbles	2006 (1)
Kickoffs	4-230; 2004 (1-54), 2005 (1-55), 2009 (1-63), 2012 (1-58)

2015 GAME-BY-GAME STATISTICS										
Date	Opp	W/L	No	Yds	Avg	Net	TB	In20	Lg	Blk
Sep 14	at Atl	L	5	226	45.2	37.6	1	1	60	0
Sep 20	Dal	L	6	302	50.3	43.0	0	1	59	1
Sep 27	at NYJ	W	9	440	48.9	41.2	0	2	56	0
Oct 4	at Was	L	6	251	41.8	38.2	1	2	46	0
Oct 11	NO	W	1	50	50.0	49.0	0	0	50	0
Oct 19	NYG	W	4	217	54.3	49.0	1	1	57	0
Oct 25	at Car	L	5	233	46.6	45.6	0	3	54	0
Nov 8	at Dal	W	5	241	48.2	47.2	0	4	59	0
Nov 15	Mia	L	6	254	42.3	32.1	1	3	52	1
Nov 22	TB	L	6	279	46.5	40.0	1	2	51	0
Nov 26	at Det	L	6	288	48.0	46.3	0	2	60	0
Dec 6	at NE	W	7	328	46.9	40.6	2	2	64	0
Dec 13	Buf	W	7	353	50.4	43.3	0	1	63	0
Dec 20	Ari	L	3	147	49.0	47.0	0	2	53	0
Dec 26	Was	L	7	305	43.6	42.1	0	3	56	0
Jan 3	at NYG	W	3	124	41.3	33.0	1	0	43	0
Totals			**86**	**4038**	**47.0**	**41.6**	**8**	**29**	**64**	**2**

BIRDSEED

- Enjoys golfing in his spare time and plays four to five times a week during the offseason. If he could have one talent, he would love to be able to play professionally. "I'd like to be a really good golfer and play on the PGA tour," said Jones. "I'm not bad. I have my good days and my bad, but I love it"
- Has had the opportunity to play two of the most prestigious golf courses in the world - Merion and Pine Valley. Says his ideal foursome to play a round with would be himself, Arnold Palmer, Jack Nicklaus and Tiger Woods
- **Favorite part of playing football:** "The relationships," said Jones. "The people you meet, the guys you play with. Football is such a great team sport and it's about everybody coming together and working towards a common goal of winning"

PERSONAL

- **Greatest love besides football:** "Definitely my family," Jones said. "That's something that's very important to me, especially when you have kids. It's so important to be that positive influence for them. I love being able to spend time with them away from football, whether it's going to their games or on vacations with the whole family. It's great to be able to spend quality time with them and help create memories that our kids will have for forever"

8 P | DONNIE JONES

PERSONAL - Cont.

- Nickname: Donnie Longball. Was given to him by teammate Connor Barwin
- He and his wife, Aubrie, have a son, Weston, a daughter, Addison, and also have one dog, a poodle named Rilie
- Earned all-state and all-district honors as a senior at Catholic High School in Baton Rouge, LA
- Averaged 43.4 yards per punt on a team that reached the Class 5A semifinals
- Also threw the javelin and participated in the high jump in high school
- Says the last time he scored a touchdown was in 1998
- Favorite restaurant in Philly: Nick's Roast Beef
- Favorite team growing up: LSU Tigers
- Son of Don and Amanda Jones and has a sister, Mandy
- Graduated from LSU with a degree in finance
- Resides in Baton Rouge during the offseason

2013 HIGHLIGHTS

- Ranked first in Eagles history in single-season net punting average (40.4) and third in gross punting average (44.9)
- Led the NFL with 27 punts downed without a return and finished tied for fourth in the league with a franchise-best 33 punts inside the 20-yard line
- Recorded a 48.8-yard gross average vs. NO (1/4), which ranked as the fourth-highest average in Eagles postseason history
- Pinned the Cowboys deep in their own territory with a 56-yard punt in the waning minutes of Philadelphia's NFC East-clinching win at Dal. (12/29)
- Jones became the first Eagles player in team history to win NFC Special Teams Player of the Week honors in back-to-back games (vs. Was. (11/17) and vs. Ari. (12/1)) and became the first Philadlephia player to earn honors in back-to-back games since Michael Vick in 2010
- Became the fourth punter in NFL history to win NFC Special Teams Player of the Week honors in consecutive games in a single season and the first since 1999 (Bryan Barker) after landing a career-best seven punts inside the 20-yard line vs. Ari. (12/1). With his seven punts inside the 20, Jones set a team record and tied the third-highest total in the NFL since the stat became official in 1976. He averaged 44.3 yards (43.9 net) on eight kicks, including a 69-yard boot
- Became just the second Philadelphia punter (Sean Landeta, 2001) to earn NFC Special Teams Player of the Week honors after he set a team single-game record with a 50.7 net average vs. Was. (11/17). Jones booted a 70-yard punt late in the fourth quarter to pin the Redskins at their own 4-yard line to start their final drive of the game. His 70-yard kick was the longest by an Eagle since Randall Cunningham's 80 yarder at Dal. (10/16/94)
- Recorded a 64-yard punt at Oak. (11/3)
- Booted a season-high nine punts for 419 yards (46.6 avg.) and netted 41.8 yards per punt vs. Dal. (10/20)
- Logged a 49.8-yard average on five punts, including three downed inside of the 20-yard line, at TB (10/13)
- Netted 43.2 yards per punt and downed two kicks inside of the 20 at NYG (10/6)
- Downed four punts inside of the 20-yard line and recorded a long boot of 61 yards at Was. (9/9)

2012 HIGHLIGHTS (WITH HOUSTON)

- Established Texans franchise records with a gross average of 47.2 yards and a net average of 40.5 yards
- Pinned 28 of his 88 punts inside the 20-yard line, with only five touchbacks
- Recorded a franchise-best 54.2 yards per punt vs. Den. (9/23)

2011 HIGHLIGHTS (WITH ST. LOUIS)

- Appeared in all 16 games for the Rams, punting 105 times for 4,652 yards and an average of 44.3 yards per punt
- Punted six times for 304 yards for an average of 50.7 yards, his best single-game performance of the season vs. SF (1/1)
- Broke Dale Hatcher's franchise record for career punts, punting seven times vs. Cin. (12/18) to give him 436 kicks as a Ram
- Punted 10 times for a 44.1-yard average and 34.7-yard net and made one special teams tackle vs. Sea. (11/20)
- Averaged 45-yards on eight kicks, including a season-long boot of 65 yards vs. Was. (10/2)

2010 HIGHLIGHTS (WITH ST. LOUIS)

- Named a Pro Bowl alternate after finishing eighth in the NFL (fourth in the NFC) with a gross punting average of 45.5 yards
- Ranked third in the NFL (second in the NFC) in net punting average (40.0)
- Punted 94 times for 4,276 yards with 32 inside the 20-yard line, fifth-most in the NFL, and a long of 63 yards
- Did not allow a single punt to be returned after booting a season-high 10 punts for an average of 43.7 yards per kick at SF (11/14). He was the only punter in the NFL to produce a game with no return yards on nine or more punts during the 2010 season

2009 HIGHLIGHTS (WITH ST. LOUIS)

- Second-team All-Pro selection by the Associated Press for the second consecutive year after finishing the season with a career-high 34 punts inside the 20-yard line
- His 34 punts inside the 20-yard line are a Rams' single-season record, surpassing Dale Hatcher's record of 32 punts inside the 20 established in 1985
- Finished the season with a career-high 90 punts and 4,212 yards and his 46.8-yard average is the fourth-highest of his career and the third-highest in Rams history
- Recorded a 41.7-yard net average, the top mark of his career
- His 48.0-yard career gross average is the top mark in franchise history, surpassing the previous team-high of 44.3 yards established by Danny Villanueva from 1961-64
- Booted a career-high 11 punts for 551 yards vs. SF (1/3)
- Punted seven times for an average of 45.3 yards at Chi. (12/6), including a then-career-high six punts inside the 20-yard line, most in franchise history
- Registered a 56.3-yard average, breaking his own single-game franchise record for gross punting average vs. Ari. (11/22)

2008 HIGHLIGHTS (WITH ST. LOUIS)

- Second-team All-Pro selection by the Associated Press, finishing the season with a 50-yard gross average, registering 4,100 yards on 82 punts
- His 50-yard gross average stands as the Rams franchise record for a single season, breaking his previous mark of 47.2 set in 2007

2008 HIGHLIGHTS (WITH ST. LOUIS) - Cont.

- Became only the second player in NFL history to record a 50-yard gross punting average, joining Hall of Famer Sammy Baugh who averaged 51.4 yards in 1940
- Tallied nine games with at least a 50-yard average and posted a 41.1-yard net average, second highest in NFL history.
- Became the only player in NFL history to have a 50-yard gross average and a 40-plus net average
- Named to *USA Today's* All-Joe team
- Punted five times for a career-high 56.2-yard average, the then-highest single-game punting average in franchise history, vs. Buf. (9/28)
- Tallied four punts for 218 yards at Sea. (9/21), a 54.5-yard average and a net average of 49.5 yards, which was the highest in Rams history

2007 HIGHLIGHTS (WITH ST. LOUIS)

- Established the highest punting average for a single season in Rams history, punting 78 times for a 47.2-yard average, breaking Danny Villanueva's record 45.5-yard punting average set in 1962
- Finished the season ranked second in the NFC and third in the NFL in punting average and ranked second in the NFC and fourth in the NFL in net punting average
- Punted six times for a 52.3-yard average with a career-best long of 80 yards at Sea. (10/21)

2006 HIGHLIGHTS (WITH MIAMI)

- Played in all 16 games for the Dolphins, punting 85 times for 3,640 yards for a 42.8-yard average and a 37.5-yard net average with 28 punts inside the 20-yard line
- Totaled 10 punts for 427 yards with a long of 52 yards and two punts inside the 20 vs. NYJ (12/25)
- Produced a then-career-high 52.7-yard average on six punts vs. Ten. (9/24)

2005 HIGHLIGHTS (WITH MIAMI)

- Appeared in all 16 games in his first season with the Dolphins, punting 88 times for a 43.5-yard average, and an NFL-leading and Dolphins single-season record 39.3-yard net average
- His 31 punts inside the 20 ranked second in the AFC and set a Dolphins single-season record
- Totaled nine punts, including a then-career-long 63 yarder, vs. Ten. (12/24)
- Punted eight times for a 45.9-yard average with a net of 43.5 yards and connected on his first-career 60-yard punt vs. KC (10/21)

2004 HIGHLIGHTS (WITH SEATTLE)

- Punted 26 times for a 38.0-yard gross average with a net of 32.3, six punts inside the 20 and two touchbacks in seven games

COLLEGE HIGHLIGHTS

- Played in 49 games during his four-year career at LSU, and established a school record in punts (233)
- Finished his collegiate career ranked second in school history in gross punting average (42.0)
- Placed 69 punts inside the 20 for the Tigers during his four-year career
- Hit a school-record 86-yard punt against Kentucky during his junior season

TRANSACTIONS

2004	Drafted by SEA in 7th round ... signed 4-year contract
9/5/04	Released by SEA
9/7/04	Signed by SEA to the practice squad
10/15/04	Signed by SEA from practice squad to active roster
10/20/04	Released by SEA
10/21/04	Signed by SEA to the practice squad
10/23/04	Signed by SEA from practice squad to active roster
10/26/04	Released by SEA
10/27/04	Signed by SEA to the practice squad
10/30/04	Signed by SEA from practice squad to active roster
11/24/04	Released by SEA
11/25/04	Signed by SEA to the practice squad
1/4/05	Re-signed by SEA
7/24/05	Waived by SEA
7/25/05	Claimed by MIA off waivers from SEA
9/3/05	Released by MIA
9/5/05	Signed by MIA to the practice squad
9/10/05	Signed by MIA from practice squad to active roster
4/25/07	Signed by STL
3/30/12	Signed by HOU to a 1-year contract
3/25/13	Signed by PHI to a 1-year contract
3/11/14	Signed by PHI to a 3-year contract

8 P | DONNIE JONES

2004 GAME-BY-GAME STATISTICS W/ SEAHAWKS

Date	Opp	W/L	No	Yds	Avg	Net	TB	In20	Lg	Blk
SIGNED TO THE 53-MAN ROSTER (10/15)										
Oct 17	at NE	L	3	114	38.0	33.0	0	0	42	0
Oct 24	at Ari	L	6	243	40.5	32.1	1	2	51	1
Oct 31	Car	W	1	50	50.0	50.0	0	0	50	0
Nov 7	at SF	W	5	179	35.8	29.2	0	2	44	0
Nov 14	at StL	L	3	148	49.3	42.7	1	1	51	0
Nov 21	Mia	W	8	254	31.8	27.6	0	1	47	0
RELEASED BY SEA. (11/24); SIGNED TO PRACTICE SQUAD (11/25)										
Totals			**26**	**988**	**38.0**	**32.2**	**2**	**6**	**51**	**1**

2005 GAME-BY-GAME STATISTICS W/ DOLPHINS

Date	Opp	W/L	No	Yds	Avg	Net	TB	In20	Lg	Blk
Sep 11	Den	W	3	142	47.3	36.3	1	0	49	0
Sep 18	at NYJ	L	7	284	40.6	38.9	0	3	56	0
Sep 25	Car	W	6	268	44.7	41.8	0	3	55	0
Oct 9	at Buf	L	3	122	40.7	40.3	0	1	51	0
Oct 16	at TB	L	5	225	45.0	41.0	0	1	51	0
Oct 21	KC	L	8	367	45.9	43.5	0	1	60	0
Oct 30	at NO	W	4	184	46.0	36.0	2	1	59	0
Nov 6	Atl	L	6	261	43.5	43.3	0	3	54	0
Nov 13	NE	L	6	272	45.3	42.0	1	2	58	0
Nov 20	at Cle	L	6	266	44.3	29.8	2	1	60	0
Nov 27	at Oak	W	4	205	51.3	47.0	0	3	54	0
Dec 4	Buf	W	7	255	36.4	31.4	0	4	52	0
Dec 11	at SD	W	3	125	41.7	34.7	1	0	45	0
Dec 18	NYJ	W	7	296	42.3	40.4	0	2	52	0
Dec 24	Ten	W	9	400	44.4	41.7	0	3	63	0
Jan 1	at NE	W	4	155	38.8	37.3	0	3	42	0
Totals			**88**	**3827**	**43.5**	**39.3**	**7**	**31**	**63**	**0**

2006 GAME-BY-GAME STATISTICS W/ DOLPHINS

Date	Opp	W/L	No	Yds	Avg	Net	TB	In20	Lg	Blk
Sep 7	at Pit	L	6	220	36.7	35.8	0	3	58	0
Sep 17	Buf	L	6	283	47.2	30.1	0	1	60	1
Sep 24	Ten	W	6	316	52.7	40.8	2	2	61	0
Oct 1	at Hou	L	5	216	43.2	35.2	1	1	55	0
Oct 8	at NE	L	3	125	41.7	31.0	0	1	49	0
Oct 15	at NYJ	L	3	121	40.3	38.3	0	1	44	0
Oct 22	GB	L	4	158	39.5	33.5	0	2	45	0
Nov 5	at Chi	W	6	261	43.5	38.3	1	3	51	0
Nov 12	KC	W	6	224	37.3	31.5	1	2	47	0
Nov 19	Min	W	6	256	42.7	31.3	0	1	50	0
Nov 23	at Det	W	5	213	42.6	39.0	1	2	48	0
Dec 3	Jax	L	3	123	41.0	41.7	0	2	44	0
Dec 10	NE	W	6	247	41.2	34.3	1	3	54	0
Dec 17	at Buf	L	8	369	46.1	39.8	1	2	64	0
Dec 25	NYJ	L	10	427	42.7	36.0	2	2	52	0
Dec 31	at Ind	L	2	81	40.5	36.5	0	0	44	0
Totals			**85**	**3640**	**42.8**	**35.7**	**10**	**28**	**64**	**1**

2007 GAME-BY-GAME STATISTICS W/ RAMS

Date	Opp	W/L	No	Yds	Avg	Net	TB	In20	Lg	Blk
Sep 9	Car	L	5	236	47.2	43.0	0	2	57	0
Sep 16	SF	L	4	160	40.0	37.0	0	1	49	0
Sep 23	at TB	L	3	153	51.0	32.7	1	1	59	0
Sep 30	at Dal	L	8	442	55.3	44.6	2	4	66	0
Oct 7	Ari	L	4	224	56.0	46.8	0	0	60	0
Oct 14	at Bal	L	2	88	44.0	44.0	0	1	48	0
Oct 21	at Sea	L	6	314	52.3	42.5	0	0	80	0
Oct 28	Cle	L	2	94	47.0	28.0	1	0	49	0
Nov 11	at NO	W	2	89	44.5	40.5	0	1	48	0
Nov 18	at SF	W	9	399	44.3	33.3	2	2	63	0
Nov 25	Sea	L	9	425	47.2	35.7	2	1	52	0
Dec 2	Atl	W	8	360	45.0	40.3	0	1	57	0
Dec 9	at Cin	L	6	230	38.3	38.2	0	3	53	0
Dec 16	GB	L	4	159	39.8	32.3	0	0	53	0
Dec 20	Pit	L	3	153	51.0	43.3	1	1	56	0
Dec 30	at Ari	L	3	158	52.7	50.3	0	0	54	0
Totals			**78**	**3684**	**47.2**	**39.3**	**9**	**18**	**80**	**0**

2008 GAME-BY-GAME STATISTICS W/ RAMS

Date	Opp	W/L	No	Yds	Avg	Net	TB	In20	Lg	Blk
Sep 7	at Phi	L	10	485	48.5	38.8	0	3	57	0
Sep 14	NYG	L	6	334	55.7	43.0	0	2	63	0
Sep 21	at Sea	L	4	218	54.5	49.5	0	0	61	0
Sep 28	Buf	L	5	281	56.2	40.6	0	2	60	0
Oct 12	at Was	W	6	283	47.2	40.7	1	2	56	0
Oct 19	Dal	W	3	152	50.7	37.0	0	0	58	0
Oct 26	at NE	L	6	245	40.8	32.5	1	1	52	0
Nov 2	Ari	L	7	353	50.4	48.3	0	3	52	0
Nov 9	at NYJ	L	4	207	51.8	39.5	0	0	57	0
Nov 16	at SF	L	4	167	41.8	31.8	0	3	56	0
Nov 23	Chi	L	5	249	49.8	44.6	0	0	60	0
Nov 30	Mia	L	3	156	52.0	39.7	1	1	62	0
Dec 7	at Ari	L	2	111	55.5	36.5	1	0	56	0
Dec 14	Sea	L	5	273	54.6	45.6	1	1	68	0
Dec 21	SF	L	7	342	48.9	40.9	1	0	66	0
Dec 28	at Atl	L	5	244	48.8	44.2	1	2	64	0
Totals			**82**	**4100**	**50.0**	**41.1**	**7**	**20**	**68**	**0**

8 P | DONNIE JONES

2009 GAME-BY-GAME STATISTICS W/ RAMS

Date	Opp	W/L	No	Yds	Avg	Net	TB	In20	Lg	Blk
Sep 13	at Sea	L	8	406	50.8	44.8	1	2	61	0
Sep 20	at Was	L	4	173	43.3	34.5	1	1	46	0
Sep 27	GB	L	4	216	54.0	46.3	1	3	62	0
Oct 4	at SF	L	8	349	43.6	40.8	1	0	56	0
Oct 11	Min	L	3	148	49.3	45.3	0	1	56	0
Oct 18	at Jax	L	6	247	41.2	39.8	0	1	55	0
Oct 25	Ind	L	5	216	43.2	41.0	0	4	51	0
Nov 1	at Det	W	5	223	44.6	37.6	1	3	51	0
Nov 15	NO	L	4	144	36.0	34.8	0	1	45	0
Nov 22	Ari	L	4	225	56.3	46.5	1	2	63	0
Nov 29	Sea	L	5	262	52.4	37.8	1	0	61	0
Dec 6	at Chi	L	7	317	45.3	45.7	0	6	56	0
Dec 13	at Ten	L	7	315	45.0	38.6	1	2	55	0
Dec 20	Hou	L	4	174	43.5	43.5	0	2	48	0
Dec 27	at Ari	L	5	246	49.2	41.8	1	4	56	0
Jan 3	SF	L	11	551	50.1	44.5	1	2	62	0
Totals			**90**	**4212**	**46.8**	**41.7**	**10**	**34**	**63**	**0**

2010 GAME-BY-GAME STATISTICS W/ RAMS

Date	Opp	W/L	No	Yds	Avg	Net	TB	In20	Lg	Blk
Sep 12	Ari	L	6	325	54.2	45.7	1	3	63	0
Sep 19	at Oak	L	7	319	45.6	37.9	0	3	54	0
Sep 26	Was	W	3	138	46.0	45.7	0	1	52	0
Oct 3	Sea	W	7	321	45.9	40.4	1	4	53	0
Oct 10	at Det	L	4	183	45.8	39.8	0	2	56	0
Oct 17	SD	W	6	247	41.2	35.7	1	1	48	0
Oct 24	at TB	L	4	144	36.0	33.3	0	3	49	0
Oct 31	Car	W	5	241	48.2	40.4	0	2	59	0
Nov 14	at SF	L	10	437	43.7	43.7	0	3	63	0
Nov 21	Atl	L	5	234	46.8	44.6	0	0	52	0
Nov 28	at Den	W	5	204	40.8	36.2	1	0	57	0
Dec 5	at Ari	W	4	200	50.0	45.5	0	1	55	0
Dec 12	at NO	L	4	219	54.8	50.8	0	2	58	0
Dec 19	KC	L	8	371	46.4	37.1	0	1	53	0
Dec 26	SF	W	7	297	42.4	28.6	0	4	54	0
Jan 2	at Sea	L	9	396	44.0	41.2	0	2	59	0
Totals			**94**	**4276**	**45.5**	**40.0**	**4**	**32**	**63**	**0**

2011 GAME-BY-GAME STATISTICS W/ RAMS

Date	Opp	W/L	No	Yds	Avg	Net	TB	In20	Lg	Blk
Sep 11	Phi	L	4	169	42.3	32.3	2	1	61	0
Sep 19	at NYG	L	7	313	44.7	42.3	0	1	58	0
Sep 25	Bal	L	8	372	46.5	37.1	1	0	59	0
Oct 2	Was	L	8	360	45.0	42.1	1	2	65	0
Oct 16	at GB	L	5	162	32.4	32.4	0	3	42	0
Oct 23	at Dal	L	5	237	47.4	42.0	1	3	59	0
Oct 30	NO	W	7	298	42.6	39.9	0	3	59	0
Nov 6	at Ari	L	7	352	50.3	32.1	0	4	59	0
Nov 13	at Cle	W	5	236	47.2	42.0	1	0	64	0
Nov 20	Sea	L	10	441	44.1	34.7	1	3	56	0
Nov 27	Ari	L	7	329	47.0	33.4	0	1	57	0
Dec 4	at SF	L	8	317	39.6	37.3	0	1	49	0
Dec 12	at Sea	L	4	181	45.3	32.8	0	2	50	1
Dec 18	Cin	L	7	300	42.9	29.9	1	3	57	0
Dec 24	at Pit	L	7	281	40.1	39.4	0	1	51	0
Jan 1	SF	L	6	304	50.7	41.2	1	1	57	0
Totals			**105**	**4652**	**44.3**	**37.0**	**9**	**29**	**65**	**1**

2012 GAME-BY-GAME STATISTICS W/ TEXANS

Date	Opp	W/L	No	Yds	Avg	Net	TB	In20	Lg	Blk
Sep 9	Mia	W	5	218	43.6	28.4	0	1	55	0
Sep 16	at Jax	W	6	299	49.8	37.8	2	1	58	0
Sep 23	at Den	W	5	271	54.2	44.4	1	1	66	0
Sep 30	Ten	W	6	259	43.2	41.7	0	4	61	0
Oct 8	at NYJ	W	6	241	40.2	40.2	0	4	48	0
Oct 14	GB	L	4	206	51.5	45.8	0	0	55	0
Oct 21	Bal	W	5	240	48.0	47.8	0	2	62	0
Nov 4	Buf	W	5	247	49.4	42.0	0	0	58	0
Nov 11	at Chi	W	8	357	44.6	38.3	1	1	59	0
Nov 18	Jax	W	3	111	37.0	33.3	0	2	55	0
Nov 22	at Det	W	6	286	47.7	42.3	0	3	53	0
Dec 2	at Ten	W	10	489	48.9	40.4	1	5	64	0
Dec 10	at NE	L	7	345	49.3	42.1	0	1	59	0
Dec 16	Ind	W	3	127	42.3	36.3	0	1	52	0
Dec 23	Min	L	7	353	50.4	43.3	0	2	65	0
Dec 30	at Ind	L	2	101	50.5	41.0	0	0	55	0
Totals			**88**	**4150**	**47.2**	**40.5**	**5**	**28**	**66**	**0**
PLAYOFFS										
Jan 5	Cin	W	3	126	42.0	38.0	0	1	48	0
Jan 13	at NE	L	5	182	36.4	32.4	1	2	43	0
Totals			**8**	**308**	**38.5**	**34.5**	**1**	**3**	**48**	**0**

8 P | DONNIE JONES

2013 GAME-BY-GAME STATISTICS										
Date	**Opp**	**W/L**	**No**	**Yds**	**Avg**	**Net**	**TB**	**In20**	**Lg**	**Blk**
Sep 9	at Was	W	6	254	42.3	36.7	1	4	61	0
Sep 15	SD	L	3	134	44.7	43.0	0	1	51	0
Sep 19	KC	L	4	148	37.0	34.0	0	2	41	0
Sep 29	at Den	L	4	191	47.8	30.2	2	0	54	1
Oct 6	at NYG	W	6	287	47.8	43.2	1	2	54	0
Oct 13	at TB	W	5	249	49.8	40.8	0	3	58	0
Oct 20	Dal	L	9	419	46.6	41.8	1	1	58	0
Oct 27	NYG	L	6	266	44.3	42.8	0	2	54	0
Nov 3	at Oak	W	6	259	43.2	43.2	0	2	64	0
Nov 10	at GB	W	2	77	38.5	37.5	0	1	43	0
Nov 17	Was	W	6	304	50.7	50.7	0	4	70	0
Dec 1	Ari	W	8	354	44.3	43.9	0	7	69	0
Dec 8	Det	W	6	249	41.5	29.7	0	0	53	0
Dec 15	at Min	L	4	165	41.3	38.0	0	1	46	0
Dec 22	Chi	W	2	88	44.0	44.0	0	2	47	0
Dec 29	at Dal	W	5	237	47.4	43.8	0	1	56	0
Totals			**82**	**3681**	**44.9**	**40.4**	**5**	**33**	**70**	**1**
PLAYOFFS										
Jan 4	NO	L	5	244	48.8	38.6	1	1	55	0
Totals			**5**	**244**	**48.8**	**38.6**	**1**	**1**	**55**	**0**

2014 GAME-BY-GAME STATISTICS										
Date	**Opp**	**W/L**	**No**	**Yds**	**Avg**	**Net**	**TB**	**In20**	**Lg**	**Blk**
Sep 7	Jax	W	6	230	38.3	33.7	0	5	52	0
Sep 15	at Ind	W	4	215	53.8	42.8	0	0	59	0
Sep 21	Was	W	4	149	37.3	35.8	0	2	41	0
Sep 28	at SF	L	6	291	48.5	40.7	1	1	61	0
Oct 5	StL	W	4	163	40.8	39.0	0	1	52	0
Oct 12	NYG	W	6	273	45.5	42.3	1	5	50	0
Oct 26	at Ari	L	6	288	48.0	38.7	2	2	58	0
Nov 2	at Hou	W	3	107	35.7	35.7	0	2	41	0
Nov 10	Car	W	7	303	43.3	37.7	1	3	58	0
Nov 16	at GB	L	4	159	39.8	16.0	1	1	50	0
Nov 23	Ten	W	3	135	45.0	40.7	0	1	49	0
Nov 27	at Dal	W	3	147	49.0	42.3	1	2	57	0
Dec 7	Sea	L	8	351	43.9	43.3	0	3	57	0
Dec 14	Dal	L	3	156	52.0	52.3	0	1	68	0
Dec 20	at Was	L	2	72	36.0	36.0	0	1	38	0
Dec 28	at NYG	W	7	292	41.7	41.7	0	4	47	0
Totals			**76**	**3331**	**43.8**	**38.9**	**7**	**34**	**68**	**0**

62 C | JASON KELCE

VITALS

Height: 6-3
Weight: 295
Date Of Birth: November 5, 1987
Hometown: Cleveland, OH
HS: Cleveland Heights
College: Cincinnati
NFL Experience: 6th Year
Draft Pick: D6a-11 (191st overall) by Philadelphia

IN THE TRENCHES

Favorite O-lineman: Lou Groza
Most underrated attribute of playing O-line: Intelligence
Most memorable block: "Snow Bowl vs. Detroit. The entire offensive line pushed the Lions de fense into the end zone on a QB sneak."

THREE-STEP DROP

In any other sport, what position would you play and what team: Center for the Philadelphia Flyers
Three must-haves on a deserted island: Duct tape, lighter, fishing pole
Three favorite throwbacks jerseys: Chuck Bednarik, Eagles; Jim Brown, Browns; Wayne Gretzky, Oilers
Pregame ritual: Listen to Christmas music and comb my beard
Favorite movies: *The Big Lebowski, The Last Gladiators*
First job: Working at a youth ice hockey camp at 14 years old
First football team: Roxboro Rockets in the 7th grade. Played LB and FB

Pro Bowls: 2015

"He's the conductor of the whole band. It's a pleasure to coach him. He does it all for us out there."

- Eagles Offensive Line Coach Jeff Stoutland

Jason Kelce arrived at the University of Cincinnati as a walk-on linebacker in 2006 and is now a Pro Bowl center with the Eagles. Between then and now, Kelce used an incredible amount of athleticism, diligent work ethic, and intelligence to make his present a reality. A 6th-round draft pick of the Eagles in 2012, Kelce made the most of his opportunity as a rookie and became an immediate starter. Following the 2013 season, he was rewarded with a seven-year contract extension through 2020.

2014 HIGHLIGHTS

- Voted to the Pro Bowl for the first time, becoming the first Eagles center to gain such recognition since Jim Ringo was named to his 10th Pro Bowl following the 1967 campaign
- Helped the Eagles generate 6,348 total yards of offense: the fifth-highest total in the NFL. Also paved the way for LeSean McCoy, who finished third in the NFL with 1,319 yards

BIRDSEED

- Serves as a spokesman for Dietz & Watson, a deli foods manufacturer based in Philadelphia. Said Kelce, "It's been a lifelong dream to be affiliated with the official meat provider of a National Football League team." Kelce also supports the company's military appreciation efforts
- His experience as a linebacker and running back in high school have helped him become the player he is today. "Playing linebacker definitely helped me as an offensive lineman. If you can get in the head of the players you are going up against, that's a huge advantage, like a quarterback who knows what the safeties are thinking."
- Also grew up playing a variety of different sports including hockey, lacrosse, soccer and baseball. "Playing all of those sports has helped me adapt to any circumstance that is thrown my way."
- In 2014, Kelce became the first professional athlete to compete in Wing Bowl, an annual chicken wing eating contest conducted by the Eagles flagship radio station, 94 WIP. He ate 65 wings in 14 minutes

KELCE'S CAREER SERVICE

Regular Season			Playoffs		
Year	Team	GP/GS	Year	Team	GP/GS
2011	Philadelphia	16/16	2013	Philadelphia	1/1
2012	Philadelphia	2/2	**Totals**		**1/1**
2013	Philadelphia	16/16	First NFL game and start:		
2014	Philadelphia	12/12	9/11/11 at StL		
2015	Philadelphia	16/16			
Totals		**62/62**			

62 C | JASON KELCE

PERSONAL

- Attended Cleveland Heights (OH) High School, performing as a linebacker and running back for head coach Mike Jones. Was a two-time All Lake Erie-Lake League selection
- Graduated from Cincinnati with a degree in marketing
- Comes from a football lineage, as his younger brother, Travis, was a teammate at Cincinnati (2008-10) as a tight end and was drafted by Kansas City in 2013. His uncle, Don Blalock, played defensive tackle for Purdue (1976-77) and his grandfather, Don Blalock, played football at Ohio University
- Son of Donna and Ed Kelce. Donna works in banking, while Ed is a sales rep in the steel business. Cites his dad as the biggest influence on his career. "He really pushed me to be the best I could be and was somebody that I've always looked up to."
- Favorite teams/players growing up: "I was a huge fan of all the Cleveland sports teams. I was also a fan of the star players like Michael Jordan, Wayne Gretzky and Jerome Bettis."
- Pundits have compared him to All-Pro Jeff Saturday. Kelce met with Saturday after his rookie season to pick his brain. "One of the things I learned from him is that it's not only a physical battle between you and the defensive linemen, but it's also a mental battle."
- Twitter: **@Jkelce**; Instagram: **@jkelce**

2013 HIGHLIGHTS

- Named the team's Ed Block Courage Award recipient in 2013. The award honors those NFL players who exemplify commitment to the principles of sportsmanship and courage and is given by a vote of the team for efforts as well as individual performance
- Garnerned *USA Today's* 2013 All-Joe team honors, which recognizes the NFL players whose work doesn't necessarily garner headlines, but is integral to the success of their team
- Part of an offensive line that helped block for the NFL's leading rusher, LeSean McCoy, who finished with a franchise-best 1,607 yards
- Helped Eagles set a team record with 6,676 total yards of offense and a then-team record 442 points

2011 HIGHLIGHTS

- Was named to *Dallas Morning News* columnist Rick Gosselin's NFL All-Rookie team after starting all 16 games for an offense that set a team record in first downs (356) and a then-team record in total net yards (6,386)
- Along with Danny Watkins, became the first Eagles rookie linemen duo to start 10-or-more games in the same season
- Became the first Eagles rookie offensive lineman to start all 16 games since Doug Brzezineski did so in 1999 and the first rookie in team history to start every game at center. He is also just the 16th player in NFL history to start every game at center during a rookie campaign
- Was part of an offensive line that received the Madden Protector Award at NYG (11/20) and vs. Dal. (10/30). This award is given each week of the regular season to the NFL's top performing offensive line and recognizes the fundamental role offensive linemen play in their teams' success

KELCE'S BROTHERLY LOVE

Jason's brother, Travis (shown left on both photos above), is a tight end for the Kansas City Chiefs. The two were teammates at Cincinnati in 2008-10.

COLLEGE HIGHLIGHTS

- Kelce started his final 38 games at Cincinnati during a 47-game career – 26 at left guard and 12 at center
- Started 12 games at center in 2010, and was an All-American honorable mention and All-Big East Conference first-team selection by *The NFL Draft Report*, adding second-team All-Big East honors from the league's coaches
- Helped an inexperienced unit lead the Big East in passing offense (260.7 yards per game), total offense (417.3 yards per game) and scoring offense (27.1 points per game), despite injuries at the quarterback position
- As a junior in 2009, earned All-Big East Conference second-team honors while starting all 13 games at left guard
- In 2008, earned Sophomore All-American third-team and All-Big East Conference second-team honors from *The NFL Draft Report* in his first season as a starter. Lined up at left offensive guard for all 13 games and paved the way for an offense that averaged 370.6 yards per game
- In 2007, the former walk-on linebacker added over 40 pounds to his frame during the offseason, shifting to the offensive line, where he competed in nine games as a reserve at center and both offensive guard positions
- Joined the team as a walk-on in 2006, earning Scout Team Defensive Player of the Year honors while lining up as a 240-pound linebacker

INJURY HISTORY

- Was inactive at SF (9/28/14), vs. StL (10/5/14), vs. NYG (10/12/14) and at Ari. (10/26/14) due to a sports hernia suffered vs. Was. (9/21/14)
- Placed on season-ending injured reserved after suffering a partially-torn ACL and a torn MCL during the third quarter vs. Bal. (9/16/12)

TRANSACTIONS

2011	Drafted by PHI in 6th round ... signed 4-year contract
9/18/12	Placed on Injured Reserve (knee)
2/27/14	Signed by PHI to a 7-year contract through 2020

95 LB | MYCHAL KENDRICKS

VITALS

Height: 6-0
Weight: 240
Date Of Birth: September 28, 1990
Hometown: Fresno, CA
HS: Hoover (Fresno, CA)
College: California
NFL Experience: 5th year
Draft Pick: D2a-12 (46th overall) by Philadelphia

4+ SACKS & 3+ INTs IN EAGLES HISTORY (SINCE 1982)

Player (Season)	Sacks	INTs
Seth Joyner (1992)	6.5	4
Seth Joyner (1991)	6.5	3
William Thomas (1996)	5.5	3
Mychal Kendricks (2013)	4.0	3

THREE-STEP DROP

First job: Worked the concession stands for several local semi-pro teams
Funniest Eagle: Lane Johnson
If he could play another sport what team/position: Defender for Barcelona
Best players he's ever lined up against: Aaron Rodgers and Drew Brees
Three favorite throwback jerseys: Kobe Bryant (#8), Lakers; Ricky Williams, Texas; Willie Mays, San Francisco Giants
Can't live without: Oreo cookies
Strangest thing he likes to eat: Eggo's with Kraft singles

"There's such a drive there with him. You either have it or you don't. He does, and the potential is unlimited for him."

- Former Eagles Linebacker DeMeco Ryans

A second-round draft choice of the Eagles in 2012, the speedy and instinctive Mychal Kendricks was immediately inserted as a starter on the Eagles defense in his rookie campaign and has since developed into one of the unit's top playmakers, signing a four-year extension in 2015 that will keep him in Philly through the 2019 season. Prior to entering the NFL, he was named the 2011 Pac-12 Defensive Player of the Year at Cal.

BIRDSEED

- Mychal's father, Marvin, was on the Eagles training camp roster in 1972 after playing college football at UCLA, where he led the Bruins in rushing twice in 1970 and 1971. Said Mychal: "He was so happy the day I got drafted here because the Eagles were his team. I remember being so excited, but he may have even been more excited. He followed them all the time when I was growing up. It was a dream come true for the both of us."
- Began playing football in the 8th grade for the Wawona Wildcats as a safety and fullback

CAREER HIGHLIGHTS

- Is one of only three Eagles since 1982 to post at least four sacks and three interceptions in a single season, recording four sacks and three picks in 2013. Joined Williams Thomas (1996) and Seth Joyner (1991 and '92) as the only other Eagles to accomplish the feat
- In 2013, he and DeMeco Ryans became the first pair of linebackers in Eagles history to post 4+ sacks and 2+ interceptions in the same season

KENDRICKS' BROTHERLY LOVE

Mychal's younger brother, Eric, was a second-round draft pick of the Minnesota Vikings in 2015. They grew up playing football, basketball and soccer together and remain very close to this day. The brothers workout, snowboard and skateboard together whenever possible. Their 2015 stats were nearly identical:

Mychal (91 tackles and 3 sacks)
Eric (92 tackles and 4 sacks)

95 LB | MYCHAL KENDRICKS

KENDRICKS' CAREER STATISTICS

			TACKLES					PASS DEFENSE					FUMBLES			DEF SNAPS		ST
Year	Team	GP/GS	Total	Solo	Asst	TFL	Sacks	Int	Yards	Lg	TD	KD	FF	FR	Yards	Played	Pct	T
2012	Philadelphia	15/14	88	70	18	8.0	1.0	0	0	--	0	11	0	0	0	927	88%	0
2013	Philadelphia	15/15	137	96	41	3.0	4.0	3	25	18	0	1	1	4	0	991	83%	0
2014	Philadelphia	12/11	108	77	31	4.0	4.0	0	0	--	0	2	3	0	0	761	66%	0
2015	Philadelphia	13/13	91	71	20	8.0	3.0	0	0	--	0	1	1	0	0	628	52%	3
Totals		**55/53**	**424**	**314**	**110**	**23.0**	**12.0**	**3**	**25**	**18**	**0**	**15**	**5**	**4**	**0**	**---**	**---**	**3**
PLAYOFFS																		
2013	Philadelphia	1/1	10	10	0	1.0	0.0	0	0	0	0	0	0	0	0	72	100%	0
Totals		**1/1**	**10**	**10**	**0**	**1.0**	**0.0**	**0**	**0**	**0**	**0**	**0**	**0**	**0**	**0**	**---**	**---**	**0**

2015 GAME-BY-GAME STATISTICS

Date	Opp	W/L	GP/GS	S	A	TT	Sac	Hur	Int	Yds	Lg	KD	FF	FR	Snaps	Pct
Sep 14	at Atl	L	1/1	6	4	10	0.0	0	0	0	--	0	0	0	77	100%
Sep 20	Dal	L	1/1	6	0	6	0.0	0	0	0	--	0	0	0	39	46%
Sep 27	at NYJ	W	0/0	INACTIVE (HAMSTRING)												
Oct 4	at Was	L	1/1	3	4	7	0.0	0	0	0	--	0	0	0	11	13%
Oct 11	NO	W	0/0	INACTIVE (HAMSTRING)												
Oct 19	NYG	W	0/0	INACTIVE (HAMSTRING)												
Oct 25	at Car	L	1/1	7	0	7	1.0	0	0	0	--	0	0	0	52	85%
Nov 8	at Dal	W	1/1	5	0	5	1.0	0	0	0	--	0	0	0	56	72%
Nov 15	Mia	L	1/1	6	2	8	1.0	0	0	0	--	0	0	0	40	60%
Nov 22	TB	L	1/1	4	1	5	0.0	1	0	0	--	0	1	0	56	72%
Nov 26	at Det	L	1/1	5	2	7	0.0	0	0	0	--	0	0	0	63	88%
Dec 6	at NE	W	1/1	4	0	4	0.0	0	0	0	--	0	0	0	48	54%
Dec 13	Buf	W	1/1	7	1	8	0.0	0	0	0	--	0	0	0	42	57%
Dec 20	Ari	L	1/1	9	1	10	0.0	0	0	0	--	0	0	0	43	57%
Dec 26	Was	L	1/1	4	1	5	0.0	0	0	0	--	0	0	0	43	57%
Jan 3	at NYG	W	1/1	5	4	9	0.0	0	0	0	--	1	0	0	58	69%
Totals			**13/13**	**71**	**20**	**91**	**3.0**	**1**	**0**	**0**	**--**	**1**	**1**	**0**	**628**	**52%**

CAREER HIGHS

Tackles	17	10/27/13 vs. NYG
Sacks	2.0	12/22/13 vs. Chi.
INTs	1	3x - 12/29/13 at Dal.

2015 HIGHLIGHTS

- Finished third on the team in tackles (91)
- Stripped the ball from RB Bobby Rainey in the second quarter vs. TB (11/22), marking his first forced fumble of the season
- Tallied his third consecutive game with a sack - the longest streak of his career - when he dropped Dolphins QB Ryan Tannehill for an 8-yard loss vs. Mia. (11/15)
- Notched his second sack in as many games after dropping Cowboys QB Matt Cassel for a 6-yard loss in a win at Dal. (11/8). It was the third time in his career posting at least one sack in back-to-back games (Nov. 2-10, 2014 and Dec. 15-22, 2013)
- Recorded his 10th career sack when he brought down Panthers QB Cam Newton for a 7-yard loss at Car. (10/25). Also contributed seven tackles to tie the team lead

PERSONAL

- **Most underrated attribute of playing linebacker:** "You need to be a little crazy. All good linebackers either have a few screws loose or a few screws wound too tight."
- A huge fan of former Broncos running back Terrell Davis growing up, Kendricks donned #30 in college in his honor
- Starred at Hoover HS in Fresno, CA, leading his club with 175 tackles and 4.0 sacks as a senior, while also registering a team-best 742 rushing yards on 103 carries and six touchdowns, as well as 1,035 all purpose yards
- Parents are Yvonne Thagon and Marvin Kendricks. Yvonne is a pharmacist technician and Marvin is a retired social worker. Also has a stepmother, Joanne, who is a medical sales rep for Merck
- His three brothers all played college football: Chad (graduated from Sacramento State), Terence (graduated from Fresno State) and Eric (graduated from UCLA). Eric currently plays for the Minnesota Vikings

RENAISSANCE MAN

While he was always known for his athletic talents on the field growing up, Kendricks' passion off the field is in the fine arts. Kendricks attended Bullard Talent, a private school that specializes in the fine arts from kindergarten through 8th grade. While there, Kendricks acted in plays such as *Robin Hood*, *Aladdin* and *The Lion King*. He also learned to dance in hip-hop, urban, tap and jazz styles. Said Kendricks: "I really have an appreciation for all kinds of art and going there really instilled that in me at a young age. I would go there during the day and then play sports for other schools. I remember you'd have to win a raffle to get your kids in, so my mom did that for me and I got lucky."

95 LB | MYCHAL KENDRICKS

2014 HIGHLIGHTS

- Finished second on the team with 108 tackles and tied for third with three forced fumbles
- Sacked Washington QB Robert Griffin III for a 10-yard loss in the second quarter at Was. (12/20)
- Led the team with a season-best 16 tackles and forced his third fumble of the season when he stripped the ball loose from Seahawks RB Marshawn Lynch vs. Sea. (12/7)
- Forced his second fumble of the season early in the third quarter vs. Ten. (11/23), which ultimately set up an Eagles touchdown. Also led the team in tackles for the fourth time on the season with seven
- Recorded his third sack of the season - his sixth in an eight-game span - when he brought down Panthers QB Cam Newton for a 10-yard loss in a win vs. Car. (11/10). Also led the team with 13 tackles
- Registered a strip-sack of Texans QB Ryan Fitzpatrick in the first quarter at Hou. (11/2)
- Forced a fumble vs. Was. (9/21), stripping RB Alfred Morris in the first quarter
- Paced the team with 13 tackles and notched a sack of Jaguars QB Chad Henne in a season-opening win vs. Jax. (9/7)

2013 HIGHLIGHTS

- Led the NFL with four fumble recoveries and finished the year ranked second on the team with a career-high 137 tackles
- Forced a fumble of RB DeMarco Murray and intercepted QB Kyle Orton at Dal. (12/29). The two turnovers led to 10 points by the Eagles on their ensuing drives. Also tallied 11 tackles
- Posted a career-high two sacks of QB Jay Cutler vs. Chi. (12/22)
- Collared 12 tackles and posted a sack and INT (QB Matt Cassel) in the same game for the first time in his career at Min. (12/15)
- Recovered a crucial fumble of QB Matthew Stafford in the fourth quarter vs. Det. (12/8). The turnover led to an Eagles TD on the ensuing possession to seal the game at 34-20
- Sacked QB Terrelle Pryor and compiled 12 tackles at Oak. (11/3)
- Amassed a career-high 17 tackles vs. NYG (10/27)
- Notched two takeaways at NYG (10/6), as he recovered a fumble of RB Brandon Jacobs and recorded his first career interception (QB Eli Manning). The Eagles scored 10 total points following his turnovers, including a crucial TD on the very next play after his interception in the fourth quarter to put the team up 29-21
- Recovered a fumble of RB Ryan Mathews on the Eagles 8-yard line to thwart a Chargers drive vs. SD (9/15)
- Recorded 10 tackles at Was. (9/9) and recovered a fumble of Alfred Morris on the Redskins' opening offensive play. The turnover led to an Eagles TD on the ensuing drive

2012 HIGHLIGHTS

- Collared the most tackles for loss (eight) ever by an Eagles rookie since the statistic started being kept in 1999
- Ranked third on the team with 88 tackles and ranked third on the team with 11 knockdowns
- Recorded nine tackles, including two TFLs, at Was. (11/18)
- Notched the first sack of his career, bringing down Cowboys QB Tony Romo in the second quarter vs. Dal. (11/11). Also, collared eight tackles, including two tackles for a loss
- Started his first NFL game at Cle. (9/9) and deflected a pass that was intercepted by S Kurt Coleman on the Eagles 1-yard line. Added five tackles, including one tackle for a loss

COLLEGE HIGHLIGHTS

- Played in all 51 games (29 starts) during his four-year career at California, amassing 258 tackles, including 36.5 tackles for a loss, and 13.5 sacks. Also notched seven fumble recoveries, four interceptions, one touchdown return and a blocked punt
- Earned several All-America selections as a senior in 2011 and was named the Pac-12's Defensive Player of the Year. Played in all 13 games with 11 starts, leading the team in tackles with a career-high 106, while adding two interceptions and three sacks
- Earned second-team All-Pac 10 honors as a junior in 2010, leading Cal and ranking among the conference and national leaders with 8.5 sacks, while his 66 tackles ranked fourth on the team
- Also captured the Dick Artal Award on defense for the player best exemplifying Cal spirit and attitude
- As a sophomore in 2009, finished second on team in tackles with 71, adding one sack and one interception that he returned 68 yards for a touchdown vs. UCLA
- Played in all 13 games as a freshman in 2008, recording 15 tackles, one sack, and one blocked punt

INJURY HISTORY

- Was rendered inactive vs. NYG (10/19/15), vs. NO (10/11/15) and at NYJ (9/27/15) with a hamstring injury. Initially sustained the injury in Week 2 vs. Dal. (9/20/15) and reaggravated the injury at Was. (10/4/15) and did not return
- Was inactive vs. NYG (10/12/14), vs. StL (10/5/14), at SF (9/28/14) and vs. Was. (9/21/14) due to a calf injury suffered at Ind. (9/15/14)
- Rendered inactive vs. Was. (11/17/13) with a knee injury suffered in the first quarter at GB (11/10/13)
- Was rendered inactive in Week 17 at NYG (12/30/12) with a concussion sustained vs. Was. (12/23/12)

TRANSACTIONS

2012	Drafted by PHI in 2nd round (46th overall) ... signed 4-year contract
8/24/15	Signed by PHI to 4-year extension through 2019

95 LB | MYCHAL KENDRICKS

2012 GAME-BY-GAME STATISTICS																
Date	**Opp**	**W/L**	**GP/GS**	**S**	**A**	**TT**	**Sac**	**Hur**	**Int**	**Yds**	**Lg**	**KD**	**FF**	**FR**	**Snaps**	**Pct**
Sep 9	at Cle	W	1/1	4	1	5	0.0	0	0	0	--	0	0	0	54	89%
Sep 16	Bal	W	1/1	5	1	6	0.0	0	0	0	--	3	0	0	69	100%
Sep 23	at Ari	L	1/1	6	1	7	0.0	0	0	0	--	0	0	0	55	89%
Sep 30	NYG	W	1/1	1	1	2	0.0	1	0	0	--	0	0	0	65	96%
Oct 7	at Pit	L	1/1	2	3	5	0.0	0	0	0	--	2	0	0	70	96%
Oct 14	Det	L	1/1	6	1	7	0.0	0	0	0	--	0	0	0	69	88%
Oct 28	Atl	L	1/0	2	2	4	0.0	0	0	0	--	1	0	0	58	77%
Nov 5	at NO	L	1/1	5	0	5	0.0	0	0	0	--	0	0	0	56	100%
Nov 11	Dal	L	1/1	7	1	8	1.0	0	0	0	--	0	0	0	52	96%
Nov 18	at Was	L	1/1	7	2	9	0.0	0	0	0	--	0	0	0	53	100%
Nov 26	Car	L	1/1	4	2	6	0.0	0	0	0	--	1	0	0	66	97%
Dec 2	at Dal	L	1/1	5	0	5	0.0	0	0	0	--	0	0	0	63	97%
Dec 9	at TB	W	1/1	5	2	7	0.0	0	0	0	--	3	0	0	71	99%
Dec 13	Cin	L	1/1	4	1	5	0.0	0	0	0	--	1	0	0	75	96%
Dec 23	Was	L	1/1	7	0	7	0.0	0	0	0	--	0	0	0	51	96%
Dec 30	at NYG	L	0/0	INACTIVE (CONCUSSION)												
Totals			**15/14**	**70**	**18**	**88**	**1.0**	**1**	**0**	**0**	**--**	**11**	**0**	**0**	**927**	**88%**

2013 GAME-BY-GAME STATISTICS																
Date	**Opp**	**W/L**	**GP/GS**	**S**	**A**	**TT**	**Sac**	**Hur**	**Int**	**Yds**	**Lg**	**KD**	**FF**	**FR**	**Snaps**	**Pct**
Sep 9	at Was	W	1/1	9	1	10	0.0	2	0	0	--	0	0	1	72	96%
Sep 15	SD	L	1/1	7	1	8	0.0	0	0	0	--	0	0	1	83	100%
Sep 19	KC	L	1/1	10	2	12	0.0	0	0	0	--	0	0	0	82	99%
Sep 29	at Den	L	1/1	3	2	5	0.0	0	0	0	--	0	0	0	62	85%
Oct 6	at NYG	W	1/1	5	0	5	0.0	0	1	18	18	0	0	1	73	100%
Oct 13	at TB	W	1/1	5	3	8	0.0	1	0	0	--	0	0	0	72	100%
Oct 20	Dal	L	1/1	4	5	9	0.0	0	0	0	--	0	0	0	77	100%
Oct 27	NYG	L	1/1	11	6	17	0.0	0	0	0	--	0	0	0	74	100%
Nov 3	at Oak	W	1/1	8	4	12	1.0	1	0	0	--	0	0	0	72	76%
Nov 10	at GB	W	1/1	2	0	2	0.0	0	0	0	--	0	0	0	2	3%
Nov 17	Was	W	0/0	INACTIVE (KNEE)												
Dec 1	Ari	W	1/1	10	4	14	0.0	1	0	0	--	1	0	0	71	100%
Dec 8	Det	W	1/1	4	4	8	0.0	0	0	0	--	0	0	1	57	98%
Dec 15	at Min	L	1/1	7	5	12	1.0	0	1	2	2	0	0	0	75	100%
Dec 22	Chi	W	1/1	2	2	4	2.0	1	0	0	--	0	1	0	53	82%
Dec 29	at Dal	W	1/1	9	2	11	0.0	0	1	5	5	0	1	0	66	100%
Totals			**15/15**	**96**	**41**	**137**	**4.0**	**6**	**3**	**25**	**18**	**1**	**2**	**4**	**991**	**83%**
PLAYOFFS																
Jan 4	NO	L	1/1	10	0	10	0.0	0	0	0	--	0	0	0	72	100%
Totals			**1/1**	**10**	**0**	**10**	**0.0**	**0**	**0**	**0**	**--**	**0**	**0**	**0**	**72**	**100%**

95 LB | MYCHAL KENDRICKS

2014 GAME-BY-GAME STATISTICS																
Date	**Opp**	**W/L**	**GP/GS**	**S**	**A**	**TT**	**Sac**	**Hur**	**Int**	**Yds**	**Lg**	**KD**	**FF**	**FR**	**Snaps**	**Pct**
Sep 7	Jax	W	1/1	8	5	13	1.0	3	0	0	--	0	0	0	73	100%
Sep 15	at Ind	W	1/1	6	1	7	0.0	0	0	0	--	1	0	0	53	74%
Sep 21	Was	W	0/0	INACTIVE (CALF)												
Sep 28	at SF	L	0/0	INACTIVE (CALF)												
Oct 5	StL	W	0/0	INACTIVE (CALF)												
Oct 12	NYG	W	0/0	INACTIVE (CALF)												
Oct 26	at Ari	L	1/0	2	1	3	0.0	0	0	0	--	0	0	0	22	31%
Nov 2	at Hou	W	1/1	6	5	11	1.0	0	0	0	--	0	1	0	59	98%
Nov 10	Car	W	1/1	9	4	13	1.0	0	0	0	--	0	0	0	66	80%
Nov 16	at GB	L	1/1	3	2	5	0.0	0	0	0	--	0	0	0	68	100%
Nov 23	Ten	W	1/1	7	0	7	0.0	0	0	0	--	0	1	0	54	79%
Nov 27	at Dal	W	1/1	8	1	9	0.0	0	0	0	--	0	0	0	61	100%
Dec 7	Sea	L	1/1	12	4	16	0.0	0	0	0	--	0	1	0	86	100%
Dec 14	Dal	L	1/1	2	3	5	0.0	0	0	0	--	0	0	0	82	100%
Dec 20	at Was	L	1/1	9	1	10	1.0	0	0	0	--	1	0	0	57	100%
Dec 28	at NYG	W	1/1	5	4	9	0.0	0	0	0	--	0	0	0	80	100%
Totals			**12/11**	**77**	**31**	**108**	**4.0**	**3**	**0**	**0**	**--**	**2**	**3**	**0**	**761**	**66%**

96 DT | BENNIE LOGAN

VITALS

Height: 6-2
Weight: 315
Date Of Birth: December 28, 1989
Hometown: Coushatta, LA
HS: Red River (Coushatta, LA)
College: LSU
NFL Experience: 4th Year
Draft Pick: D3-13 (67th overall) by Philadelphia

2015 LEADERS RUN STOP PCT.

1.	Damon Harrison, NYJ	18.1
2.	Bennie Logan, PHI	14.8
3.	Geno Atkins, CIN	12.8
4.	Grady Jarrett, ATL	12.4
5.	Dan Williams, OAK	12.1

Run Stop Pct. = percent of a player's run defense snaps where he was responsible for a stop

Source: Pro Football Focus

THREE-STEP DROP

In any other sport, what position would you play and what team: Goaltender for the Los Angeles Kings

Three favorite throwback jerseys: Reggie White, Eagles; Joe Montana, 49ers; William Perry, Bears

Favorite Superhero: Joker

Favorite TV Show: Life Below Zero and The First 48

Nicknames: Mad Dog and Smoke

Favorite recent movie seen: 13 Hours: The Secret Soldiers of Benghazi

That Happened: Once mistaken for James Harden by a fan while attending a 76ers-Rockets game

A third-round draft choice of the Eagles in 2013, Bennie Logan has been a dependable force and productive member of the Eagles defensive line from the nose tackle position. The Coushatta, LA, native helped anchor LSU's defensive line and wore the famed #18 jersey during his final season in Baton Rouge.

BIRDSEED

- Credits his grandmother, Ella Faye Bonner, and his cousin, Harry Gary, as the two biggest influences in his life. "My grandmother is my hero because when my mother passed away, she took me in and raised me from junior high to high school and even helped me through college," said Logan. "My cousin, Harry, pushed me to work hard and motivated me and stayed on me. He paid for me to go to LSU's camp and that's when I really came onto the scene. Without him helping me by paying for me to go to the camp and by pushing me to work hard, I wouldn't be in the place that I am."
- If Logan could trade places with one person for one day, he would like to experience what it is like to be homeless. "I come from a background that wasn't the best and it would be interesting to see how it is to live without a house and to have to look for food every day. It would make you more appreciative and would make you stop taking things for granted."
- Believes that if he wasn't playing football, he would be in the law enforcement field, either as an FBI agent or a U.S. Marshal. "Growing up as a little kid, I always wanted to be a firefighter or a police officer," Logan stated. "As I got older, I learned more about the expert fields of law enforcement. I started watching more shows about the U.S. Marshals and the FBI and saw all the things that they do. It made me want to travel all over the world and hunt for fugitives like they do."
- Named the "Game of the Century," a 2011 match-up between unbeaten LSU and Alabama as his favorite college game. It was the first time two undefeated SEC teams met as the #1 and #2 ranked teams in the country. LSU won a defensive struggle, 9-6

2015 HIGHLIGHTS

- Sacked Drew Brees vs. NO (10/11), his first since 2013 season
- Recorded season-high seven tackles vs. Dal. (9/20)

PERSONAL

- Son of Bennie Frost and the late Sandra Logan. Has seven siblings: Lacey, Jeremy, Corey, Adrian, Jessica, Carl and Mark
- Has a Bully Pitbull named Zeus
- A four-year starter at Red River HS, earned District 3-2A Defensive MVP and 2A first-team honors as a senior after registering 116 tackles, 30 tackles for loss and 15 sacks. Also earned all-district honors at a right tackle on offense
- Selected as District 3-2A Defensive Co-MVP and received 1st-team all-state accolades after his junior season when he posted 93 tackles and 15 for loss
- Last scored a touchdown as a high school junior on a fumble recovery

96 DT | BENNIE LOGAN

LOGAN'S CAREER STATISTICS																	
			TACKLES					PASS DEFENSE					FUMBLES			DEF SNAPS	
Year	Team	GP/GS	Total	Solo	Asst	TFL	Sacks	Int	Yards	Lg	TD	KD	FF	FR	Yards	Played	Pct
2013	Philadelphia	16/8	43	25	18	5.0	2.0	0	0	0	0	1	0	1	0	476	40%
2014	Philadelphia	16/16	61	49	12	8.0	0.0	0	0	0	0	1	1	0	0	639	55%
2015	Philadelphia	14/14	67	53	14	9.0	1.0	0	0	0	0	0	0	0	0	587	52%
Totals		**46/38**	**171**	**127**	**44**	**22.0**	**3.0**	**0**	**0**	**0**	**0**	**2**	**1**	**1**	**0**	**---**	**---**
PLAYOFFS																	
2013	Philadelphia	1/0	5	4	1	0.0	0.0	0	0	0	0	0	0	0	0	43	60%
Totals		**1/0**	**5**	**4**	**1**	**0.0**	**0.0**	**0**	**0**	**0**	**0**	**0**	**0**	**0**	**0**	**---**	**---**

2015 GAME-BY-GAME STATISTICS													
Date	Opp	W/L	GP/GS	S	A	TT	Sac	Hur	KD	FF	FR	Snaps	Pct
Sep 14	at Atl	L	1/1	6	0	6	0.0	0	0	0	0	53	69%
Sep 20	Dal	L	1/1	5	2	7	0.0	0	0	0	0	48	56%
Sep 27	at NYJ	W	1/1	4	2	6	0.0	0	0	0	0	42	53%
Oct 4	at Was	L	1/1	6	0	6	0.0	1	0	0	0	58	69%
Oct 11	NO	W	1/1	4	2	6	1.0	1	0	0	0	31	45%
Oct 19	NYG	W	1/1	3	2	5	0.0	0	0	0	0	42	62%
Oct 25	at Car	L	1/1	3	1	4	0.0	0	0	0	0	40	66%
Nov 8	at Dal	W	1/1	3	0	3	0.0	0	0	0	0	40	51%
Nov 15	Mia	L	1/1	3	2	5	0.0	0	0	0	0	40	60%
Nov 22	TB	L	1/1	6	0	6	0.0	0	0	0	0	51	65%
Nov 26	at Det	L	1/1	4	0	4	0.0	0	0	0	0	46	64%
Dec 6	at NE	W	1/1	1	0	1	0.0	0	0	0	0	19	21%
Dec 13	Buf	W	1/1	2	1	3	0.0	0	0	0	0	37	50%
Dec 20	Ari	L	1/1	3	2	5	0.0	0	0	0	0	40	53%
Dec 26	Was	L	0/0	INACTIVE/CALF									
Jan 3	at NYG	INJURED RESERVE/CALF											
Totals			**14/14**	**53**	**14**	**67**	**1.0**	**2**	**0**	**0**	**0**	**587**	**52%**

CAREER HIGHS		
Tackles	8	(3x - 9/21/14 vs. Was.)
Sacks	1.0	(3x - 10/11/15 vs. NO)

THE LEGEND OF #18

At LSU, it has become a tradition for a player who possesses a selfless attitude to don the prestigious No. 18 jersey. The tradition of the number, which has become synonymous with success both on and off the field, originated in 2003 when LSU QB Matt Mauck helped guide the school to its first national championship since 1958.

PERSONAL - Cont.

- Also participated in track and field (discus, shot put and javelin) and basketball
- Began playing football in the 7th grade as a tight end and defensive end at Red River junior HS.
- Logan's hobbies include mud riding in the swamp, horseback riding, four-wheeling, hunting and playing basketball. "I'm a country boy. I just enjoy doing anything outside and being outdoors."
- Majored in general studies
- Twitter: **@da_king_son18**; Instagram: **da_king_son18**

2014 HIGHLIGHTS

- Registered 61 tackles despite playing only 55% of the defensive snaps
- Forced a fumble for the first time in his career from Titans RB Bishop Sankey vs. Ten. (11/23)
- Tallied a career-high 8 tackles at Ind. (9/15) and again vs. Was. (9/21)

2013 HIGHLIGHTS

- Deflected a QB Matt Cassel pass that was intercepted by LB Mychal Kendricks at Min. (12/15)

RED RIVER RETIREE

During the Eagles bye week in 2014, Bennie Logan became the first football player at Red River High School to have his jersey number retired (#60) A four-year starter at Red River, he earned District 3-2A Defensive MVP and 2A first-team honors as a senior after registering 116 tackles, 30 tackles for loss and 15 sacks. Also earned all-district honors at a right tackle on offense

- Became the first Eagle to block an extra point since Reggie White (10/30/88 vs. Atl.) as he swatted David Akers attempt down vs. Det. (12/8)
- Recovered a fumble on the Cardinals opening drive vs. Arz. (12/1). The Eagles scored a touchdown on their ensuing possession
- Tallied a career-best eight tackles and added one quarterback pressure at GB (11/10)

96 DT | BENNIE LOGAN

2013 HIGHLIGHTS - Cont.

- Started first-career contest at Oak. (11/3) and tallied 4 tackles
- Notched a sack of QB Mike Glennon, which thwarted a last-minute Buccaneers drive in the 4th quarter at TB (10/13)
- Recorded his first-career sack, bringing down Giants QB Eli Manning on the team's final drive in the fourth quarter to ice the game for the Eagles at NYG (10/6)

COLLEGE HIGHLIGHTS

- A three-year standout at LSU, Logan played in 30 career games (25 starts) and tallied 107 tackles, 12.5 tackles for loss and five sacks
- As a force on the defensive line, helped contribute to a unit that ranked fifth nationally in run defense in 2011 (90.1 ypg) and ninth in 2012 (101.6 ypg). The program also ranked second in total defense (261.5 ypg) in 2011 and eighth in 2012 (307.6 ypg)
- Tabbed as a second-team All-SEC selection by the *Associated Press* as a junior in 2012 after playing in all 13 games (12 starts) and recording 45 tackles, 5.5 tackles for loss, two sacks, two blocked field goals, three pass breakups and a pair of QB hurries
- Played in all 14 games (13 starts) as a sophomore in 2011 and ranked sixth on the team in tackles with 57, and added 6.5 tackles for loss and three sacks
- In the 2011 BCS Championship game against SEC rival Alabama, notched a sack, totaled 1.5 tackles for loss and tied a then career-high with six tackles
- Honored with SEC Defensive Lineman of the Week accolades after leading the way with a team-best five tackles and a career-high 3 tackles for loss in a 19-6 win over Mississippi State
- As a redshirt freshman in 2010, saw action in three games and tallied five tackles
- Redshirted for the Tigers in 2009

INJURY HISTORY

- Suffered calf injury vs. Arz. (12/20/15), missed the next game and was placed on Injured Reserve on 1/2/16

TRANSACTIONS

2013 Drafted by PHI in 3rd round (67th overall) ... signed 4-year contract

2013 GAME-BY-GAME STATISTICS

Date	Opp	W/L	GP/GS	S	A	TT	Sac	Hur	KD	FF	FR	Snaps	Pct
Sep 9	at Was	W	1/0	0	0	0	0.0	0	0	0	0	22	29%
Sep 15	SD	L	1/0	1	1	2	0.0	0	0	0	0	27	33%
Sep 19	KC	L	1/0	0	0	0	0.0	0	0	0	0	27	33%
Sep 29	at Den	L	1/0	1	1	2	0.0	0	0	0	0	26	36%
Oct 6	at NYG	W	1/0	2	0	2	1.0	0	0	0	0	19	26%
Oct 13	at TB	W	1/0	2	0	2	1.0	1	0	0	0	18	25%
Oct 20	Dal	L	1/0	1	0	1	0.0	0	0	0	0	21	27%
Oct 27	NYG	L	1/0	1	1	2	0.0	0	0	0	0	11	15%
Nov 3	at Oak	W	1/1	2	2	4	0.0	1	0	0	0	39	41%
Nov 10	at GB	W	1/1	4	4	8	0.0	1	0	0	0	38	48%
Nov 17	Was	W	1/1	2	1	3	0.0	1	0	0	0	45	55%
Dec 1	Ari	W	1/1	3	1	4	0.0	1	0	0	1	42	59%
Dec 8	Det	W	1/1	2	3	5	0.0	0	0	0	0	31	53%
Dec 15	at Min	L	1/1	2	1	3	0.0	2	1	0	0	50	67%
Dec 22	Chi	W	1/1	1	1	2	0.0	0	0	0	0	25	38%
Dec 29	at Dal	W	1/1	1	2	3	0.0	0	0	0	0	35	53%
Totals			**16/8**	**25**	**18**	**43**	**2.0**	**7**	**1**	**0**	**1**	**476**	**40%**
PLAYOFFS													
Jan 4	NO	L	1/0	4	1	5	0.0	0	0	0	0	43	60%
Totals			**1/0**	**4**	**1**	**5**	**0.0**	**0**	**0**	**0**	**0**	**43**	**60%**

96 DT | BENNIE LOGAN

2014 GAME-BY-GAME STATISTICS													
Date	**Opp**	**W/L**	**GP/GS**	**S**	**A**	**TT**	**Sac**	**Hur**	**KD**	**FF**	**FR**	**Snaps**	**Pct**
Sep 7	Jax	W	1/1	2	0	2	0.0	0	0	0	0	43	59%
Sep 15	at Ind	W	1/1	7	1	8	0.0	0	0	0	0	43	60%
Sep 21	Was	W	1/1	8	0	8	0.0	0	0	0	0	42	54%
Sep 28	at SF	L	1/1	3	1	4	0.0	0	0	0	0	51	61%
Oct 5	StL	W	1/1	1	2	3	0.0	2	0	0	0	36	49%
Oct 12	NYG	W	1/1	2	0	2	0.0	0	0	0	0	26	41%
Oct 26	at Ari	L	1/1	3	1	4	0.0	0	0	0	0	30	43%
Nov 2	at Hou	W	1/1	3	0	3	0.0	0	0	0	0	36	60%
Nov 10	Car	W	1/1	5	0	5	0.0	0	0	0	0	45	55%
Nov 16	at GB	L	1/1	1	0	1	0.0	0	0	0	0	31	46%
Nov 23	Ten	W	1/1	1	0	1	0.0	0	1	1	0	35	51%
Nov 27	at Dal	W	1/1	2	3	5	0.0	1	0	0	0	32	52%
Dec 7	Sea	L	1/1	2	1	3	0.0	2	0	0	0	58	67%
Dec 14	Dal	L	1/1	4	3	7	0.0	0	0	0	0	48	59%
Dec 20	at Was	L	1/1	3	0	3	0.0	0	0	0	0	42	74%
Dec 28	at NYG	W	1/1	2	0	2	0.0	0	0	0	0	41	51%
Totals			**16/16**	**49**	**12**	**61**	**0.0**	**5**	**1**	**1**	**0**	**639**	**55%**

42 S | CHRIS MARAGOS

VITALS

Height: 5-10
Weight: 200
Born: January 6, 1987 in Racine, WI
HS: William Horlick (Racine, WI)
College: Wisconsin
NFL Experience: 7th Year
Acquired: FA (Sea) 2014
Joined NFL: Rookie free agent by San Francisco in 2010

SPECIAL TEAMS DEMON

SPECIAL TEAMS TACKLES

2015 Eagles leaders:
Trey Burton (19)
Chris Maragos (16)
Najee Goode (12)
Malcolm Jenkins (9)

2014 Eagles leaders:
Chris Maragos (14)
James Casey (13)
Nolan Carroll (11)

2013 Seahawks leaders:
Jeremy Lane (13)
Chris Maragos (10)
Heath Farwell (10)

IMPACT PLAYS

- **Blocked punt** at NE (12/6/15)*
- **Forced fumble** at NYG (12/28/14)
- **Deflected punt** vs. NYG (10/12/14)
- **Returned blocked punt 10 yards for TD** vs. Stl (10/5/14)
- **Recovered fumble** at Car. (9/8/13)

** Returned by Najee Goode for a TD*

THREE-STEP DROP

In any other sport, what position would you play and what team: Second baseman for the Milwaukee Brewers

Biggest pet peeve: Sitting in traffic

Favorite TV show: *Shark Tank*

Three favorite throwback jerseys: Michael Jordan, Bulls; Julius Erving, 76ers; Magic Johnson, Lakers

Favorite Quote: From his father - "Whatever your mind can conceive and believe, it can achieve"

Favorite family tradition: Going to every Wisconsin home football game as a kid

One of the top special teams players in the league, Chris Maragos took a long and arduous road to even reach the NFL. He made it despite not receiving any offers to play football coming out of high school or any sort of ranking on Rivals. He walked on at both Western Michigan and Wisconsin as a receiver and received a scholarship offer for only his final season with the Badgers. He joined the 49ers as a rookie free agent in 2010 with a signing bonus of $4,000 but became a special teams standout during a three-year tenure with Seattle from 2011-13, which included a Super Bowl championship. He joined the Eagles after signing a three-year contract in 2014.

BIRDSEED

- Credits his father, Nick, for instilling the relentless work ethic he possesses. "We never stopped practicing when I was growing up," said Chris, who was coached by his father in little league football. "We'd play catch with the football for hours in our cul-de-sac and then he'd hit ground ball after ground ball to me on many hot summer days. He taught me all about work ethic, commitment and character"
- When asked who he tries to model his game after in the NFL, Maragos quickly responded with Matthew Slater and Earl Thomas. "Matthew plays the game with so much character, integrity and heart and Earl excels in the mental aspect of the game. He's always pressing the issue on and off the field"
- Played with E.J. Biggers and Louis Delmas while at Western Michigan
- Trains with former Badgers and current NFLers DeAndre Levy, Nick Hayden, J.J. Watt, and Kevin Zeitler at NX Level in Waukesha, WI in the offseason

CAREER HIGHLIGHTS

- Has recorded 65 special teams tackles in 77 regular season games, including an Eagles-high 30 tackles from 2014-15

2015 HIGHLIGHTS

- Blocked a punt by Ryan Allen at NE (12/6) that was returned for a TD by Najee Goode
- Made the first start of his career in a win at NYJ (9/27)

PERSONAL

- He and his wife, Serah, have two sons, Micah and Mason and reside in Philadelphia and Naples, FL
- Son of Nick and Cindy Maragos. Nick played safety at Northern Iowa
- Brother, Troy, served as Bucky Badger, the Wisconsin mascot. Troy is currently a pastor in Naples, FL.
- Earned many awards during his tenure at Wisconsin: UW Tom Wiesner Award (best Wisconsin-born student-athlete), UW 2009 male student-athlete of the year, and AFCA Good Works team
- As a three-year starter, two-time captain and team MVP at William Horlick (WI) HS, earned all-state, all-southeast conference, all-district and all-county accolades as a wide receiver. Also named Wisconsin's Gatorade player of the year in 2004

42 S | CHRIS MARAGOS

THE SOCIAL NETWORK

Maragos used an unlikely source to get his shot at Wisconsin: Facebook. "I was a walk-on receiver at Western Michigan, but it was always a dream of mine to play at Wisconsin," said Maragos. "My brother was the mascot there and he knew some guys on the team. So, I decided to give it a shot."

Maragos looked up Wisconsin's starting WR Luke Swan on Facebook and sent him a message. "I told him my brother was Bucky Badger and wanted a shot to play at Wisconsin. He responded and got my film in front of the coaches. Next thing I knew they were asking me to walk on. It was amazing."

PERSONAL - Cont.

- Also competed in track and field where he finished third in the 100-meter dash and fifth in the 200-meter dash as a senior
- Was a 12-time all-conference recipient between football and track, and also earned letters in basketball and baseball
- Favorite teams growing up: Bulls, Packers, Wisconsin football, and Brewers
- Earned degree in life sciences and communication
- Twitter: **@ChrisMaragos**

2014 HIGHLIGHTS

- A force on the NFL's top-ranked special teams units, he led the team with 14 special teams tackles, while forcing a fumble, blocking a punt and scoring his first career TD after a blocked punt. He was voted as a 2nd alternate to the Pro Bowl
- Forced a fumble by Preston Parker on the kickoff team at NYG (12/28)
- Deflected a Steve Weatherford punt vs. NYG (10/12)
- Scooped up a Johnny Hekker punt (blocked by James Casey) and returned it 10 yards for his first career NFL touchdown vs. Stl (10/5). The TD was his first since a fake field goal run for a score as a member of the Wisconsin Badgers in 2009

2013 HIGHLIGHTS (WITH SEATTLE)

- Played in all 16 games as a reserve safety and special teams contributor, tallying nine special teams tackles
- Recovered a fumble on punt coverage at Car. (9/8)

2012 HIGHLIGHTS (WITH SEATTLE)

- Saw action in all 16 games and finished third on the team with nine special teams tackles

2011 HIGHLIGHTS (WITH SEATTLE)

- Recorded 11 special teams tackles in 11 games after signing to the active roster on 10/22

2010 HIGHLIGHTS (WITH SAN FRANCISCO)

- Registered five special teams tackles in three games

COLLEGE HIGHLIGHTS

- In two seasons at Wisconsin, saw action in all 26 games (19 starts) and recorded 94 tackles, five interceptions, one sack and seven passes defensed
- As a senior team captain in 2009, was an All-Big Ten honorable mention and a Midseason All-Big Ten third-team selection. Led the team with four interceptions, and tied for second with six passes defensed, while notching a sack and 49 tackles
- Earned the University of Wisconsin's Tom Wiesner Award as a senior, which is given to the top Wisconsin-born athlete in the program
- Played in all 13 games (six starts) as a junior in 2008, totaling 45 tackles, one interception and a forced fumble
- Sat out the entire 2007 season after transferring from Western Michigan
- As a redshirt freshman at Western Michigan in 2006, competed in 13 games with six starts as a walk-on receiver

INJURY HISTORY

- Suffered a quad injury at NYJ (9/27/15) and missed one game

TRANSACTIONS

2010	Signed by SF as a rookie free agent
9/3/10	Released by SF
9/5/10	Signed by SF to the practice squad
10/18/10	Signed by SF from practice squad to active roster
10/28/10	Released by SF
10/29/10	Signed by SF to the practice squad
11/30/10	Signed by SF from practice squad to active roster
9/3/11	Released by SF
9/22/11	Signed by SEA to the practice squad
10/22/11	Signed by SEA from practice squad to active roster
4/11/13	Signed by SEA to a 1-year contract
3/12/14	Signed by PHI to a 3-year contract

EARLY MENTORS

Maragos began his football career in 2nd grade for the Buffalo Bills of the Racine Youth Sports league in Wisconsin. He was coached by his father, Nick, as well as Bob Evans and Anthony D'Alie and credits them for helping him become the player he is today. Recalled Maragos, "They were so detailed oriented and were hard nosed coaches. I learned a lot about the game of football from them. Plus we never lost. Ever."

42 S | CHRIS MARAGOS

MARAGOS' CAREER STATISTICS																		
			TACKLES					PASS DEFENSE					FUMBLES			DEF SNAPS		ST
Year	Team	GP/GS	Total	Solo	Asst	TFL	Sacks	Int	Yards	Lg	TD	KD	FF	FR	Yards	Played	Pct	T
2010	San Fran.	3/0	0	0	0	0.0	0.0	0	0	--	0	0	0	0	0	NA	NA	5
2011	Seattle	11/0	1	1	0	0.0	0.0	0	0	--	0	0	0	0	0	NA	NA	11
2012	Seattle	16/0	3	2	1	NA	0.0	0	0	--	0	0	0	0	0	NA	NA	9
2013	Seattle	16/0	3	3	0	NA	0.0	0	0	--	0	0	0	0	0	NA	NA	10
2014	Philadelphia	16/0	0	0	0	0.0	0.0	0	0	--	0	0	0	0	0	15	1%	14
2015	Philadelphia	15/2	18	10	8	0.0	0.0	0	0	--	0	1	0	0	0	305	25%	16
Totals		**77/2**	**25**	**16**	**9**	**0.0**	**0.0**	**0**	**0**	**--**	**0**	**1**	**0**	**0**	**0**	**---**	**---**	**65**
PLAYOFFS																		
2012	Seattle	2/0	0	0	0	0.0	0.0	0	0	--	0	0	0	0	0	NA	NA	1
2013	Seattle	3/0	0	0	0	0.0	0.0	0	0	--	0	0	0	0	0	NA	NA	2
Totals		**5/0**	**0**	**0**	**0**	**0.0**	**0.0**	**0**	**0**	**--**	**0**	**0**	**0**	**0**	**0**	**---**	**---**	**3**

ADDITIONAL CAREER STATISTICS

Special Teams Forced Fumbles: (1) - 2014 (1) [at NYG 12/28] **Special Teams Fumble Recoveries:** (1) - 2013 (1) [at Car 9/8]

Touchdowns: (1) - recovered a blocked punt vs. St. Louis and returned it 10 yards vs. StL 10/5/14]

2015 GAME-BY-GAME STATISTICS																
Date	Opp	W/L	GP/GS	S	A	TT	Sac	Hur	Int	Yds	Lg	KD	FF	FR	Snaps	Pct
Sep 14	at Atl	L	1/0	2	3	5	0.0	0	0	0	--	0	0	0	36	47%
Sep 20	Dal	L	1/0	0	0	0	0.0	0	0	0	--	0	0	0	43	51%
Sep 27	at NYJ	W	1/1	0	0	0	0.0	0	0	0	--	0	0	0	12	15%
Oct 4	at Was	L	0/0	INACTIVE (QUAD)												
Oct 11	NO	W	1/1	1	0	1	0.0	0	0	0	--	0	0	0	43	62%
Oct 19	NYG	W	1/0	0	0	0	0.0	0	0	0	--	0	0	0	48	71%
Oct 25	at Car	L	1/0	0	5	5	0.0	0	0	0	--	0	0	0	30	49%
Nov 8	at Dal	W	1/0	4	0	4	0.0	0	0	0	--	0	0	0	43	55%
Nov 15	Mia	L	1/0	1	0	1	0.0	0	0	0	--	1	0	0	33	49%
Nov 22	TB	L	1/0	0	0	0	0.0	0	0	0	--	0	0	0	0	0%
Nov 26	at Det	L	1/0	0	0	0	0.0	0	0	0	--	0	0	0	0	0%
Dec 6	at NE	W	1/0	0	0	0	0.0	0	0	0	--	0	0	0	0	0%
Dec 13	Buf	W	1/0	0	0	0	0.0	0	0	0	--	0	0	0	0	0%
Dec 20	Ari	L	1/0	0	0	0	0.0	0	0	0	--	0	0	0	11	14%
Dec 26	Was	L	1/0	0	0	0	0.0	0	0	0	--	0	0	0	2	3%
Jan 3	at NYG	W	1/0	2	0	2	0.0	0	0	0	--	0	0	0	4	5%
Totals			**15/2**	**10**	**8**	**18**	**0.0**	**0**	**0**	**0**	**--**	**1**	**0**	**0**	**305**	**25%**

42 S | CHRIS MARAGOS

2010 GAME-BY-GAME STATISTICS W/ 49ERS																
Date	**Opp**	**W/L**	**GP/GS**	**S**	**A**	**TT**	**Sac**	**Hur**	**Int**	**Yds**	**Lg**	**KD**	**FF**	**FR**	**Snaps**	**Pct**
Signed to the active roster on 10/18/10																
Oct 24	at Car	L	0/0	INACTIVE												
Released on 10/27/10 and re-signed on 11/30/10																
Dec 5	at GB	L	1/0	0	0	0	0	0	0	0	--	0	0	0	NA	NA
Dec 12	Sea	W	1/0	0	0	0	0	0	0	0	--	0	0	0	NA	NA
Dec 16	at SD	L	0/0	0	0	0	0	0	0	0	--	0	0	0	NA	NA
Dec 26	at StL	L	0/0	0	0	0	0	0	0	0	--	0	0	0	NA	NA
Jan 2	Ari	W	1/0	0	0	0	0	0	0	0	--	0	0	0	NA	NA
Totals			**3/0**	**0**	**0**	**0**	**0**	**0**	**0**	**0**	**--**	**0**	**0**	**0**	**NA**	**NA**

2011 GAME-BY-GAME STATISTICS W/ SEAHAWKS																
Date	**Opp**	**W/L**	**GP/GS**	**S**	**A**	**TT**	**Sac**	**Hur**	**Int**	**Yds**	**Lg**	**KD**	**FF**	**FR**	**Snaps**	**Pct**
Signed to the active roster on 10/22/11																
Oct 23	at Cle	L	1/0	0	0	0	0	0	0	0	--	0	0	0	NA	NA
Oct 30	Cin	L	1/0	0	0	0	0	0	0	0	--	0	0	0	NA	NA
Nov 6	at Dal	L	1/0	0	0	0	0	0	0	0	--	0	0	0	NA	NA
Nov 13	Bal	W	1/0	1	0	1	0	0	0	0	--	0	0	0	NA	NA
Nov 20	at StL	W	1/0	0	0	0	0	0	0	0	--	0	0	0	NA	NA
Nov 27	Was	L	1/0	0	0	0	0	0	0	0	--	0	0	0	NA	NA
Dec 1	Phi	W	1/0	0	0	0	0	0	0	0	--	0	0	0	NA	NA
Dec 12	StL	W	1/0	0	0	0	0	0	0	0	--	0	0	0	NA	NA
Dec 18	at Chi	W	1/0	0	0	0	0	0	0	0	--	0	0	0	NA	NA
Dec 24	SF	L	1/0	0	0	0	0	0	0	0	--	0	0	0	NA	NA
Jan 1	Ari	L	1/0	0	0	0	0	0	0	0	--	0	0	0	NA	NA
Totals			**11/0**	**1**	**0**	**1**	**0**	**0**	**0**	**0**	**--**	**0**	**0**	**0**	**NA**	**NA**

2012 GAME-BY-GAME STATISTICS W/ SEAHAWKS																
Date	**Opp**	**W/L**	**GP/GS**	**S**	**A**	**TT**	**Sac**	**Hur**	**Int**	**Yds**	**Lg**	**KD**	**FF**	**FR**	**Snaps**	**Pct**
Sep 9	at Ari	L	1/0	0	0	0	0	0	0	0	--	0	0	0	NA	0%
Sep 16	Dal	W	1/0	0	0	0	0	1	0	0	--	0	0	0	NA	0%
Sep 24	GB	W	1/0	0	0	0	0	0	0	0	--	0	0	0	NA	0%
Sep 30	at StL	L	1/0	0	0	0	0	0	0	0	--	0	0	0	NA	0%
Oct 7	at Car	W	1/0	0	0	0	0	0	0	0	--	0	0	0	NA	0%
Oct 14	NE	W	1/0	0	0	0	0	0	0	0	--	0	0	0	NA	0%
Oct 18	at SF	L	1/0	0	0	0	0	0	0	0	--	0	0	0	NA	0%
Oct 28	at Det	L	1/0	0	0	0	0	0	0	0	--	0	0	0	NA	0%
Nov 4	Min	W	1/0	0	0	0	0	0	0	0	--	0	0	0	NA	0%
Nov 11	NYJ	W	1/0	0	0	0	0	0	0	0	--	0	0	0	NA	0%
Nov 25	at Mia	L	1/0	0	0	0	0	0	0	0	--	0	0	0	NA	0%
Dec 2	at Chi	W	1/0	0	0	0	0	0	0	0	--	0	0	0	NA	0%
Dec 9	Ari	W	1/0	0	0	0	0	0	0	0	--	0	0	0	NA	0%
Dec 16	at Buf	W	1/0	2	1	3	0	0	0	0	--	0	0	0	NA	0%
Dec 23	SF	W	1/0	0	0	0	0	0	0	0	--	0	0	0	NA	0%
Dec 30	StL	W	1/0	0	0	0	0	0	0	0	--	0	0	0	NA	0%
Totals			**16/0**	**2**	**1**	**3**	**0**	**1**	**0**	**0**	**--**	**0**	**0**	**0**	NA	0%
PLAYOFFS																
Jan 6	at Was	W	1/0	0	0	0	0	0	0	0	--	0	0	0	NA	0%
Jan 13	at Atl	L	1/0	0	0	0	0	0	0	0	--	0	0	0	NA	0%
Totals			**2/0**	**0**	**0**	**0**	**0**	**0**	**0**	**0**	**--**	**0**	**0**	**0**	NA	0%

42 S | CHRIS MARAGOS

2013 GAME-BY-GAME STATISTICS W/ SEAHAWKS																
Date	**Opp**	**W/L**	**GP/GS**	**S**	**A**	**TT**	**Sac**	**Hur**	**Int**	**Yds**	**Lg**	**KD**	**FF**	**FR**	**Snaps**	**Pct**
Sep 8	at Car	W	1/0	0	0	0	0	0	0	0	--	0	0	0	NA	0%
Sep 15	SF	W	1/0	0	0	0	0	0	0	0	--	0	0	0	NA	0%
Sep 22	Jax	W	1/0	0	0	0	0	0	0	0	--	0	0	0	NA	0%
Sep 29	at Hou	W	1/0	0	0	0	0	0	0	0	--	0	0	0	NA	0%
Oct 6	at Ind	L	1/0	0	0	0	0	0	0	0	--	0	0	0	NA	0%
Oct 13	Ten	W	1/0	1	0	1	0	0	0	0	--	0	0	0	NA	0%
Oct 17	at Ari	W	1/0	0	0	0	0	0	0	0	--	0	0	0	NA	0%
Oct 28	at StL	W	1/0	0	0	0	0	0	0	0	--	0	0	0	NA	0%
Nov 3	TB	W	1/0	0	0	0	0	0	0	0	--	0	0	0	NA	0%
Nov 10	at Atl	W	1/0	0	0	0	0	0	0	0	--	0	0	0	NA	0%
Nov 17	Min	W	1/0	1	0	1	0	0	0	0	--	0	0	0	NA	0%
Dec 2	NO	W	1/0	0	0	0	0	0	0	0	--	0	0	0	NA	0%
Dec 8	at SF	L	1/0	0	0	0	0	0	0	0	--	0	0	0	NA	0%
Dec 15	at NYG	W	1/0	1	0	1	0	0	0	0	--	0	0	0	NA	0%
Dec 22	Ari	L	1/0	0	0	0	0	0	0	0	--	0	0	0	NA	0%
Dec 29	StL	W	1/0	0	0	0	0	0	0	0	--	0	0	0	NA	0%
Totals			**16/0**	**3**	**0**	**3**	**0**	**0**	**0**	**0**	**--**	**0**	**0**	**0**	NA	0%
PLAYOFFS																
Jan 11	NO	W	1/0	0	0	0	0	0	0	0	--	0	0	0	NA	0%
Jan 19	SF	W	1/0	0	0	0	0	0	0	0	--	0	0	0	NA	0%
Feb 2	at Den	W	1/0	0	0	0	0	0	0	0	--	0	0	0	NA	0%
Totals			**3/0**	**0**	**0**	**0**	**0**	**0**	**0**	**0**	**--**	**0**	**0**	**0**	NA	0%

2014 GAME-BY-GAME STATISTICS																
Date	**Opp**	**W/L**	**GP/GS**	**S**	**A**	**TT**	**Sac**	**Hur**	**Int**	**Yds**	**Lg**	**KD**	**FF**	**FR**	**Snaps**	**Pct**
Sep 7	Jax	W	1/0	0	0	0	0.0	0	0	0	--	0	0	0	0	0%
Sep 15	at Ind	W	1/0	0	0	0	0.0	0	0	0	--	0	0	0	0	0%
Sep 21	Was	W	1/0	0	0	0	0.0	0	0	0	--	0	0	0	0	0%
Sep 28	at SF	L	1/0	0	0	0	0.0	0	0	0	--	0	0	0	0	0%
Oct 5	StL	W	1/0	0	0	0	0.0	0	0	0	--	0	0	0	0	0%
Oct 12	NYG	W	1/0	0	0	0	0.0	0	0	0	--	0	0	0	0	0%
Oct 26	at Ari	L	1/0	0	0	0	0.0	0	0	0	--	0	0	0	0	0%
Nov 2	at Hou	W	1/0	0	0	0	0.0	0	0	0	--	0	0	0	0	0%
Nov 10	Car	W	1/0	0	0	0	0.0	0	0	0	--	0	0	0	9	11%
Nov 16	at GB	L	1/0	0	0	0	0.0	0	0	0	--	0	0	0	0	0%
Nov 23	Ten	W	1/0	0	0	0	0.0	0	0	0	--	0	0	0	6	9%
Nov 27	at Dal	W	1/0	0	0	0	0.0	0	0	0	--	0	0	0	0	0%
Dec 7	Sea	L	1/0	0	0	0	0.0	0	0	0	--	0	0	0	0	0%
Dec 14	Dal	L	1/0	0	0	0	0.0	0	0	0	--	0	0	0	0	0%
Dec 20	at Was	L	1/0	0	0	0	0.0	0	0	0	--	0	0	0	0	0%
Dec 28	at NYG	W	1/0	0	0	0	0.0	0	0	0	--	0	0	0	0	0%
Totals			**16/0**	**0**	**0**	**0**	**0.0**	**0**	**0**	**0**	**--**	**0**	**0**	**0**	**15**	**1%**

24 RB | RYAN MATHEWS

VITALS

Height: 6-0
Weight: 220
Date Of Birth: October 10, 1987
Hometown: Bakersfield, CA
HS: West (Bakersfield, CA)
College: Fresno State
NFL Experience: 7th Year
Acquired: FA (SD) 2015
Draft Pick: D1-10 (12th overall) by San Diego

2015 NFL RUSHING AVERAGE LEADERS

1. Thomas Rawls (SEA)	5.65
2. Tyrod Taylor (BUF)	5.46
3. Russell Wilson (SEA)	5.37
4. Ryan Mathews (PHI)	5.08
5. Charles Sims (TB)	4.94

CAREER ACCOLADES

2013	PFWA All-AFC Team
	Chargers Off. POY
2011	AFC Pro Bowl
	Chargers Off. POY

THREE-STEP DROP

If he could play another sport what team/position: Forward for Real Madrid. "Just play me in Ronaldo's spot"
Favorite movie: *Hook*
First job: Sweeping floors at a motorcycle shop so he could get a discount
Favorite TV shows: *The Walking Dead* and *Game of Thrones*
Hobbies: Wakeboarding, snowboarding & riding his Harley
If he could be a superhero, he would be: The Incredible Hulk
Favorite Halloween costume growing up: Dressing up like a rock star
Three favorite throwback jerseys: LaDainian Tomlinson, Bo Jackson and Michael Jordan

Pro Bowl: 2012

Originally a first-round pick by the San Diego Chargers in 2010, Ryan Mathews signed a three-year deal with the Eagles in 2015. In his first season in Philadelphia, Mathews finished fourth in the NFL in yards per carry (5.08). He played his first five seasons in San Diego, logging two 1,000+ yard rushing campaigns while earning Pro Bowl honors following the 2011 season.

CAREER HIGHLIGHTS

- In 2013, was an All-AFC pick by the Professional Football Writers of America and was named the Chargers' Offensive Player of Year after setting career highs in carries (285) and rushing yards (1,255)
- Earned Pro Bowl honors in 2011 when he rushed for 1,091 yards and six TDs on 222 carries (4.9 avg.) and set career highs with 50 catches for 455 yards (9.1 avg.). Was also named the Chargers' Offensive Player of the Year

2015 HIGHLIGHTS

- Ranked fourth in the NFL in yards per carry (5.08)
- Punched in a one-yard score in the first quarter vs. Was. (12/26), his 6th rushing TD of the season
- Tallied a one-yard rushing score in the first quarter vs. Mia. (11/15) before leaving the game with a concussion in the third quarter
- Recorded his fourth rushing TD of the year and tallied 67 yards on 11 carries at Dal. (11/8)
- Totaled 97 yards on six carries at Car. (10/25), while scoring on a career-long 63-yard touchdown run, the longest rush by an Eagle since RB Bryce Brown (65 yards on 12/22/13 vs. Chi.)
- Carried eight times for 73 yards and a TD while adding three catches for 23 yards vs. NO (10/11)
- Rushed for 108 yards - his first 100-yard rushing game with the Eagles and the 13th of his career - on 24 carries in a win at NYJ (9/27). Also notched his 2nd career receiving TD on a 23-yard wheel route
- Notched his first touchdown as an Eagle on a one-yard scamper in the fourth quarter, giving the team its first lead of the night at Atl. (9/14)

BIRDSEED

- Collaborated with former Fresno State teammates Seyi Ajirotutu and Bobby Lepori, as well as former Navy officers Drei Carnes and Kareem Smith in developing **BodyFly Fitness**, a light-weight personal exercise device designed to be carried to any desired workout location. Smith came up with the original concept as he felt he was limited with his workout regimen while on deployment. Website: **BodyFlyFitness.com**

24 RB | RYAN MATHEWS

MATHEWS' CAREER STATISTICS

			RUSHING					RECEIVING						OFF SNAPS	
Year	Team	GP/GS	Att	Yds	Avg	Lg	TD	No	Yds	Avg	Lg	TD	TYS	No	Pct
2010	San Diego	12/9	158	678	4.3	31t	7	22	145	6.6	17	0	823	NA	NA
2011	San Diego	14/14	222	1091	4.9	39	6	50	455	9.1	42	0	1546	NA	NA
2012	San Diego	12/9	184	707	3.8	31	1	39	252	6.5	24	0	959	403	39%
2013	San Diego	16/14	285	1255	4.4	51	6	26	189	7.3	17	1	1444	471	42%
2014	San Diego	6/6	74	330	4.5	32t	3	9	69	7.7	16	0	399	165	15%
2015	Philadelphia	13/6	106	539	5.1	63t	6	20	146	7.3	23t	1	685	247	21%
Totals		**73/58**	**1029**	**4600**	**4.5**	**63t**	**29**	**166**	**1256**	**7.6**	**42**	**2**	**5856**	**---**	**---**
PLAYOFFS															
2013	San Diego	2/2	18	78	4.3	16	0	2	12	6.0	9	0	90	23	21%
Totals		**2/2**	**18**	**78**	**4.3**	**16**	**0**	**2**	**12**	**6.0**	**9**	**0**	**90**	**23**	**21%**

ADDITIONAL CAREER STATISTICS

Fumbles/Lost: (18/11) - 2010 (5/3), 2011 (5/2), 2012 (2/2), 2013 (2/1), 2014 (1/0), 2015 (3/3)

CAREER HIGHS

Rushes	29	(2x - 12/12/13 at Den.)
Yards	144	(12/29/13 vs. KC)
Long	63t	(10/25/15 at Car.)
TDs	3	(1/2/11 at Den.)
Receptions	7	(9/18/11 at NE)
Yards	73	(9/11/11 vs. Min.)
Long	42	(10/2/11 vs. Mia.)
TDs	1	(2x - 9/27/15 at NYJ)
Total Touches	32	(12/8/13 vs. NYG)
Scrim. Yards	155	(12/29/13 vs. KC)
Scrim. TDs	3	(1/2/11 at Den.)

MULTI-TOUCHDOWN GAMES (3)

Date	Opponent	Rush	Rec.	Total
1/2/11	at Den. (W)	3	0	3
12/18/11	vs. Bal. (W)	2	0	2
9/25/11	vs. KC (W)	2	0	2

2015 GAME-BY-GAME STATISTICS

				RUSHING					RECEIVING						SNAPS	
Date	Opp	W/L	GP/GS	Att	Yds	Avg	Lg	TD	No	Yds	Avg	Lg	TD	TYS	No	Pct
Sep 14	at Atl	L	1/0	3	4	1.3	3	1	3	24	8.0	12	0	28	16	22%
Sep 20	Dal	L	1/0	1	0	0.0	0	0	0	0	---	--	0	0	6	10%
Sep 27	at NYJ	W	1/0	24	108	4.5	27	0	2	20	10.0	23t	1	128	41	56%
Oct 4	at Was	L	1/1	5	20	4.0	9	0	0	0	---	--	0	20	13	23%
Oct 11	NO	W	1/0	8	73	9.1	33	1	3	23	7.7	13	0	96	20	24%
Oct 19	NYG	W	1/1	9	40	4.4	9	0	1	6	6.0	6	0	46	19	24%
Oct 25	at Car	L	1/0	6	97	16.2	63t	1	3	24	8.0	20	0	121	16	19%
Nov 8	at Dal	W	1/0	11	67	6.1	21	1	0	0	---	--	0	67	22	30%
Nov 15	Mia	L	1/0	7	18	2.6	12	1	2	22	11.0	17	0	40	20	21%
Nov 22	TB	L	0/0	INACTIVE (CONCUSSION)												
Nov 26	at Det	L	0/0	INACTIVE (CONCUSSION)												
Dec 6	at NE	W	0/0	INACTIVE (CONCUSSION)												
Dec 13	Buf	W	1/1	13	38	2.9	9	0	2	4	2.0	3	0	42	20	26%
Dec 20	Ari	L	1/1	11	58	5.3	20	0	1	3	3.0	3	0	61	26	41%
Dec 26	Was	L	1/1	4	5	1.3	2	1	2	13	6.5	11	0	18	17	21%
Jan 3	at NYG	W	1/1	4	11	2.8	7	0	1	7	7.0	7	0	18	11	17%
Totals			**13/6**	**106**	**539**	**5.1**	**63t**	**6**	**20**	**146**	**7.3**	**23t**	**1**	**685**	**247**	**21%**

100-YARD RUSHING GAMES (13)

Yds	Date	Opponent	Atts	TDs
144	12/29/13	vs. KC (W)	24	0
137	11/27/11	vs. Den. (L)	22	0
127	12/12/13	at Den. (W)	29	1
127	11/17/13	at Mia. (L)	19	0
125	10/9/11	at Den. (W)	24	0
120	1/2/11	at Den. (W)	26	3
114	12/11/11	vs. Buf. (W)	20	0
112	12/5/11	at Jax. (W)	13	1
110	10/20/13	at Jax. (W)	21	1
108	9/27/15	at NYJ (W)	25	0
105	11/23/14	vs. StL (W)	12	1
103	12/8/13	vs. NYG (W)	29	1
102	10/14/13	vs. Ind. (W)	22	0

PERSONAL

- Son of Tricia Mathews and has one adopted brother, Dante
- **Favorite personal moment in sports:** Rushing for 235 yards and six touchdowns in the Valley championship game as a junior at West High School
- Was voted first-team All-State during his senior year (2006-07) at West High (Bakersfield, CA) after leading the nation and the state of California with 3,396 rushing yards. Also led the state that season with 44 TDs. Played both running back and quarterback, adding 851 passing yards and 11 TDs during as a senior
- Notched five 300-yard rushing performances as a senior, including a season-high 415 yards vs. South HS (Bakersfield, CA)
- Helped lead West to a CIF title in 2005, rushing for 1,104 yards and 18 TDs. Also participated in track and field (4X100m, 100m and 110m hurdles) and played baseball
- Began playing football at the age of 7
- Graduated from Fresno State with a degree in communications

MOTHERLY LOVE

Life was not always simple for Ryan Mathews. His mother, Tricia, became pregnant with him at 15 and dropped out of school as a result. They lived with her aunt for several months before a conflict pushed the two to a new home - a 1969 Oldsmobile. They lived in the car for several months before finding stable footing at her grandmother's home. Due to his unconventional childhood, Tricia stayed on Ryan to maintain his grades and to behave properly in order to avoid falling down a similar path.

24 RB | RYAN MATHEWS

2014 HIGHLIGHTS (WITH SAN DIEGO)

- Started all six games that he played in, tallying 330 yards and three TDs on 74 carries (4.5 avg.), and adding nine catches for 69 yards (7.7 avg.)
- Carried 12 times for 40 yards and a score in a win at Bal. (11/30)
- Had his best game of the season in a win vs. StL (11/23) when he ran for 105 yards on 12 carries (8.8 avg.) and found the end zone on a 32-yard dash up the middle that gave the Chargers a 13-10 lead in the third quarter
- Kicked off the season at Ari. (9/8) with 60 all-purpose yards (40 rushing, 20 receiving) and scored his first rushing TD of the season when he took a carry on third-and-1 at the Cardinals 20, ran up the middle and broke out to the left sideline, stiff-arming Cardinals S Tony Jefferson on his way to the end zone

2013 HIGHLIGHTS (WITH SAN DIEGO)

- Was named to the Professional Football Writers of America All-AFC team and was voted as the Chargers' Offensive Player of the Year. Played in all 16 regular-season games with 14 starts and set career highs with 285 carries for 1,255 yards (4.4 avg.). Scored six rushing TDs and also logged 189 yards and a score on 26 catches. Also set a new career high with six 100-yard games on the season
- Mathews' 534 rushing yards during the month of December led the NFL and he closed out the season by running for a career-high 144 yards on 24 carries (6.0 avg.) to help secure a playoff berth for the Chargers in their season-finale win vs. KC (12/29). Sparked San Diego's first scoring drive of the contest with a 44-yard run and helped seal the victory with a 10-yard carry on third-and-1 in OT on the Chargers' game-winning drive
- His 99 rushing yards vs. Oak. (12/22) increased his season total to 1,111 and broke his previous career high
- Carried a career-high 29 times in back-to-back 100-yard outings vs. NYG (12/8) and at Den. (12/22) and scored a rushing TD in both victories. His 127-yard performance against the Broncos marked the first time on the season that a player recorded 100 rushing yards against the Denver defense
- Notched 127 yards on 19 carries (6.7 avg.), including a career-high 51-yard run, at Mia. (11/17)
- Ran for 100 yards in back-to-back wins vs. Ind. (10/14) and at Jax. (10/20)
- Scored the first receiving TD of his career on a 14-yard catch on San Diego's first play from scrimmage in the season opener at Hou. (9/9). Hauled in the catch over LB Brooks Reed and fell into the end zone for the Chargers' first points of the season

2012 HIGHLIGHTS (WITH SAN DIEGO)

- Appeared in 12 games with nine starts and rushed for 707 yards and a score on 184 carries (3.8 avg.). Also added 39 receptions for 252 yards (6.5 avg.)
- Carried 19 times for 72 yards (3.8 avg.) and added three catches for 16 yards vs. Bal. (11/25)
- Logged a season-high 95 yards at Cle. (10/28)
- Compiled 139 yards from scrimmage (80 rushing, 59 receiving) and a rushing TD at NO (10/7). His six receptions marked the second-highest total of his career

2011 HIGHLIGHTS (WITH SAN DIEGO)

- Hit the 1,000-yard mark for the first time in his career when he logged 222 carries for 1,091 yards and six TDs, and also set new career highs with 50 receptions and 455 yards. His sophomore campaign earned him a spot in the Pro Bowl and he was also voted as the Chargers' Offensive Player of the Year
- Ran for 90 yards and two TDs on 26 carries (3.5 avg.) vs. Bal. (12/18), marking his second multi-TD game of the season
- Cracked the 100-yard mark in three consecutive weeks, rushing for 137 yards vs. Den. (11/27), 112 yards at Jax. (12/5) and 114 yards vs. Buf. (12/11). His 137 yards against the Broncos marked a then-career-high and his 31-yard TD at Jacksonville tied his career-long
- Recorded a then-career-high 125 rushing yards on 24 attempts in a win at Den. (10/9)
- Tallied back-to-back games with 149 yards from scrimmage in wins vs. KC (9/25) and vs. Mia. (10/2). Hauled in a career-long 42-yard reception on a third-quarter TD drive against Miami
- Recorded the first multi-TD game of his career vs. KC (9/25), rushing 21 times for 98 yards and two scores. Also added four catches for 51 yards in the 20-17 victory
- Notched a career-high seven receptions at NE (9/18), tallying the second-highest receiving yardage total of his career (62). Also scored on a 10-yard run in the first quarter

2010 HIGHLIGHTS (WITH SAN DIEGO)

- Carried 158 times for 678 yards (4.3 avg.) and a career-high seven TDs as a rookie. Added 22 catches for 145 yards (6.6 avg.)
- Turned in the best performance of his rookie year in the season finale at Den. (1/2). Rushed 26 times for 120 yards, marking the first 100-yard performance of his career, and found the end zone a career-high three times, scoring on rushes of 27, 12 and 31 yards. His 31-yard touchdown run in the fourth quarter marked a career-long score
- Rushed 12 times for 55 yards, including a 23-yard touchdown run in the third quarter, at Cin. (12/26)
- Tallied 65 yards and a score on 16 carries (4.1 avg.) in a 31-0 win vs. KC (12/12)
- Logged 43 yards on 15 carries vs. Ten. (10/31) and scored on a 7-yard carry at the end of the second quarter to pull the Chargers to within 19-14 in their eventual victory
- Compiled 55 yards on nine carries (6.1 avg.) and scored the first touchdown of his career vs. Ari. (10/3)
- Started at running back in his first pro game, logging 78 yards on 20 carries (3.9 avg.) in the season opener at KC (9/13)

24 RB | RYAN MATHEWS

COLLEGE HIGHLIGHTS

- Despite only playing three seasons at Fresno State, his 3,280 rushing yards and 39 career rushing TDs rank third and first, respectively, in Bulldogs annals. Also notched 19 receptions for 268 yards and two TDs during his college career
- Set new Fresno State single-season records as a junior in 2009 -- his final year at Fresno State -- with 1,808 rushing yards and 19 rushing TDs. Mathews was voted second-team All-America by the *Associated Press* and *Sports Illustrated* and was named first-team All-Western Athletic Conference in a season that saw him turn in the second-highest rushing total in the NCAA behind Stanford's Toby Gerhart (1,871 yards)
- Kicked off his senior campaign with nine consecutive 100-yard rushing games, marking the longest streak of 100-yard performances in Bulldogs history. Mathews' start saw him become the fastest player in school history to hit the 1,000-yard mark in a season in terms of carries (138) and games (seven)
- Notched two of Fresno State's top-10 single-game rushing records as a senior: 19 carries for 234 yards (12.3 avg.) and three TDs vs. Boise State (9/18/09), and 20 carries for 233 yards (11.6 avg.) and a TD vs. San Jose State (10/17/09)
- Played in eight games as a sophomore in 2008 and recorded 606 yards and six TDs on 113 attempts (5.4 avg.). Was named the WAC Offensive Player of the Week after rushing for 163 yards and three TDs in the season-opening win at Rutgers (9/1/08)
- Led the team with 866 rushing yards and 14 TDs on 145 carries (6.0 avg.) as a true freshman in 2007. Recorded a season-high 171 yards and three TDs in a 49-41 win at Nevada (10/6/07), scoring on runs of 3, 54 and 67 yards

INJURY HISTORY

- Sustained a concussion in the third quarter vs. Mia. (11/15/15) and did not return. Was rendered inactive vs. TB (11/22/15) and at Det. (11/26/15)
- Injured his ankle and was inactive for the final three games of the 2014 season vs. Den. (12/14), at SF (12/20) and at KC (12/28)
- Was rendered inactive with a knee injury for seven games in 2014: at Buf. (9/21), vs. Jax. (9/28), vs. NYJ (10/5), at Oak. (10/12), vs. KC (10/19), at Den. (10/23) and at Mia. (11/2)
- Sustained a collarbone injury vs. Car. (12/16/12) and was placed on Injured Reserve on 12/19/12
- Was rendered inactive for the first two games of the 2012 season with a collarbone injury: at Oak. (9/10) and vs. Ten. (9/16)
- Was inactive due to a calf injury for the 2011 season finale at Oak. (1/1/12)
- Rendered inactive with a groin injury vs. GB (11/6/11)
- Was inactive due to an ankle injury for consecutive games vs. Den. (11/22/10) and at Ind. (11/28/10)
- Injured his ankle in Week 2 vs. Jax. (9/19/10) and was inactive the following week at Sea. (9/26/10)

TRANSACTIONS

2010	Drafted by SD in 1st round ... signed 5-year contract
12/18/12	Placed on Injured Reserve with a collarbone injury
3/12/15	Signed by PHI to a 3-year contract

24 RB | RYAN MATHEWS

2010 GAME-BY-GAME STATISTICS W/ CHARGERS

				RUSHING					RECEIVING						SNAPS	
Date	**Opp**	**W/L**	**GP/GS**	**Att**	**Yds**	**Avg**	**Lg**	**TD**	**No**	**Yds**	**Avg**	**Lg**	**TD**	**TYS**	**No**	**Pct**
Sep 13	at KC	L	1/1	20	78	3.9	15	0	1	2	2.0	2	0	80	NA	NA
Sep 19	Jax	W	1/1	5	26	5.2	15	0	2	29	14.5	17	0	55	NA	NA
Sep 26	at Sea	L	0/0	INACTIVE (ANKLE)												
Oct 3	Ari	W	1/0	9	55	6.1	20	1	1	13	13.0	13	0	68	NA	NA
Oct 10	at Oak	L	1/0	9	59	6.6	17	0	1	0	---	--	0	59	NA	NA
Oct 17	at StL	L	1/1	12	64	5.3	19	0	3	12	4.0	11	0	76	NA	NA
Oct 24	NE	L	1/1	8	15	1.9	5	0	2	7	3.5	4	0	22	NA	NA
Oct 31	Ten	W	1/1	15	43	2.9	9	1	3	11	3.7	13	0	54	NA	NA
Nov 7	at Hou	W	1/1	9	42	4.7	11	0	2	18	9.0	13	0	60	NA	NA
Nov 22	Den	W	0/0	INACTIVE (ANKLE)												
Nov 28	at Ind	W	0/0	INACTIVE (ANKLE)												
Dec 5	Oak	L	0/0	DID NOT PLAY												
Dec 12	KC	W	1/1	16	65	4.1	15t	1	1	6	6.0	6	0	71	NA	NA
Dec 16	SF	W	1/1	17	56	3.3	14	0	0	0	---	--	0	56	NA	NA
Dec 26	at Cin	L	1/0	12	55	4.6	23t	1	3	28	9.3	16	0	83	NA	NA
Jan 2	at Den	W	1/1	26	120	4.6	31t	3	3	19	6.3	16	0	139	NA	NA
Totals			**12/9**	**158**	**678**	**4.3**	**31t**	**7**	**22**	**145**	**6.6**	**17**	**0**	**823**	**NA**	**NA**

2011 GAME-BY-GAME STATISTICS W/ CHARGERS

				RUSHING					RECEIVING						SNAPS	
Date	**Opp**	**W/L**	**GP/GS**	**Att**	**Yds**	**Avg**	**Lg**	**TD**	**No**	**Yds**	**Avg**	**Lg**	**TD**	**TYS**	**No**	**Pct**
Sep 11	Min	W	1/1	12	45	3.8	21	0	3	73	24.3	37	0	118	NA	NA
Sep 18	at NE	L	1/1	12	64	5.3	14	1	7	62	8.9	14	0	126	NA	NA
Sep 25	KC	W	1/1	21	98	4.7	14	2	4	51	12.8	24	0	149	NA	NA
Oct 2	Mia	W	1/1	16	81	5.1	20	0	5	68	13.6	42	0	149	NA	NA
Oct 9	at Den	W	1/1	24	125	5.2	36	0	1	7	7.0	7	0	132	NA	NA
Oct 23	at NYJ	L	1/1	13	39	3.0	9	0	4	26	6.5	9	0	65	NA	NA
Oct 31	at KC	L	1/1	13	57	4.4	18	0	6	55	9.2	14	0	112	NA	NA
Nov 6	GB	L	0/0	INACTIVE (GROIN)												
Nov 10	Oak	L	1/1	6	34	5.7	16	0	3	23	7.7	19	0	57	NA	NA
Nov 20	at Chi	L	1/1	13	37	2.8	23	0	2	14	7.0	10	0	51	NA	NA
Nov 27	Den	L	1/1	22	137	6.2	39	0	1	5	5.0	5	0	142	NA	NA
Dec 5	at Jax	W	1/1	13	112	8.6	31t	1	3	2	0.7	6	0	114	NA	NA
Dec 11	Buf	W	1/1	20	114	5.7	37	0	6	34	5.7	10	0	148	NA	NA
Dec 18	Bal	W	1/1	26	90	3.5	24	2	2	19	9.5	13	0	109	NA	NA
Dec 24	at Det	L	1/1	11	58	5.3	11	0	3	16	5.3	8	0	74	NA	NA
Jan 1	at Oak	W	0/0	INACTIVE (CALF)												
Totals			**14/14**	**222**	**1091**	**4.9**	**39**	**6**	**50**	**455**	**9.1**	**42**	**0**	**1546**	**NA**	**NA**

24 RB | RYAN MATHEWS

2012 GAME-BY-GAME STATISTICS W/ CHARGERS																
				RUSHING					RECEIVING						SNAPS	
Date	Opp	W/L	GP/GS	Att	Yds	Avg	Lg	TD	No	Yds	Avg	Lg	TD	TYS	No	Pct
Sep 10	at Oak	W	0/0	INACTIVE (COLLARBONE)												
Sep 16	Ten	W	0/0	INACTIVE (COLLARBONE)												
Sep 23	Atl	L	1/1	10	44	4.4	7	0	5	32	6.4	11	0	76	43	77%
Sep 30	at KC	W	1/0	14	61	4.4	14	0	2	21	10.5	13	0	82	21	33%
Oct 7	at NO	L	1/0	12	80	6.7	18	1	6	59	9.8	14	0	139	28	41%
Oct 15	Den	L	1/1	22	74	3.4	13	0	4	19	4.8	9	0	93	41	55%
Oct 28	at Cle	L	1/1	24	95	4.0	11	0	2	9	4.5	6	0	104	39	57%
Nov 1	KC	W	1/1	13	67	5.2	31	0	2	5	2.5	6	0	72	25	52%
Nov 11	at TB	L	1/1	17	54	3.2	10	0	5	22	4.4	8	0	76	36	55%
Nov 18	at Den	L	1/0	15	47	3.1	11	0	4	36	9.0	24	0	83	31	45%
Nov 25	Bal	L	1/1	19	72	3.8	10	0	3	16	5.3	9	0	88	41	60%
Dec 2	Cin	L	1/1	9	26	2.9	6	0	3	25	8.3	10	0	51	33	49%
Dec 9	at Pit	W	1/1	25	65	2.6	9	0	0	0	---	--	0	65	48	61%
Dec 16	Car	L	1/1	4	22	5.5	9	0	3	8	2.7	9	0	30	17	36%
PLACED ON INJURED RESERVE (COLLARBONE) ON 12/18																
Totals			**12/9**	**184**	**707**	**3.8**	**31**	**1**	**39**	**252**	**6.5**	**24**	**0**	**959**	**403**	**39%**

2013 GAME-BY-GAME STATISTICS W/ CHARGERS																
				RUSHING					RECEIVING						SNAPS	
Date	Opp	W/L	GP/GS	Att	Yds	Avg	Lg	TD	No	Yds	Avg	Lg	TD	TYS	No	Pct
Sep 9	Hou	L	1/1	13	33	2.5	8	0	2	22	11.0	14t	1	55	20	38%
Sep 15	at Phi	W	1/1	16	73	4.6	20	0	1	3	3.0	3	0	76	27	33%
Sep 22	at Ten	L	1/0	16	58	3.6	8	0	0	0	---	--	0	58	19	32%
Sep 29	Dal	W	1/1	19	62	3.3	7	0	4	41	10.3	14	0	103	35	49%
Oct 6	at Oak	L	1/0	3	8	2.7	5	0	0	0	---	--	0	8	3	4%
Oct 14	Ind	W	1/1	22	102	4.6	15	0	0	0	---	--	0	102	40	53%
Oct 20	at Jax	W	1/1	21	110	5.2	14	1	0	0	---	--	0	110	34	48%
Nov 3	at Was	L	1/1	7	34	4.9	11	0	0	0	---	--	0	34	15	23%
Nov 10	Den	L	1/1	14	59	4.2	35	1	1	2	2.0	2	0	61	26	36%
Nov 17	at Mia	L	1/1	19	127	6.7	51	0	2	16	8.0	11	0	143	36	55%
Nov 24	at KC	W	1/1	14	55	3.9	13	1	2	10	5.0	9	0	65	24	34%
Dec 1	Cin	L	1/1	14	61	4.4	13	0	5	31	6.2	17	0	92	36	55%
Dec 8	NYG	W	1/1	29	103	3.6	16	1	3	32	10.7	12	0	135	42	58%
Dec 12	at Den	W	1/1	29	127	4.4	23t	1	1	1	1.0	1	0	128	36	50%
Dec 22	Oak	W	1/1	25	99	4.0	34	1	3	20	6.7	9	0	119	41	57%
Dec 29	KC	W	1/1	24	144	6.0	44	0	2	11	5.5	6	0	155	37	51%
Totals			**16/14**	**285**	**1255**	**4.4**	**51**	**6**	**26**	**189**	**7.3**	**17**	**1**	**1444**	**471**	**42%**
PLAYOFFS																
Jan 5	at Cin	W	1/1	13	52	4.0	8	0	2	12	6.0	9	0	64	18	32%
Jan 12	at Den	L	1/1	5	26	5.2	16	0	0	0	---	--	0	26	5	10%
Totals			**2/2**	**18**	**78**	**4.3**	**16**	**0**	**2**	**12**	**6.0**	**9**	**0**	**90**	**23**	**21%**

24 RB | RYAN MATHEWS

2014 GAME-BY-GAME STATISTICS W/ CHARGERS																
				RUSHING					RECEIVING						SNAPS	
Date	Opp	W/L	GP/GS	Att	Yds	Avg	Lg	TD	No	Yds	Avg	Lg	TD	TYS	No	Pct
Sep 8	at Ari	L	1/1	12	40	3.3	20t	1	2	20	10.0	12	0	60	23	38%
Sep 14	Sea	W	1/1	11	31	2.8	6	0	2	26	13.0	16	0	57	23	28%
Sep 21	at Buf	W	0/0	INACTIVE (KNEE)												
Sep 28	Jax	W	0/0	INACTIVE (KNEE)												
Oct 5	NYJ	W	0/0	INACTIVE (KNEE)												
Oct 12	at Oak	W	0/0	INACTIVE (KNEE)												
Oct 19	KC	L	0/0	INACTIVE (KNEE)												
Oct 23	at Den	L	0/0	INACTIVE (KNEE)												
Nov 2	at Mia	L	0/0	INACTIVE (KNEE)												
Nov 16	Oak	W	1/1	16	70	4.4	20	0	1	5	5.0	5	0	75	31	43%
Nov 23	StL	W	1/1	12	105	8.8	32t	1	2	8	4.0	10	0	113	28	44%
Nov 30	at Bal	W	1/1	12	40	3.3	14t	1	1	6	6.0	6	0	46	32	44%
Dec 7	NE	L	1/1	11	44	4.0	17	0	1	4	4.0	4	0	48	28	49%
Dec 14	Den	L	0/0	INACTIVE (ANKLE)												
Dec 20	at SF	W	0/0	INACTIVE (ANKLE)												
Dec 28	at KC	L	0/0	INACTIVE (ANKLE)												
Totals			**6/6**	**74**	**330**	**4.5**	**32t**	**3**	**9**	**69**	**7.7**	**16**	**0**	**399**	**165**	**15%**

81 WR | JORDAN MATTHEWS

VITALS

Height: 6-3
Weight: 212
Date Of Birth: July 16, 1992
Hometown: Madison, AL
HS: Madison Academy
College: Vanderbilt
NFL Experience: 3rd Year
Draft Pick: D2-14 (42nd overall) by Philadelphia

ALL-TIME RECEPTION LEADERS BY PLAYERS IN FIRST TWO SEASONS

1. Jarvis Landry (MIA) 194
2. Odell Beckham Jr. (NYG)..... 187
3. Marques Colston (NO)..... 168
4. A.J. Green (CIN)..... 162
5t. Reggie Bush (NO) 161
Larry Fitzgerald (ARI)..... 161
7. Kendall Wright (TEN)..... 158
8. Anquan Boldin (ARI) 157
9. Dwayne Bowe (KC)..... 156
10. Jordan Matthews (PHI) 152

2015 EAGLES RECEIVING LEADERS

RECEPTIONS

1. Jordan Matthews 85
2. Zach Ertz 75

RECEIVING YARDS

1. Jordan Matthews 997
2. Zach Ertz 853

RECEIVING TOUCHDOWNS

1. Jordan Matthews 8
2t. Brent Celek 3
Josh Huff 3

THREE-STEP DROP

Funniest Eagle: Lane Johnson
If he could be a superhero, he would be: Spider-Man
Talent he'd most like to have: The ability to play piano
Best player he has faced: "Myself. I am constantly competing against myself."
First jersey owned: Jerry Rice, San Francisco 49ers
Favorite three throwback jerseys: Allen Iverson, 76ers; Cris Carter, Eagles; Jerry Rice, 49ers
If he could play another sport what team/position: SF, Philadelphia 76ers
Favorite athletes growing up: Jerry Rice and Ray Allen
Favorite TV show: *NFL Top 100*
Favorite movie: *Gladiator, Remember the Titans*
Favorite book: *A Man Thinketh* by James Allen
Favorite meal: Salmon burger w/ coleslaw, jalapenos, ketchup and mustard

One of the most prolific receivers in SEC history, Jordan Matthews was selected by the Eagles in the second round of the 2014 NFL Draft and became the franchise's all-time leader in receptions (152) by a player in his first two NFL seasons. A tireless worker, Matthews led the Eagles in receiving yards (997), receptions (85) and receiving touchdowns (eight) during his sophomore campaign in 2015. The Southeastern Conference's all-time leader in receptions (262) and receiving yards (3,759), Matthews earned All-America honors and first-team All-SEC recognition in both his junior and senior campaigns.

CAREER HIGHLIGHTS

- Notched the 10th-most receptions (152) in NFL history through the first two seasons of his career
- Ranks first in team history in receptions (152), second in receiving yards (1,869) and second in touchdowns (16) among Eagles in their first two seasons in the NFL
- Finished his rookie season ranked second all-time among Eagles rookies in receptions (67) and receiving yards (872) and tied for second in receiving touchdowns (eight)

BIRDSEED

- In 2016, Matthews established The Matthews Mission Fund in order to work with communities to FEED: Feed the hungry, Educate the children, Empower the family and Donate to those in need. In June 2016, Matthews and The Matthews Mission will host a 7-on-7 Flag Football Challenge in Madison, AL, to help raise money for the foundation with all proceed going to New Futures Family Lodging. New Future, Inc. is a nonprofit agency that serves homeless families with a focus on the complete family and a goal of financial and family stability. For more information on The Matthews Mission please visit: **JordanMatthewsMission.org**
- Matthews is a cousin of Hall of Fame wide receiver Jerry Rice, the NFL's all-time leader in receptions (1,549), receiving yardage (22,895) and touchdown receptions (197). The Vanderbilt product fondly remembers his pre-draft conversation with the Hall of Famer. "The conversation that sticks out most with me was the one that we had before the whole draft process," said Matthews. "[Rice] told me that every checkpoint that you go to, go into it like you're the best one there. Not to use a cliché, but own the moment. Really feel that there's no one there that can mess with me"
- Matthews didn't start playing football until he became the subject of some playful ribbing from his classmates in grade school. "I was getting made fun of by my friends because I played soccer," he said. "I was really good at soccer and had really good feet. I was asked to join a couple of travel teams, but I was getting made fun of by some of my best friends. So, it was time to go play football"

81 WR | JORDAN MATTHEWS

MATTHEWS' CAREER STATISTICS									
			RECEIVING					OFF SNAPS	
Year	Team	GP/GS	No	Yds	Avg	Lg	TD	No	Pct
2014	Philadelphia	16/10	67	872	13.0	44t	8	764	65%
2015	Philadelphia	16/12	85	997	11.7	78t	8	920	79%
Totals		**32/22**	**152**	**1869**	**12.3**	**78t**	**16**	**---**	**---**

ADDITIONAL CAREER STATISTICS

Fumbles/Lost: (2/1) - 2015 (2/1)

CAREER HIGHS		
Receptions	10	(9/14/15 at Atl.)
Rec. Yards	159	(12/20/15 vs. Ari.)
Rec. Long	78t	(12/20/15 vs. Ari.)
Rec. TDs	2	(3x - 1/3/16 at NYG)

MULTI-TOUCHDOWN GAMES (3)		
Date	Opponent	TDs
1/3/16	at New York Giants (W)	2
11/10/14	vs. Carolina (W)	2
9/21/14	vs. Washington (W)	2

100-YARD RECEIVING GAMES (7)				
Yds	Date	Opponent	Rec.	TDs
159	12/20/15	vs. Arizona (L)	8	1
138	11/10/14	vs. Carolina (W)	7	2
133	11/8/15	at Dallas (W)	9	1
107	11/16/14	at Green Bay (L)	5	1
105	12/28/14	at New York Giants (W)	8	1
104	12/26/15	vs. Washington (L)	6	1
102	9/14/15	at Atlanta (L)	10	0

BIRDSEED - Cont.

- His "Welcome to the NFL" moment came during the team's 33-10 victory over the Dallas Cowboys on Thanksgiving Day in 2014. "It was crazy knowing that everybody in the country was sitting down to watch the game that we were playing in. That was when I first realized how big of a stage we are truly on"

2015 HIGHLIGHTS

- Led the team in receptions (85), receiving yards (997), receiving touchdowns (eight) and 100-yard games (four)
- Tallied his third-career multi-touchdown game at NYG (1/3/16), hauling in two touchdown passes from QB Sam Bradford
- Accumulated 104 yards and a touchdown on six receptions vs. Was. (12/26), marking his seventh-career 100-yard game and his fourth in 2015
- Established a career high with 159 receiving yards on eight catches, including a career-long 78-yard TD grab, vs. Ari. (12/20)
- Grabbed a touchdown in his second-straight game, catching a 10-yard pass from Bradford in the fourth quarter at NE (12/6)
- Caught a 24-yard touchdown pass from QB Mark Sanchez in the waning minutes at Det. (11/26). Finished the contest with three catches for 60 yards

2015 GAME-BY-GAME STATISTICS										
				RECEIVING					SNAPS	
Date	Opp	W/L	GP/GS	No	Yds	Avg	Lg	TD	No	Pct
Sep 14	at Atl	L	1/1	10	102	10.2	25	0	63	85%
Sep 20	Dal	L	1/1	6	80	13.3	32	1	50	81%
Sep 27	at NYJ	W	1/1	6	49	8.2	17	0	62	85%
Oct 4	at Was	L	1/0	3	50	16.7	30	0	49	88%
Oct 11	NO	W	1/1	5	44	8.8	18	0	59	70%
Oct 19	NYG	W	1/0	6	59	9.8	19	0	62	79%
Oct 25	at Car	L	1/0	3	14	4.7	7	0	58	70%
Nov 8	at Dal	W	1/0	9	133	14.8	41t	1	60	82%
Nov 15	Mia	L	1/1	3	21	7.0	9	0	57	59%
Nov 22	TB	L	1/1	4	13	3.3	5	0	71	100%
Nov 26	at Det	L	1/1	3	60	20.0	24t	1	46	78%
Dec 6	at NE	W	1/1	3	36	12.0	20	1	46	75%
Dec 13	Buf	W	1/1	3	19	6.3	8	0	63	82%
Dec 20	Ari	L	1/1	8	159	19.9	78t	1	53	83%
Dec 26	Was	L	1/1	6	104	17.3	43	1	72	89%
Jan 3	at NYG	W	1/1	7	54	7.7	25	2	49	74%
Totals			**16/12**	**85**	**997**	**11.7**	**78t**	**8**	**920**	**79%**

2014 NFL ROOKIE RECEIVING LEADERS

Players	Rec. Yards	Player	Rec. TDs
Beckham (NYG)	1,305	Beckham (NYG)	12
Evans (TB)	1,051	Evans (TB)	12
Benjamin (CAR)	1,008	Benjamin (CAR)	9
Watkins (BUF)	982	**Matthews (PHI)**	**8**
Matthews (PHI)	**872**	Bryant (PIT)	8

- Took a pass from Bradford 41 yards for a touchdown in a 33-27 overtime victory at Dal. (11/8), becoming the first Eagle with an overtime touchdown since Clyde Simmons scored on a blocked field goal return on 11/20/88 at NYG. Added nine catches for 133 yards in the winning effort
- Became the first Eagles receiver since Irving Fryar (1997) to lead the team in receptions and yardage in four-consecutive games after hauling in a team-best six catches for 49 yards at NYJ (9/27)
- Led the team in receptions (six) and receiving yards (80) vs. Dal. (9/20), the third-consecutive game in which he has paced the team in those categories
- Set a career high with 10 receptions and recorded his fourth-career 100-yard receiving contest with 102 yards through the air at Atl. (9/14)

81 WR | JORDAN MATTHEWS

PERSONAL

- Was a three-year starter at wide receiver and earned team MVP honors as a senior captain at Madison Academy in Madison, AL, recording 61 catches for 1,061 yards and 13 touchdowns as a wideout in 2009. Also notched 50 tackles and eight interceptions as a defensive back
- Named first-team 3A All-State wide receiver and All-Elite 11 by the *Huntsville Times*
- Ended his prep career with 181 receptions, 3,218 yards and 38 touchdown catches
- Was also a standout in basketball, helping the school to one state championship and three state title game appearances, while garnering all-state honors as a senior
- Says if he could trade places with one person for one day, it would be Kanye West. "That's my dude. If I could do anything with Kanye West, that would be awesome. If I could trade places with him, I'd go meet me and be like, 'Kanye, I'm you now.' That'd be great"
- Son of Roderick and Brenda Matthews and has an older brother, Justin. Roderick is a contracting specialist for the Army and Brenda is a computer engineer
- Owns a beagle named Throwback
- Graduated from Vanderbilt with a degree in economics
- Twitter: **@jmattjmattjmatt**

2014 HIGHLIGHTS

- Finished second on the Eagles in receptions (67), receiving yards (872) and receiving touchdowns (eight)
- Ended the campaign ranked second all-time among Eagles rookies in receptions and receiving yardage, and tied for second in receiving touchdowns
- Ranked tied for fourth in touchdown catches (eight) and fifth in receiving yards (872) among all rookies
- Notched 105 yards and a touchdown on a career-high-tying eight catches at NYG (12/28), making him just the fourth Eagles rookie ever with at least three 100-yard games in a single season and the first since Fred Barnett in 1990
- Hauled in a 27-yard touchdown strike from QB Mark Sanchez in a win at Dal. (11/27), while totaling five catches for 78 yards
- Led the team with 77 yards receiving on six catches vs. Ten. (11/23)
- Became just the third rookie in Eagles history to record back-to-back 100-yard receiving games after notching a team-high 107 yards and a touchdown on five catches at GB (11/16)
- Set a career high with 138 receiving yards and added two scores in a win vs. Car. (11/10). Matthews became just the second rookie in team history to record 130-plus yards and two touchdowns in a single game (Jeremy Maclin, 2009)
- Caught an 11-yard pass from Sanchez in the back of the end zone for a touchdown in an Eagles win at Hou. (11/2)
- Corralled the first two touchdown receptions of his career, both 11-yards long, in a win vs. Was. (9/21). While leading the team with a career-best eight receptions (the highest total for an Eagles rookie since Keith Jackson in 1988), Matthews also became just the eighth Eagles rookie to catch two touchdown passes in a single game

2014 GAME-BY-GAME STATISTICS

				RECEIVING					SNAPS	
Date	**Opp**	**W/L**	**GP/GS**	**No**	**Yds**	**Avg**	**Lg**	**TD**	**No**	**Pct**
Sep 7	Jax	W	1/0	2	37	18.5	30	0	57	66%
Sep 15	at Ind	W	1/1	1	17	17.0	17	0	34	50%
Sep 21	Was	W	1/0	8	59	7.4	13	2	46	63%
Sep 28	at SF	L	1/1	4	28	7.0	11	0	39	65%
Oct 5	StL	W	1/1	4	35	8.8	12	0	33	45%
Oct 12	NYG	W	1/1	4	50	12.5	26	0	45	63%
Oct 26	at Ari	L	1/0	6	47	7.8	23	0	64	70%
Nov 2	at Hou	W	1/1	3	40	13.3	24	1	55	66%
Nov 10	Car	W	1/0	7	138	19.7	33	2	38	61%
Nov 16	at GB	L	1/1	5	107	21.4	40	1	65	83%
Nov 23	Ten	W	1/1	6	77	12.8	24	0	61	70%
Nov 27	at Dal	W	1/1	4	51	12.8	27t	1	52	68%
Dec 7	Sea	L	1/1	2	23	11.5	17	0	34	74%
Dec 14	Dal	L	1/1	0	0	0.0	0	0	46	84%
Dec 20	at Was	L	1/0	3	58	19.3	26	0	47	52%
Dec 28	at NYG	W	1/0	8	105	13.1	44t	1	48	66%
Totals			**16/10**	**67**	**872**	**13.0**	**44t**	**8**	**764**	**65%**

COLLEGE HIGHLIGHTS

- A four-year letterman at Vanderbilt, he finished his career as the SEC's all-time leader in receptions (262) and receiving yards (3,759), while setting a Vanderbilt record with 24 receiving touchdowns
- Earned All-America and All-SEC honors as a senior in 2013 after setting a conference record with 112 receptions, including at least five in every contest. Additionally, his 1,477 yards in 2013 ranked third in SEC history
- Garnered first-team All-SEC honors as a junior after amassing 1,323 receiving yards and eight touchdowns on 94 catches
- Led the team in receptions (41) and yards (783) as a sophomore in 2011
- Posted 15 receptions for 184 yards and four touchdowns as a true freshman in 2010

TRANSACTIONS

2014 Drafted by PHI in 2nd round ... signed 4-year contract

21 CB | LEODIS McKELVIN

VITALS

Height: 5-10
Weight: 185
Date Of Birth: September 1, 1985
Hometown: Waycross, GA
HS: Ware County (Waycross, GA)
College: Troy
NFL Experience: 9th Year
Acquired: FA 2016
Draft Pick: D1-08 (11th overall) by Buffalo

BILLS RECORDS

Leodis McKelvin placed among the Bills' all-time great special teams players during his time in Buffalo (2008-15). He ranks tied-first in career punt return TDs (three), second in career kick return yards (2,471) and third in career punt return yards (1,021). He also set the Bills' single-season marks for punt return TDs (two in 2012) and kick return yards (1,468 in 2008), while his 431 punt return yards in 2012 were the second most in Buffalo single-season history.

THREE-STEP DROP

Player he models his game after: Champ Bailey
Best player he's lined up against: Calvin Johnson
If he could own three throwback jerseys: No. 12 jersey Michael Jordan wore for one night with the Chicago Bulls in 1990 (Jordan's No. 23 jersey was believed to be stolen before the game); Randall Cunningham, Philadelphia Eagles; Barry Sanders, Oklahoma State
What he'd be doing if not in football: Would want to be a member of the Professional Bowling Association (PBA)
Nickname: His mother called him "Ant" when he was growing up because he was always so small

"The way he practices; the way he thinks the game; he's smart. He brings an edge to that position. Brings an aggression to that position. The availability of a guy like Leodis with his experience really intrigued not only [defensive coordinator Jim Schwartz], but myself, to go ahead and get another veteran guy in here with a group that's fairly young. So, it was a win-win for us to go get a guy of his caliber at corner."

- Philadelphia Eagles Head Coach Doug Pederson

A nine-year veteran, Leodis McKelvin signed a two-year contract with the Eagles in the 2016 offseason after spending his entire pro career with the Buffalo Bills. McKelvin was originally selected by the Bills with the 11th-overall pick in the 2008 NFL Draft, becoming the highest-drafted cornerback in team history. A defensive standout and dangerous returner in college, McKelvin set a school record at Troy University with 3,909 all-purpose yards during his career and tied the NCAA Division 1-A career record for kick return touchdowns (eight).

CAREER HIGHLIGHTS

- Set a Buffalo Bills franchise record with 1,468 kickoff return yards as a rookie in 2008. Also tallied the second-most career kickoff return yards in Bills history (2,471)
- Returned three kickoffs for 185 yards vs. Cle. (11/17/08), tallying the highest single-game kickoff return average in Buffalo annals (61.67 avg.)
- Was named the NFL Defensive Rookie of the Month in November 2008
- Earned AFC Special Teams Player of the Week honors following a Week 11 performance vs. Mia. (11/15/12) in which he returned a punt 79 yards for a score and also brought back three kickoffs for 75 yards (25.0 avg.) in Buffalo's 19-14 victory

2015 HIGHLIGHTS (WITH BUFFALO)

- Began the season on the reserve/non-football injury list, returned to the field in Week 9 and went on to play in nine games with five starts (one at safety and four at corner). Finished the season with 32 tackles (25 solo), two interceptions and seven passes defensed
- Intercepted Jets QB Ryan Fitzpatrick in the fourth quarter of the regular-season finale vs. NYJ (1/3). The pick helped preserve the Bills' lead and secured a victory that eliminated New York from playoff contention
- Notched a season-high three passes defensed in a win vs. Dal. (12/27)
- Logged five tackles (four solo) and his first interception of the season at Phi. (12/23)
- In his first game of the season vs. Mia. (11/8), started at safety for the first time in his career and notched a season-high six tackles (all solo)

21 CB | LEODIS McKELVIN

McKELVIN'S CAREER STATISTICS

			TACKLES					PASS DEFENSE					FUMBLES			DEF SNAPS		ST	PUNT RETURNS						KICK RETURNS				
Year	Team	GP/GS	T	S	A	TFL	Sacks	Int	Yds	Lg	TD	KD	FF	FR	Yds	No	Pct	T	No	FC	Yds	Avg	Lg	TD	No	Yds	Avg	Lg	TD
2008	Buffalo	16/6	29	23	6	NA	0.0	2	64	64t	1	6	1	1	0	NA	NA	2	2	0	26	13.0	14	0	52	1468	28.2	98t	1
2009	Buffalo	3/3	11	8	3	0.0	0.0	0	0	--	0	1	0	0	0	NA	NA	0	0	0	0	---	--	0	5	121	24.2	33	0
2010	Buffalo	16/14	58	49	9	1.0	0.0	2	10	10	0	11	1	0	0	NA	NA	4	6	3	24	4.0	25	0	14	265	18.9	49	0
2011	Buffalo	16/6	35	27	8	0.0	0.0	1	21	21	0	8	0	1	0	NA	NA	4	8	11	156	19.5	80t	1	2	43	21.5	22	0
2012	Buffalo	13/4	20	19	1	0.0	0.0	1	9	9	0	3	0	0	0	347	32%	1	23	14	431	18.7	88t	2	18	510	28.3	59	0
2013	Buffalo	15/13	71	59	12	1.0	0.0	1	0	0	0	20	1	0	0	928	81%	1	32	13	180	5.6	21	0	0	0	---	--	0
2014	Buffalo	10/9	48	45	3	0.0	0.0	4	10	9	0	8	1	0	0	534	49%	0	21	8	183	8.7	24	0	4	64	16.0	30	0
2015	Buffalo	9/5	32	25	7	1.0	0.0	2	0	0	0	7	0	0	0	388	36%	0	7	4	21	3.0	12	0	0	0	---	--	0
Totals		**98/60**	**304**	**255**	**49**	**3.0**	**0.0**	**13**	**114**	**64t**	**1**	**64**	**4**	**2**	**0**	**---**	**--**	**12**	**99**	**53**	**1021**	**10.3**	**88t**	**3**	**95**	**2471**	**26.0**	**98t**	**1**

ADDITIONAL CAREER STATISTICS

Special Teams Fumbles/Lost: (17/5) - 2008 (1/0), 2009 (2/1), 2010 (3/1), 2011 (1/0), 2013 (7/1), 2014 (1/1), 2015 (2/1)

Special Teams Fumble Recoveries: (1) - 1 in 2011

2015 GAME-BY-GAME STATISTICS W/ BILLS

				TACKLES					PASS DEFENSE				FUM.		DEF. SNAPS		PUNT RETURNS						KICK RETURNS				
Date	Opp	W/L	GP/GS	S	A	TT	Sac	Hur	Int	Yds	Lg	KD	FF	FR	Snaps	Pct	No	FC	Yds	Avg	Lg	TD	No	Yds	Avg	Lg	TD
PLACED ON ACTIVE/NON-FOOTBALL INJURY LIST (7/30)																											
PLACED ON RESERVE/NON-FOOTBALL INJURY LIST (9/4)																											
ADDED TO THE BILLS ACTIVE ROSTER FROM RESERVE/NON-FOOTBALL INJURY LIST (11/6)																											
Nov 8	Mia	W	1/1	6	0	6	0.0	NA	0	0	--	1	0	0	47	68%	0	2	0	---	--	0	0	0	---	--	0
Nov 12	at NYJ	W	1/0	3	1	4	0.0	NA	0	0	--	0	0	0	30	51%	3	1	13	4.3	12	0	0	0	---	--	0
Nov 23	at NE	L	1/0	1	1	2	0.0	NA	0	0	--	0	0	0	21	31%	4	1	8	2.0	4	0	0	0	---	--	0
Nov 29	at KC	L	1/0	2	0	2	0.0	NA	0	0	--	0	0	0	18	29%	0	0	0	---	--	0	0	0	---	--	0
Dec 6	Hou	W	1/0	1	0	1	0.0	NA	0	0	--	0	0	0	44	58%	0	0	0	---	--	0	0	0	---	--	0
Dec 13	at Phi	L	1/1	4	1	5	0.0	NA	1	0	0	2	0	0	77	100%	0	0	0	---	--	0	0	0	---	--	0
Dec 20	at Was	L	1/1	1	4	5	0.0	NA	0	0	--	1	0	0	56	98%	0	0	0	---	--	0	0	0	---	--	0
Dec 27	Dal	W	1/1	2	0	2	0.0	NA	0	0	--	3	0	0	41	70%	0	0	0	---	--	0	0	0	---	--	0
Jan 3	NYJ	W	1/1	5	0	5	0.0	NA	1	0	0	0	0	0	54	95%	0	0	0	---	--	0	0	0	---	--	0
Totals			**9/5**	**25**	**7**	**32**	**0.0**	**NA**	**2**	**0**	**0**	**7**	**0**	**0**	**388**	**36%**	7	4	21	3.0	12	0	0	0	---	--	0

PERSONAL

- Played corner at Ware County H.S. in Waycross, GA, where he was honored by the *Atlanta Journal-Constitution* and Georgia Sportswriters Association as a first-team AAAA All-State player
- As a senior in 2003, was named the area Defensive Player of the Year and earned a spot on the *Georgia Times Union* Super 11 team after recording 51 tackles, six interceptions, six pass breakups and three fumble recoveries. That season, led Ware to a 9-2 record, a regional title and a second-round AAAA playoff appearance
- Participated in the Georgia Athletic Coaches Association North-South All-Star Game
- Recorded 60 tackles and six interceptions as a junior in 2002, while adding eight receptions for over 300 yards on offense
- Also played basketball at Ware County
- Son of Lydia Brown. Has two older brothers, Dexter and Walter
- Majored in sports management at Troy University

TOUCHDOWNS (5)

Touchdown	Date	Opponent (Result)
98-yd Kick Ret.	11/17/08	vs. Cleveland (L)
88-yd Punt Ret.	9/16/12	vs. Kansas City (W)
80-yd Punt Ret.	12/24/11	vs. Denver (W)
79-yd Punt Ret.	11/15/12	vs. Miami (W)
64-yd INT Ret.	11/23/08	at Kansas City (W)

MULTI-INT GAMES (2)

INTs	Date	Opponent	Quarterback
2	10/19/14	vs. Min. (W)	Teddy Bridgewater
2	11/23/08	at KC (W)	Tyler Thigpen

CAREER HIGHS

Tackles	13	9/7/14 at Chi.
INTs	2	2x - 10/9/14 vs. Min.
INT Long	64t	11/23/08 at KC
PD	4	2x - 12/22/13 vs. Mia.

21 CB | LEODIS McKELVIN

2014 HIGHLIGHTS (WITH BUFFALO)

- Played in 10 games with nine starts before suffering a fractured ankle in a Week 11 contest at Mia. (11/13). Prior to the injury, was having a career year under then-Bills and current-Eagles defensive coordinator Jim Schwartz. Logged 48 tackles through the first 10 games of the season, marking a total that was on pace to set a new career high. Despite missing the final six weeks of the season, snagged a career-high four interceptions and recorded eight passes defensed
- Turned in the second multi-interception game of his career when he picked off Vikings QB Teddy Bridgewater twice in a win vs. Min. (10/19). Intercepted Bridgewater on back-to-back defensive plays, becoming the first Bill to record picks on consecutive plays since Kirby Jackson accomplished the feat vs. Miami on October 29, 1989
- Recorded his second interception of the season when he picked off Fitzpatrick in the second quarter of a Week 4 contest at Hou. (9/28)
- Intercepted Dolphins QB Ryan Tannehill in the fourth quarter of a win vs. Mia. (9/14)
- Set a single-game career high with 13 tackles (all solo) and forced a fumble in an opening-day win at Chi. (9/7)

2013 HIGHLIGHTS (WITH BUFFALO)

- Played in 15 games with 13 starts and set career highs in tackles (71) and passes defensed (20), while adding one interception and one forced fumble. Also logged 180 yards on 32 punt returns (5.6 avg.)
- Totaled six tackles (four solo), recorded his first interception of the season and matched his career high with four passes defensed in a win vs. Mia. (12/22)
- Tallied a season-high 10 tackles (eight solo) and recorded three passes defensed vs. Atl. (12/1)
- Notched six tackles (five solo) and set a new career high with four passes defensed vs. NE (9/8)

2012 HIGHLIGHTS (WITH BUFFALO)

- Made a huge impact on special teams, returning 23 punts for a career-high 431 yards (18.7 avg.) and two touchdowns, while bringing back 18 kickoffs for 510 yards (28.3 avg.). His 431 punt return yards marked the second-highest single-season total in franchise history and his 18.7-yard punt return average led the NFL and set a new Bills single-season record. Became the first Bill ever to record multiple kick or punt return touchdowns in a single season
- Appeared in 13 games with four starts and recorded 20 tackles (19 solo), an interception and three pass breakups on defense
- Following a three-and-out by the Dolphins on the first drive of a contest vs. Mia. (11/15), returned a punt 79 yards for a touchdown to give the Bills an early 7-0 lead. The return was his second punt return touchdown of the season, marking a new Bills single-season record for kick and punt return touchdowns. Also brought back three kickoffs for 75 yards (25.0 avg.) in Buffalo's 19-14 victory. Was named the AFC Special Teams Player of the Week for his performance
- Returned two kickoffs for 75 yards (37.5 avg.), including a 46-yard return, vs. Ten. (10/21)
- Logged a season-high 59-yard kickoff return at SF (10/7)
- Snagged his first interception of the season when he picked off Browns QB Brandon Weeden in a Week 3 win at Cle. (9/23)
- Scored on an 88-yard punt return for a touchdown in a win vs. KC (9/16), marking the longest punt return of his career and the second-longest punt return in franchise history

2011 HIGHLIGHTS (WITH BUFFALO)

- Played in all 16 games with six starts, logging 35 tackles (27 solo), an interception, eight passes defensed and one fumble recovery. Also added eight punt returns for 156 yards (19.5 avg.) and a touchdown
- Recorded his first career punt return for a touchdown in a win vs. Den. (12/24) when he brought a punt back 80 yards for a score late in the second quarter. The punt return gave Buffalo a 10-7 lead over the Broncos that the Bills would never relinquish
- Corralled a muffed punt by Antonio Cromartie in the third quarter at NYJ (11/27). On the next play, Fitzpatrick connected with Bills WR Brad Smith on a 36-yard touchdown that tied the game at 21-21
- Intercepted Patriots QB Tom Brady in the third quarter of a win vs. NE (9/25) and returned the pick 21 yards to the New England 39. Seven plays later, Fitzpatrick connected with Bills TE Scott Chandler on a 3-yard touchdown to pull Buffalo to within 21-17
- Recovered a fumble by Chiefs RB Jamaal Charles in a season-opening win at KC (9/11)

2010 HIGHLIGHTS (WITH BUFFALO)

- Appeared in all 16 games with 14 starts and logged a then-career-high 58 tackles (49 solo), two interceptions and 11 passes defensed. Added 14 kickoff returns for 265 yards (18.9 avg.)
- Picked off Browns QB Jake Delhomme late in the fourth quarter vs. Cle. (12/12) with Buffalo clinging to a 13-7 lead. The interception marked his second game in as many weeks with a pick and allowed the Bills to run out the clock and preserve a victory
- Tied his season high with seven tackles (six solo) at Min. (12/5) and intercepted Vikings QB Tarvaris Jackson
- Recorded a season-high 49-yard kickoff return on the opening kickoff of overtime vs. Pit. (11/28)
- Forced a fumble of Packers WR James Jones at GB (11/19)

2009 HIGHLIGHTS (WITH BUFFALO)

- Started the first three games of the year before suffering a season-ending leg injury in Week 3 vs. NO (11/27). Prior to being placed on Injured Reserve, tallied 11 tackles and logged 121 yards on five kickoff returns (24.2 avg.)

2008 HIGHLIGHTS (WITH BUFFALO)

- Contributed on both defense and special teams as a rookie in 2008, playing in all 16 games with six starts. Logged 29 tackles (23 solo), two interceptions, one of which he returned for a touchdown, and six pass breakups on defense. Also a threat in the return game, brought back 52 kickoffs for a franchise-record 1,468 yards, including a 98-yard kickoff return for a touchdown
- Tallied a season-high six tackles (five solo) and returned four kicks for 88 yards (22.0 avg.) in a Week 16 win at Den. (12/21)
- Recorded the first two interceptions of his career in a 54-31 win at KC (11/23), picking off Chiefs QB Tyler Thigpen twice in the contest. Brought one of the interceptions back 64 yards for a touchdown to give the Bills a 20-14 second-quarter lead that they would never relinquish. As a result of the multi-interception game, was named the NFL Defensive Rookie of the Month for November

21 CB | LEODIS McKELVIN

2008 HIGHLIGHTS (WITH BUFFALO) - Cont.

- Scored the first touchdown of his career when he returned a kickoff 98 yards for a score vs. Cle. (11/17). In total, returned three kickoffs for 185 yards (61.7 avg.), marking the highest single-game kick return average in franchise history
- Made the first start of his career when he opened a contest at NE (11/9). Recorded three kickoff returns for 138 yards (46.0 avg.), including an 85-yard return that led to a 14-yard Bills touchdown run on the ensuing play
- Forced and recovered a fumble in a win at StL (9/28)

INJURY HISTORY

- Began the 2015 season on the Reserve/Non-Football Injury list and missed the first seven games of the season before being added to the Bills active roster on 11/6/15
- Suffered a fractured ankle in the second quarter of a loss at Mia. (11/13/14) and was placed on Injured Reserve on 11/17/14
- Left a Week 3 contest at NYJ (9/22/13) with a hamstring injury and was rendered inactive the following week vs. Bal. (9/29/13)
- Was inactive with a groin injury vs. Sea. (12/16/12) and was placed on Injured Reserve on 12/20/12
- Broke his fibula in a Week 3 contest vs. NO (9/27/09) and was placed on Injured Reserve on 10/1/09

TRANSACTIONS

2008	Drafted by BUF in 1st round ... signed 5-year contract
10/1/09	Placed on Injured Reserve (leg)
12/20/12	Placed on Injured Reserve (groin)
3/9/13	Re-signed by BUF to a 4-year contract
11/17/14	Placed on Injured Reserve (ankle)
7/30/15	Placed on Active/Non-Football Injury list
9/4/15	Placed on Reserve/Non-Football Injury list
11/6/15	Added to BUF active roster from Reserve/Non-Football Injury list
3/4/16	Released by BUF
3/8/16	Signed by PHI to a 2-year contract

2008 GAME-BY-GAME STATISTICS W/ BILLS

				TACKLES					PASS DEFENSE				FUM.		DEF. SNAPS		PUNT RETURNS						KICK RETURNS				
Date	Opp	W/L	GP/GS	S	A	TT	Sac	Hur	Int	Yds	Lg	KD	FF	FR	Snaps	Pct	No	FC	Yds	Avg	Lg	TD	No	Yds	Avg	Lg	TD
Sep 7	Sea	W	1/0	0	0	0	0.0	NA	0	0	--	0	0	0	NA	NA	0	0	0	---	--	0	0	0	---	--	0
Sep 14	at Jax	W	1/0	0	0	0	0.0	NA	0	0	--	0	0	0	NA	NA	0	0	0	---	--	0	2	43	21.5	22	0
Sep 21	Oak	W	1/0	0	0	0	0.0	NA	0	0	--	0	0	0	NA	NA	0	0	0	---	--	0	5	137	27.4	56	0
Sep 28	at StL	W	1/0	0	0	0	0.0	NA	0	0	--	0	1	1	NA	NA	2	0	26	13.0	14	0	3	97	32.3	37	0
Oct 5	at Ari	L	1/0	4	0	4	0.0	NA	0	0	--	0	0	0	NA	NA	0	0	0	---	--	0	6	133	22.2	31	0
Oct 19	SD	W	1/0	5	0	5	0.0	NA	0	0	--	0	0	0	NA	NA	0	0	0	---	--	0	3	58	19.3	21	0
Oct 26	at Mia	L	1/0	0	0	0	0.0	NA	0	0	--	0	0	0	NA	NA	0	0	0	---	--	0	5	103	20.6	31	0
Nov 2	NYJ	L	1/0	0	0	0	0.0	NA	0	0	--	0	0	0	NA	NA	0	0	0	---	--	0	7	179	25.6	44	0
Nov 9	at NE	L	1/1	0	0	0	0.0	NA	0	0	--	0	0	0	NA	NA	0	0	0	---	--	0	3	138	46.0	85	0
Nov 17	Cle	L	1/0	0	1	1	0.0	NA	0	0	--	1	0	0	NA	NA	0	0	0	---	--	0	3	185	61.7	98t	1
Nov 23	at KC	W	1/1	2	0	2	0.0	NA	2	64	64t	2	0	0	NA	NA	0	0	0	---	--	0	2	67	33.5	46	0
Nov 30	SF	L	1/1	2	0	2	0.0	NA	0	0	--	0	0	0	NA	NA	0	0	0	---	--	0	1	37	37.0	37	0
Dec 7	Mia	L	1/1	2	1	3	0.0	NA	0	0	--	0	0	0	NA	NA	0	0	0	---	--	0	2	56	28.0	32	0
Dec 14	at NYJ	L	1/1	3	2	5	0.0	NA	0	0	--	1	0	0	NA	NA	0	0	0	---	--	0	5	142	28.4	40	0
Dec 21	at Den	W	1/1	5	1	6	0.0	NA	0	0	--	1	0	0	NA	NA	0	0	0	---	--	0	4	88	22.0	31	0
Dec 28	NE	L	1/0	0	1	1	0.0	NA	0	0	--	1	0	0	NA	NA	0	0	0	---	--	0	1	5	5.0	5	0
Totals			**16/6**	**23**	**6**	**29**	**0.0**	**NA**	**2**	**64**	**64t**	**6**	**1**	**1**	**NA**	**NA**	**2**	**0**	**26**	**13.0**	**14**	**0**	**52**	**1468**	**28.2**	**98t**	**1**

2009 GAME-BY-GAME STATISTICS W/ BILLS

				TACKLES					PASS DEFENSE				FUM.		DEF. SNAPS		PUNT RETURNS						KICK RETURNS				
Date	Opp	W/L	GP/GS	S	A	TT	Sac	Hur	Int	Yds	Lg	KD	FF	FR	Snaps	Pct	No	FC	Yds	Avg	Lg	TD	No	Yds	Avg	Lg	TD
Sep 14	at NE	L	1/1	5	1	6	0.0	NA	0	0	--	0	0	0	NA	NA	0	0	0	---	--	0	4	97	24.3	33	0
Sep 20	TB	W	1/1	2	1	3	0.0	NA	0	0	--	1	0	0	NA	NA	0	0	0	---	--	0	1	24	24.0	24	0
Sep 27	NO	L	1/1	1	1	2	0.0	NA	0	0	--	0	0	0	NA	NA	0	0	0	---	--	0	0	0	---	--	0
PLACED ON INJURED RESERVE (LEG) ON 10/1																											
Totals			**3/3**	**8**	**3**	**11**	**0.0**	**NA**	**0**	**0**	**--**	**1**	**0**	**0**	**NA**	**NA**	**0**	**0**	**0**	**---**	**--**	**0**	**5**	**121**	**24.2**	**33**	**0**

21 CB | LEODIS McKELVIN

2010 GAME-BY-GAME STATISTICS W/ BILLS

				TACKLES					PASS DEFENSE				FUM.		DEF. SNAPS		PUNT RETURNS						KICK RETURNS				
Date	Opp	W/L	GP/GS	S	A	TT	Sac	Hur	Int	Yds	Lg	KD	FF	FR	Snaps	Pct	No	FC	Yds	Avg	Lg	TD	No	Yds	Avg	Lg	TD
Sep 12	Mia	L	1/0	2	1	3	0.0	NA	0	0	--	2	0	0	NA	NA	0	0	0	---	--	0	0	0	---	--	0
Sep 19	at GB	L	1/0	4	0	4	0.0	NA	0	0	--	0	1	0	NA	NA	0	0	0	---	--	0	0	0	---	--	0
Sep 26	at NE	L	1/1	3	1	4	0.0	NA	0	0	--	0	0	0	NA	NA	0	0	0	---	--	0	0	0	---	--	0
Oct 3	NYJ	L	1/1	4	2	6	0.0	NA	0	0	--	2	0	0	NA	NA	0	0	0	---	--	0	0	0	---	--	0
Oct 10	Jax	L	1/1	6	1	7	0.0	NA	0	0	--	0	0	0	NA	NA	0	0	0	---	--	0	0	0	---	--	0
Oct 24	at Bal	L	1/1	2	0	2	0.0	NA	0	0	--	0	0	0	NA	NA	0	0	0	---	--	0	0	0	---	--	0
Oct 31	at KC	L	1/1	5	1	6	0.0	NA	0	0	--	0	0	0	NA	NA	0	0	0	---	--	0	0	0	---	--	0
Nov 7	Chi	L	1/1	2	1	3	0.0	NA	0	0	--	1	0	0	NA	NA	0	0	0	---	--	0	0	0	---	--	0
Nov 14	Det	W	1/1	2	0	2	0.0	NA	0	0	--	3	0	0	NA	NA	4	0	25	6.3	25	0	2	41	20.5	27	0
Nov 21	at Cin	W	1/1	0	0	0	0.0	NA	0	0	--	0	0	0	NA	NA	0	1	0	---	--	0	3	58	19.3	29	0
Nov 28	Pit	L	1/1	3	0	3	0.0	NA	0	0	--	0	0	0	NA	NA	2	2	-1	-0.5	9	0	5	131	26.2	49	0
Dec 5	at Min	L	1/1	6	1	7	0.0	NA	1	0	0	1	0	0	NA	NA	0	0	0	---	--	0	3	21	7.0	11	0
Dec 12	Cle	W	1/1	0	1	1	0.0	NA	1	10	10	2	0	0	NA	NA	0	0	0	---	--	0	0	0	---	--	0
Dec 19	at Mia	W	1/1	6	0	6	0.0	NA	0	0	--	0	0	0	NA	NA	0	0	0	---	--	0	0	0	---	--	0
Dec 26	NE	L	1/1	0	0	0	0.0	NA	0	0	--	0	0	0	NA	NA	0	0	0	---	--	0	0	0	---	--	0
Jan 2	at NYJ	L	1/1	4	0	4	0.0	NA	0	0	--	0	0	0	NA	NA	0	0	0	---	--	0	1	14	14.0	14	0
Totals			**16/14**	**49**	**9**	**58**	**0.0**	**NA**	**2**	**10**	**10**	**11**	**1**	**0**	**NA**	**NA**	**6**	**3**	**24**	**4.0**	**25**	**0**	**14**	**265**	**18.9**	**49**	**0**

2011 GAME-BY-GAME STATISTICS W/ BILLS

				TACKLES					PASS DEFENSE				FUM.		DEF. SNAPS		PUNT RETURNS						KICK RETURNS				
Date	Opp	W/L	GP/GS	S	A	TT	Sac	Hur	Int	Yds	Lg	KD	FF	FR	Snaps	Pct	No	FC	Yds	Avg	Lg	TD	No	Yds	Avg	Lg	TD
Sep 11	at KC	W	1/1	3	0	3	0.0	NA	0	0	--	1	0	1	NA	NA	0	0	0	---	--	0	0	0	---	--	0
Sep 18	Oak	W	1/1	6	0	6	0.0	NA	0	0	--	0	0	0	NA	NA	0	0	0	---	--	0	0	0	---	--	0
Sep 25	NE	W	1/1	3	3	6	0.0	NA	1	21	21	1	0	0	NA	NA	0	0	0	---	--	0	0	0	---	--	0
Oct 2	at Cin	L	1/1	3	2	5	0.0	NA	0	0	--	1	0	0	NA	NA	0	0	0	---	--	0	0	0	---	--	0
Oct 9	Phi	W	1/1	4	0	4	0.0	NA	0	0	--	0	0	0	NA	NA	0	0	0	---	--	0	0	0	---	--	0
Oct 16	at NYG	L	1/0	0	0	0	0.0	NA	0	0	--	1	0	0	NA	NA	0	0	0	---	--	0	0	0	---	--	0
Oct 30	Was	W	1/0	1	1	2	0.0	NA	0	0	--	2	0	0	NA	NA	0	0	0	---	--	0	0	0	---	--	0
Nov 6	NYJ	L	1/0	0	1	1	0.0	NA	0	0	--	0	0	0	NA	NA	0	0	0	---	--	0	0	0	---	--	0
Nov 13	at Dal	L	1/0	2	0	2	0.0	NA	0	0	--	0	0	0	NA	NA	0	0	0	---	--	0	0	0	---	--	0
Nov 20	at Mia	L	1/0	0	0	0	0.0	NA	0	0	--	0	0	0	NA	NA	0	0	0	---	--	0	0	0	---	--	0
Nov 27	at NYJ	L	1/0	0	0	0	0.0	NA	0	0	--	0	0	0	NA	NA	0	3	0	---	--	0	2	43	21.5	22	0
Dec 4	Ten	L	1/0	2	0	2	0.0	NA	0	0	--	2	0	0	NA	NA	2	2	10	5.0	6	0	0	0	---	--	0
Dec 11	at SD	L	1/1	3	1	4	0.0	NA	0	0	--	0	0	0	NA	NA	0	1	0	---	--	0	0	0	---	--	0
Dec 18	Mia	L	1/0	0	0	0	0.0	NA	0	0	--	0	0	0	NA	NA	2	1	6	3.0	8	0	0	0	---	--	0
Dec 24	Den	W	1/0	0	0	0	0.0	NA	0	0	--	0	0	0	NA	NA	3	3	135	45.0	80t	1	0	0	---	--	0
Jan 1	at NE	L	1/0	0	0	0	0.0	NA	0	0	--	0	0	0	NA	NA	1	1	5	5.0	5	0	0	0	---	--	0
Totals			**16/6**	**27**	**8**	**35**	**0.0**	**NA**	**1**	**21**	**21**	**8**	**0**	**1**	**NA**	**NA**	**8**	**11**	**156**	**19.5**	**80t**	**1**	**2**	**43**	**21.5**	**22**	**0**

21 CB | LEODIS McKELVIN

2012 GAME-BY-GAME STATISTICS W/ BILLS

				TACKLES					PASS DEFENSE				FUM.		DEF. SNAPS		PUNT RETURNS						KICK RETURNS				
Date	Opp	W/L	GP/GS	S	A	TT	Sac	Hur	Int	Yds	Lg	KD	FF	FR	Snaps	Pct	No	FC	Yds	Avg	Lg	TD	No	Yds	Avg	Lg	TD
Sep 9	at NYJ	L	1/0	3	0	3	0.0	NA	0	0	--	0	0	0	22	34%	1	0	27	27.0	27	0	3	71	23.7	26	0
Sep 16	KC	W	1/0	0	0	0	0.0	NA	0	0	--	0	0	0	5	7%	3	1	98	32.7	88t	1	0	0	---	--	0
Sep 23	at Cle	W	1/0	0	0	0	0.0	NA	1	9	9	1	0	0	8	13%	2	3	53	26.5	33	0	1	34	34.0	34	0
Sep 30	NE	L	1/0	0	0	0	0.0	NA	0	0	--	0	0	0	0	0%	0	1	0	---	--	0	1	26	26.0	26	0
Oct 7	at SF	L	1/0	0	0	0	0.0	NA	0	0	--	0	0	0	0	0%	1	0	28	28.0	28	0	1	59	59.0	59	0
Oct 14	at Ari	W	1/0	1	0	1	0.0	NA	0	0	--	1	0	0	20	27%	2	0	10	5.0	10	0	2	55	27.5	33	0
Oct 21	Ten	L	1/0	0	0	0	0.0	NA	0	0	--	0	0	0	0	0%	0	2	0	---	--	0	2	75	37.5	46	0
Nov 4	at Hou	L	1/0	3	0	3	0.0	NA	0	0	--	0	0	0	33	52%	4	0	37	9.3	20	0	2	37	18.5	22	0
Nov 11	at NE	L	1/1	4	0	4	0.0	NA	0	0	--	1	0	0	69	96%	0	1	0	---	--	0	1	21	21.0	21	0
Nov 15	Mia	W	1/1	1	0	1	0.0	NA	0	0	--	0	0	0	58	100%	3	2	98	32.7	79t	1	3	75	25.0	25	0
Nov 25	at Ind	L	1/1	4	0	4	0.0	NA	0	0	--	0	0	0	67	92%	2	1	24	12.0	16	0	0	0	---	--	0
Dec 2	Jax	W	1/0	0	0	0	0.0	NA	0	0	--	0	0	0	0	0%	1	1	12	12.0	12	0	0	0	---	--	0
Dec 9	StL	L	1/1	3	1	4	0.0	NA	0	0	--	0	0	0	65	94%	4	2	44	11.0	19	0	2	57	28.5	30	0
Dec 16	Sea	L	0/0	INACTIVE (GROIN)																							
PLACED ON INJURED RESERVE (GROIN) ON 12/20																											
Totals			**13/4**	**19**	**1**	**20**	**0.0**	**NA**	**1**	**9**	**9**	**3**	**0**	**0**	**347**	**32%**	**23**	**14**	**431**	**18.7**	**88t**	**2**	**18**	**510**	**28.3**	**59**	**0**

2013 GAME-BY-GAME STATISTICS W/ BILLS

				TACKLES					PASS DEFENSE				FUM.		DEF. SNAPS		PUNT RETURNS						KICK RETURNS				
Date	Opp	W/L	GP/GS	S	A	TT	Sac	Hur	Int	Yds	Lg	KD	FF	FR	Snaps	Pct	No	FC	Yds	Avg	Lg	TD	No	Yds	Avg	Lg	TD
Sep 8	NE	L	1/1	5	1	6	0.0	NA	0	0	--	4	0	0	90	99%	0	1	0	---	--	0	0	0	---	--	0
Sep 15	Car	W	1/1	4	1	5	0.0	NA	0	0	--	3	0	0	79	100%	1	2	19	19.0	19	0	0	0	---	--	0
Sep 22	at NYJ	L	1/1	2	0	2	0.0	NA	0	0	--	0	0	0	7	9%	0	0	0	---	--	0	0	0	---	--	0
Sep 29	Bal	W	0/0	INACTIVE (HAMSTRING)																							
Oct 3	at Cle	L	1/0	3	0	3	0.0	NA	0	0	--	0	0	0	58	85%	1	0	9	9.0	9	0	0	0	---	--	0
Oct 13	Cin	L	1/1	7	1	8	0.0	NA	0	0	--	1	0	0	69	80%	2	2	10	5.0	7	0	0	0	---	--	0
Oct 20	at Mia	W	1/1	2	0	2	0.0	NA	0	0	--	1	0	0	53	80%	2	2	14	7.0	14	0	0	0	---	--	0
Oct 27	at NO	L	1/1	4	2	6	0.0	NA	0	0	--	0	0	0	56	80%	1	2	4	4.0	4	0	0	0	---	--	0
Nov 3	KC	L	1/1	2	0	2	0.0	NA	0	0	--	1	0	0	54	93%	3	1	27	9.0	16	0	0	0	---	--	0
Nov 10	at Pit	L	1/0	3	0	3	0.0	NA	0	0	--	0	0	0	57	84%	4	0	13	3.3	7	0	0	0	---	--	0
Nov 17	NYJ	W	1/1	3	0	3	0.0	NA	0	0	--	1	0	0	56	97%	4	0	17	4.3	12	0	0	0	---	--	0
Dec 1	Atl	L	1/1	8	2	10	0.0	NA	0	0	--	3	0	0	84	96%	3	2	27	9.0	17	0	0	0	---	--	0
Dec 8	at TB	L	1/1	1	0	1	0.0	NA	0	0	--	1	0	0	66	100%	5	1	36	7.2	21	0	0	0	---	--	0
Dec 15	at Jax	W	1/1	8	0	8	0.0	NA	0	0	--	1	1	0	74	99%	2	0	4	2.0	3	0	0	0	---	--	0
Dec 22	Mia	W	1/1	4	2	6	0.0	NA	1	0	0	4	0	0	53	98%	4	0	0	0.0	7	0	0	0	---	--	0
Dec 29	at NE	L	1/1	3	3	6	0.0	NA	0	0	--	0	0	0	72	96%	0	0	0	---	--	0	0	0	---	--	0
Totals			**15/13**	**59**	**12**	**71**	**0.0**	**NA**	**1**	**0**	**0**	**20**	**1**	**0**	**928**	**81%**	**32**	**13**	**180**	**5.6**	**21**	**0**	**0**	**0**	**---**	**--**	**0**

21 CB | LEODIS McKELVIN

2014 GAME-BY-GAME STATISTICS W/ BILLS																												
				TACKLES					PASS DEFENSE				FUM.		DEF. SNAPS		PUNT RETURNS						KICK RETURNS				
Date	Opp	W/L	GP/GS	S	A	TT	Sac	Hur	Int	Yds	Lg	KD	FF	FR	Snaps	Pct	No	FC	Yds	Avg	Lg	TD	No	Yds	Avg	Lg	TD
Sep 7	at Chi	W	1/1	13	0	13	0.0	NA	0	0	--	0	1	0	73	99%	1	0	14	14.0	14	0	0	0	---	--	0
Sep 14	Mia	W	1/0	3	0	3	0.0	NA	1	1	1	1	0	0	33	42%	2	1	16	8.0	11	0	0	0	---	--	0
Sep 21	SD	L	1/1	4	0	4	0.0	NA	0	0	--	0	0	0	46	70%	1	0	0	0.0	0	0	1	15	15.0	15	0
Sep 28	at Hou	L	1/1	3	0	3	0.0	NA	1	0	0	1	0	0	56	82%	1	2	11	11.0	11	0	0	0	---	--	0
Oct 5	at Det	W	1/1	5	0	5	0.0	NA	0	0	--	1	0	0	54	87%	3	1	20	6.7	11	0	0	0	---	--	0
Oct 12	NE	L	1/1	2	2	4	0.0	NA	0	0	--	0	0	0	68	96%	2	0	12	6.0	9	0	0	0	---	--	0
Oct 19	Min	W	1/1	4	0	4	0.0	NA	2	9	9	2	0	0	57	91%	2	1	18	9.0	13	0	1	30	30.0	30	0
Oct 26	at NYJ	W	1/1	3	1	4	0.0	NA	0	0	--	2	0	0	75	89%	3	2	42	14.0	24	0	2	19	9.5	16	0
Nov 9	KC	L	1/1	6	0	6	0.0	NA	0	0	--	1	0	0	54	90%	6	1	50	8.3	23	0	0	0	---	--	0
Nov 13	at Mia	L	1/1	2	0	2	0.0	NA	0	0	--	0	0	0	18	27%	0	0	0	---	--	0	0	0	---	--	0
PLACED ON INJURED RESERVE (ANKLE) ON 11/17																												
Totals			**10/9**	**45**	**3**	**48**	**0.0**	**NA**	**4**	**10**	**9**	**8**	**1**	**0**	**534**	**49%**	**21**	**8**	**183**	**8.7**	**24**	**0**	**4**	**64**	**16.0**	**30**	**0**

23 S | RODNEY McLEOD

VITALS

Height: 5-10
Weight: 195
Date Of Birth: June 23, 1990
Hometown: Hyattsville, MD
HS: DeMatha Catholic (Hyattsville, MD)
College: Virginia
NFL Experience: 5th Year
Acquired: FA (LA) 2016
Draft Pick: Undrafted

2015 RAMS TACKLE LEADERS

1.	Mark Barron	135
2.	James Laurinaitis	114
3.	Rodney McLeod	106

THREE-STEP DROP

Best player he has faced: Aaron Rodgers
Player he models his game after: Earl Thomas
Hobbies: Puzzles and video games
Bucket list: Ride in a helicopter, skydive and travel to Paris
If he could be an superhero he would be: Batman
H.S. teammates in NFL: Browns DL Cam Johnson, Lions CB Johnson Bademosi
Funniest Eagle: Leodis McKelvin
Favorite teams/athletes growing up: Lakers, Kobe Bryant, Deion Sanders
Favorite athletes now: Steph Curry, LeBron James
Favorite movies: *Any Given Sunday, The Dark Knight, Friday*
Favorite TV shows: *Power, Quantico, The Walking Dead*
Favorite musicians: Drake, Fabolous, Future
Favorite three throwback jerseys: Walter Payton, Jerry Rice, Deion Sanders

"He's a young player in this league that I have watched on tape. He plays with a lot of energy and flies around. He's one of those safeties that I think Philadelphia will like. He has that attitude; he's not afraid to stick his nose in the fan."

- Eagles Pro Bowl Safety Malcolm Jenkins

Originally an undrafted free agent signee of the St. Louis Rams in 2012, Rodney McLeod (pronounced mick-CLOUD) signed a five-year contract with the Philadelphia Eagles in the 2016 offseason. After seeing most of his action on special teams as a rookie in 2012, McLeod won a starting job at the beginning of the 2013 season and has started all 48 games since. In his four-year career, he has compiled 289 tackles (205 solo), five interceptions, 16 passes defensed, six forced fumbles and five fumble recoveries on defense. A four-year letterman at the University of Virginia, McLeod started 33 of the final 34 games he played for the Cavaliers and earned honorable mention All-ACC honors as a senior in 2011.

BIRDSEED

- Hosts an annual youth football camp at his high school alma mater, DeMatha Catholic, in Hyattsville, MD. The free camp focuses on improving football fundamentals for kids between the ages of 9-14. The camp also features motivational speakers who guide campers through a number of topics including perseverance, dedication to academics and healthy living
- During his time in St. Louis, became heavily involved with the Shriners Hospital for Children and hosted an annual event called Halloween Huddle. During the event, McLeod spent time with hospital patients playing arcade games and riding go-karts

2015 HIGHLIGHTS (WITH ST. LOUIS)

- Started all 16 games at free safety and finished third on the defense with a career-high 106 tackles (73 solo). Also added one inteception, five passes defensed, a career-high three forced fumbles and a fumble recovery which he returned for a touchdown
- Registered a career-high and team-leading 15 tackles in a win vs. TB (12/17)
- Recorded a then-career-high 12 tackles (six solo), his first interception of the season and forced a fumble at Bal. (11/22). Picked off Ravens QB Joe Flacco in the second quarter and forced a fumble in the first quarter when he stripped Ravens WR Jeremy Butler on third down
- Jarred the ball loose from Bears RB Ka'Deem Carey vs. Chi. (11/15), marking his second forced fumble of the season. Teammate Aaron Donald picked up the loose ball and returned it 40 yards to the Chicago 45

23 S | RODNEY McLEOD

McLEOD'S CAREER STATISTICS

			TACKLES					PASS DEFENSE					FUMBLES			DEF SNAPS		ST
Year	Team	GP/GS	Total	Solo	Asst	TFL	Sacks	Int	Yards	Lg	TD	KD	FF	FR	Yards	Played	Pct	T
2012	St. Louis	16/0	0	0	0	NA	0.0	0	0	--	0	0	0	0	0	4	0%	16
2013	St. Louis	16/16	87	68	19	NA	0.0	2	2	2	0	6	2	2	7	1060	100%	3
2014	St. Louis	16/16	96	64	32	NA	0.0	2	1	1	0	5	2	2	9	1025	100%	1
2015	St. Louis	16/16	106	73	33	NA	0.0	1	4	4	0	5	3	1	20	1153	100%	0
Totals		**64/48**	**289**	**205**	**84**	**NA**	**0.0**	**5**	**7**	**4**	**0**	**16**	**7**	**5**	**36**	**---**	**---**	**20**

ADDITIONAL STATISTICS

Special Teams Forced Fumbles: (1) - 1 in 2013 [at Hou. 10/13]

Receptions: (1-21) - 1-21 in 2012

2015 GAME-BY-GAME STATISTICS W/ ST. LOUIS

Date	Opp	W/L	GP/GS	S	A	TT	Sac	Hur	Int	Yds	Lg	KD	FF	FR	Snaps	Pct
Sep 13	Sea	W	1/1	6	3	9	0.0	NA	0	--	--	0	0	0	81	100%
Sep 20	at Was	L	1/1	5	1	6	0.0	NA	0	--	--	0	0	0	72	100%
Sep 27	Pit	L	1/1	5	3	8	0.0	NA	0	--	--	0	0	0	62	98%
Oct 4	at Ari	W	1/1	4	1	5	0.0	NA	0	--	--	0	1	0	73	99%
Oct 11	at GB	L	1/1	3	1	4	0.0	NA	0	--	--	0	0	0	62	100%
Oct 25	Cle	W	1/1	2	3	5	0.0	NA	0	--	--	0	0	1	75	100%
Nov 1	SF	W	1/1	0	2	2	0.0	NA	0	--	--	0	0	0	67	100%
Nov 8	at Min	L	1/1	8	0	8	0.0	NA	0	--	--	0	0	0	72	100%
Nov 15	Chi	L	1/1	5	1	6	0.0	NA	0	--	--	0	1	0	64	99%
Nov 22	at Bal	L	1/1	6	6	12	0.0	NA	1	4	4	0	1	0	77	100%
Nov 29	at Cin	L	1/1	4	1	5	0.0	NA	0	--	--	1	0	0	58	98%
Dec 6	Ari	L	1/1	6	3	9	0.0	NA	0	--	--	0	0	0	84	100%
Dec 13	Det	W	1/1	2	1	3	0.0	NA	0	--	--	0	0	0	71	100%
Dec 17	TB	W	1/1	10	5	15	0.0	NA	0	--	--	1	0	0	81	100%
Dec 27	at Sea	W	1/1	2	0	2	0.0	NA	0	--	--	2	0	0	73	100%
Jan 3	at SF	L	1/1	5	2	7	0.0	NA	0	--	--	1	0	0	81	100%
Totals			**16/16**	**73**	**33**	**106**	**0.0**	**NA**	**1**	**4**	**4**	**5**	**3**	**1**	**1153**	**100%**

CAREER HIGHS

Tackles	15	12/17/15 vs. TB
INTs	1	5x - 11/22/15 at Bal.
PD	2	2x - 12/27/15 at Sea.

TOUCHDOWNS (1)

Touchdown	Date	Opponent (Result)
20-yd Fum. Ret.	10/25/15	vs. Cleveland (W)

2015 HIGHLIGHTS (WITH ST. LOUIS) - Cont.

- Scored the first touchdown of his NFL career when he picked up a loose ball vs. Cle. (10/25) and returned it 20 yards for a score. The touchdown occurred on Cleveland's third play from scrimmage when he scooped up a fumble on the sideline by Browns WR Taylor Gabriel and sprinted untouched into the end zone to give St. Louis an early 7-0 lead
- Notched his first forced fumble of the season in a win at Ari. (10/4) when he stripped WR Larry Fitzgerald in the third quarter. Rams CB Trumaine Johnson recovered the loose ball and five plays later Rams QB Nick Foles connected with WR Stedman Bailey on an 18-yard touchdown to extend St. Louis' lead to 17-9

PERSONAL

- Played defensive back, wide receiver and kick returner in high school at DeMatha Catholic in Hyattsville, MD, for coach Bill McGregor
- Earned second-team all-state and first-team all-conference honors as a senior defensive back in 2007 after intercepting three passes. Also hauled in 24 receptions for 521 yards (21.7 avg.) and eight touchdowns while returning three kicks for scores
- As a junior in 2006, helped lead DeMatha to its fourth straight conference title, intercepting two passes and earning second-team all-conference recognition. On offense that season, snagged 20 passes for 400 yards (20.0 avg.) and seven touchdowns
- Was also a member of the school's 400-meter relay team
- Graduated from UVA with a degree in sociology
- Is the son of Kimberly Holloman and Rodney McLeod. Has five younger siblings
- Has an English Bulldog named Caesar
- Says that his 'Welcome to the NFL' moment occured as a rookie against the Arizona Cardinals. "We ran gunner motion when I was on punt coverage and their safety, Rashad Johnson, started into the box, peeled back and perfectly timed a hit on me. He squared me up good, but I didn't fall down. I remember thinking, 'This is a grown man's league.'
- For more information on McLeod, visit his personal website: **www.rodneymcleod23.com**
- Twitter: **@Rodney_McLeod4**; Instagram**: @rodmcleod4**

23 S | RODNEY McLEOD

2014 HIGHLIGHTS (WITH ST. LOUIS)

- Opened all 16 games at free safety and logged a then-career-high 96 tackles (64 solo), two interceptions, five passes defensed, two forced fumbles and two fumble recoveries
- Tied his season high with nine tackles (five solo), matching a then-single-game career high in the process, and recorded a pass defensed vs. Ari. (12/11)
- Snagged his second interception of the season when he picked off Redskins QB Colt McCoy in the first quarter of a 24-0 win at Was. (12/7). Also forced his second fumble of the season when he stripped Redskins RB Silas Redd in the fourth quarter
- Recovered a fumble for the second straight week when he corralled a loose ball in the third quarter of a win vs. Oak. (11/30)
- Notched seven tackles (five solo) and jumped on a Chargers WR Keenan Allen fumble in the third quarter at SD (11/23), marking his first fumble recovery of the season
- Notched six tackles (all solo) vs. SF (10/13) and stripped 49ers TE Vance McDonald in the first quarter. Rams LB James Laurinaitis fell on the loose ball and four plays later Rams QB Austin Davis connected with TE Lance Kendricks on a 22-yard touchdown to give the Rams a 14-0 lead
- Ended a potential Buccaneers scoring drive when he picked off QB Josh McCown at the Rams 2-yard line in the second quarter of a 19-17 win at TB (9/14). Added five tackles (all solo) in the win
- Led the defense with a then-career-high nine tackles (six solo) vs. Min. (9/7)

2013 HIGHLIGHTS (WITH ST. LOUIS)

- After entering the league as an undrafted free agent in 2012, earned the starting free safety job in his second NFL season and went on to open all 16 games for the Rams. Was voted a special teams captain by his teammates and finished third on the defense with 87 tackles (68 solo). Also logged the first two interceptions of his career while adding a career-high six passes defensed, two fumble recoveries and a forced fumble. Additionally, contributed three tackles and one forced fumble on special teams
- Compiled a then-career-high nine tackles (four solo) and a pass defensed in the season finale at Sea. (12/29)
- Logged five tackles (all solo) and forced his first defensive fumble at Ari. (12/8). Saved a touchdown with the forced fumble, as he stripped Cardinals TE Jim Dray at the goal line after a 17-yard reception and Rams CB Janoris Jenkins jumped on the ball in the end zone for a touchback
- Recorded four tackles (three solo) and helped stop the 49ers in the red zone when he fell on a RB Frank Gore fumble at the Rams 11 in the third quarter at SF (12/1)
- Racked up eight tackles (seven solo) and grabbed his second interception of the season when he picked off McCown in a win vs. Chi. (11/24)
- Notched the first interception of his career when he picked off Titans QB Jake Locker late in the fourth quarter vs. Ten. (11/3)
- Forced a fumble on a third-quarter kickoff return at Hou. (10/13) that was recovered and returned for a touchdown by Rams LB Darren Bates
- Recorded the first fumble recovery of his career when he jumped on a Frank Gore fumble vs. SF (9/26)
- Made his first career start when he opened at free safety in Week 1 vs. Ari. (9/8). Finished the game with five tackles (four solo) and a pass defensed

2012 HIGHLIGHTS (WITH ST. LOUIS)

- Made the opening-day roster after being undrafted out of the University of Virginia and went on to play in all 16 games as a rookie. Saw most of his action on special teams, where he notched a career-high and team-leading 16 tackles
- Saw his first defensive action of the season vs. NYJ (11/18)
- Tallied three special teams tackles at SF (11/11) and caught a 21-yard pass from Rams P Johnny Hekker on a fake punt in the second quarter
- Recorded three special teams tackles in NFL debut at Det. (9/9)

COLLEGE HIGHLIGHTS

- Appeared in 43 games with 31 starts in his four-year career at UVA and totaled 190 tackles (116 solo), including 10 for a loss, six interceptions, 11 passes defensed, three forced fumbles and a fumble receovery
- Earned honorable mention All-ACC honors as a senior in 2011 after starting all 13 games and setting career highs with four interceptions and seven pass breakups
- Tied a single-game school record with three interceptions in a win at Maryland (11/5/11)
- Played in 10 games with nine starts as a junior in 2010, notching 54 tackles (25 solo) and the first two interceptions of his career
- Earned a starting job as a sophomore in 2009, opening all 11 games that he played while finishing fourth on the defense with a career-high 62 tackles (42 solo). Also tallied two forced fumbles, one fumble recovery and two pass breakups
- As a true freshman in 2007, earned the team's Bill Dudley Award for the most outstanding first-year player. Appeared in nine games and logged 17 tackles (15 solo), one sack, a forced fumble and a pass breakup

TRANSACTIONS

2012	Signed by StL as a rookie free agent
4/20/15	Re-signed by StL
3/9/16	Agreed to terms with PHI on a 5-year contract

23 S | RODNEY McLEOD

2012 GAME-BY-GAME STATISTICS W/ RAMS																
Date	**Opp**	**W/L**	**GP/GS**	**S**	**A**	**TT**	**Sac**	**Hur**	**Int**	**Yds**	**Lg**	**KD**	**FF**	**FR**	**Snaps**	**Pct**
Sep 9	at Det	L	1/0	0	0	0	0.0	NA	0	0	--	0	0	0	0	0%
Sep 16	Was	W	1/0	0	0	0	0.0	NA	0	0	--	0	0	0	0	0%
Sep 23	at Chi	L	1/0	0	0	0	0.0	NA	0	0	--	0	0	0	0	0%
Sep 30	Sea	W	1/0	0	0	0	0.0	NA	0	0	--	0	0	0	0	0%
Oct 4	Ari	W	1/0	0	0	0	0.0	NA	0	0	--	0	0	0	0	0%
Oct 14	at Mia	L	1/0	0	0	0	0.0	NA	0	0	--	0	0	0	0	0%
Oct 21	GB	L	1/0	0	0	0	0.0	NA	0	0	--	0	0	0	0	0%
Oct 28	NE	L	1/0	0	0	0	0.0	NA	0	0	--	0	0	0	0	0%
Nov 11	at SF	T	1/0	0	0	0	0.0	NA	0	0	--	0	0	0	0	0%
Nov 18	NYJ	L	1/0	0	0	0	0.0	NA	0	0	--	0	0	0	3	5%
Nov 25	at Ari	W	1/0	0	0	0	0.0	NA	0	0	--	0	0	0	0	0%
Dec 2	SF	W	1/0	0	0	0	0.0	NA	0	0	--	0	0	0	0	0%
Dec 9	at Buf	W	1/0	0	0	0	0.0	NA	0	0	--	0	0	0	1	2%
Dec 16	Min	L	1/0	0	0	0	0.0	NA	0	0	--	0	0	0	0	0%
Dec 23	at TB	W	1/0	0	0	0	0.0	NA	0	0	--	0	0	0	0	0%
Dec 30	at Sea	L	1/0	0	0	0	0.0	NA	0	0	--	0	0	0	0	0%
Totals			**16/0**	**0**	**0**	**0**	**0.0**	**NA**	**0**	**0**	**--**	**0**	**0**	**0**	**4**	**0%**

2013 GAME-BY-GAME STATISTICS W/ RAMS																
Date	**Opp**	**W/L**	**GP/GS**	**S**	**A**	**TT**	**Sac**	**Hur**	**Int**	**Yds**	**Lg**	**KD**	**FF**	**FR**	**Snaps**	**Pct**
Sep 8	Ari	W	1/1	4	1	5	0.0	NA	0	0	--	1	0	0	71	100%
Sep 15	at Atl	L	1/1	6	1	7	0.0	NA	0	0	--	0	0	0	64	100%
Sep 22	at Dal	L	1/1	5	2	7	0.0	NA	0	0	--	1	0	0	62	100%
Sep 26	SF	L	1/1	3	1	4	0.0	NA	0	0	--	0	0	1	69	100%
Oct 6	Jax	W	1/1	3	0	3	0.0	NA	0	0	--	1	0	0	60	100%
Oct 13	at Hou	W	1/1	4	2	6	0.0	NA	0	0	--	0	0	0	76	100%
Oct 20	at Car	L	1/1	2	3	5	0.0	NA	0	0	--	0	0	0	59	100%
Oct 28	Sea	L	1/1	2	1	3	0.0	NA	0	0	--	0	0	0	44	100%
Nov 3	Ten	L	1/1	7	0	7	0.0	NA	1	2	2	0	0	0	62	100%
Nov 10	at Ind	W	1/1	2	0	2	0.0	NA	0	0	--	1	0	0	73	99%
Nov 24	Chi	W	1/1	7	1	8	0.0	NA	1	0	0	1	0	0	76	96%
Dec 1	at SF	L	1/1	3	1	4	0.0	NA	0	0	--	0	0	1	67	100%
Dec 8	at Ari	L	1/1	5	0	5	0.0	NA	0	0	--	0	1	0	68	100%
Dec 15	NO	W	1/1	7	1	8	0.0	NA	0	0	--	0	0	0	85	99%
Dec 22	TB	W	1/1	4	0	4	0.0	NA	0	0	--	0	0	0	59	100%
Dec 29	at Sea	L	1/1	4	5	9	0.0	NA	0	0	--	1	0	0	65	100%
Totals			**16/16**	**68**	**19**	**87**	**0.0**	**NA**	**2**	**2**	**2**	**6**	**1**	**2**	**1060**	100%

23 S | RODNEY McLEOD

2014 GAME-BY-GAME STATISTICS W/ RAMS																
Date	**Opp**	**W/L**	**GP/GS**	**S**	**A**	**TT**	**Sac**	**Hur**	**Int**	**Yds**	**Lg**	**KD**	**FF**	**FR**	**Snaps**	**Pct**
Sep 7	Min	L	1/1	6	3	9	0.0	NA	0	0	--	0	0	0	59	100%
Sep 14	at TB	W	1/1	5	0	5	0.0	NA	1	0	0	0	0	0	57	100%
Sep 21	Dal	L	1/1	4	3	7	0.0	NA	0	0	--	1	0	0	55	98%
Oct 5	at Phi	L	1/1	5	2	7	0.0	NA	0	0	--	1	0	0	73	100%
Oct 13	SF	L	1/1	6	0	6	0.0	NA	0	0	--	0	1	0	63	94%
Oct 19	Sea	W	1/1	3	3	6	0.0	NA	0	0	--	0	0	0	71	100%
Oct 26	at KC	L	1/1	2	4	6	0.0	NA	0	0	--	0	0	0	49	74%
Nov 2	at SF	W	1/1	6	2	8	0.0	NA	0	0	--	0	0	0	65	97%
Nov 9	at Ari	L	1/1	5	3	8	0.0	NA	0	0	--	0	0	0	66	100%
Nov 16	Den	W	1/1	2	1	3	0.0	NA	0	0	--	2	0	0	69	100%
Nov 23	at SD	L	1/1	5	2	7	0.0	NA	0	0	--	0	0	1	63	100%
Nov 30	Oak	W	1/1	1	1	2	0.0	NA	0	0	--	0	0	1	78	100%
Dec 7	at Was	W	1/1	3	0	3	0.0	NA	1	1	1	0	1	0	56	100%
Dec 11	Ari	L	1/1	5	4	9	0.0	NA	0	0	--	1	0	0	68	100%
Dec 21	NYG	L	1/1	2	1	3	0.0	NA	0	0	--	0	0	0	71	100%
Dec 28	at Sea	L	1/1	4	3	7	0.0	NA	0	0	--	0	0	0	62	100%
Totals			**16/16**	**64**	**32**	**96**	**0.0**	**NA**	**2**	**1**	**1**	**5**	**2**	**2**	**1025**	**100%**

51 DE | STEVEN MEANS

VITALS

Height: 6-3
Weight: 263
Date Of Birth: September 16, 1990
Hometown: Buffalo, NY
HS: Grover Cleveland (Buffalo, NY)
College: Buffalo
NFL Experience: 2nd Year
Acquired: PS-Hou-15
Draft Pick: D5-13 (147th overall) by Tampa Bay

UNIVERSITY AT BUFFALO CAREER SACK LEADERBOARD

1. Khalil Mack (2010-13)	28.5
2t. Rich Dadabo (1989-92)	24.0
Vince Canosa (1992-95)	24.0
4. Trevor Scott (2004-07)	19.0
5. Steven Means (2009-12)	18.5

THREE-STEP DROP

Three favorite throwback jerseys: Michael Jordan, Bulls; Barry Sanders, Lions; Lawrence Taylor, NY Giants
Biggest pet peeve: Liars
First job: Burger flipper at McDonald's
Favorite Halloween costume: Dressed up as a cheerleader in college
Bucket list: Establish an enterprise that creates jobs for his family
Nickname: Reese
Person that has left him starstruck: Getting a head nod from Marshawn Lynch during pregame warmups as a rookie with Tampa Bay
Three items needs on deserted island: Water, matches and The Bible
Favorite movie: *God's Not Dead*
Favorite TV shows: *The Walking Dead, The Wire*
Favorite meal: Cereal - Frosted Flakes and Cinnamon Toast Crunch

Originally a fifth-round draft choice of the Tampa Bay Buccaneers in 2013, Steven Means was signed by the Eagles off of the Houston Texans practice squad following Week 13 of the 2015 season. Means appeared in 11 games over his first two seasons with Tampa Bay, recording five tackles as a defensive end in addition to contributing on special teams. A native of Buffalo, NY, Means was a four-year letterman at the University at Buffalo, where he finished his career ranked fourth in school history in sacks with 18.5.

BIRDSEED

- According to Means, the best player he has ever lined up against is current teammate and Eagles LT Jason Peters. In fact, Peters was part of his "welcome to the NFL" moment. As a rookie for the Buccaneers in 2013, Means' performance in a Week 4 matchup against the Cardinals led to increased snaps the following game. It just so happened that the next contest would be against the Eagles and o-line anchor, Peters. Said Means, "I just remember this one play where Jason literally lifted me up in the air and slammed me to the ground. It didn't stop there. He rested his hands on my chest and made sure that my back remained on the grass until the play was over. I was in total shock at the time and just kept thinking that you have to come ready to play on every single down at this level."

PERSONAL

- Most memorable college moment took place in a game against Miami (OH) when he found out that an NFL rep was in attendance to scout him. It was the first time that he realized his NFL dream could come to fruition
- Enjoyed watching some of the game's elite pass rushers including Bruce Smith, Michael Strahan and Lawrence Taylor. Growing up, was a huge fan of his hometown team the Buffalo Bills and QB Doug Flutie
- Currently follows the careers of JJ Watt, Pernell McPhee, Elvis Dumervil, Cliff Avril and college teammate Kahlil Mack
- If he could be one superhero, it would be The Incredible Hulk
- Favorite musical artists include Lil Wayne, T-Pain and Meek Mill
- His all-time favorite meal is chicken and shrimp alfredo. However, fried gator, which some would consider to be a rather unique delicacy, is one of his go-to snacks
- Was an active member in the Tampa Bay community during his two years as a Buccaneer, participating in several team initiatives, including visiting patients at St. Joseph's Children's Hospital and All Children's Hospital, working with local YMCAs and visiting local servicemen and servicewomen at MacDill Air Force Base
- Played high school football at Grover Cleveland (NY) High School, where he was a two-time All-Western New York selection

51 DE | STEVEN MEANS

MEANS' CAREER STATISTICS																	
			TACKLES					PASS DEFENSE					FUMBLES			DEF SNAPS	
Year	Team	GP/GS	Total	Solo	Asst	TFL	Sacks	Int	Yards	Lg	TD	KD	FF	FR	Yards	Played	Pct
2013	Tampa Bay	10/0	5	3	2	0	0.0	0	--	--	0	0	0	0	--	77	12%
2014	Tampa Bay	1/0	1	1	0	0	0.0	0	--	--	0	0	0	0	--	4	6%
2014	Baltimore	0/0	0	0	0	0	0.0	0	--	--	0	0	0	0	--	---	---
	2014 Totals	*1/0*	*1*	*1*	*0*	*0*	*0.0*	*0*	--	--	*0*	*0*	*0*	*0*	--	4	6%
2015	Philadelphia	0/0	0	0	0	0	0	0	--	--	0	0	0	0	--	0	0%
Totals		**11/0**	**6**	**4**	**2**	**0**	**0.0**	**0**	**--**	**--**	**0**	**0**	**0**	**0**	**0**	**---**	**---**
PLAYOFFS																	
2014	Baltimore	0/0	0	0	0	0	0	0	--	--	0	0	0	0	--	0	0%
Totals		**0/0**	**0**	**0**	**0**	**0**	**0**	**0**	**--**	**--**	**0**	**0**	**0**	**0**	**--**	**0**	**0%**

2015 GAME-BY-GAME STATISTICS													
Date	Opp	W/L	GP/GS	S	A	TT	Sac	Hur	KD	FF	FR	Snaps	Pct
SIGNED TO THE TEXANS PRACTICE SQUAD (10/21)													
SIGNED TO THE EAGLES 53-MAN ROSTER (12/8) FROM THE TEXANS PRACTICE SQUAD													
Dec 13	Buf	W	0/0	INACTIVE									
Dec 20	Ari	L	0/0	INACTIVE									
Dec 26	Was	L	0/0	INACTIVE									
Jan 3	at NYG	W	0/0	INACTIVE									
Totals			**0/0**	**0**	**0**	**0**	**0.0**	**0**	**0**	**0**	**0**	**0**	**0%**

PERSONAL - Cont.

- Notched 108 tackles, 20 sacks, five forced fumbles and one interception as a senior in 2007, leading his team to an appearance in the Western New York Harvard Cup
- Son of Steven, Sr. and Gwen Means. Has two younger brothers, Brandon and Cameron
- Earned his degree in sociology

COLLEGE HIGHLIGHTS

- Appeared in 48 games (42 starts) at Buffalo, posting 185 tackles, 29.5 tackles for loss, 18.5 sacks, three forced fumbles, three fumble recoveries and two interceptions, while also blocking five kicks
- Finished his career ranked fourth in Buffalo annals in sacks with 18.5 and tied for 10th in tackles for loss with 29.5
- As a senior in 2012, earned All-MAC second-team honors after posting career highs in tackles (77), tackles for loss (11) and sacks (6.5)
- Notched 33 tackles and 2.5 sacks as a junior in 2011. Also returned an interception for a touchdown
- Collared 50 tackles, a team-leading 4.5 sacks and two forced fumbles as a redshirt sophomore in 2010
- Led the Bulls in sacks (five) as a redshirt freshman in 2009, earning first-team All-Freshman honors from *Phil Steele*
- Redshirted in 2008

TRANSACTIONS

2013	Drafted by TB in 5th round ... signed 4-year contract
9/9/14	Waived by TB
10/7/14	Signed by BAL to the practice squad
12/23/14	Signed by BAL to the active roster
3/9/15	Re-signed by BAL
9/2/15	Waived by BAL
10/21/15	Signed by HOU to the practice squad
12/8/15	Signed by PHI from the HOU practice squad

51 DE | STEVEN MEANS

2013 GAME-BY-GAME STATISTICS													
Date	**Opp**	**W/L**	**GP/GS**	**S**	**A**	**TT**	**Sac**	**Hur**	**KD**	**FF**	**FR**	**Snaps**	**Pct**
Sep 8	at NYJ	L	1/0	0	0	0	0.0	0	0	0	0	0	0%
Sep 15	NO	L	0/0	INACTIVE									
Sep 22	at NE	L	0/0	INACTIVE									
Sep 29	Arz	L	1/0	0	0	0	0.0	1	0	0	0	4	6%
Oct 13	Phi	L	1/0	0	2	2	0.0	1	0	0	0	12	18%
Oct 20	at Atl	L	0/0	INACTIVE									
Oct 24	Car	L	1/0	1	0	1	0.0	0	0	0	0	11	17%
Nov 3	at Sea	L	1/0	0	0	0	0.0	0	0	0	0	6	10%
Nov 11	Mia	W	0/0	INACTIVE									
Nov 17	Atl	W	1/0	0	0	0	0.0	0	0	0	0	0	0%
Nov 24	at Det	W	0/0	INACTIVE									
Dec 1	at Car	L	0/0	INACTIVE									
Dec 8	Buf	W	1/0	0	0	0	0.0	0	0	0	0	11	16%
Dec 15	SF	L	1/0	1	0	1	0.0	0	0	0	0	6	8%
Dec 22	at StL	L	1/0	0	0	0	0.0	0	0	0	0	8	13%
Dec 29	at NO	L	1/0	1	0	1	0.0	0	0	0	0	19	30%
Totals			**10/0**	**3**	**2**	**5**	**0.0**	**2**	**0**	**0**	**0**	**77**	**12%**

2014 GAME-BY-GAME STATISTICS													
Date	**Opp**	**W/L**	**GP/GS**	**S**	**A**	**TT**	**Sac**	**Hur**	**KD**	**FF**	**FR**	**Snaps**	**Pct**
Sep 7	Car	L	1/0	1	0	1	0.0	0	0	0	0	4	6%
WAIVED BY THE BUCCANEERS (9/9)													
SIGNED TO THE RAVENS PRACTICE SQUAD (10/7)													
SIGNED TO THE RAVENS 53-MAN ROSTER (12/23)													
Dec 28	Cle	W	0/0	INACTIVE									
Totals			**1/0**	**1**	**0**	**1**	**0.0**	**0**	**0**	**0**	**0**	**4**	**6%**

31 CB | JALEN MILLS

VITALS

Height: 6-0
Weight: 196
Date Of Birth: April 6, 1994
Hometown: DeSoto, TX
HS: DeSoto
College: LSU
NFL Experience: Rookie
Draft Pick: D7a-16 (233rd overall) by Philadelphia

COLLEGIATE ACCOLADES

2015: *CBS Sports'* 1st-Team All-American
2012: Freshman 1st-Team All-American

THREE-STEP DROP

Favorite meal: Shrimp and rice
First jersey: Allen Iverson black Philadelphia 76ers
Biggest pet peeve: When people tap you in order to get your attention
Players he models his game after: Cardinals S Tyrann Mathieu
First job: Sold a local newspaper door-to-door when he was 14
Former high school teammates: Chicago Bears DB Demontre Hurst
Bucket list: Go on a safari, scuba dive with sharks, travel to Australia, Dubai, Paris
Desired talent: Be a genius. "I would want to be the next Albert Einstein"
Favorite athletes growing up: Allen Iverson, Tracy McGrady, Roy Jones Jr.
Favorite athletes to watch now: Lebron James, Derrick Rose, Usain Bolt and Serena Williams
Favorite book: *The One Year Uncommon Life Daily Challenge* by Tony Dungy
Favorite movies: *Belly, Finding Nemo, Paid in Full, Scarface*
Favorite music: Future, Kodak Black, Lil Uzi Vert, Young Thug

"He's very bright. I think safety is certainly a place he can play. He can also play in coverage. You're looking at a guy who can line up in the slot, or in a season where you get a guy nicked up, he can step up and play corner in a heartbeat."

-LSU Head Coach Les Miles

An experienced defensive back who was a four-year starter at LSU, Jalen Mills was selected by the Eagles in the seventh round of the 2016 NFL Draft. The 2015 first-team All-America honoree finished his Tigers career with 216 tackles, eight tackles for loss, six interceptions and four sacks in 46 games (45 starts).

BIRDSEED

- Roomed with Tampa Bay Buccaneers LB Kwon Alexander all throughout college and considers him one of his closest friends to this day. Helped Alexander with his football camp in Anniston, AL, during the 2016 offseason
- Volunteered his time to the Big Buddy Program while in college at LSU. As a part of the program, went to local elementary schools, gave kids a tour of the LSU athletic facility and took them to a local water park
- Uses yoga as a training tool for football. "You have to balance the highs and lows and be able to control different parts of your body when you are in certain situations. It translates to game situations"
- A big soccer fan to this day, Mills played left midfield and left forward in high school. Attended the COPA America Centenario games at Lincoln Financial Field in the 2016 offseason and says if he could play any other sport he would be a forward for the U.S. national team. His favorite soccer players are Cristiano Ronaldo and Lionel Messi

COLLEGE HIGHLIGHTS

- Played in seven games as a senior in 2015 after breaking his ankle in the preseason. Was a first-team All-America selection by *CBS Sports* after finishing the season with 30 tackles, one sack and three pass breakups
- Started 12 games at safety and one at nickelback as a junior in 2014, and tallied 62 tackles, three tackles for loss, one interception and five pass breakups
- Picked up 67 tackles, three sacks and three interceptions over his 13 starts as a sophomore in 2013. His interception total tied for the team lead
- Earned 2012 Freshman first-team All-America honors after starting all 13 games at CB and finishing fourth on the team with 57 total tackles, while adding two interceptions and five pass breakups

31 CB | JALEN MILLS

MILLS' CAREER STATISTICS												
			TACKLES					PASS DEFENSE				
Year	Team	GP/GS	Total	Solo	Asst	TFL	Sacks	Int	Yards	Lg	TD	KD
2012	LSU	13/13	57	38	19	0.0	0.0	2	18	14	0	5
2013	LSU	13/13	67	45	22	4.0	3.0	3	-6	0	0	3
2014	LSU	13/13	62	26	36	3.0	0.0	1	0	0	0	5
2015	LSU	7/6	30	25	5	1.0	1.0	0	0	--	0	3
Totals		**46/45**	**216**	**134**	**82**	**8.0**	**4.0**	**6**	**12**	**14**	**0**	**16**

PERSONAL

- Spent one season at DeSoto (TX) High School and helped lead his team to a 10-2 record as a senior, after transferring from Lancaster High School
- Began playing football when he was 12 as a defensive end for the Oak Cliff Titans. Moved to WR and QB before switching to the secondary as a junior in high school
- Mother is Kisa Mills. Has an older brother, Jaquan
- Has one dog: a Morkie named Baby
- Majored in sports administration at LSU. Has one semester left and plans on completing his degree following his rookie year
- Twitter: **@Mills_Island**; Instagram: **@thereal_jmills**

TRANSACTIONS

2016 Drafted by PHI in 7th round ... signed 4-year contract

71 T | JASON PETERS

VITALS

Height: 6-4
Weight: 328
Date Of Birth: January 22, 1982
Hometown: Queen City, TX
HS: Queen City
College: Arkansas
NFL Experience: 13th Year
Acquired: Trade-Buffalo (2009)
Draft Pick: Undrafted

PRO BOWLS BY EAGLES TACKLES

Jason Peters	6
Bob Brown	3
Frank Kilroy	3
Tra Thomas	3

MOST PRO BOWLS EAGLES HISTORY

Chuck Bednarik	8
Reggie White	7
Brian Dawkins	7
Donovan McNabb	6
Jason Peters	6
Pete Pihos	6

THREE-STEP DROP

First jersey owned: Shaquille O'Neal, Orlando Magic
Funniest Eagles: Donnie Jones and Jon Dorenbos
First job: Working the grill at Wendy's in Atlanta, TX. "After practice, I would ride three miles on my bike to work and made $140/week"
If he could play another sport, what postion/team: Pitcher, N.Y. Yankees
Best player ever lined up against: Dwight Freeney. "He'll change the whole game around if you can't block him"
Talent he'd like to have: To be an engineer for Microsoft and invent something as impactful as the Internet

Pro Bowls: 2008, '09, '10, '11, '12, '14, '15, '16

"To get a big guy playing tackle that can pass protect like he does and work his way down the field, God didn't create many people like him."

- NBC Sunday Night Football analyst Cris Collinsworth

In 2000, he was a redshirt defensive lineman in college, laboring on Arkansas' scout team. In 2004, he was a rookie free agent tight end just looking for playing time in Buffalo. Now, he is a eight-time Pro Bowl and six-time All-Pro offensive tackle who is building his resume for a spot in the Pro Football Hall of Fame. In between is the remarkable story of Jason Peters, who is regarded by many experts as the best left tackle in the game, and who has anchored the Eagles offensive line since being acquired in a trade from Buffalo in 2009. Peters was rewarded with a five-year contract following the 2013 season that will keep the tackle in Philadelphia through 2018.

CAREER HIGHLIGHTS

- With his eighth Pro Bowl selection and sixth as an Eagle in 2015, Peters has garnered the second-most Pro Bowl nods by an offensive lineman in team history behind Chuck Bednarik (eight), who did so as a two-way player at center and linebacker
- Earned Pro Bowl honors in five consecutive seasons (2007-11) and All-Pro honors following the 2007, '08, '10, '11, '13 and '14 campaigns
- Joined Frank "Bucko" Kilroy (1953-55) as the only two offensive linemen in franchise history to earn a Pro Bowl berth in three consecutive years
- Since Peters' first Pro Bowl selection in 2007, only Cleveland's Joe Thomas (eight) has been selected to as many Pro Bowls as a tackle
- Has two career touchdowns: Blocked a punt and recovered it in the end zone (12/19/04 at Cin.) and caught J.P. Losman's first career TD pass (9/11/05 vs. Hou.)

PETERS' CAREER SERVICE

Regular Season			Playoffs		
Year	Team	GP/GS	Year	Team	GP/GS
2004	Buffalo	5/1	2009	Philadelphia	1/1
2005	Buffalo	16/10	2010	Philadelphia	1/1
2006	Buffalo	16/16	2013	Philadelphia	1/1
2007	Buffalo	15/15	**Totals**		**3/3**
2008	Buffalo	13/13			
2009	Philadelphia	15/15			
2010	Philadelphia	13/13			
2011	Philadelphia	14/14			
2012	Philadelphia	0/0			
2013	Philadelphia	16/16			
2014	Philadelphia	16/16			
2015	Philadelphia	14/14			
Totals		**153/143**			

Starts by position: **2004:** 1 at TE, **2005:** 1 at TE, 9 at RT, **2006:** 7 at RT, 9 at LT, **2007:** 15 at LT, **2008:** 13 at LT, **2009:** 15 at LT (1 at LT in playoffs), **2010:** 13 at LT (1 at LT in playoffs), **2011:** 14 at LT, **2013:** 16 at LT (1 at LT in playoffs), **2014:** 16 at LT; **2015:** 14 at LT

First NFL game: 11/14/04 at NE

First NFL start: 12/19/04 at Cin.

71 T | JASON PETERS

"I just don't see Peters in any trouble ever in pass protection. He's better than everybody he blocks every week. He's a great run blocker and he is outstanding pass protection." **- ESPN analyst Jon Gruden**

BRAND JORDAN

Peters started a collection of Jordans in 2006 and now has a collection of over 2,500 that he neatly displays in one closet in his home. His personal favorites are the "black and red 13's"

BIRDSEED

- Originally signed with the Buffalo Bills in 2004 as a rookie free agent tight end with a signing bonus of $5,000. Peters went undrafted despite an impressive workout at the NFL Scouting Combine, including a 4.8 time in the 40-yard dash. Credits the draft-day snub with giving him extra motivation
- Credits former Bills coach Mike Mularkey for his career-changing switch from tight end to tackle in 2005. "Offensive line was one of our weak points and I remember wanting to get on the field any way I could. Coach Mularkey told me about it and Mouse (O-line coach Jim McNally) and I got to work."
- Was once taken out of a baseball game as a 9-year old after the umpire and opposing coach were convinced he was too old to play. "I struck out 9 batters in the first three innings. My mother had to go home and get my birth certificate before I was allowed back in the game. After I did, I hit a home run."

PERSONAL

- Single and resides in South Jersey and in Atlanta, TX. Has a son, Jayshaun, who plays football, baseball, and basketball. "He's 12 years old and he made the all-star team in all three sports," said his proud father
- Mother Teledeo (pronounced Toledo) Simington and stepfather Ivory Simington. Has two sisters, Ivy and Chrissy
- Jason is quick to name his mother as the hero in his life, "My mom means everything to me. I definitely wouldn't be where I am today without her. She worked multiple jobs so she could provide for us. In the last year or so she lost over 100 pounds before undergoing two knee replacement surgeries. Now she's doing so much better. She continues to be such a big inspiration to me"
- Attended Queen City (TX) High School, earning All-District and All-Area honors as a defensive end. Also lettered in basketball, averaging 18.4 points per game to garner All-District and All-Area honors
- Owns anywhere from 10-15 cars and loves taking the time to get dirty under the hood to fix them up. His prized possession, though, is a PS Freightliner. "I use it to tow my camper and my other cars. I taught myself how to drive it."
- Lists dominoes, fishing, camping in Texas and DJing as hobbies. Also took up golf a few offseasons ago
- Favorite teams/athletes growing up: Buffalo Bills, Texas Rangers and Bruce Smith
- Began playing football as a 10-year-old offensive and defensive lineman for the Queen City Bulldogs
- An avid fisherman, Peters' most memorable catch was a 14-pound bass from a boat on a lake in Arkansas. "Me and about eight of my teammates would fish all the time in college. As soon as we got done with practice, we would go."
- Interested in starting his own clothing line
- Majored in vocational education
- Full name: Jason Raynard Peters

2014 HIGHLIGHTS

- Named second-team All-Pro by *The Associated Press*
- Garnered All-NFC honors from the Pro Football Writers of America
- Earned his seventh trip to the Pro Bowl and is the first offensive tackle in team history to earn five-plus Pro Bowl selections. Since earning his first bid in 2007, the only offensive tackle with more Pro Bowl selections is Cleveland's Joe Thomas (eight)
- Named to the USA Football All-Fundamentals team, an annual team comprised of 26 NFL players who exhibit exemplary football techniques for young players to emulate
- Helped the Eagles generate 6,348 total yards of offense: the fifth-most in the NFL. Also paved the way for LeSean McCoy, who ranked third in the NFL with 1,319 rushing yards

2013 HIGHLIGHTS

- Earned first-team All-Pro honors for the second time and garnered his sixth Pro Bowl selection after starting all 16 games
- Was part of an offensive line that helped block for the NFL's leading rusher, LeSean McCoy, who finished with a franchise-best 1,607 rushing yards
- Helped the Eagles set a team record with 442 points scored (broken in 2014) and 6,676 total net yards

2011 HIGHLIGHTS

- Earned first-team All-Pro honors for the first time in his career. Also earned his fifth straight Pro Bowl selection after starting 14 games at left tackle
- Tabbed as a *Pro Football Weekly*/PFWA All-NFL performer
- Was part of an offensive line that received the Madden Protector Award at NYG (11/20) and vs. Dal. (10/30). This award is given each week of the regular season to the NFL's top performing offensive line and recognizes the fundamental role offensive linemen play in their teams' success

2010 HIGHLIGHTS

- Voted as a second-team All-Pro by the *Associated Press*
- Was selected to participate as a starter in the 2010 Pro Bowl making it his fourth consecutive appearance
- Helped the Eagles set a then-team record with 439 points scored and a then-team record 6,230 total net yards

2009 HIGHLIGHTS

- Earned his third consecutive Pro Bowl berth
- Part of an offense that set a then-team record 429 points and, at the time, logged the third most yardage in team history

71 T | JASON PETERS

CUSTOM WHEELS

Peters owns a business in Shreveport, LA, named Greedy Boy Customs. "We do custom car work or on really anything with wheels," said Peters. "We've actually done work on a few golf carts." ... Thanks to his grandfather, Dallas Wiggins, buying and restoring cars has been a passion in Jason's life. "He used to take all these old cars and fix them up. When I was little, I was always hanging around watching him and my uncle, and I got hooked."

2008 HIGHLIGHTS (WITH BUFFALO)

- Part of an offensive line that blocked for 1,092 rushing yards (136.5 per game) in the final eight games of the season
- Team compiled 100 yards of rushing or more in eight of his 13 starts, including a season-best 187 at NYJ (12/14)
- Was granted a two-game roster exemption after reporting to the team on 9/6, starting his first game of the season at Jax. (9/14)

2007 HIGHLIGHTS (WITH BUFFALO)

- Garnered Pro Bowl honors for the first time in his career; did not attend the game due to injury
- Became the first Bills offensive lineman to make the Pro Bowl since Ruben Brown in 2003
- Was part of an offensive line that allowed just 26 sacks, the fewest by a Buffalo team since sacks became an official stat in 1982
- Helped lead the way for 224 rushing yards vs. Mia. (12/9), including two 100-yard rushers (Marshawn Lynch and Fred Jackson). It was the first time since 1996 that the Bills had two backs rush for over 100 yards in the same game
- Anchored an offensive line that tied a team record by not allowing a sack in three consecutive games at Was. (12/2), vs. Mia. (12/9) and at Cle. (12/16)

2006 HIGHLIGHTS (WITH BUFFALO)

- Started the first seven games of the season at RT, switching to LT for the final nine games
- Was named to Peter King's SI.com All-Pro team
- Made his first start at LT vs. GB (11/5)

2005 HIGHLIGHTS (WITH BUFFALO)

- Started the final nine games of the season at RT, developing into one of the team's most dominating linemen
- Saw action at TE and on special teams early in the season, notching five special teams tackles
- Made his first NFL start at RT at NE (10/30)
- Caught his first career TD from J.P. Losman vs. Hou. (9/11)

2004 HIGHLIGHTS (WITH BUFFALO)

- Saw action at both tight end and offensive tackle
- Started his first career NFL game when the team opened up in a two-TE set at Cin. (12/19). Also blocked a punt and recovered it in the end zone for a TD
- Totaled two special teams tackles and recovered a fumble on kickoff coverage vs. StL. (11/21)
- Made his NFL debut at NE (11/14) after being signed to the 53-man roster from the practice squad on 11/12

COLLEGE HIGHLIGHTS

- Left Arkansas after his junior season after playing in a total of 36 games and catching 28 passes for 300 yards and four TDs as a tight end
- In 2003, earned All-SEC second team honors after starting every game at TE and ranking third on the team with 21 receptions for 218 yards and four TDs
- Played in 13 games (12 starts) as a tight end in 2002, finishing the season with four receptions for 37 yards
- In 2001, played in 10 games (three starts). He spent the first half of the season as a reserve defensive end and tackle, moving to tight end for the Auburn contest
- Redshirted in 2000, spending the season as a scout team defensive lineman

INJURY HISTORY

- Sustained a quad injury at GB (11/10/13) and was sidelined for the remainder of the game
- Placed on the Reserve/Non-Football Injury list on 8/27/12 after suffering a ruptured Achilles tendon in the offseason
- Underwent successful surgery on 4/3/12 after suffering a ruptured Achilles tendon while training in Texas on 3/27/12
- Was inactive at Was. (10/16/11) and at Buf. (10/9/11) with a hamstring injury suffered in the fourth quarter vs. SF (10/2)

INJURY HISTORY - Cont.

- Was inactive vs. Atl. (10/17/10) and at Ten. (10/24/10) after undergoing successful arthroscopic knee surgery on 10/14/10 following left knee injury suffered in the first quarter at SF (10/10).
- Suffered a shoulder and head injury in the second quarter at Atl. (12/6/09) and was sidelined for the remainder of the game
- Was rendered inactive at SD (11/15/09) with an ankle sprain
- Suffered an ankle sprain in the first quarter vs. Dal. (11/8/09)
- Suffered a left knee contusion and ankle sprain in the first quarter at Oak. (10/18/09) and was sidelined for the rest of the game
- Suffered a groin injury vs. NYG (12/23/07) and missed the season finale at Phi. (12/30/07)

TRANSACTIONS

2004	Signed by BUF as a rookie free agent
9/1/04	Released by BUF
9/7/04	Signed by BUF to the practice squad
11/13/04	Signed by BUF from the practice squad to active roster
7/14/06	Signed by BUF to 5-year contract extension thru 2010
4/17/09	Traded from BUF to PHI for a 1st round draft pick in 2009, a 4th round pick in 2009 and a 6th round pick in 2010 ... signed by PHI to a 6-year contract thru 2014
8/27/12	Placed on Reserve/Non-Football Injury list (Achilles)
2/26/14	Signed by PHI to a 5-year contract through 2018

73 G | ISAAC SEUMALO

VITALS

Height: 6-4
Weight: 303
Date Of Birth: October 29, 1993
Hometown: Corvallis, OR
HS: Corvallis
College: Oregon State
NFL Experience: Rookie
Draft Pick: D3-16 (79th overall) by Philadelphia

DID YOU KNOW?

Isaac's father, Joe Seumalo, was teammates with Eagles Head Coach Doug Pederson when the two played for the Rhein Fire of NFL Europe in 1995.

COLLEGE ACCOLADES

2015: All-Pac-12 Honorable Mention
Pac-12 All-Academic First Team
2013: All-Pac-12 Second Team
Pac-12 All-Academic First Team
Capital One Academic All-District
2012: All-Pac-12 Honorable Mention
Phil Steele Freshman All-America

THREE-STEP DROP

Family ties: Is the son of Joe Seumalo, who played college football at Hawaii and is now the D-line coach at Arizona State. Joe played professionaly in NFL Europe and the CFL
Players he models his game after: Falcons C Alex Mack, G Andy Levitre
Favorite moment as a sports fan: Hawaii's run to the 2008 Sugar Bowl
If he could play another sport: Ping pong
First job growing up: Would get up at 3 a.m. to deliver newspapers in the neighborhood
Favorite meal: Any Hawaiian dish
Favorite TV show: Big fan of *It's Always Sunny in Philadelphia*. "If I could meet those guys, that'd be crazy."

"He's a guy who can play all five positions...He's incredibly smart, the son of a coach, and someone we had targeted all along...The tape separated him for us. When you watch the tape, [he has the] ability to play at the point of attack and to play in space. [He's an] intelligent guy."

-Eagles Executive V.P. of Football Operations Howie Roseman

A versatile offensive lineman out of Oregon State, Isaac Seumalo was drafted by the Philadelphia Eagles in the third round of the 2016 NFL Draft. Seumalo (pronounced Say-u-mah-low), made 37 starts for the Beavers during his career, opening 23 contests at center, nine at right guard, three at left tackle and two at right tackle. A standout at Corvallis (OR) High School, Seumalo was rated as the No. 2 offensive lineman in the nation by *SuperPrep*.

BIRDSEED

- Numerous members of the Seumalo family have ties to Oregon State athletics. Isaac's brother, Andrew, is currently a grad assistant for the Beavers and played defensive tackle for OSU from 2009-2012. Isaac and Andrew teamed up for one season when Isaac was a freshman and Andrew was a senior. The lone daughter in the family, Isaac's sister Jessi plays volleyball for the Beavers. The family tree ties to OSU start with Isaac's father, Joe, who coached football at OSU and is currently the defensive line coach at Arizona State
- A former defensive lineman at Hawai'i, Joe Seumalo enjoyed a professional playing career for the Calgary Stampeders, Ottawa Roughriders and the Edmonton Eskimos of the CFL, and the Rhein Fire of NFL Europe

COLLEGE HIGHLIGHTS

- Made 37 career starts at Oregon State, opening contests at every position on the offensive line except for left guard
- Sat out the 2014 season while recovering from a foot injury, but returned to the field as a redshirt junior in 2015 and went on to start all 12 games for the Beavers (nine at RG, three at LT). Prior to the season, was named to the Outland Trophy and Rotary Lombardi Award watch lists and finished the year with All-Pac-12 Honorable Mention and Pac-12 All-Academic First team honors
- Started 10 games at center and two games at RT as a sophomore in 2013, earning Pac-12 All-Conference Second Team honors, while also being named to the Capital One Academic All-District team and the Pac-12 All-Academic First Team
- In 2012, became the first freshman starting center for Oregon State since Roger Levasa in 1978. Was just one of two true freshmen in the country to start their team's season opener at center. Earned All-Pac-12 honorable mention and was named Freshman All-America by *Phil Steele* and *CBSSports.com*

73 G | ISAAC SEUMALO

PERSONAL

- Was rated a four-star prospect by *Rivals.com* and the the No. 2 offensive lineman in the country by *SuperPrep* after playing both offensive and defensive line at Corvallis (OR) High School
- In both his junior and senior seasons, was named 5A First-Team All-State as both an offensive and defensive lineman. Notched 94 tackles and nine sacks as a senior and was named the offensive line MVP of the 2011 Stanford Nike Camp. Was also an Under Armour and ESPN All-American
- Son of Joe and Karen Seumalo. Has three brothers, Andrew, Levi and Noah, and a sister, Jessi
- Majored in business administration

TRANSACTIONS

2016 Drafted by PHI in 3rd round ... signed 4-year contract

SEUMALO'S COLLEGE SERVICE

Regular Season		
Year	**Team**	**GP/GS**
2012	Oregon State	13/13
2013	Oregon State	12/12
2015	Oregon State	12/12
Totals		**37/37**

Starts by position: **2012:** 13 at C; **2013:** 10 C, 2 at RT; **2015:** 9 at RG, 3 at LT

28 RB | WENDELL SMALLWOOD

VITALS

Height: 5-10
Weight: 208
Date Of Birth: January 20, 1994
Hometown: Elkton, MD
HS: Eastern Christian Academy (Elkton, MD)
College: West Virginia
NFL Experience: Rookie
Draft Pick: D5a-16 (153rd overall) by Philadelphia

WEST VIRGINIA SINGLE-SEASON RUSHING YARDS

1. Steve Slaton (2006)	1,744
2. Avon Cobourne (2002)	1,710
3. Amos Zereoue (1997)	1,589
4. Wendell Smallwood (2015)	1,519

THREE-STEP DROP

In any other sport, what position would you play and what team: Shooting guard for the Philadelphia 76ers
Player he tries to model his game after: Marshall Faulk
Pre-game ritual: Make myself throw up. "I don't like anything in me"
Three favorite throwback jerseys: Brian Westbrook, Eagles; Michael Vick, Falcons; Michael Jordan, North Carolina
Biggest Pet Peeve: The sound of a chalkboard
Favorite TV show: *Martin*
First Job: Counselor at the YMCA
Favorite quote: "Do you not know that in a race all the runners run, but only one gets the prize? Run in such a way as to get the prize" - Corinthians 9:24

"Here is a guy I think can be explosive; has shown some explosiveness. I really like the fact how he catches the football out of the backfield. I think that is something that is just a gift that he has. He's a natural; a natural pass catcher."
-Eagles head coach Doug Pederson

A native of nearby Wilmington, DE, and a fan of the Eagles during his childhood, Wendell Smallwood joined his hometown team after being selected in the 5th round of the 2016 draft from West Virginia. In 2015, Smallwood was named WVU's offensive player of the year and earned All-Big 12 second-team honors after setting career highs with 1,519 yards and 12 touchdowns on 238 carries (6.4 avg.).

BIRDSEED

- Grew up a fan of the Eagles in nearby Wilmington. One of his favorite games he attended was the Eagles-Packers playoff game on January 11, 2004 when he witnessed the Eagles' 4th and 26 conversion that led to a comeback win in overtime. His favorite Eagle all-time was Duce Staley, who now serves as his position coach. "I was star-struck at the combine after meeting him. I even asked for a picture with him"

COLLEGE HIGHLIGHTS

- Appeared in 38 games with 22 starts for the West Virginia Mountaineers and finished his three-year college career with 425 carries for 2,462 yards (5.8) and 12 touchdowns. Despite playing just three seasons, finished his career ranked ninth all time on the school's rushing list
- Compiled 68 career receptions for 618 yards (9.1 avg.), finishing fifth all-time among running backs in school history in both receptions and yards
- Enjoyed a breakout year as a junior in 2015 and was named West Virginia's offensive player of the year after leading the Big 12 in rushing yards with the fourth-highest single-season rushing total in school history (1,519). Was also named second-team All-Big 12 by the *Associated Press*
- Played in 13 games with nine starts as a sophomore in 2014 and finished the season with 722 yards and two scores on 148 carries (4.9 avg.). His 31 receptions tied for the fifth-most in a single season by a running back in West Virginia annals
- As a freshman in 2013, played in 12 games and rushed 39 times for 221 yards (5.7 avg.) and one score. As a kick returner, racked up 541 yards on 30 returns (18.3 avg.)

PERSONAL

- Son of Nichelle Barber and Wendell Smallwood. He has a pit bull named Prince
- Played his first three high school seasons at Red Lion Christian Academy in Bear, DE, before finishing high school at Eastern Christian Academy in Elkton, MD
- Began playing football as a fullback and guard for the Claymont (DE) Falcons as a seven-year old

28 RB | WENDELL SMALLWOOD

PERSONAL - Cont.

- Names fishing as his primary hobby
- Grew up a fan of all the Philadelphia pro teams as well as Floyd Mayweather
- Majored in criminology at West Virginia with a minor in communications
- Twitter: **@WSmallwood28**

SMALLWOOD'S CAREER STATISTICS

			RUSHING					RECEIVING					
Year	**Team**	**GP/GS**	**Att**	**Yds**	**Avg**	**Lg**	**TD**	**No**	**Yds**	**Avg**	**Lg**	**TD**	**TYS**
2013	West Virginia	12/1	39	221	5.7	38	1	11	132	12.0	30	0	353
2014	West Virginia	13/9	148	722	4.9	35	2	31	326	10.5	50	0	1048
2015	West Virginia	13/12	238	1519	6.4	52	9	26	160	6.2	15	0	1679
Totals		**38/22**	**425**	**2462**	**5.8**	**52**	**12**	**68**	**618**	**9.1**	**50**	**0**	**3080**

ADDITIONAL CAREER STATISTICS

Kick Returns: 2013 (30-541-38lg), 2014 (1-9-9lg)

90 DE | MARCUS SMITH

VITALS

Height: 6-3
Weight: 251
Date Of Birth: March 31, 1992
Hometown: Columbus, GA
HS: Hardaway (Columbus, GA)
College: Louisville
NFL Experience: 3rd Year
Draft Pick: D1-14 (26th overall) by Philadelphia

LOUISVILLE RANKINGS

SINGLE-SEASON SACKS

1. Elvis Dumervil (2005)	20.5
2. Joe Johnson (1993)	17
3. Dewayne White (2001)	15
4. Marcus Smith (2013)	14.5

CAREER SACKS

5. Mike Flores (1987-90)	27
6. Joe Johnson (1991-93)	25
7. Marcus Smith (2010-13)	24

HONORS AND AWARDS

COLLEGIATE

1st-team All-American	2013
AAC Def. POY	2013
1st-team All-AAC	2013

THREE-STEP DROP

If he could play another sport, what team/position: SG, Atlanta Hawks
Three favorite throwback jerseys: Michael Vick, red Falcons jersey; Michael Jordan, red Bulls #45 jersey; Michael Jordan, Wizards
Biggest pet peeve: Being ignored
Left starstruck: After meeting Jay-Z at the 2014 Made In America Festival
Three items needed on deserted island: Bible, food and water
If he could be any superhero, he would be: The Flash
Nicknames: Duce, Big Marcus and Money Marc
A unique favorite meal: An egg and bacon breakfast sandwich with mayonnaise
Favorite movie: *Bad Boys II*
Favorite TV shows: *Fresh Prince of Bel Air* and *Martin*
Favorite musical artists: LeCrae, J. Cole, Jay-Z, Kanye West
Favorite Philly restaurants: Prime Stache and Marathon
Favorite hometown restaurants: J.R. Crickets and Zaxby's

"He's an outstanding person with great character and an unbelievable young man, and that's why I feel like he's only going to get better and better, because he's going to be willing to learn, and he's one of those guys who will put the time in."

- Former Louisville Head Coach Charlie Strong

The Eagles first-round draft choice in 2014, Marcus Smith transformed himself from a dual-threat high school quarterback to the AAC Defensive Player of the Year as a senior linebacker at Louisville. A native of Columbus, GA, the long-armed and athletic Smith garnered *USA Today* second-team All-America honors in 2013 after amassing 14.5 sacks. Originally recruited to Louisville as a quarterback, Smith made the switch to the defensive side of the ball as a freshman and went on to finish seventh in school history with 24 career sacks.

BIRDSEED

- Volunteers his time to the M2 Foundation, a charity organization that supports the sustainable transformation of individuals and the community through the advocacy of mindful-living. Smith specifically focuses his efforts on single mothers, as his sister is a single mom of three children. Follows in the footsteps of former NFL RB Warrick Dunn who also assists single-parent families through his Warrick Dunn Charities organization
- While attending a T.I. performance in Atlanta, Smith ran into a casting director who initiatied an unprompted conversation about movie auditions. After getting some information on the process, Smith inquired about a role in the 2016 film, *Barbershop 3*. Smith auditioned for the part and ultimately landed it, but later declined the offer so that he could stay in Philly for the weeks leading up to OTAs. Would like to pursue another movie role at some point given his positive experience during the audition period

2015 HIGHLIGHTS

- Sacked Giants QB Eli Manning for a 5-yard loss at NYG (1/3), giving him his second sack in three games
- Registered a half sack of Cardinals QB Carson Palmer vs. Ari. (12/20), notching his first-career QB takedown

PERSONAL

- Has spent some of his offseasons working out with Aaron Donald, Colin Kaepernick, Martellus Bennett and Bud Dupree
- Favorite personal sports moment was when he threw a game-winning, 65-yard TD at the buzzer on a trick play against Jones County High School
- Fondly looks back on a number of Philadelphia sports memories while growing up in Columbus, GA. The two that he particularly remembers are the Sixers NBA Finals run in 2000-01 and the Eagles Super Bowl XXXIX appearance

90 DE | MARCUS SMITH

SMITH'S CAREER STATISTICS																		
			TACKLES					PASS DEFENSE					FUMBLES			DEF SNAPS		ST
Year	Team	GP/GS	Total	Solo	Asst	TFL	Sacks	Int	Yards	Lg	TD	KD	FF	FR	Yards	Played	Pct	T
2014	Philadelphia	8/0	1	0	1	0.0	0.0	0	0	0	0	0	0	0	0	68	6%	0
2015	Philadelphia	13/0	7	2	5	1.5	1.5	0	0	0	0	0	0	0	0	126	10%	3
Totals		**21/0**	**8**	**2**	**6**	**1.5**	**1.5**	**0**	**0**	**0**	**0**	**0**	**0**	**0**	**0**	**---**	**---**	**3**

2015 GAME-BY-GAME STATISTICS																
Date	Opp	W/L	GP/GS	S	A	TT	Sac	Hur	Int	Yds	Lg	KD	FF	FR	Snaps	Pct
Sep 14	at Atl	L	0/0	INACTIVE												
Sep 20	Dal	L	0/0	INACTIVE												
Sep 27	at NYJ	W	1/0	0	0	0	0.0	0	0	0	0	0	0	0	0	0%
Oct 4	at Was	L	0/0	INACTIVE												
Oct 11	NO	W	1/0	0	1	1	0.0	0	0	0	0	0	0	0	22	32%
Oct 19	NYG	W	1/0	0	0	0	0.0	0	0	0	0	0	0	0	11	16%
Oct 25	at Car	L	1/0	0	0	0	0.0	0	0	0	0	0	0	0	3	5%
Nov 8	at Dal	W	1/0	0	0	0	0.0	0	0	0	0	0	0	0	0	0%
Nov 15	Mia	L	1/0	0	0	0	0.0	0	0	0	0	0	0	0	5	7%
Nov 22	TB	L	1/0	0	0	0	0.0	0	0	0	0	0	0	0	12	15%
Nov 26	at Det	L	1/0	0	0	0	0.0	0	0	0	0	0	0	0	13	18%
Dec 6	at NE	W	1/0	0	0	0	0.0	0	0	0	0	0	0	0	10	11%
Dec 13	Buf	W	1/0	0	1	1	0.0	0	0	0	0	0	0	0	4	5%
Dec 20	Ari	L	1/0	1	2	3	0.5	0	0	0	0	0	0	0	11	14%
Dec 26	Was	L	1/0	0	0	0	0.0	0	0	0	0	0	0	0	0	0%
Jan 3	at NYG	W	1/0	1	1	2	1.0	2	0	0	0	0	0	0	35	42%
Totals			**13/0**	**2**	**5**	**7**	**1.5**	**2**	**0**	**0**	**0**	**0**	**0**	**0**	**126**	**10%**

PERSONAL - Cont.

- Chose to attend Louisville because of then-head coach Charlie Strong. After leaving his post at Florida in 2009 as the program's defensive coordinator, Strong made it a point to recruit Smith after accepting the head coaching position at Louisville
- Claims that O-linemen Trent Williams and Jonathan Cooper have been the best players he has lined up against
- Follows some of the game's top pass rushers, including Connor Barwin, Von Miller, Kahlil Mack, DeMarcus Ware, Clay Matthews, Bruce Irvin, Michael Bennett and Cliff Avril. Grew up watching the likes of Michael Jordan, Michael Vick and Vince Young
- As a standout basketball player, was on the same AAU team as Steelers LB Jarvis Jones. In fact, all five starters on the squad went on to play football for Divison-I schools
- Played quarterback at Hardaway (GA) High School where he was selected to the 2009 AAA All-Region second team as a quarterback, throwing for more than 1,800 yards and 14 touchdowns. Added 227 yards and four touchdowns on the ground
- Son of Marcus Smith, Sr. and Elba Wilson. Marcus works in the maintenence department at Kodak and Elba works in customer service for both Kudzu and The Game. His mother was a student-athlete at Walter State College, who played point guard for the school's basketball team
- Has an older sister, Jasmine
- Earned his degree in communications
- Follow Marcus on Twitter: **@MoneyMarcc91**

THE RIGHT SWITCH

Since he was five years old, Marcus Smith played one position - quarterback. "I was a dual threat growing up," said Marcus. "I never played anything else." Shortly after going to Louisville, the coaches approached him about switching over to defense. In just the fourth year of his life playing defense, Marcus erupted his senior season as he racked up 14.5 sacks en route to being named the AAC Defensive Player of the Year. "I've always been a team guy, do whatever the team needs me to do. It was the best decision I ever made."

2014 HIGHLIGHTS

- Saw his first action as a pro vs. Was. (9/21), appearing on special teams and at inside linebacker

90 DE | MARCUS SMITH

COLLEGE HIGHLIGHTS

- Finished his career ranked seventh on Louisville's all-time sack list with 24
- Named the American Athletic Conference Defensive Player of the Year and earned *USA Today* second-team All-America honors as a senior in 2013 after notching 14.5 sacks (second in NCAA) and 18.5 tackles for loss. Finished his senior campaign with a career-high 42 tackles (33 solo)
- Finished second on the team with four sacks and led the defensive line with 29 tackles (16 solo) as a junior in 2012. Added two receptions for two-point conversions
- Appeared in 10 games as a sophomore in 2011, making five starts and leading the team with 5.5 sacks
- Played in nine games at linebacker and on special teams as a freshman in 2010

TRANSACTIONS

2014 Drafted by PHI in 1st round (26th overall)...signed 4-year contract

2014 GAME-BY-GAME STATISTICS

Date	Opp	W/L	GP/GS	S	A	TT	Sac	Hur	Int	Yds	Lg	TD	FF	FR	Snaps	Pct
Sep 7	Jax	W	0/0	DID NOT PLAY												
Sep 15	at Ind	W	0/0	INACTIVE												
Sep 21	Was	W	1/0	0	0	0	0.0	0	0	0	0	0	0	0	16	21%
Sep 28	at SF	L	1/0	0	1	1	0.0	0	0	0	0	0	0	0	7	8%
Oct 5	StL	W	1/0	0	0	0	0.0	0	0	0	0	0	0	0	6	8%
Oct 12	NYG	W	1/0	0	0	0	0.0	1	0	0	0	0	0	0	15	23%
Oct 26	at Ari	L	0/0	DID NOT PLAY												
Nov 2	at Hou	W	0/0	INACTIVE												
Nov 10	Car	W	1/0	0	0	0	0.0	0	0	0	0	0	0	0	10	12%
Nov 16	at GB	L	0/0	DID NOT PLAY												
Nov 23	Ten	W	1/0	0	0	0	0.0	0	0	0	0	0	0	0	14	21%
Nov 27	at Dal	W	1/0	0	0	0	0.0	0	0	0	0	0	0	0	0	0%
Dec 7	Sea	L	1/0	0	0	0	0.0	0	0	0	0	0	0	0	0	0%
Dec 14	Dal	L	0/0	DID NOT PLAY												
Dec 20	at Was	L	0/0	DID NOT PLAY												
Dec 28	at NYG	W	0/0	DID NOT PLAY												
Totals			**8/0**	**0**	**1**	**1**	**0.0**	**1**	**0**	**0**	**0**	**0**	**0**	**0**	**68**	**6%**

43 RB | DARREN SPROLES

VITALS

Height: 5-6
Weight: 190
Date Of Birth: June 20, 1983
Hometown: Olathe, KS
HS: Olathe North
College: Kansas State
NFL Experience: 12th Year
Acquired: T-NO-2014
Draft Pick: D4-05 (130th overall) by San Diego

RECEIVING STATS SINCE 2007

Receiving Touchdowns:
28 (1st among NFL RBs)
Receiving Yards:
4,146 (1st among NFL RBs)
Receptions:
470 (2nd among NFL RBs)

NFL CAREER ALL-PURPOSE YARDAGE LEADERS

8. Steve Smith (2001-present)	18,381
9. Barry Sanders (1989-98)	18,308
10. Herschel Walker (1986-97)	18,168
11. Darren Sproles (2005-present)	17,903

WEEKLY NFL ACCOLADES

NFC Special Teams POW (9/27/15 at NYJ)
NFC Special Teams POW (11/10/14 vs. Car.)
NFC Special Teams POW (9/28/14 at SF)
NFC Offensive POW (9/15/14 at Ind.)
AFC Special Teams POW (11/11/07 vs. Ind.)

THREE-STEP DROP

If he could play another sport, what team/position: PG, Chicago Bulls
Three favorite throwback jerseys: LaDainian Tomlinson, Chargers; Steve Atwater, Broncos; Marshall Faulk, Rams
Left starstruck: Meeting Michael Jordan at NBA All-Star Weekend in Houston
Biggest pet peeve: Liars
Talent he'd most like to have: Ability to play drums
Actor that would play him in a movie: Omar Epps
If he could be any superhero, he would be: Batman
First job: Working on the assembly line at Culligan Water
Hobby: Golfing
Favorite team growing up: Kansas City Chiefs
Favorite meal: Grandma's fried chicken
Favorite TV show: *The Wire*

Pro Bowl: 2015, 2016

One of the most versatile weapons in the NFL, the Eagles acquired Darren Sproles in a trade with the New Orleans Saints and signed the back to a two-year extension during the 2014 offseason. In July 2016, Sproles signed his second Eagles contract: a one-year extension that will keep him in Philadelphia through 2017. The multi-dimensional threat at running back, receiver and returner has led the NFL in all-purpose yards since 2007 and all running backs in receiving touchdowns and receiving yards during that span. One of the league's premier return men since entering the league as a fourth-round pick of the Chargers in 2005, Sproles has nine career return touchdowns on both punts (seven) and kickoffs (two).

CAREER HIGHLIGHTS

- Leads the NFL with 16,207 all-purpose yards since 2007 and is second among all active players in the category with 17,903 all-purpose yards, trailing only Baltimore's Steve Smith, Sr. (18,381)
- Ranks seventh in NFL history in combined kick and punt return yards (10,889) and eighth in kick return yards (8,331)
- Boasts nine career return TDs (seven punts and two kickoffs), which ranks tied for sixth all-time and tied for second among active players with Jacoby Jones, while trailing only Devin Hester (19). His seven career punt return scores are tied for seventh in NFL history
- Ranks tied for 12th in NFL history among running backs with 28 career receiving touchdowns
- One of the NFL's premiere threats catching the ball out of the backfield, leads all NFL RBs since 2007 in receiving touchdowns (28) and receiving yards (4,146), while ranking second in receptions (470)
- Is one of just four players in NFL history with at least two games with both a punt return touchdown and rushing touchdown in the same contest, joining Gale Sayers, Ockie Anderson and Curly Oden
- Is the only player in NFL history to record 15-plus rushing touchdowns (19), 25-plus receiving touchdowns (28) and five-plus punt return touchdowns (7) over the span of his career
- Ranks tied for first in Eagles history in punt return touchdowns with four, along with WR DeSean Jackson. Is also the only player in team history to have multiple seasons with at least two punt return scores
- Earned second-team AP All-Pro and Pro Bowl honors as a punt returner in 2014 after leading the NFL in punt return average (13.0), punt return yards (506) and tying for the lead in TDs (two)
- Set an NFL postseason record with 15 catches for 118 yards in a NFC Divisional game at SF (1/14)

43 RB | DARREN SPROLES

2015 HIGHLIGHTS

- Earned Pro Bowl honors as a return specialist for the second-consecutive season after leading the league in punt return yards (446) and punt return touchdowns (two) and ranking second in punt return average (11.7)
- Became the only player in Eagles history to have multiple seasons with at least two punt returns for touchdowns, and is one of only three players in team history to have notched multiple punt return TDs in the same season (DeSean Jackson & Brian Westbrook)
- Notched his second rushing touchdown of the season on a 1-yard run in the first quarter vs. Buf. (12/13)
- Racked up 215 all-purpose yards (66 rushing, 34 receiving and a career-high 115 punt return yards), including an 83-yard punt return touchdown in the third quarter in a win at NE (12/6). The 83-yard return was the sixth-longest in team history and second-longest of his career
- Passed Tiki Barber and Curtis Martin on the league's all-purpose yardage list, moving into sole possession of 12th place with his 65 all-purpose yards vs. TB (11/22). Added a 35-yard touchdown reception - his first as an Eagle and the 28th of his career
- Established a career high with seven punt returns vs. Mia. (11/15)
- Moved into 14th place on the NFL's all-time all-purpose leaderboard with 26 yards at Dal. (11/8), passing Eric Metcalf (17,230)
- Notched his ninth-career punt return of 40-plus yards with a 45-yard return in the second quarter at Was. (10/4)
- Scored two touchdowns, including an 89-yard punt return and his 18th-career rushing touchdown, at NYJ (9/27), earning NFC Special Teams Player of the Week honors for his play. His punt return was the second-longest in team history and his third as an Eagle, a figure that ranks second in team annals
- Tallied a team-high 126 yards from scrimmage (76 receiving, 50 rushing) at Atl. (9/14)

CAREER HIGHS

Rushes	25	12/16/07 vs. Det.
Rushing Yds	122	12/16/07 vs. Det.
Rushing Long	49t	9/7/14 vs. Jax.
Rushing TDs	2	2x - 1/7/12 vs. Det. - NFC WC
	2	2x - 12/25/09 at Ten.
Receptions	15	1/14/12 at SF - NFC Div.
Receiving Yds	152	9/15/14 at Ind.
Receiving Long	81t	9/20/09 vs. Bal.
Receiving TDs	2	12/4/08 vs. Oak.
Punt Returns	7	11/15/15 vs. Mia.
Punt Return Yds	115	12/6/15 at NE
Punt Return Lg	89t	9/27/15 at NYJ
Kick Returns	8	10/26/08 at NO
Kick Return Yds	201	10/26/08 at NO
Kick Return Lg	103t	9/14/08 at Den.

RETURN TOUCHDOWNS (9)

Yds	Date	Opponent
103 (KR)	9/14/08	at Denver (L)
89 (KR)	11/11/07	vs. Indianapolis (W)
89 (PR)	9/27/15	at New York Jets (W)
83 (PR)	12/6/15	at New England (W)
82 (PR)	9/28/14	at San Francisco (L)
77 (PR)	10/19/09	vs. Denver (L)
72 (PR)	9/8/11	at Green Bay (L)
65 (PR)	11/10/14	vs. Carolina (W)
45 (PR)	11/11/07	vs. Indianapolis (W)

MULTI-TOUCHDOWN GAMES (14)

Date	Opponent	Rush	Rec.	Return	Total
12/25/09	at Tennessee (W)	2	1	0	3
9/27/15	at New York Jets (W)	1	0	1	2
11/10/14	vs. Carolina (W)	1	0	1	2
11/10/13	vs. Dallas (W)	1	1	0	2
9/30/13	vs. Miami (W)	1	1	0	2
12/9/12	at New York Giants (L)	1	1	0	2
1/7/12	vs. Detroit - NFC WC (W)	2	0	0	2
10/23/11	vs. Indianapolis (W)	1	1	0	2
1/3/09	vs. Ind. - AFC WC (W)	2	0	0	2
12/28/08	vs. Denver (W)	1	1	0	2
12/4/08	vs. Oakland (W)	0	2	0	2
9/14/08	at Denver (L)	0	1	1	2
12/16/07	vs. Detroit (W)	2	0	0	2
11/11/07	vs. Indianapolis (W)	0	0	2	2

100-YARD RECEIVING GAMES (6)

Yds	Date	Opponent	Rec	TD
152	9/15/14	at Indianapolis (W)	7	0
128	9/16/12	at Carolina (L)	13	0
124	9/20/09	vs. Baltimore (L)	7	1
118	1/14/12	at SF - NFC Div. (L)	15	1
114	9/30/13	vs. Miami (W)	7	1
104	12/23/12	at Dallas (W)	7	0

100-YARD RUSHING GAMES (3)

Yds	Date	Opp	Rushes	TD
122	12/16/07	vs. Detroit (W)	25	2
115	12/28/08	vs. Denver (W)	14	1
105	1/3/09	vs. Ind. - AFC WC (W)	22	2

43 RB | DARREN SPROLES

2015 GAME-BY-GAME STATISTICS

				RUSHING					RECEIVING						SNAPS		PUNT RETURNS						KICK RETURNS				
Date	Opp	W/L	GP/GS	Att	Yds	Avg	Lg	TD	No	Yds	Avg	Lg	TD	TYS	No	Pct	No	FC	Yds	Avg	Lg	TD	No	Yds	Avg	Lg	TD
Sep 14	at Atl	L	1/0	5	50	10.0	27	0	7	76	10.9	24	0	126	25	34%	3	0	25	8.3	15	0	0	0	---	--	0
Sep 20	Dal	L	1/0	1	-4	-4.0	-4	0	4	23	5.8	11	0	19	16	26%	2	2	20	10.0	15	0	0	0	---	--	0
Sep 27	at NYJ	W	1/1	11	17	1.5	12	1	4	19	4.8	9	0	36	33	45%	3	2	89	29.7	89t	1	0	0	---	--	0
Oct 4	at Was	L	1/1	4	17	4.3	11	0	0	0	--	--	0	17	22	39%	1	2	45	45.0	45	0	0	0	---	--	0
Oct 11	NO	W	1/0	5	27	5.4	14	0	1	10	10.0	10	0	37	25	30%	0	1	0	---	--	0	0	0	---	--	0
Oct 19	NYG	W	1/1	2	4	2.0	4	0	1	3	3.0	3	0	7	24	31%	4	1	25	6.3	13	0	0	0	---	--	0
Oct 25	at Car	L	1/0	3	9	3.0	6	0	5	31	6.2	9	0	40	28	34%	1	2	2	2.0	2	0	0	0	---	--	0
Nov 8	at Dal	W	1/0	5	23	4.6	8	0	2	3	1.5	7	0	26	22	30%	0	3	0	---	--	0	0	0	---	--	0
Nov 15	Mia	L	1/0	3	0	0.0	2	0	5	34	6.8	10	0	34	17	18%	7	0	57	8.1	16	0	1	20	20.0	20	0
Nov 22	TB	L	1/0	6	21	3.5	7	0	3	38	12.7	35t	1	59	29	41%	2	0	6	3.0	7	0	0	0	---	--	0
Nov 26	at Det	L	1/0	2	4	2.0	5	0	4	21	5.3	16	0	25	19	32%	2	2	3	1.5	5	0	0	0	---	--	0
Dec 6	at NE	W	1/1	15	66	4.4	13	0	4	34	8.5	16	0	100	35	57%	5	0	115	23.0	83t	1	0	0	---	--	0
Dec 13	Buf	W	1/0	7	41	5.9	15	1	2	4	2.0	3	0	44	27	35%	4	1	47	11.8	28	0	0	0	---	--	0
Dec 20	Ari	L	1/0	6	9	1.5	3	0	3	16	5.3	6	0	25	30	47%	2	1	12	6.0	6	0	0	0	---	--	0
Dec 26	Was	L	1/0	5	9	1.8	8	0	7	56	8.0	14	0	65	31	38%	2	1	0	0.0	0	0	0	0	---	--	0
Jan 3	at NYG	W	1/0	3	24	8.0	13	1	3	20	6.7	14	0	44	11	17%	0	0	0	---	--	0	0	0	---	--	0
Totals			**16/4**	**83**	**317**	**3.8**	**27**	**3**	**55**	**388**	**7.1**	**35t**	**1**	**705**	**394**	**34%**	**38**	**18**	**446**	**11.7**	**89t**	**2**	**1**	**20**	**20.0**	**20**	**0**

SPROLES' CAREER STATISTICS

			RUSHING					RECEIVING						OFF SNAPS		PUNT RETURNS						KICK RETURNS				
Year	Team	GP/GS	Att	Yds	Avg	Lg	TD	No	Yds	Avg	Lg	TD	TYS	No	Pct	No	FC	Yds	Avg	Lg	TD	No	Yds	Avg	Lg	TD
2005	San Diego	15/0	8	50	6.3	21	0	3	10	3.3	6	0	60	NA	NA	18	5	108	6.0	23	0	63	1528	24.3	58	0
2006	San Diego	0/0	INJURED RESERVE (ANKLE)																							
2007	San Diego	15/0	37	164	4.4	34	2	10	31	3.1	14	0	195	NA	NA	24	2	229	9.5	45t	1	37	1008	27.2	89t	1
2008	San Diego	16/0	61	330	5.4	37	1	29	342	11.8	66t	5	672	NA	NA	22	12	249	11.3	43	0	53	1376	26.0	103t	1
2009	San Diego	16/2	93	343	3.7	21	3	45	497	11.0	81t	4	840	NA	NA	26	12	183	7.0	77t	1	54	1300	24.1	66	0
2010	San Diego	16/3	50	267	5.3	34	0	59	520	8.8	57t	2	787	NA	NA	24	11	166	6.9	16	0	51	1257	24.6	45	0
2011	New Orleans	16/4	87	603	6.9	36	2	86	710	8.3	39	7	1313	NA	NA	29	19	294	10.1	72t	1	40	1089	27.2	92	0
2012	New Orleans	13/6	48	244	5.1	47	1	75	667	8.9	44	7	911	444	40%	23	14	183	8.0	37	0	18	483	26.8	48	0
2013	New Orleans	15/4	53	220	4.2	38	2	71	604	8.5	48	2	824	357	32%	29	21	194	6.7	28	0	12	225	21.3	32	0
2014	Philadelphia	15/0	57	329	5.8	49t	6	40	387	9.7	57	0	716	337	29%	39	16	506	13.0	82t	2	1	15	15.0	15	0
2015	Philadelphia	16/4	83	317	3.8	27	3	55	388	7.1	35t	1	705	394	34%	38	18	446	11.7	89t	2	1	20	20.0	20	0
Totals		**153/23**	**577**	**2867**	**5.0**	**49t**	**20**	**473**	**4156**	**8.8**	**81t**	**28**	**7023**	**---**	**--**	**272**	**130**	**2558**	**9.4**	**89t**	**7**	**330**	**8331**	**25.2**	**103t**	**2**
PLAYOFFS																										
2006	San Diego	0/0	INJURED RESERVE (ANKLE)																							
2007	San Diego	3/0	4	35	8.8	26	0	3	61	20.3	56t	1	96	NA	NA	5	2	28	5.6	13	0	10	223	22.3	30	0
2008	San Diego	2/1	33	120	3.6	22t	2	10	136	13.6	62t	1	256	NA	NA	5	0	76	15.2	28	0	9	270	30.0	63	0
2009	San Diego	1/0	3	33	11.0	22	0	3	30	10.0	19	0	63	NA	NA	2	1	3	1.5	3	0	2	44	22.0	27	0
2011	New Orleans	2/2	13	54	4.2	17t	2	19	152	8.0	44t	1	206	NA	NA	5	2	33	6.6	13	0	4	92	23.0	28	0
2013	New Orleans	2/0	7	31	4.4	13	0	9	63	7.0	14	0	94	62	42%	3	2	31	10.3	14	0	6	141	23.5	39	0
Totals		**10/3**	**60**	**273**	**4.6**	**26**	**4**	**44**	**442**	**10.0**	**62t**	**3**	**715**	**---**	**--**	**20**	**7**	**171**	**8.6**	**28**	**0**	**31**	**770**	**24.8**	**63**	**0**

ADDITIONAL CAREER STATISTICS

Fumbles/Lost: (19/11) - 2005 (3/2), 2007 (1/0), 2008 (3/2), 2009 (3/1), 2010 (3/3), 2013 (2/2), 2014 (2/1), 2015 (2/0)

Two-Point Conversions: (1) - 2013 (rush)

43 RB | DARREN SPROLES

2014 HIGHLIGHTS

- Garnered AP second-team All-Pro and Pro Bowl honors for the first time in his 11-year NFL career after leading the league in punt return average (13.0) and yardage (506) and tying for the league lead in punt return touchdowns (two)
- Along with Packers QB Aaron Rodgers, was one of only two players to receive at least three conference Player of the Week Awards in 2014 (two NFC Special Teams POW & one NFC Offensive POW)
- Was just the second player to win two Special Teams Player of the Week Awards and an Offensive Player of the Week Award in the same season (DeSean Jackson in 2009)
- Was one of only three running backs to have two 50+ yard catches, along with Green Bay's Eddie Lacy and Atlanta's Antone Smith
- Tallied his sixth rushing touchdown of the year vs. Dal. (12/14), doubling his previous career high of three rushing scores (2009)
- Carried the ball six times for 25 yards and a touchdown, while adding three catches for 14 yards in a win vs. Ten. (11/23)
- Became the third Eagle and first since Brian Westbrook in 2003 to score via rush (8 yards) and punt return (65 yards) in the same game in a win vs. Car. (11/10). With his 65-yard punt return touchdown, Sproles became just the third Eagle to record multiple punt return scores in a season and moved into a tie for fourth among all active players with seven career return TDs. Sproles garnered NFC Special Teams POW honors for his play
- Scampered into the end zone from 15 yards out vs. NYG (10/12) for his third rushing score of the year, tying his career-high in only six games
- Named NFC Special Teams Player of the Week after returning an Andy Lee punt 82 yards for a touchdown at SF (9/28), marking the fourth punt return touchdown in his career and his first since 2011. The 82-yard return was the longest of his career and the fifth-longest in Eagles history
- Named NFC Offensive Player of the Week after setting a career high in receiving yards (152) and yards from scrimmage (178), notching two receptions of 50+ yards and adding a 19-yard rushing touchdown in a win at Ind. (9/15)
- Notched 147 all-purpose yards in his Eagles debut vs. Jax. (9/7), including a 49-yard touchdown run in the third quarter -- the longest run of his career

SPROLES EMPOWERED YOUTH

The Sproles Empowered Youth Foundation, a non-profit organization founded in 2011, is designed to benefit under-served youth and empower teen boys and girls with essential life skills that will encourage them to become successful and responsible adults. For more information on Sproles Empowered Youth, log on to **www.sprolesempoweredyouth.org.**

MOTHER KNOWS BEST

Darren credits his late mother, Annette, for helping him become the person he is today. Annette bravely fought cancer for five years after being diagnosed with the disease in 2000. Even though Darren was recruited by several universities to play football, he ultimately chose to attend Kansas State to be close to his mother. Said Darren: "I just wanted to be near her and my family. I wanted it to be easy for her to see my games if she wanted to go. She was a true fighter. I miss her every day." When Annette passed away in 2004, Darren honored a promise to his mother to return to school his senior year to complete his degree in criminal justice. "My mom is my hero," said Darren. "She kept me focused on the right things."

2013 HIGHLIGHTS (WITH NEW ORLEANS)

- Tied for fifth among NFL running backs with 71 receptions for 604 yards and two touchdowns, while rushing for 220 yards and two scores on 53 attempts
- Notched a rushing and receiving touchdown vs. Dal. (11/10), grabbing seven passes for 76 yards
- Amassed 222 all-purpose yards and two touchdowns (one rush, one receiving) vs. Mia (9/30), including 114 receiving yards on seven catches
- Posted six receptions for 88 yards in a win vs. Atl. (9/8)

2012 HIGHLIGHTS (WITH NEW ORLEANS)

- Led all NFL running backs with 75 receptions for 667 yards and seven touchdowns, while adding 244 yards and a score on the ground
- Hauled in eight receptions for 79 yards and a score vs. Car. (12/30)
- Eclipsed the 100-yard receiving plateau at Dal. (12/23) with seven catches for 104 yards. Also added 48 rushing yards on nine attempts
- Caught five passes for 21 yards and a touchdown vs. TB (12/16)
- Scored two touchdowns (one rush, one receiving) at NYG (12/9)
- Led the team with seven catches for 56 yards, including a 29-yard touchdown grab at Den. (10/28)
- Scored on a 9-yard TD catch at TB (10/21)
- Hauled in five passes for 44 yards and a touchdown at GB (9/30)
- Broke off a then-career-long 47-yard run vs. KC (9/23)
- Amassed a season-high 202 all-purpose yards at Car. (9/16), posting then-career highs in catches (13) and rec. yards (128)
- Scored a fourth-quarter rushing touchdown and a 2-point conversion run vs. Was. (9/9). Also registered a season-long 48-yard kickoff return

43 RB | DARREN SPROLES

2011 HIGHLIGHTS (WITH NEW ORLEANS)

- Set an NFL record with 2,696 all-purpose yards
- Was the only NFL player to score touchdowns via rush, reception and punt return
- Carried the ball 87 times for a career-high and team-best 603 yards and two touchdowns
- Ranked seventh in the NFL with a career-high 86 receptions for 710 yards and six touchdowns, leading all NFL running backs in catches
- Finished ranked second in the NFL with 724 yards after the catch
- Caught 25 receptions for 225 yards and two scores on third downs
- Set an NFL postseason record with 15 catches for 118 yards in a NFC Divisional playoff game at SF (1/14), including a 44-yard touchdown catch
- Rushed for two scores in a NFC Wild Card playoff game vs. Det. (1/7)
- Recorded 236 all-purpose yards vs. Atl. (12/26), including a season-long 36-yard run, a 92-yard kickoff return and a 9-yard touchdown catch from Drew Brees to give the signal-caller the NFL's all-time single-season record in passing yards
- Amassed 232 all-purpose yards at Min. (12/18), including five catches for 79 receiving yards and one touchdown
- Caught a 6-yard touchdown pass vs. Det. (12/4)
- Made a 21-yard touchdown grab vs. TB (11/6)
- Scored two touchdowns (one rush, one receiving) vs. Ind. (10/23) and recorded 190 all-purpose yards, including 88 rushing yards
- Amassed 188 all-purpose yards at Jax. (10/2), including 75 yards rushing and 56 yards receiving
- Gained 193 all-purpose yards vs. Hou. (9/25), including a 30-yard touchdown run
- Hauled in eight passes for 43 yards and a 12-yard score vs. Chi. (9/18)
- Garnered 250 all-purpose yards in his first game with the Saints at GB (9/8), including a 72-yard punt return for a score and a 57-yard kickoff return. Also hauled in seven receptions for 75 yards

2010 HIGHLIGHTS (WITH SAN DIEGO)

- Recorded 267 rushing yards on 50 carries and hauled in a team-high 59 catches for 520 yards and two touchdowns. Amassed 2,210 all-purpose yards, finishing third in the NFL

2009 HIGHLIGHTS (WITH SAN DIEGO)

- Registered 343 rushing yards with three touchdowns and 497 receiving yards with four touchdowns. Also added 1,300 kickoff return yards and 183 punt return yards
- Posted a career-high three total touchdowns (two rush, one receiving) at Ten. (12/25)
- Caught a 58-yard touchdown at KC (10/25)
- Returned a punt 77 yards for a touchdown vs. Den. (10/19)
- Reeled in a career-long 81-yard touchdown grab vs. Bal. (9/20) and totaled 278 all-purpose yards
- Scored the game-winning touchdown while tallying 246 all-purpose yards vs. Oak. (9/14)

2008 HIGHLIGHTS (WITH SAN DIEGO)

- Finished with 61 carries for 330 yards and a score, 29 receptions for 342 yards and five touchdowns, 1,376 kickoff return yards and a touchdown, and 249 punt return yards
- Recorded 274 all-purpose yards in an AFC Divisional playoff game vs. Pit. (1/11)
- Tallied 328 all-purpose yards in an AFC Wild Card playoff game vs. Ind. (1/3), the third-most ever in a NFL playoff game
- Rushed for 115 yards and scored touchdowns via rushing and receiving to clinch the AFC West vs. Den. (12/28)
- Hauled in two touchdown catches vs. Oak. (12/4)
- Garnered AFC Special Teams Player of the Month honors for September
- Reeled off a 67-yard kickoff return at Oak. (9/28)
- Gained a then-career-high 317 all-purpose yards at Den. (9/14), ripping off a 103-yard kickoff return for a touchdown and a 66-yard touchdown catch

2007 HIGHLIGHTS (WITH SAN DIEGO)

- Finished with 37 carries for 164 yards and two touchdowns, 1,008 kickoff return yards and a touchdown, and 229 punt return yards and a touchdown
- Was a Pro Bowl second-alternate selection at returner
- Scored a touchdown on a 56-yard catch-and-run in an AFC Divisional playoff game at Ind. (1/13)
- Rushed 25 times for 122 yards and two scores vs. Det. (12/16)
- Received AFC Special Teams POW honors after becoming the ninth player in NFL history to score a kickoff return touchdown and a punt return touchdown in the same game vs. Ind. (11/11). Became the second player in NFL history to do so in the same quarter
- Averaged a career-best 46.7 yards per kickoff return at Oak. (10/14)

2005 HIGHLIGHTS (WITH SAN DIEGO)

- Amassed 1,528 kickoff return yards in his rookie campaign

COLLEGE HIGHLIGHTS

- Set 23 school records at Kansas State, gaining 4,979 rushing yards with 80 touchdowns, 609 receiving yards with two touchdowns, 846 kickoff return yards, and 378 punt return yards with one score
- Served as a team captain in both his junior and senior seasons
- Named team offensive MVP from 2003-04 and co-MVP in 2002
- Led the nation and set the school record with 1,986 rushing yards and 2,735 all-purpose yards in 2003. Was a unanimous all-conference selection and finished fifth in the Heisman Trophy voting

PERSONAL

- A two-time all-state, all-metro and all-Sunflower league selection at Olathe (KS) HS, where he finished his career with 79 touchdowns and 5,230 rushing yards
- As a senior, helped lead the school to its fourth state championship in five years
- Named Kansas Player of the Year by *USA Today* and earned a spot in the Kansas Hall of Fame as a senior

43 RB | DARREN SPROLES

PERSONAL - Cont.

- He and his wife, Michel, have two daughters, Devyn and Rhyan
- Son of Annette and Larry Sproles. Larry was a running back at MidAmerica Nazarene University. Said Darren: "My dad definitely was the one who got me into football. He had the same type of build as me, same type of player. He was shifty, quick and did a lot of things coming out of the backfield, just like me."
- Has a younger brother, Terrance
- Earned his degree in criminal justice

INJURY HISTORY

- Was rendered inactive at Ari. (10/26/14) after suffering an MCL sprain in the third quarter vs. NYG (10/12/14)
- Did not play at Atl. (11/21/13) due to an ankle injury
- Suffered a concussion vs. NYJ (11/3/13) and did not return
- Missed three contests in 2012 (11/5 vs. Phi., 11/11 vs. Atl., 11/18 at Oak.) with a hand injury
- Missed the entire 2006 season with an ankle injury suffered in the preseason

TRANSACTIONS

2005	Drafted by SD in 4th round ... Signed 4-year contract
8/31/06	Placed on Injured Reserve (ankle)
4/28/09	Signed by SD to a 1-year contract
3/4/10	Signed by SD to a 1-year contract
7/29/11	Signed by NO to a 4-year contract
3/13/14	Traded from NO to PHI for a 2014 5th-round draft choice
3/14/14	Signed by PHI to a 2-year contract extension through 2016
7/29/16	Signed by PHI to a 1-year contract extension through 2017

2005 GAME-BY-GAME STATISTICS W/CHARGERS

				RUSHING					RECEIVING						PUNT RETURNS						KICK RETURNS				
Date	Opp	W/L	GP/GS	Att	Yds	Avg	Lg	TD	No	Yds	Avg	Lg	TD	TYS	No	FC	Yds	Avg	Lg	TD	No	Yds	Avg	Lg	TD
Sep 11	Dal	L	1/0	0	0	0.0	0	0	0	0	0.0	0	0	0	2	0	25	12.5	14	0	4	146	36.5	49	0
Sep 18	at Den	L	1/0	1	12	12.0	12	0	1	5	5.0	5	0	17	1	0	0	0.0	0	0	3	71	23.7	27	0
Sep 25	NYG	W	1/0	1	21	21.0	21	0	0	0	0.0	0	0	21	2	0	10	5.0	6	0	4	134	33.5	58	0
Oct 2	at NE	W	1/0	2	8	4.0	5	0	1	-1	-1.0	-1	0	7	3	0	24	8.0	14	0	4	80	20.0	29	0
Oct 10	Pit	L	1/0	0	0	0.0	0	0	0	0	0.0	0	0	0	2	2	11	5.5	8	0	5	157	31.4	48	0
Oct 16	at Oak	W	0/0	INACTIVE																					
Oct 23	at Phi	L	1/0	0	0	0.0	0	0	0	0	0.0	0	0	0	1	0	8	8.0	8	0	5	81	16.2	20	0
Oct 30	KC	W	1/0	1	3	3.0	3	0	0	0	0.0	0	0	3	3	2	29	9.7	23	0	4	84	21.0	31	0
Nov 6	at NYJ	W	1/0	1	4	4.0	4	0	0	0	0.0	0	0	4	0	0	0	0.0	0	0	6	145	24.2	50	0
Nov 20	Buf	W	1/0	0	0	0.0	0	0	1	6	6.0	6	0	6	2	1	0	0.0	2	0	3	51	17.0	17	0
Nov 27	at Was	W	1/0	0	0	0.0	0	0	0	0	0.0	0	0	0	0	0	0	0.0	0	0	5	128	25.6	47	0
Dec 4	Oak	W	1/0	2	2	1.0	3	0	0	0	0.0	0	0	2	0	0	0	0.0	0	0	2	63	31.5	35	0
Dec 11	Mia	L	1/0	0	0	0.0	0	0	0	0	0.0	0	0	0	2	0	1	0.5	1	0	6	145	24.2	31	0
Dec 18	at Ind	W	1/0	0	0	0.0	0	0	0	0	0.0	0	0	0	0	0	0	0.0	0	0	4	71	17.8	22	0
Dec 24	at KC	L	1/0	0	0	0.0	0	0	0	0	0.0	0	0	0	0	0	0	0.0	0	0	4	85	21.3	26	0
Dec 31	Den	L	1/0	0	0	0.0	0	0	0	0	0.0	0	0	0	0	0	0	0.0	0	0	4	87	21.8	26	0
Totals			**15/0**	**8**	**50**	**6.3**	**21**	**0**	**3**	**10**	**3.3**	**6**	**0**	**60**	**18**	**5**	**108**	**6.0**	**23**	**0**	**63**	**1528**	**24.3**	**58**	**0**

2006 GAME-BY-GAME STATISTICS W/CHARGERS

				RUSHING					RECEIVING						PUNT RETURNS						KICK RETURNS				
Date	Opp	W/L	GP/GS	Att	Yds	Avg	Lg	TD	No	Yds	Avg	Lg	TD	TYS	No	FC	Yds	Avg	Lg	TD	No	Yds	Avg	Lg	TD
PLACED ON INJURED RESERVE (ANKLE) ON 8/15																									

43 RB | DARREN SPROLES

2007 GAME-BY-GAME STATISTICS W/CHARGERS

				RUSHING					RECEIVING						PUNT RETURNS						KICK RETURNS				
Date	Opp	W/L	GP/GS	Att	Yds	Avg	Lg	TD	No	Yds	Avg	Lg	TD	TYS	No	FC	Yds	Avg	Lg	TD	No	Yds	Avg	Lg	TD
Sep 9	Chi	W	1/0	0	0	0.0	0	0	0	0	0.0	0	0	0	0	0	0	0.0	0	0	1	22	22.0	22	0
Sep 16	at NE	L	1/0	0	0	0.0	0	0	0	0	0.0	0	0	0	1	0	0	0.0	0	0	1	20	20.0	20	0
Sep 23	at GB	L	1/0	0	0	0.0	0	0	0	0	0.0	0	0	0	1	0	3	3.0	3	0	3	76	25.3	39	0
Sept 20	KC	L	1/0	0	0	0.0	0	0	1	14	14.0	14	0	14	3	0	28	9.3	20	0	6	161	26.8	42	0
Oct 7	at Den	W	1/0	1	2	2.0	2	0	0	0	0.0	0	0	2	2	0	27	13.5	23	0	2	49	24.5	27	0
Oct 14	Oak	W	1/0	0	0	0.0	0	0	0	0	0.0	0	0	0	3	0	29	9.7	21	0	1	18	18.0	18	0
Oct 28	Hou	W	1/0	1	2	2.0	2	0	0	0	0.0	0	0	2	2	0	17	8.5	10	0	2	54	27.0	31	0
Nov 4	at Min	L	1/0	0	0	0.0	0	0	0	0	0.0	0	0	0	2	0	29	14.5	19	0	4	122	30.5	43	0
Nov 11	Ind	W	1/0	0	0	0.0	0	0	0	0	0.0	0	0	0	1	1	45	45.0	45t	1	3	125	41.7	89t	1
Nov 18	at Jax	L	1/0	0	0	0.0	0	0	2	0	0.0	0	0	0	3	0	17	5.7	7	0	2	15	7.5	15	0
Nov 25	Bal	W	1/0	2	1	0.5	1	0	0	0	0.0	0	0	1	3	1	17	5.7	7	0	2	59	29.5	32	0
Dec 2	at KC	W	1/0	0	0	0.0	0	0	0	0	0.0	0	0	0	2	0	3	1.5	3	0	2	40	20.0	24	0
Dec 9	at Ten	W	0/0	INACTIVE																					
Dec 16	Det	W	1/0	25	122	4.9	34	2	1	13	13.0	13	0	135	0	0	0	0.0	0	0	3	63	21.0	29	0
Dec 24	Den	W	1/0	6	17	2.8	7	0	4	7	1.8	8	0	24	0	0	0	0.0	0	0	2	44	22.0	24	0
Dec 30	at Oak	W	1/0	2	20	10.0	13	0	2	-3	-1.5	1	0	17	1	0	14	14.0	14	0	3	140	46.7	61	0
Totals			**15/0**	**37**	**164**	**4.4**	**34**	**2**	**10**	**31**	**3.1**	**14**	**0**	**195**	**24**	**2**	**229**	**9.5**	**45t**	**1**	**37**	**1008**	**27.2**	**89t**	**1**

2008 GAME-BY-GAME STATISTICS W/CHARGERS

				RUSHING					RECEIVING						PUNT RETURNS						KICK RETURNS				
Date	Opp	W/L	GP/GS	Att	Yds	Avg	Lg	TD	No	Yds	Avg	Lg	TD	TYS	No	FC	Yds	Avg	Lg	TD	No	Yds	Avg	Lg	TD
Sep 7	Car	L	1/0	2	3	1.5	2	0	0	0	0.0	0	0	3	1	2	12	12.0	12	0	2	61	30.5	41	0
Sep 14	at Den	L	1/0	7	53	7.6	18	0	2	72	36.0	66t	1	125	0	0	0	0.0	0	0	5	192	38.4	103t	1
Sep 22	NYJ	W	1/0	5	38	7.6	21	0	2	39	19.5	25	0	77	0	1	0	0.0	0	0	2	40	20.0	22	0
Sep 28	at Oak	W	1/0	6	12	2.0	3	0	1	5	5.0	5	0	17	3	0	18	6.0	12	0	5	160	32.0	67	0
Oct 5	at Mia	L	1/0	6	24	4.0	10	0	1	23	23.0	23	0	47	2	1	34	17.0	21	0	3	71	23.7	25	0
Oct 12	NE	W	1/0	2	9	4.5	9	0	1	8	8.0	8	0	17	2	0	50	25.0	28	0	1	23	23.0	23	0
Oct 19	at Buf	L	1/0	1	1	1.0	1	0	1	5	5.0	5	0	6	2	0	16	8.0	9	0	4	69	17.3	21	0
Oct 26	at NO	L	1/0	1	6	6.0	6	0	3	45	15.0	21	0	51	2	1	20	10.0	11	0	8	201	25.1	32	0
Nov 9	KC	W	1/0	3	15	5.0	10	0	3	15	5.0	6	0	30	1	1	-2	-2.0	-2	0	0	0	0.0	0	0
Nov 16	at Pit	L	1/0	1	0	0.0	0	0	1	9	9.0	9	0	9	0	1	0	0.0	0	0	1	16	16.0	16	0
Nov 23	Ind	L	1/0	2	21	10.5	21	0	2	13	6.5	11	0	34	1	2	4	4.0	4	0	5	101	20.2	26	0
Nov 30	Atl	L	1/0	0	0	0.0	0	0	0	0	0.0	0	0	0	1	1	12	12.0	12	0	4	77	19.3	26	0
Dec 4	Oak	W	1/0	9	30	3.3	11	0	3	34	11.3	18t	2	64	3	0	24	8.0	14	0	1	29	29.0	29	0
Dec 14	at KC	W	1/0	0	0	0.0	0	0	4	11	2.8	9	0	11	0	2	0	0.0	0	0	4	113	28.3	40	0
Dec 21	at TB	W	1/0	2	3	1.5	2	0	3	46	15.3	32t	1	49	2	0	45	22.5	43	0	4	127	31.8	44	0
Dec 28	Den	W	1/0	14	115	8.2	37	1	2	17	8.5	13t	1	132	2	0	16	8.0	8	0	4	96	24.0	29	0
Totals			**16/0**	**61**	**330**	**5.4**	**37**	**1**	**29**	**342**	**11.8**	**66t**	**5**	**672**	**22**	**12**	**249**	**11.3**	**43**	**0**	**53**	**1376**	**26.0**	**103t**	**1**
PLAYOFFS																									
Jan 3	Ind	W	1/0	22	105	4.8	22t	2	5	45	9.0	17	0	150	3	0	72	24.0	28	0	4	106	26.5	32	0
Jan 11	at Pit	L	1/1	11	15	1.4	8	0	5	91	18.2	62t	1	106	2	0	4	2.0	4	0	5	164	32.8	63	0
Totals			**2/1**	**33**	**120**	**3.6**	**22t**	**2**	**10**	**136**	**13.6**	**62t**	**1**	**256**	**5**	**0**	**76**	**15.2**	**28**	**0**	**9**	**270**	**30.0**	**63**	**0**

43 RB | DARREN SPROLES

2009 GAME-BY-GAME STATISTICS W/CHARGERS

				RUSHING					RECEIVING						PUNT RETURNS						KICK RETURNS				
Date	Opp	W/L	GP/GS	Att	Yds	Avg	Lg	TD	No	Yds	Avg	Lg	TD	TYS	No	FC	Yds	Avg	Lg	TD	No	Yds	Avg	Lg	TD
Sep 14	at Oak	W	1/0	9	23	2.6	7	1	5	43	8.6	15	0	66	3	0	10	3.3	8	0	5	170	34.0	66	0
Sep 20	Bal	L	1/1	10	26	2.6	13	0	7	124	17.7	81t	1	150	0	2	0	0.0	0	0	4	128	32.0	53	0
Sep 27	Mia	W	1/1	18	41	2.3	8	0	2	14	7.0	12	0	55	3	0	15	5.0	12	0	3	61	20.3	29	0
Oct 4	at Pit	L	1/0	0	0	0.0	0	0	1	16	16.0	16	0	16	0	1	0	0.0	0	0	6	154	25.7	42	0
Oct 19	Den	L	1/0	1	0	0.0	0	0	1	4	4.0	4	0	4	1	1	77	77.0	77t	1	7	149	21.3	30	0
Oct 25	at KC	W	1/0	5	41	8.2	21	0	3	58	19.3	58t	1	99	1	2	18	18.0	18	0	2	34	17.0	18	0
Nov 1	Oak	W	1/0	5	38	7.6	15	0	1	8	8.0	8	0	46	3	0	17	5.7	9	0	3	67	22.3	39	0
Nov 8	at NYG	W	1/0	1	1	1.0	1	0	5	22	4.4	21	0	23	0	1	0	0.0	0	0	2	38	19.0	20	0
Nov 15	Phi	W	1/0	2	14	7.0	14	0	4	31	7.8	11	0	45	3	0	13	4.3	8	0	6	147	24.5	29	0
Nov 22	at Den	W	1/0	9	26	2.9	8	0	1	7	7.0	7	0	33	3	0	6	2.0	6	0	0	0	0.0	0	0
Nov 29	KC	W	1/0	9	17	1.9	6	0	5	66	13.2	20	0	83	1	1	0	0.0	0	0	4	88	22.0	32	0
Dec 6	at Cle	W	1/0	7	27	3.9	8	0	4	56	14.0	31t	1	83	1	0	-1	-1.0	-1	0	3	37	12.3	26	0
Dec 13	at Dal	W	1/0	7	22	3.1	6	0	1	3	3.0	3	0	25	2	1	18	9.0	14	0	2	42	21.0	28	0
Dec 20	Cin	W	1/0	3	11	3.7	12	0	3	22	7.3	11	0	33	3	0	5	1.7	9	0	2	73	36.5	45	0
Dec 25	at Ten	W	1/0	5	38	7.6	21	2	2	23	11.5	20	1	61	1	1	6	6.0	6	0	4	85	21.3	26	0
Jan 3	Was	W	1/0	2	18	9.0	12	0	0	0	0.0	0	0	18	1	2	-1	-1.0	-1	0	1	27	27.0	27	0
Totals			**16/2**	**93**	**343**	**3.7**	**21**	**3**	**45**	**497**	**11.0**	**81t**	**4**	**840**	**26**	**12**	**183**	**7.0**	**77t**	**1**	**54**	**1300**	**24.1**	**66**	**0**
PLAYOFFS																									
Jan 17	NYJ	L	1/0	3	33	11.0	22	0	3	30	10.0	19	0	63	2	1	3	1.5	3	0	2	44	22.0	27	0
Totals			**1/0**	**3**	**33**	**11.0**	**22**	**0**	**3**	**30**	**10.0**	**19**	**0**	**63**	**2**	**1**	**3**	**1.5**	**3**	**0**	**2**	**44**	**22.0**	**27**	**0**

2010 GAME-BY-GAME STATISTICS W/CHARGERS

				RUSHING					RECEIVING						PUNT RETURNS						KICK RETURNS				
Date	Opp	W/L	GP/GS	Att	Yds	Avg	Lg	TD	No	Yds	Avg	Lg	TD	TYS	No	FC	Yds	Avg	Lg	TD	No	Yds	Avg	Lg	TD
Sep 13	at KC	L	1/0	4	0	0.0	2	0	2	2	1.0	4	0	2	5	3	33	6.6	13	0	2	32	16.0	19	0
Sep 19	Jax	W	1/0	5	37	7.4	34	0	4	63	15.8	43	0	100	0	0	0	0.0	0	0	3	56	18.7	26	0
Sep 26	at Sea	L	1/1	1	16	16.0	16	0	1	10	10.0	10	0	26	0	0	0	0.0	0	0	4	101	25.3	33	0
Oct 3	Ari	W	1/0	6	17	2.8	8	0	0	0	0.0	0	0	17	3	1	19	6.3	13	0	2	51	25.5	30	0
Oct 10	at Oak	L	1/0	2	1	0.5	2	0	3	32	10.7	23	0	33	2	1	20	10.0	11	0	4	93	23.3	32	0
Oct 17	at StL	L	1/0	1	9	9.0	9	0	5	48	9.6	11	0	57	2	1	13	6.5	9	0	5	115	23.0	31	0
Oct 24	NE	L	1/0	2	7	3.5	6	0	9	70	7.8	14	0	77	1	2	12	12.0	12	0	5	136	27.2	39	0
Oct 31	Ten	W	1/0	4	41	10.3	32	0	4	36	9.0	17	1	77	2	1	14	7.0	11	0	4	100	25.0	27	0
Nov 7	at Hou	W	1/0	1	3	3.0	3	0	1	6	6.0	6	0	9	1	0	0	0.0	0	0	4	114	28.5	34	0
Nov 22	Den	W	1/1	5	14	2.8	6	0	5	60	12.0	57t	1	74	5	1	36	7.2	12	0	2	50	25.0	25	0
Nov 28	at Ind	W	1/1	4	17	4.3	11	0	4	24	6.0	8	0	41	2	1	19	9.5	16	0	3	89	29.7	31	0
Dec 5	Oak	L	1/0	0	0	0.0	0	0	1	7	7.0	7	0	7	1	0	0	0.0	0	0	2	50	25.0	31	0
Dec 12	KC	W	1/0	6	53	8.8	19	0	5	51	10.2	15	0	104	0	0	0	0.0	0	0	1	27	27.0	27	0
Dec 16	SF	W	1/0	2	1	0.5	1	0	5	30	6.0	11	0	31	0	0	0	0.0	0	0	2	36	18.0	23	0
Dec 26	at Cin	L	1/0	3	8	2.7	6	0	8	55	6.9	13	0	63	0	0	0	0.0	0	0	5	114	22.8	45	0
Jan 2	at Den	W	1/0	4	43	10.8	27	0	2	26	13.0	15	0	69	0	0	0	0.0	0	0	3	93	31.0	41	0
Totals			**16/3**	**50**	**267**	**5.3**	**34**	**0**	**59**	**520**	**8.8**	**57t**	**2**	**787**	**24**	**11**	**166**	**6.9**	**16**	**0**	**51**	**1257**	**24.6**	**45**	**0**

43 RB | DARREN SPROLES

2011 GAME-BY-GAME STATISTICS W/SAINTS

				RUSHING					RECEIVING						PUNT RETURNS						KICK RETURNS				
Date	Opp	W/L	GP/GS	Att	Yds	Avg	Lg	TD	No	Yds	Avg	Lg	TD	TYS	No	FC	Yds	Avg	Lg	TD	No	Yds	Avg	Lg	TD
Sep 8	at GB	L	1/0	2	7	3.5	7	0	7	75	10.7	36	0	82	2	0	92	46.0	72t	1	2	76	38.0	57	0
Sep 18	Chi	W	1/0	4	17	4.3	7	0	8	43	5.4	12t	1	60	2	5	1	0.5	1	0	1	24	24.0	24	0
Sep 25	Hou	W	1/1	2	35	17.5	30t	1	6	50	8.3	15	0	85	1	0	5	5.0	5	0	4	103	25.8	33	0
Oct 2	at Jax	W	1/1	7	75	10.7	34	0	5	56	11.2	14	0	131	1	0	9	9.0	9	0	2	48	24.0	27	0
Oct 9	at Car	W	1/0	11	51	4.6	23	0	5	40	8.0	12	0	91	1	2	-3	-3.0	-3	0	0	0	0.0	0	0
Oct 16	at TB	L	1/0	1	16	16.0	16	0	8	46	5.8	9	0	62	1	0	-10	-10.0	-10	0	3	69	23.0	24	0
Oct 23	Ind	W	1/1	12	88	7.3	16t	1	6	19	3.2	9	1	107	4	1	27	6.8	16	0	2	56	28.0	29	0
Oct 30	at StL	L	1/0	6	16	2.7	6	0	6	60	10.0	21	0	76	3	2	19	6.3	15	0	5	121	24.2	36	0
Nov 6	TB	W	1/0	4	42	10.5	35	0	5	57	11.4	21t	1	99	1	1	15	15.0	15	0	2	54	27.0	30	0
Nov 13	at Atl	W	1/1	2	1	0.5	1	0	4	2	0.5	5	0	3	2	2	18	9.0	18	0	3	84	28.0	39	0
Nov 28	NYG	W	1/0	8	54	6.8	23	0	2	28	14.0	22	0	82	0	1	0	0.0	0	0	2	62	31.0	36	0
Dec 4	Det	W	1/0	4	28	7.0	20	0	5	46	9.2	22	1	74	2	1	13	6.5	12	0	3	74	24.7	27	0
Dec 11	at Ten	W	1/0	5	33	6.6	14	0	7	58	8.3	20	0	91	3	1	18	6.0	15	0	2	42	21.0	23	0
Dec 18	at Min	W	1/0	8	33	4.1	14	0	5	79	15.8	39	1	112	3	2	45	15.0	24	0	3	75	25.0	26	0
Dec 26	Atl	W	1/0	5	67	13.4	36	0	2	22	11.0	13	1	89	0	1	0	0.0	0	0	4	147	36.8	92	0
Jan 1	Car	W	1/0	6	40	6.7	11	0	5	29	5.8	16	1	69	3	0	45	15.0	24	0	2	54	27.0	28	0
Totals			**16/4**	**87**	**603**	**6.9**	**36**	**2**	**86**	**710**	**8.3**	**39**	**7**	**1313**	**29**	**19**	**294**	**10.1**	**72t**	**1**	**40**	**1089**	**27.2**	**92**	**0**
PLAYOFFS																									
Jan 7	Det	W	1/1	10	51	5.1	17t	2	4	34	8.5	12	0	85	2	1	4	2.0	4	0	2	54	27.0	28	0
Jan 14	at SF	L	1/1	3	3	1.0	2	0	15	118	7.9	44t	1	121	3	1	29	9.7	13	0	2	38	19.0	22	0
Totals			**2/2**	**13**	**54**	**4.2**	**17t**	**2**	**19**	**152**	**8.0**	**44t**	**1**	**206**	**5**	**2**	**33**	**6.6**	**13**	**0**	**4**	**92**	**23.0**	**28**	**0**

2012 GAME-BY-GAME STATISTICS W/SAINTS

				RUSHING					RECEIVING						SNAPS		PUNT RETURNS						KICK RETURNS				
Date	Opp	W/L	GP/GS	Att	Yds	Avg	Lg	TD	No	Yds	Avg	Lg	TD	TYS	No	Pct	No	FC	Yds	Avg	Lg	TD	No	Yds	Avg	Lg	TD
Sep 9	Was	L	1/1	0	0	0.0	0	0	5	35	7.0	17	1	35	48	67%	2	0	14	7.0	9	0	3	103	34.3	48	0
Sep 16	at Car	L	1/0	0	0	0.0	0	0	13	128	9.8	25	0	128	36	46%	2	1	30	15.0	16	0	2	52	26.0	38	0
Sep 23	KC	L	1/0	7	62	8.9	47	0	0	0	0.0	0	0	62	25	42%	1	1	2	2.0	2	0	4	107	26.8	38	0
Sep 30	at GB	L	1/1	5	20	4.0	9	0	5	44	8.8	20	1	64	41	53%	1	0	4	4.0	4	0	3	91	30.3	35	0
Oct 7	SD	W	1/1	5	9	1.8	5	0	5	28	5.6	14	0	37	34	48%	2	2	2	1.0	2	0	2	49	24.5	25	0
Oct 21	at TB	W	1/1	5	27	5.4	12	0	4	32	8.0	9t	1	59	27	42%	1	1	15	15.0	15	0	0	0	0.0	0	0
Oct 28	at Den	L	1/1	4	-1	-0.3	5	0	7	56	8.0	29t	1	55	34	56%	1	2	-1	-1.0	-1	0	0	0	0.0	0	0
Nov 5	Phi	W	0/0	INACTIVE (HAND)																							
Nov 11	Atl	W	0/0	INACTIVE (HAND)																							
Nov 18	at Oak	W	0/0	INACTIVE (HAND)																							
Nov 25	SF	L	1/0	0	0	0.0	0	0	7	65	9.3	35	0	65	29	41%	1	2	3	3.0	3	0	0	0	0.0	0	0
Nov 29	at Atl	L	1/0	0	0	0.0	0	0	5	47	9.4	14	0	47	35	45%	4	1	62	15.5	21	0	0	0	0.0	0	0
Dec 9	at NYG	L	1/0	5	56	11.2	34	1	4	28	7.0	10	1	84	30	42%	2	1	5	2.5	5	0	0	0	0.0	0	0
Dec 16	TB	W	1/0	5	22	4.4	15	0	5	21	4.2	7	1	43	28	40%	3	1	38	12.7	37	0	0	0	0.0	0	0
Dec 23	at Dal	W	1/1	9	48	5.3	17	0	7	104	14.9	44	0	152	37	39%	2	2	10	5.0	8	0	1	15	15.0	15	0
Dec 30	Car	L	1/0	3	1	0.3	5	0	8	79	9.9	33t	1	80	40	62%	1	0	-1	-1.0	-1	0	3	66	22.0	27	0
Totals			**13/6**	**48**	**244**	**5.1**	**47**	**1**	**75**	**667**	**8.9**	**44**	**7**	**911**	**444**	**40%**	**23**	**14**	**183**	**8.0**	**37**	**0**	**18**	**483**	**26.8**	**48**	**0**

43 RB | DARREN SPROLES

2013 GAME-BY-GAME STATISTICS W/SAINTS

				RUSHING					RECEIVING						SNAPS		PUNT RETURNS						KICK RETURNS				
Date	Opp	W/L	GP/GS	Att	Yds	Avg	Lg	TD	No	Yds	Avg	Lg	TD	TYS	No	Pct	No	FC	Yds	Avg	Lg	TD	No	Yds	Avg	Lg	TD
Sep 8	Atl	W	1/0	8	22	2.8	5	0	6	88	14.7	32	0	110	31	45%	4	0	7	1.8	5	0	1	23	23.0	23	0
Sep 15	at TB	W	1/1	7	26	3.7	6	0	6	36	6.0	8	0	62	35	48%	1	2	-2	-2.0	-2	0	1	23	23.0	23	0
Sep 22	Ari	W	1/1	3	17	5.7	15	0	4	39	9.8	13	0	56	33	44%	3	2	53	17.7	28	0	0	0	0.0	0	0
Sep 30	Mia	W	1/0	4	28	7.0	18	1	7	114	16.3	48	1	142	31	46%	3	0	44	14.7	18	0	2	36	18.0	24	0
Oct 6	at Chi	W	1/0	3	10	3.3	5	0	3	31	10.3	19	0	41	15	23%	1	1	2	2.0	2	0	2	38	19.0	19	0
Oct 13	at NE	L	1/1	5	15	3.0	6	0	6	58	9.7	19	0	73	28	43%	3	1	20	6.7	9	0	2	41	20.5	21	0
Oct 27	Buf	W	1/0	0	0	0.0	0	0	4	0	0.0	7	0	0	16	23%	1	2	0	0.0	0	0	2	51	25.5	32	0
Nov 3	at NYJ	L	1/1	0	0	0.0	0	0	1	2	2.0	2	0	2	2	3%	0	0	0	0.0	0	0	0	0	0.0	0	0
Nov 10	Dal	W	1/0	5	12	2.4	5	1	7	76	10.9	28t	1	88	29	35%	4	3	18	4.5	12	0	0	0	0.0	0	0
Nov 17	SF	W	1/0	3	16	5.3	7	0	4	19	4.8	8	0	35	21	30%	1	3	5	5.0	5	0	0	0	0.0	0	0
Nov 21	at Atl	W	0/0	INACTIVE (ANKLE)																							
Dec 2	at Sea	L	1/0	3	11	3.7	7	0	7	32	4.6	10	0	43	19	32%	1	0	0	0.0	0	0	0	0	0.0	0	0
Dec 8	Car	W	1/0	1	38	38.0	38	0	3	23	7.7	20	0	61	15	23%	2	1	17	8.5	17	0	0	0	0.0	0	0
Dec 15	at StL	L	1/0	7	24	3.4	11	0	8	38	4.8	13	0	62	43	50%	0	2	0	0.0	0	0	0	0	0.0	0	0
Dec 22	at Car	L	1/0	1	2	2.0	2	0	3	18	6.0	8	0	20	24	30%	4	1	30	7.5	11	0	1	21	21.0	21	0
Dec 29	TB	W	1/0	3	-1	-0.3	5	0	2	30	15.0	24	0	29	15	24%	1	3	0	0.0	0	0	1	22	22.0	22	0
Totals			**15/4**	**53**	**220**	**4.2**	**38**	**2**	**71**	**604**	**8.5**	**48**	**2**	**824**	**357**	**32%**	**29**	**21**	**194**	**6.7**	**28**	**0**	**12**	**255**	**21.3**	**32**	**0**
PLAYOFFS																											
Jan 4	at Phi	W	1/0	4	29	7.3	13	0	4	31	7.8	9	0	60	29	40%	3	0	31	10.3	14	0	4	98	24.5	39	0
Jan 11	at Sea	L	1/0	3	2	0.7	1	0	5	32	6.4	14	0	34	33	43%	0	2	0	0.0	0	0	2	43	21.5	25	0
Totals			**2/0**	**7**	**31**	**4.4**	**13**	**0**	**9**	**63**	**7.0**	**14**	**0**	**94**	**62**	**42%**	**3**	**2**	**31**	**10.3**	**14**	**0**	**6**	**141**	**23.5**	**39**	**0**

2014 GAME-BY-GAME STATISTICS

				RUSHING					RECEIVING						SNAPS		PUNT RETURNS						KICK RETURNS				
Date	Opp	W/L	GP/GS	Att	Yds	Avg	Lg	TD	No	Yds	Avg	Lg	TD	TYS	No	Pct	No	FC	Yds	Avg	Lg	TD	No	Yds	Avg	Lg	TD
Sep 7	Jax	W	1/0	11	71	6.5	49t	1	4	14	3.5	8	0	85	33	38%	4	2	62	15.5	22	0	0	0	0.0	0	0
Sep 15	at Ind	W	1/0	4	26	6.5	19t	1	7	152	21.7	57	0	178	25	37%	4	0	25	6.3	8	0	0	0	0.0	0	0
Sep 21	Was	W	1/0	2	20	10.0	18	0	3	30	10.0	22	0	50	21	29%	2	0	27	13.5	18	0	0	0	0.0	0	0
Sep 28	at SF	L	1/0	1	4	4.0	4	0	2	2	1.0	6	0	6	16	27%	3	1	86	28.7	82t	1	0	0	0.0	0	0
Oct 5	StL	W	1/0	7	51	7.3	25	0	0	0	0.0	0	0	51	20	27%	1	0	23	23.0	23	0	1	15	15.0	15	0
Oct 12	NYG	W	1/0	7	39	5.6	15t	1	0	0	0.0	0	0	39	24	33%	4	2	57	14.3	43	0	0	0	0.0	0	0
Oct 26	at Ari	L	0/0	INACTIVE (MCL)																							
Nov 2	at Hou	W	1/0	3	17	5.7	7	0	4	46	11.5	24	0	63	19	23%	2	3	27	13.5	18	0	0	0	0.0	0	0
Nov 10	Car	W	1/0	1	8	8.0	8t	1	1	13	13.0	13	0	21	9	15%	3	2	85	28.3	65t	1	0	0	0.0	0	0
Nov 16	at GB	L	1/0	2	21	10.5	13	0	2	23	11.5	16	0	44	28	36%	1	0	6	6.0	6	0	0	0	0.0	0	0
Nov 23	Ten	W	1/0	6	25	4.2	13	1	3	14	4.7	10	0	39	23	26%	6	0	50	8.3	13	0	0	0	0.0	0	0
Nov 27	at Dal	W	1/0	1	13	13.0	13	0	3	19	6.3	9	0	32	18	23%	3	2	32	10.7	12	0	0	0	0.0	0	0
Dec 7	Sea	L	1/0	4	0	0.0	6	0	0	0	0.0	0	0	0	13	28%	1	0	0	0.0	0	0	0	0	0.0	0	0
Dec 14	Dal	L	1/0	3	5	1.7	3	1	2	8	4.0	11	0	13	19	35%	1	2	1	1.0	1	0	0	0	0.0	0	0
Dec 20	at Was	L	1/0	4	24	6.0	12	0	6	43	7.2	18	0	67	46	51%	2	0	10	5.0	6	0	0	0	0.0	0	0
Dec 28	at NYG	W	1/0	1	5	5.0	5	0	3	23	7.7	10	0	28	23	32%	2	2	15	7.5	13	0	0	0	0.0	0	0
Totals			**15/0**	**57**	**329**	**5.8**	**49t**	**6**	**40**	**387**	**9.7**	**57**	**0**	**716**	**337**	**29%**	**39**	**16**	**506**	**13.0**	**82t**	**2**	**1**	**15**	**15.0**	**15**	**0**

6 K | CALEB STURGIS

VITALS

Height: 5-9
Weight: 192
Date Of Birth: August 9, 1989
Hometown: St. Augustine, FL
HS: St. Augustine
College: Florida
NFL Experience: 4th Year
Acquired: FA-15
Draft Pick: D5-13 (166th overall) by Miami

DOLPHINS ALL-TIME SINGLE-SEASON SCORING LEADERS

Player (Year)	Points
1. Olindo Mare (1999)	144
2. Caleb Sturgis (2014)	128
3. Pete Stoyanovich (1992)	124

LONGEST FIELD GOALS IN EAGLES HISTORY

1.	Tony Franklin (11/12/79 at Dal.)	59
2.	David Akers (9/14/03 vs. NE)	57
3t.	Cody Parkey (10/26/14 at Ari.)	54
	Tom Dempsey (12/12/71)	54
5t.	Caleb Sturgis (11/8/15 at Dal.)	53

THREE-STEP DROP

Favorite meal: Burrito bowl
Favorite TV show: *Vikings*
If he could play another sport, what position/team: Center mid, Barcelona
Bucket list: Watching the US Men's National Team win a World Cup, and attending a World Cup match
Pet peeve: Slow golfers
First jobs: Helped a family friend build remote control helicopters for $10 an hour when he was 16
Favorite team growing up: Jacksonville Jaguars
Favorite TV show: *Vikings*
Favorite book: Bible
Favorite part about Philly: Great food; enjoys being able to walk everywhere
Favorite restaurants in Philly: Saloon, El Camino

Originally a fifth-round draft choice of the Miami Dolphins in 2013, Caleb Sturgis was signed by the Eagles following Week 3 of the 2015 regular season and connected on 18-of-22 field goal attempts (81.8%), including two 50-plus yarders. A four-year letterman at the University of Florida, Sturgis converted 70-of-88 attempts (79.5%) in his career and was a two-time finalist for the coveted Lou Groza Award (2011, '12).

2015 HIGHLIGHTS

- Recorded his 11th-career game with three or more field goals after making all three of his attempts vs. Buf. (12/13)
- Booted two field goals in a win at Dal. (11/8), including a 53-yarder which tied the second-longest kick of his career. He became just the second Eagle ever with a 50-plus yard field goal in back-to-back games and the first since Tom Dempsey in 1971. His go-ahead 53-yarder late in the fourth quarter tied for the fifth-longest in team history
- Converted 3-of-4 field goals at Car. (10/25), including a 52-yarder which marked his seventh 50-plus-yard field goal of his career and tied for the eighth longest kick in team history
- Connected on all four of his field goal attempts vs. NO (10/11) to tie a career high. Became the 12th Eagles kicker to have four field goals in a game, but just the second to do so by his second game with the team (Paul McFadden in 1984)

BIRDSEED

- Grew up in a family with six children (two girls, four boys), who were all homeschooled by his mom, Karen. His dad, Smiley, is a pastor at Good News Church in St. Augustine
- Caleb's brother, Nathan, is a professional soccer player who currently plays for the Seattle Sounders
- Growing up in St. Augustine, FL, Sturgis was a big fan of the Jacksonville Jaguars as a kid and even went to their training camp practices when he was eight years old. His first jerseys were Mark Brunell and Natrone Means
- Always seems to enjoy his most successful games in his home state of Florida. As a sophomore in high school, he hit a 49-yarder in Sun Life Stadium. He later hit a career-long 56 yarder as a sophomore at Florida against Georgia at EverBank Field. Two of his 50-plus yarders in the NFL have come in the state of Florida as well

PERSONAL

- Sturgis met his wife, Kimberly, at the University of Florida, where she was a cheerleader. She is currently a fitness instructor in Gainesville, FL
- Attended St. Augustine (FL) High School where he earned first-team Class 3A All-State honors as a senior placekicker
- Did not start playing football until his sophomore year in high school when his high school coach approached him about it. He went on to hit a 49-yard field goal that year in Sun Life Stadium, which is when he realized he had a potential future as a kicker

6 K | CALEB STURGIS

STURGIS' CAREER STATISTICS													
Year	Team	GP	FG-FGA	Pct	Lg	Blk	XP-XPA	Pct	Blk	Pts	KOs	TB	STT
2013	Miami	16	26-34	76.5	54	1	33-33	100.0	0	111	74	38	2
2014	Miami	16	29-37	78.4	53	2	41-41	100.0	0	128	85	37	3
2015	Philadelphia	13	18-22	81.8	53	0	35-37	94.6	0	89	68	39	1
Totals		**45**	**73-93**	**78.5**	**54**	**3**	**109-111**	**98.2**	**0**	**328**	**227**	**114**	**6**

CAREER HIGHS		
FGs	4	2x - 10/11/15 vs NO
FG Atts.	4	9x - 10/25/15 at Car.
Long	54	9/15/13 at Ind.
Long Att.	57	10/6/13 vs. Bal.
PATs	5	4x - 1/3/16 at NYG
Points	15	2x - 10/11/15 vs NO

STURGIS' CAREER REGULAR SEASON FG SPLITS			
	FG-FGA	Pct	Lg
vs. NFC	28-35	80.0	53
vs. AFC	45-58	77.6	54
Home	41-50	82.0	51
Away	32-43	74.4	54
Turf	17-23	73.9	54
Grass	56-70	80.0	52
Indoors	6-6	100.0	53
Outdoors	67-87	77.0	54
September	15-16	93.8	54
October	20-29	69.0	52
November	19-23	82.6	53
December	19-25	76.0	53
When Tied	13-18	72.2	53

2015 GAME-BY-GAME STATISTICS											
Date	Opp	W/L	FG-FGA	Pct	Lg	Blk	XP-XPA	Pct	Blk	Pts	Kick By Kick
SIGNED TO THE EAGLES 53-MAN ROSTER (9/29)											
Oct 4	at Was	L	0-1	0.0	--	0	2-3	66.7	0	2	33N
Oct 11	NO	W	4-4	100.0	41	0	3-4	75.0	0	15	39, 29, 26, 41
Oct 19	NYG	W	2-2	100.0	39	0	3-3	100.0	0	9	37, 39
Oct 25	at Car	L	3-4	75.0	52	0	1-1	100.0	0	10	52, 29, 24, 50N
Nov 8	at Dal	W	2-2	100.0	53	0	3-3	100.0	0	9	31, 53
Nov 15	Mia	L	1-2	50.0	37	0	2-2	100.0	0	5	32N, 37
Nov 22	TB	L	1-1	100.0	43	0	2-2	100.0	0	5	43
Nov 26	at Det	L	0-1	0.0	--	0	2-2	100.0	0	2	50N
Dec 6	at NE	W	0-0	--	--	0	5-5	100.0	0	5	
Dec 13	Buf	W	3-3	100.0	45	0	2-2	100.0	0	11	45, 41, 30
Dec 20	Ari	L	1-1	100.0	36	0	2-2	100.0	0	5	36
Dec 26	Was	L	1-1	100.0	34	0	3-3	100.0	0	6	34
Jan 3	at NYG	W	0-0	--	--	0	5-5	100.0	0	5	
Totals			**18-22**	**81.8**	**53**	**0**	**35-37**	**94.6**	**0**	**89**	

PERSONAL - Cont.

- Also competed as a forward on St.Augustine's soccer team and for the Julington Creek club
- Says the biggest influence on his career has been his older brother, Nathan. "It's been great to be able to learn from somebody who is also playing a professional sport"
- Enjoys golf and other leisure sports. "Whether it's golf or cornhole, I'm very competitive"
- During the offseason, Sturgis spends some of his free time helping his dad, who is a pastor at Good News Church and works to start other churches around the country

2014 HIGHLIGHTS (WITH MIAMI)

- Finished second in Dolphins single-season history with 128 points, while connecting on 29-of-37 field goals (78.4%) and 41-of-41 extra point attempts
- Booted a game-winning 26-yard field goal with 1:57 left in the fourth quarter at NYJ (12/1), the first game-winning kick in the fourth quarter or overtime of his career
- Made 3-of-3 field goals at Det. (11/9), including a 50-yarder
- Hit a 51-yard field goal vs. KC (9/21)
- Connected on a career-high 4-of-4 field goals vs. NE (9/7)

2013 HIGHLIGHTS (WITH MIAMI)

- As a rookie, led the Dolphins in scoring with 111 points and earned *Pro Football Weekly*/Pro Football Writers of America All-Rookie Team honors after connecting on 26-of-34 field goals and all 33 extra point attempts
- Hit three field goals of 50-plus yards, including a 54 yarder at Ind. (9/15/13), becoming the only Dolphins rookie to connect on three 50-yard field goals in team history
- Kicked a 44-yard field goal to tie the game with 16 seconds remaining in regulation vs. Cin. (10/31). The Dolphins went on to win the game, 22-20, in overtime
- Booted field goals of 46 and 50 yards vs. Atl. (9/22), becoming just the second rookie kicker in team history to connect on two field goals of 50-plus yards
- Connected on a 54-yard field goal at Ind. (9/15), which tied for the fourth-longest regular-season field goal in Dolphins history and the second-longest kick by a Dolphins rookie
- Made his NFL debut at Cle. (9/8) and scored 11 points, going 3-for-3 on field goals, which tied for the second-most field goals in a game by a Dolphins rookie behind Dan Carpenter (four - 11/2/08 at Den.)

6 K | CALEB STURGIS

COLLEGE HIGHLIGHTS

- A four-year letterman at Florida, connected on 70-of-88 career field goal attempts (79.5%) and finished his career with 340 points
- Set Florida career records in both made field goals (70) and field goal attempts (88)
- Was a three-time member of the SEC Academic Honor Roll
- As a redshirt senior in 2012, set a school single-season record with 24 field goals on 28 attempts and was named the SEC co-Special Teams Player of the Year and a finalist for the Lou Groza Award, which is given annually to the nation's top placekicker
- Hit 3-of-3 field goals of 50-plus yards as a senior
- As a redshirt junior in 2011, was a first-team All-American and All-SEC selection and a finalist for the Lou Groza Award after making 22-of-26 field goals with a long of 55 yards, the third-longest make in the country that season. Also finished third in the country with 22 made field goals in 2011
- Appeared in four games as a junior in 2010 before suffering a back injury that sidelined him for the final nine games of the season. Earned a medical redshirt due to the injury
- Played in 14 games as a sophomore in 2009, hitting 22-of-30 field goals including a career-long 56 yarder vs. Georgia (10/31/09), the SEC's longest made field goal of the year
- Handled kickoff duties as a true freshman in 2008

TRANSACTIONS

2013	Drafted by MIA in 5th round (166th overall) ... signed 4-year contract
9/5/15	Released by MIA
9/29/15	Signed by PHI to 2-year contract
9/7/16	Signed by PHI to 1-year contract extension thru 2017

2013 GAME-BY-GAME STATISTICS W/DOLPHINS

Date	Opp	W/L	FG-FGA	Pct	Lg	Blk	XP-XPA	Pct	Blk	Pts	Kick By Kick
Sep 8	at Cle	W	3-3	100.0	49	0	2-2	100.0	0	11	45, 49, 36
Sep 15	at Ind	W	1-1	100.0	54	0	3-3	100.0	0	6	54
Sep 22	Atl	W	2-2	100.0	50	0	3-3	100.0	0	9	46, 50
Sep 30	at NO	L	1-1	100.0	34	0	2-2	100.0	0	5	34
Oct 6	Bal	L	3-4	75.0	48	0	2-2	100.0	0	11	37, 25, 48, 57N
Oct 20	Buf	L	0-1	0.0	--	0	3-3	100.0	0	3	51N
Oct 27	at NE	L	1-3	33.3	52	1	2-2	100.0	0	5	52, 46N, 39N
Oct 31	Cin	W	2-3	66.7	44	0	2-2	100.0	0	8	34N, 36, 44
Nov 11	at TB	L	2-2	100.0	40	0	1-1	100.0	0	7	40, 30
Nov 17	SD	W	2-2	100.0	37	0	2-2	100.0	0	8	22, 37
Nov 24	Car	L	3-4	75.0	47	0	1-1	100.0	0	10	32, 47, 23, 53N
Dec 1	at NYJ	W	3-4	75.0	43	0	2-2	100.0	0	11	41N, 34, 43, 18
Dec 8	at Pit	W	2-3	66.7	30	0	4-4	100.0	0	10	30, 52N, 27
Dec 15	NE	W	1-1	100.0	32	0	3-3	100.0	0	6	32
Dec 22	at Buf	L	0-0	--	--	0	0-0	100.0	0	0	
Dec 29	NYJ	L	0-0	--	--	0	1-1	100.0	0	1	
Totals			**26-34**	**76.5**	**54**	**1**	**33-33**	**100.0**	**0**	**111**	

6 K | CALEB STURGIS

2014 GAME-BY-GAME STATISTICS W/ DOLPHINS											
Date	**Opp**	**W/L**	**FG-FGA**	**Pct**	**Lg**	**Blk**	**XP-XPA**	**Pct**	**Blk**	**Pts**	**Kick By Kick**
Sep 7	NE	W	4-4	100.0	38	0	3-3	100.0	0	15	38, 24, 22, 27
Sep 14	at Buf	L	1-1	100.0	34	0	1-1	100.0	0	4	34
Sep 21	KC	L	2-3	66.7	51	0	1-1	100.0	0	7	48N, 22, 51
Sep 28	at Oak	W	1-1	100.0	41	0	5-5	100.0	0	8	41
Oct 12	GB	L	1-1	100.0	48	0	3-3	100.0	0	6	48
Oct 19	at Chi	W	2-4	50.0	33	1	3-3	100.0	0	9	50N, 33, 37N, 19
Oct 26	at Jax	W	2-2	100.0	43	0	3-3	100.0	0	9	43, 29
Nov 2	SD	W	3-4	75.0	26	0	4-4	100.0	0	13	26, 25, 45N, 23
Nov 9	at Det	L	3-3	100.0	50	0	1-1	100.0	0	10	23, 50, 20
Nov 13	Buf	W	2-2	100.0	38	0	2-2	100.0	0	8	38, 32
Nov 23	at Den	L	0-0	--	--	0	4-4	100.0	0	4	
Dec 1	at NYJ	W	3-4	75.0	44	0	1-1	100.0	0	10	43N, 43, 44, 26
Dec 7	Bal	L	2-2	100.0	46	0	1-1	100.0	0	7	46, 34
Dec 14	at NE	L	2-3	66.7	53	1	1-1	100.0	0	7	41N, 24, 53
Dec 21	Min	W	0-1	0.0	--	0	5-5	100.0	0	5	56N
Dec 28	NYJ	L	1-2	50.0	37	0	3-3	100.0	0	6	37, 53N
Totals			**29-37**	**78.4**	**53**	**2**	**41-41**	**100.0**	**0**	**128**	

64 G/T | MATT TOBIN

VITALS

Height: 6-6
Weight: 290
Date Of Birth: June 5, 1990
Hometown: Dyersville, IA
HS: Beckman Catholic (Dyersville, IA)
College: Iowa
NFL Experience: 4th Year
Acquired: RFA (2013)

CAREER TIMELINE

2008: Walked on at Iowa
2010: Saw first action as sophomore
2011: Made first collegiate start
2012: Honorable Mention All-Big Ten
2013: Signed with Philadelphia Eagles
2014: Made first NFL start

THREE-STEP DROP

Trade places with for a day: Wild Bill Hickok, a folk hero from the American Old West
Hobbies: Hunting and fishing
If not playing football, he would be: A farmer
First job: Cleaning out livestock trailers
Bucket list: Travel to Alaska
Funniest Eagle: "Big Al" Barbre
Favorite Philadelphia resturant: Fogo de Chao
Favorite meal: Steak
Favorite movie: *Shooter*
Favorite TV show: *Fast and Loud*
Favorite music: Country music, especially Gary Allan and Justin Moore
Favorite quote: "I want to be remembered as the guy who gave his all whenever he was on the field." - Walter Payton

"The thing that stood out about Matt most during the early years was he was a tough, competitive guy. He worked really hard. He had some work to do, but he was a tough competitive guy. He showed that all the time at practice."
- Iowa Head Coach Kirk Ferentz

A three-year letterman at Iowa, Matt Tobin signed with the Eagles as a rookie free agent during the 2013 offseason and has provided quality depth on the offensive line since joing the team. Tobin started the final 22 games of his Iowa career, seeing time at both left tackle and left guard. He earned honorable mention All-Big 10 accolades as a senior in 2012 and was named the recipient of the Brett Greenwood Award following the season, which is given annually to the best walk-on student-athlete.

2015 HIGHLIGHTS

- Replaced T/G Andrew Gardner as the starting RG after Gardner suffered a season-ending injury in Week 3 at NYJ (9/27). Went on to start 13 games

BIRDSEED

- As a walk-on at Iowa, it was Tobin's responsibility to pay for his own college tuition. To do so, he had to take advantage of his free time and that's exactly what he did. "I was a concrete construction worker during the summer and worked 35 hours a week," said Tobin. "I got burnt out, but it helped pay the bills which was the most important thing."
- Cuts firewood with his father every offseason and sells it on *Craigslist*. "During my first offseason, the weather was especially cold," says Tobin. "I think I made more than $2,000 that year."
- Recently purchased 120 acres of land near his hometown in Worthington, IA. Half of the land is tillable ground and the other half is timber. During the 2015 offseason, he planted corn as his first crop on the land. Although he is the new owner, Tobin has been hunting on the property since he was 8 years old. "I used to chop wood for the woman that owned the property and in exchange she let me hunt on it."
- Was an honorary chair member in 2015 for the Leukemia and Lymphoma Society in Iowa City, IA
- Each year, participates in the celebrity hunting and trap shooting charity event "Aiming for the Cure." The event benefits children and families undergoing cancer treatment at the University of Iowa Children's Hospital in Iowa City, IA

TOBIN'S CAREER SERVICE

Regular Season			Playoffs		
Year	Team	GP/GS	Year	Team	GP/GS
2013	Philadelphia	1/0	2013	Philadelphia	1/0
2014	Philadelphia	13/7	**Totals**		**1/0**
2015	Philadelphia	16/13			
Totals		**30/20**	**Starts by position**: **2014:** 5 at LG, 2 at RG, **2015:** 13 at RG		
First NFL game: 12/29/13 at Dal.					
First NFL start: 9/28/14 at SF					

64 G/T | MATT TOBIN

2014 HIGHLIGHTS

- Made his first NFL start at SF (9/28), filling in for an injured Evan Mathis at left guard

IN THE TRENCHES

- **Position other than o-line he would most like to play:** Tight end. "I played a little bit of quarterback and wide receiver in high school, but never tight end. That's one position I think would be cool to play."
- **His last touchdown:** "When I was playing QB in 8th grade, I scrambled right for a 93-yard touchdown."
- **How he became an offensive lineman:** "I moved around at quarterback, wide receiver and defensive end in high school. I eventually made the transition to offensive line during my junior year because of my size."
- **Underrated attribute needed on the offensive line:** "You need to be very detailed. A lot of people think that if you're big, you will succeed but that's not always the case. It's all about being fundamentally sound."
- **Best part of being an offensive lineman:** "Five guys working together as one."
- **Best player he's ever lined up against:** Teammate Fletcher Cox during practice
- **Advice to aspiring offensive linemen:** "Work hard, get stronger, put in the extra work and be detailed."

PERSONAL

- His favorite moment in sports growing up took place during his senior year in college when Iowa picked up a double-overtime victory at Michigan State, 19-16. "What I remember most from that win was the locker room atmosphere after the game. There was nothing like it."
- Earned second-team all-state honors as a senior captain playing on both the offensive and defensive lines at Beckman Catholic High School in Dyersville, IA
- Named first-team all-District and all-Area honors as a senior and was named captain of the all-Area squad
- Also earned two letters in baseball and track and field
- Married Shawna Determann during the 2015 offseason
- Son of Jeff and Joyce Tobin. Jeff is a tool and die engineer and Joyce is a warehouse manager at The Swiss Colony
- Has two older sisters, Heidi and Kristi
- Is a collector of deer antlers
- Earned his degree from Iowa in geoscience

COLLEGE HIGHLIGHTS

- Started the final 22 games of his collegiate career, seeing time at both tackle and guard for the Hawkeyes
- Honored with the 2012 Brett Greenwood Award, which is awarded to a walk-on student-athlete who embodies the values and behaviors of former Hawkeye walk-on Brett Greenwood
- Started all 12 contests for the Hawkeyes as a senior, seeing time at both tackle and guard
- Saw action in all 13 games as a junior in 2011, with 10 starts at left guard
- Appeared in four games as a sophomore in 2010
- Redshirted in 2008

INJURY HISTORY

- Rendered inactive the first three games of the 2014 regular season due to an ankle injury suffered in the preseason finale vs. NYJ (8/28/14)

TRANSACTIONS

2013	Signed by PHI as a rookie free agent
4/4/16	Signed by PHI to a 1-year contract

16 WR | BRYCE TREGGS

VITALS

Height: 6-0
Weight: 185
Date Of Birth: April 30, 1994
Hometown: Bellflower, CA
HS: St. John Bosco (Bellflower, CA)
College: California
NFL Experience: Rookie
Acquired: W-SF-16

CALIFORNIA CAREER RECEIVING LEADERS

RECEPTIONS

1.	Keenan Allen (2010-12)	205
2.	Geoff McArthur (2000-04)	202
3t.	Bryce Treggs (2012-15)	195
	Dameane Douglas (1995-98)	195

RECEIVING YARDS

1.	Geoff McArthur (2000-04)	3,188
2.	Bobby Shaw (1994-97)	2,731
3.	Keenan Allen (2010-12)	2,570
4.	Bryce Treggs (2012-15)	2,506

TREGGS' COLLEGE STATISTICS

			RECEIVING				
Year	Team	GP/GS	No	Yds	Avg	Lg	TD
2012	California	9/8	21	216	10.3	37	1
2013	California	11/9	77	751	9.8	50	1
2014	California	12/10	52	583	11.2	80	6
2015	California	13/6	45	956	21.2	80	7
Totals		**45/33**	**195**	**2506**	**12.9**	**80**	**15**

ADDITIONAL STATISTICS

Punt Returns: 2014 (1-1); 2013 (19-39)

Kick Returns: 2014 (1-25); 2013 (7-137)

Bryce Treggs joined the Eagles after being claimed off waivers from the San Francisco 49ers on Sept. 4, 2016, following the 53-man roster cutdown. Treggs originally signed with the 49ers as a rookie free agent following the 2016 NFL Draft. Treggs played collegiately at California where he finished his career ranked third in school history with 195 career receptions and fourth with 2,506 receiving yards.

BIRDSEED

- Treggs' father, Brian, was inducted into the Cal Athletic Hall of Fame in 2015. A four-year wideout for the Golden Bears, Brian hauled in 167 career receptions for 2,335 yards and 15 touchdowns. Bryce surpassed his father's reception and receiving yardage totals during his senior campaign and scored his 15th-career touchdown in his final collegiate contest, the Armed Forces Bowl at Air Force (12/29/15), to tie Brian's 15 career receiving touchdowns. Following his college career, Brian went on to play one season in the NFL for the Seattle Seahawks (1992). During his high school years at St. John Bosco, Bryce was coached by his father, who served as the team's receivers coach

COLLEGE HIGHLIGHTS

- Played in 45 games (33 starts) in his four seasons at California and finished his career ranked third and fourth in school history, respectively, with 195 receptions and 2,506 receiving yards
- Appeared in all 13 games (six starts) as a senior in 2015 and earned Honorable Mention All-Pac-12 honors from the league's coaches after hauling in 45 catches for 956 yards and seven TDs. The 956 receiving yards marked the eighth-highest single-season total in Cal history
- Played in 12 games (10 starts) as a junior in 2014 and finished second on the team in receptions (52) and touchdown catches (six), while finishing fourth in receiving yards (583)
- Garnered a spot on the Biletnikoff Award Watch List as a sophmore in 2013 and was named Honorable Mention All-Pac-12 after leading the Golden Bears with 77 receptions for 751 yards and a touchdown. His 77 catches marked the fourth-highest single-season total in school history. Also earned Honorable Mention Pac-12 All-Academic honors
- Contributed immediately as a true freshman in 2012, playing in nine games (eight starts) and snagging 21 receptions for 216 yards and a score

PERSONAL

- Was a first-team All-American selection by *Prepstar* and *SuperPrep* as a senior in 2011 at St. John Bosco in Bellflower, CA. Registered 70 catches for 1,377 yards and 11 TDs
- Named first-team Division 1 All-State as a junior in 2010 after catching 56 passes for 1,010 yards and 12 touchdowns
- Also ran track and was clocked at 10.8 in the 100 meters and 22.2 in the 200 meters
- Graduated from California with a bachelor's degree in legal studies
- The son of Brian Treggs and Keisha Blanks

50 LB | STEPHEN TULLOCH

VITALS

Height: 5-11
Weight: 245
Date Of Birth: January 1, 1985
Hometown: Miami, FL
HS: Miami Killian (Miami, FL)
College: N.C. State
NFL Experience: 11th Year
Acquired: FA 2016
Draft Pick: D4b-06 (116th overall) by Tennessee

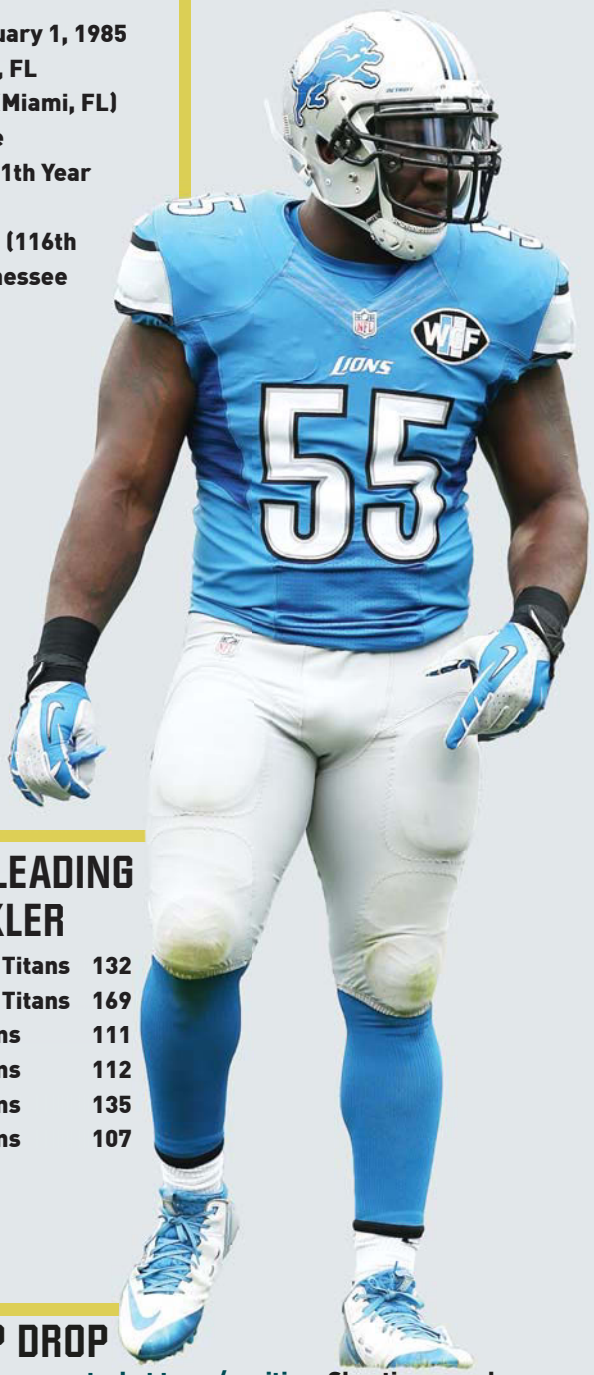

TEAM'S LEADING TACKLER

2009 - Tennessee Titans	132
2010 - Tennessee Titans	169
2011 - Detroit Lions	111
2012 - Detroit Lions	112
2013 - Detroit Lions	135
2015 - Detroit Lions	107

THREE-STEP DROP

If he could play another sport what team/position: Shooting guard for the Miami Heat
Biggest pet peeve: A person with no ambition
First jersey owned: Ray Lewis, Ravens
Favorite TV show: *Breaking Bad*
First job: At a jet ski rental company in Key Biscayne, FL
Favorite meal: Oxtail
Favorite cereal: Cinnamon Toast Crunch
Three favorite throwback jerseys: Mike Singletary, Bears; Walter Payton, Bears; Reggie White, Eagles
Nickname: Tully

Stephen Tulloch signed a one-year contract with the Eagles on August 23, 2016, after spending the previous five seasons with the Detroit Lions. Tulloch was originally drafted by Tennessee in the fourth round in 2006 and has played under Eagles defensive coordinator Jim Schwartz both in Tennessee and Detroit. The 11-year veteran has played in every game of his NFL career with the exception of his 2014 season, which was cut short due to a knee injury.

CAREER HIGHLIGHTS

- Finished as Detroit's leading tackler in four of his five seasons with the club (2011-13, 2015), recording at least 100 tackles in each of those campaigns
- Led the Titans defense in tackles in 2009 and 2010. His career-high 169 tackles in 2010 is still the highest total for the Titans since Keith Bulluck recorded 171 in 2004

BIRDSEED

- Inspired by his mother, Mercedes, a single mother who raised Stephen and his seven older brothers and sisters while working as a nurse. "She always found ways to help others despite all that she was going through. That carried with me as I began my NFL career." As a result, he began the The Stephen Tulloch Foundation in 2009. The foundation helps underprivileged youth with opportunities to be successful and works to provide them with the same opportunities as other children. His goal is to supply youth with the essentials to build self-esteem, establish their goals, and help unlock their potential. For more info: **Tulloch55.com**
- His support of cancer initiatives through his foundation is inspired in part by his high school teammate, John Jerret, who passed away from cancer when Tulluch was just 18. "It really woke me up and I knew from that moment on that I wanted to pay it forward in honor of him."
- Attended N.C. State with four of his high school teammates - three of which who went on to be drafted in the NFL (he, Andre Maddox, Pat Thomas)
- Grew up admiring many undersized linebackers such as Mike Singletary, London Fletcher, Zach Thomas and Dexter Coakley. "I would watch highlights and would Google them every week to see how they played"
- Began playing football at the age of 5 for the Kendall Hammocks Warriors as a running back

THE LITTLE LINEBACKER

Tulloch launched a children's book that he wrote with Maria Dismondy in 2015. "Growing up I was always told I was too small or too slow to make it to the next level of football and I thought that sharing my story through a children's book would be a great way to inspire young children"



50 LB | STEPHEN TULLOCH

TULLOCH'S CAREER STATISTICS

			TACKLES					PASS DEFENSE					FUMBLES			DEF SNAPS		ST
Year	Team	GP/GS	Total	Solo	Asst	TFL	Sacks	Int	Yards	Lg	TD	KD	FF	FR	Yards	Played	Pct	T
2006	Tennessee	16/3	37	23	14	2	0.5	1	0	0	0	2	0	0	0	NA	NA	17
2007	Tennessee	16/1	36	28	8	1	0.0	0	0	--	0	0	0	0	0	NA	NA	11
2008	Tennessee	16/12	98	62	36	4	1.0	0	0	--	0	2	0	2	0	NA	NA	8
2009	Tennessee	16/13	132	95	37	7	2.0	0	0	--	0	1	0	1	0	NA	NA	1
2010	Tennessee	16/16	169	121	48	NA	1.0	1	18	18	0	7	0	1	0	NA	NA	0
2011	Detroit	16/16	111	84	27	NA	3.0	2	9	9	0	5	0	3	0	NA	NA	0
2012	Detroit	16/16	112	74	38	NA	0.5	0	0	--	0	6	1	2	0	1023	99%	0
2013	Detroit	16/16	135	93	42	NA	3.5	1	0	0	0	3	0	0	0	1028	100%	0
2014	Detroit	3/3	20	15	5	NA	2.0	0	0	--	0	0	0	0	0	138	13%	0
2015	Detroit	16/16	107	74	33	NA	1.0	0	0	--	0	1	1	2	0	723	69%	0
Totals		**147/112**	**957**	**669**	**288**	**---**	**14.5**	**5**	**27**	**18**	**0**	**27**	**2**	**11**	**0**	**---**	**---**	**37**
PLAYOFFS																		
2007	Tennessee	1/1	9	7	2	2	0.0	0	0	0	0	0	0	0	0	NA	NA	0
2008	Tennessee	1/1	3	0	3	NA	0.0	0	0	0	0	0	0	0	0	NA	NA	0
2011	Detroit	1/1	15	8	7	NA	0.0	0	0	0	0	2	1	0	0	NA	NA	0
Totals		**3/3**	**25**	**14**	**11**	**---**	**0.0**	**0**	**0**	**0**	**0**	**2**	**1**	**0**	**0**	**---**	**---**	**0**

2015 GAME-BY-GAME STATISTICS W/ LIONS

Date	Opp	W/L	GP/GS	S	A	TT	Sac	Hur	Int	Yds	Lg	KD	FF	FR	Snaps	Pct
Sep 13	at SD	L	1/1	6	0	6	0.0	NA	0	0	--	0	0	1	74	99%
Sep 20	at Min	L	1/1	0	6	6	0.0	NA	0	0	--	0	0	0	44	68%
Sep 27	Den	L	1/1	7	4	11	0.0	NA	0	0	--	0	0	0	30	47%
Oct 5	at Sea	L	1/1	3	4	7	0.0	NA	0	0	--	0	0	0	48	74%
Oct 11	Ari	L	1/1	3	2	5	0.0	NA	0	0	--	0	0	0	30	65%
Oct 18	Chi	W	1/1	9	4	13	0.0	NA	0	0	--	0	0	0	49	61%
Oct 25	Min	L	1/1	4	4	8	0.0	NA	0	0	--	0	0	1	52	69%
Nov 1	at KC	L	1/1	7	0	7	0.0	NA	0	0	--	0	0	0	55	85%
Nov 15	at GB	W	1/1	4	0	4	0.0	NA	0	0	--	0	0	0	53	61%
Nov 22	Oak	W	1/1	2	1	3	0.0	NA	0	0	--	0	0	0	36	71%
Nov 26	Phi	W	1/1	3	2	5	1.0	NA	0	0	--	0	0	0	37	63%
Dec 3	GB	L	1/1	3	2	5	0.0	NA	0	0	--	1	0	0	51	76%
Dec 13	at StL	L	1/1	7	0	7	0.0	NA	0	0	--	0	0	0	42	76%
Dec 21	at NO	W	1/1	7	2	9	0.0	NA	0	0	--	0	1	0	39	51%
Dec 27	SF	W	1/1	2	1	3	0.0	NA	0	0	--	0	0	0	46	74%
Jan 3	at Chi	W	1/1	7	1	8	0.0	NA	0	0	--	0	0	0	37	71%
Totals			**16/16**	**74**	**33**	**107**	**1.0**	NA	**0**	**0**	**--**	**1**	**1**	**2**	**723**	**69%**

CAREER HIGHS

Tackles	17	12/5/10 vs. Jax.
Sacks	1.0	12x - 9/21/14 vs. GB
INTs	1	5x - 9/8/13 vs. Min.
Passes Def.	2	3x - 9/16/12 at SF

PERSONAL

- Single and resides in Miami with his two boxers, Nash and Mia
- His parents, Neville and Mercedes, are natives of Jamaica
- Surprised his mother, Mercedes, with a brand new Mercedes for Christmas in 2010. The video can be found on YouTube
- His older brother, David, played defensive tackle at Florida State under Chuck Amato, who recruited Stephen to NC State
- Grew up a fan of the Miami Dolphins, Heat and Marlins
- Named Lions' Robert Porcher Man of the Year for his community service work in 2012, 2013 and 2014
- In 2012, earned the Good Guy Award by the Detroit media
- Most memorable college football game came in his last game, as he was named the MVP of the Meineke Car Care Bowl with 15 tackles, 2 sacks, 3 TFLs and 1 FR
- Hobbies: traveling, jet skiing, scuba diving and food
- Bikram yoga, spin classes, fascia stretching and chiropractic care are just a few of the ways he takes care of his body
- On Twitter: **@stephentulloch** ... On Instagram: **stephentulloch**

50 LB | STEPHEN TULLOCH

2015 HIGHLIGHTS (WITH DETROIT)

- Returned from a 2014 season-ending knee injury to start all 16 games. Led the team with 107 tackles
- Registered his first sack of the season in a win vs. Phi. (11/22) when he dropped QB Mark Sanchez for an 8-yard loss in the third quarter
- Notched eight tackles vs. Min. (10/5), including a single-game career-high three for loss, and added a fumble recovery
- Led the defense with a season-high 13 tackles (nine solo) in a win vs. Chi. (10/18). His 13 tackles marked the highest single-game total by a Lion in 2015
- Recorded a team-high 11 tackles vs. Den. (9/27)
- In his first game back from injury, recorded six solo tackles and a fumble recovery at SD (9/13)

2014 HIGHLIGHTS (WITH DETROIT)

- Started the first three games of the season before sustaining a season-ending knee injury in a Week 3 win against the Packers. Prior to the injury, compiled 20 tackles (15 solo) and two sacks
- Recorded two tackles and a sack of Packers QB Aaron Rodgers in a win vs. GB (9/21)
- Notched 10 tackles (seven solo), including three for a loss, and dropped Panthers QB Cam Newton for a 15-yard loss at Car. (9/14)
- Served as a game captain in the season-opening win vs. NYG (9/8) and recorded eight tackles

2013 HIGHLIGHTS (WITH DETROIT)

- Served as a defensive team captain and started all 16 games for the Lions. Finished the year with a team-high 135 tackles (93 solo), a career-high 3.5 sacks and an INT. His 135 tackles marked the second-highest single-season total of his career
- Led the defense with 12 tackles (seven solo) and notched a half sack at Min. (12/29)
- Sacked Packers QB Matt Flynn for an 8-yard loss in a Thanksgiving Day win vs. GB (11/28)
- Compiled a team-high 12 tackles (nine solo) vs. Cin. (10/20)
- Notched a season-high and team-leading 14 tackles in a 40-32 win vs. Chi. (9/29). Also registered his second sack of the year when he dropped Bears QB Jay Cutler for a 9-yard loss in the second quarter
- Logged three tackles, a sack of Vikings QB Christian Ponder and an interception in a season-opening win vs. Min. (9/8)

2006 GAME-BY-GAME STATISTICS W/ TITANS

Date	Opp	W/L	GP/GS	S	A	TT	Sac	Hur	Int	Yds	Lg	KD	FF	FR	Snaps	Pct
Sep 10	NYJ	L	1/0	0	0	0	0.0	NA	0	0	--	0	0	0	NA	NA
Sep 17	at SD	L	1/0	0	0	0	0.0	NA	0	0	--	0	0	0	NA	NA
Sep 24	at Mia	L	1/0	0	0	0	0.0	NA	0	0	--	0	0	0	NA	NA
Oct 1	Dal	L	1/0	0	1	1	0.0	NA	0	0	--	0	0	0	NA	NA
Oct 8	at Ind	L	1/0	0	0	0	0.0	NA	0	0	--	0	0	0	NA	NA
Oct 15	at Was	W	1/0	0	0	0	0.0	NA	0	0	--	0	0	0	NA	NA
Oct 29	Hou	W	1/0	0	0	0	0.0	NA	0	0	--	0	0	0	NA	NA
Nov 5	at Jax	L	1/1	1	2	3	0.5	NA	0	0	--	0	0	0	NA	NA
Nov 12	Bal	L	1/1	5	2	7	0.0	NA	0	0	--	2	0	0	NA	NA
Nov 19	at Phi	W	1/0	2	2	4	0.0	NA	1	0	0	0	0	0	NA	NA
Nov 26	NYG	W	1/1	7	1	8	0.0	NA	0	0	--	0	0	0	NA	NA
Dec 3	Ind	W	1/0	0	1	1	0.0	NA	0	0	--	0	0	0	NA	NA
Dec 10	at Hou	W	1/0	0	0	0	0.0	NA	0	0	--	0	0	0	NA	NA
Dec 17	Jax	W	1/0	8	5	13	0.0	NA	0	0	--	0	0	0	NA	NA
Dec 24	at Buf	W	1/0	0	0	0	0.0	NA	0	0	--	0	0	0	NA	NA
Dec 31	NE	L	1/0	0	0	0	0.0	NA	0	0	--	0	0	0	NA	NA
Totals			**16/3**	**23**	**14**	**37**	**0.5**	**NA**	**1**	**0**	**0**	**2**	**0**	**0**	**NA**	**NA**

50 LB | STEPHEN TULLOCH

2007 GAME-BY-GAME STATISTICS W/ TITANS																
Date	**Opp**	**W/L**	**GP/GS**	**S**	**A**	**TT**	**Sac**	**Hur**	**Int**	**Yds**	**Lg**	**KD**	**FF**	**FR**	**Snaps**	**Pct**
Sep 9	at Jax	W	1/0	1	0	1	0.0	NA	0	0	--	0	0	0	NA	NA
Sep 16	Ind	L	1/0	0	0	0	0.0	NA	0	0	--	0	0	0	NA	NA
Sep 24	at NO	W	1/0	1	0	1	0.0	NA	0	0	--	0	0	0	NA	NA
Oct 7	Atl	W	1/0	0	0	0	0.0	NA	0	0	--	0	0	0	NA	NA
Oct 14	at TB	L	1/0	0	0	0	0.0	NA	0	0	--	0	0	0	NA	NA
Oct 21	at Hou	W	1/0	0	0	0	0.0	NA	0	0	--	0	0	0	NA	NA
Oct 28	Oak	W	1/0	0	0	0	0.0	NA	0	0	--	0	0	0	NA	NA
Nov 4	Car	W	1/0	0	0	0	0.0	NA	0	0	--	0	0	0	NA	NA
Nov 11	Jax	L	1/0	1	0	1	0.0	NA	0	0	--	0	0	0	NA	NA
Nov 19	at Den	L	1/0	1	0	1	0.0	NA	0	0	--	0	0	0	NA	NA
Nov 25	at Cin	L	1/0	3	0	3	0.0	NA	0	0	--	0	0	0	NA	NA
Dec 2	Hou	W	1/0	3	0	3	0.0	NA	0	0	--	0	0	0	NA	NA
Dec 9	SD	L	1/0	1	0	1	0.0	NA	0	0	--	0	0	0	NA	NA
Dec 16	at KC	W	1/0	7	2	9	0.0	NA	0	0	--	0	0	0	NA	NA
Dec 23	NYJ	W	1/0	7	3	10	0.0	NA	0	0	--	0	0	0	NA	NA
Dec 30	at Ind	W	1/1	3	3	6	0.0	NA	0	0	--	0	0	0	NA	NA
Totals			**16/1**	**28**	**8**	**36**	**0.0**	**NA**	**0**	**0**	**--**	**0**	**0**	**0**	**NA**	**NA**
PLAYOFFS																
Jan 6	at SD	L	1/1	7	2	9	0.0	NA	0	0	0	0	0	0	NA	NA
Totals			**1/1**	**7**	**2**	**9**	**0.0**	**NA**	**0**	**0**	**0**	**0**	**0**	**0**	**NA**	**NA**

2008 GAME-BY-GAME STATISTICS W/ TITANS																
Date	**Opp**	**W/L**	**GP/GS**	**S**	**A**	**TT**	**Sac**	**Hur**	**Int**	**Yds**	**Lg**	**KD**	**FF**	**FR**	**Snaps**	**Pct**
Sep 7	Jax	W	1/0	1	1	2	0.0	NA	0	0	--	0	0	0	NA	NA
Sep 14	at Cin	W	1/0	0	1	1	0.0	NA	0	0	--	0	0	0	NA	NA
Sep 21	Hou	W	1/0	0	2	2	0.0	NA	0	0	--	0	0	0	NA	NA
Sep 28	Min	W	1/1	4	3	7	0.0	NA	0	0	--	0	0	1	NA	NA
Oct 5	at Bal	W	1/1	5	5	10	0.0	NA	0	0	--	0	0	0	NA	NA
Oct 19	at KC	W	1/1	3	1	4	0.0	NA	0	0	--	0	0	0	NA	NA
Oct 27	Ind	W	1/1	4	1	5	0.0	NA	0	0	--	1	0	0	NA	NA
Nov 2	GB	W	1/0	6	2	8	0.0	NA	0	0	--	1	0	1	NA	NA
Nov 9	at Chi	W	1/1	3	2	5	0.0	NA	0	0	--	0	0	0	NA	NA
Nov 16	at Jax	W	1/1	8	4	12	0.0	NA	0	0	--	0	0	0	NA	NA
Nov 23	NYJ	L	1/1	7	3	10	0.0	NA	0	0	--	0	0	0	NA	NA
Nov 27	at Det	W	1/1	4	0	4	0.0	NA	0	0	--	0	0	0	NA	NA
Dec 7	Cle	W	1/1	1	4	5	0.0	NA	0	0	--	0	0	0	NA	NA
Dec 14	at Hou	L	1/1	6	4	10	1.0	NA	0	0	--	0	0	0	NA	NA
Dec 21	Pit	W	1/1	3	1	4	0.0	NA	0	0	--	0	0	0	NA	NA
Dec 28	at Ind	L	1/1	7	2	9	0.0	NA	0	0	--	0	0	0	NA	NA
Totals			**16/12**	**62**	**36**	**98**	**1.0**	**NA**	**0**	**0**	**--**	**2**	**0**	**2**	**NA**	**NA**
PLAYOFFS																
Jan 10	Bal	L	1/1	0	3	3	0.0	NA	0	0	0	0	0	0	NA	NA
Totals			**1/1**	**0**	**3**	**3**	**0.0**	**NA**	**0**	**0**	**0**	**0**	**0**	**0**	**NA**	**NA**

50 LB | STEPHEN TULLOCH

2009 GAME-BY-GAME STATISTICS W/ TITANS																
Date	**Opp**	**W/L**	**GP/GS**	**S**	**A**	**TT**	**Sac**	**Hur**	**Int**	**Yds**	**Lg**	**KD**	**FF**	**FR**	**Snaps**	**Pct**
Sep 10	at Pit	L	1/1	8	4	12	0.0	NA	0	0	--	0	0	1	NA	NA
Sep 20	Hou	L	1/1	4	3	7	0.0	NA	0	0	--	0	0	0	NA	NA
Sep 27	at NYJ	L	1/1	6	3	9	0.0	NA	0	0	--	1	0	0	NA	NA
Oct 4	at Jax	L	1/0	4	1	5	0.0	NA	0	0	--	0	0	0	NA	NA
Oct 11	Ind	L	1/1	9	3	12	0.0	NA	0	0	--	0	0	0	NA	NA
Oct 18	at NE	L	1/0	7	5	12	0.0	NA	0	0	--	0	0	0	NA	NA
Nov 1	Jax	W	1/1	1	2	3	0.0	NA	0	0	--	0	0	0	NA	NA
Nov 8	at SF	W	1/1	6	4	10	0.0	NA	0	0	--	0	0	0	NA	NA
Nov 15	Buf	W	1/1	3	0	3	1.0	NA	0	0	--	0	0	0	NA	NA
Nov 23	at Hou	W	1/1	9	2	11	0.0	NA	0	0	--	0	0	0	NA	NA
Nov 29	Ari	W	1/1	4	1	5	0.0	NA	0	0	--	0	0	0	NA	NA
Dec 6	at Ind	L	1/0	0	0	0	0.0	NA	0	0	--	0	0	0	NA	NA
Dec 13	StL	W	1/1	7	2	9	0.0	NA	0	0	--	0	0	0	NA	NA
Dec 20	Mia	W	1/1	12	2	14	1.0	NA	0	0	--	0	0	0	NA	NA
Dec 25	SD	L	1/1	7	3	10	0.0	NA	0	0	--	0	0	0	NA	NA
Jan 3	at Sea	W	1/1	8	2	10	0.0	NA	0	0	--	0	0	0	NA	NA
Totals			**16/13**	**95**	**37**	**132**	**2.0**	**NA**	**0**	**0**	**--**	**1**	**0**	**1**	**NA**	**NA**

2010 GAME-BY-GAME STATISTICS W/ TITANS																
Date	**Opp**	**W/L**	**GP/GS**	**S**	**A**	**TT**	**Sac**	**Hur**	**Int**	**Yds**	**Lg**	**KD**	**FF**	**FR**	**Snaps**	**Pct**
Sep 12	Oak	W	1/1	5	3	8	0.0	NA	0	0	--	0	0	0	NA	NA
Sep 19	Pit	L	1/1	5	2	7	0.0	NA	0	0	--	1	0	0	NA	NA
Sep 26	at NYG	W	1/1	9	4	13	0.0	NA	0	0	--	1	0	0	NA	NA
Oct 3	Den	L	1/1	6	6	12	0.0	NA	0	0	--	0	0	0	NA	NA
Oct 10	at Dal	W	1/1	12	3	15	0.0	NA	1	18	18	1	0	0	NA	NA
Oct 18	at Jax	W	1/1	9	2	11	0.0	NA	0	0	--	0	0	1	NA	NA
Oct 24	Phi	W	1/1	10	2	12	0.0	NA	0	0	--	0	0	0	NA	NA
Oct 31	at SD	L	1/1	5	4	9	0.0	NA	0	0	--	1	0	0	NA	NA
Nov 14	at Mia	L	1/1	5	4	9	0.0	NA	0	0	--	0	0	0	NA	NA
Nov 21	Was	L	1/1	6	3	9	0.0	NA	0	0	--	1	0	0	NA	NA
Nov 28	at Hou	L	1/1	11	3	14	0.0	NA	0	0	--	0	0	0	NA	NA
Dec 5	Jax	L	1/1	14	3	17	0.0	NA	0	0	--	1	0	0	NA	NA
Dec 9	Ind	L	1/1	7	2	9	0.0	NA	0	0	--	0	0	0	NA	NA
Dec 19	Hou	W	1/1	8	1	9	0.0	NA	0	0	--	0	0	0	NA	NA
Dec 26	at KC	L	1/1	6	4	10	0.0	NA	0	0	--	0	0	0	NA	NA
Jan 2	at Ind	L	1/1	3	2	5	1.0	NA	0	0	--	1	0	0	NA	NA
Totals			**16/16**	**121**	**48**	**169**	**1.0**	**NA**	**1**	**18**	**18**	**7**	**0**	**1**	**NA**	**NA**

50 LB | STEPHEN TULLOCH

2011 GAME-BY-GAME STATISTICS W/ TITANS																
Date	**Opp**	**W/L**	**GP/GS**	**S**	**A**	**TT**	**Sac**	**Hur**	**Int**	**Yds**	**Lg**	**KD**	**FF**	**FR**	**Snaps**	**Pct**
Sep 11	at TB	W	1/1	4	0	4	1.0	NA	0	0	--	0	0	0	NA	NA
Sep 18	KC	W	1/1	3	0	3	0.0	NA	0	0	--	0	0	1	NA	NA
Sep 25	at Min	W	1/1	7	0	7	0.0	NA	0	0	--	0	0	0	NA	NA
Oct 2	at Dal	W	1/1	10	2	12	0.0	NA	1	0	0	1	0	0	NA	NA
Oct 9	Chi	W	1/1	4	2	6	0.0	NA	0	0	--	1	0	0	NA	NA
Oct 16	SF	L	1/1	2	4	6	1.0	NA	0	0	--	0	0	0	NA	NA
Oct 23	Atl	L	1/1	2	4	6	0.0	NA	0	0	--	0	0	0	NA	NA
Oct 30	at Den	W	1/1	6	2	8	1.0	NA	0	0	--	0	0	0	NA	NA
Nov 13	at Chi	L	1/1	7	0	7	0.0	NA	0	0	--	0	0	0	NA	NA
Nov 20	Car	W	1/1	5	1	6	0.0	NA	1	9	9	2	0	0	NA	NA
Nov 24	GB	L	1/1	3	0	3	0.0	NA	0	0	--	1	0	0	NA	NA
Dec 4	at NO	L	1/1	5	5	10	0.0	NA	0	0	--	0	0	0	NA	NA
Dec 11	Min	W	1/1	6	3	9	0.0	NA	0	0	--	0	0	1	NA	NA
Dec 18	at Oak	W	1/1	8	2	10	0.0	NA	0	0	--	0	0	0	NA	NA
Dec 24	SD	W	1/1	6	1	7	0.0	NA	0	0	--	0	0	0	NA	NA
Jan 1	at GB	L	1/1	6	1	7	0.0	NA	0	0	--	0	0	1	NA	NA
Totals			**16/16**	**84**	**27**	**111**	**3.0**	**NA**	**2**	**9**	**9**	**5**	**0**	**3**	**NA**	**NA**
PLAYOFFS																
Jan 7	at NO	L	1/1	8	7	15	0.0	NA	0	0	0	2	1	0	NA	NA
Totals			**1/1**	**8**	**7**	**15**	**0.0**	**NA**	**0**	**0**	**0**	**2**	**1**	**0**	**NA**	**NA**

2012 GAME-BY-GAME STATISTICS W/ LIONS																
Date	**Opp**	**W/L**	**GP/GS**	**S**	**A**	**TT**	**Sac**	**Hur**	**Int**	**Yds**	**Lg**	**KD**	**FF**	**FR**	**Snaps**	**Pct**
Sep 9	StL	W	1/1	3	6	9	0.0	NA	0	0	--	0	0	0	55	97%
Sep 16	at SF	L	1/1	5	0	5	0.0	NA	0	0	--	2	0	0	56	90%
Sep 23	at Ten	L	1/1	3	3	6	0.0	NA	0	0	--	1	0	0	63	100%
Sep 30	Min	L	1/1	6	0	6	0.0	NA	0	0	--	0	0	0	58	100%
Oct 14	at Phi	W	1/1	7	1	8	0.0	NA	0	0	--	0	0	1	81	99%
Oct 22	at Chi	L	1/1	5	1	6	0.5	NA	0	0	--	1	0	0	70	97%
Oct 28	Sea	W	1/1	4	1	5	0.0	NA	0	0	--	1	0	0	56	100%
Nov 4	at Jax	W	1/1	5	0	5	0.0	NA	0	0	--	0	0	0	62	100%
Nov 11	at Min	L	1/1	2	1	3	0.0	NA	0	0	--	0	0	0	70	100%
Nov 18	GB	L	1/1	4	5	9	0.0	NA	0	0	--	0	0	0	64	100%
Nov 22	Hou	L	1/1	12	3	15	0.0	NA	0	0	--	0	0	0	79	100%
Dec 2	Ind	L	1/1	2	1	3	0.0	NA	0	0	--	0	0	0	77	100%
Dec 9	at GB	L	1/1	3	7	10	0.0	NA	0	0	--	0	0	1	53	100%
Dec 16	at Ari	L	1/1	6	4	10	0.0	NA	0	0	--	0	0	0	54	100%
Dec 22	Atl	L	1/1	2	3	5	0.0	NA	0	0	--	0	0	0	56	100%
Dec 30	Chi	L	1/1	5	2	7	0.0	NA	0	0	--	1	1	0	69	100%
Totals			**16/16**	**74**	**38**	**112**	**0.5**	**NA**	**0**	**0**	**--**	**6**	**1**	**2**	**1023**	**99%**

50 LB | STEPHEN TULLOCH

2013 GAME-BY-GAME STATISTICS W/ LIONS																
Date	**Opp**	**W/L**	**GP/GS**	**S**	**A**	**TT**	**Sac**	**Hur**	**Int**	**Yds**	**Lg**	**KD**	**FF**	**FR**	**Snaps**	**Pct**
Sep 8	Min	W	1/1	2	1	3	1.0	NA	1	0	0	1	0	0	55	100%
Sep 15	at Ari	L	1/1	5	0	5	0.0	NA	0	0	--	0	0	0	71	100%
Sep 22	at Was	W	1/1	3	3	6	0.0	NA	0	0	--	0	0	0	77	100%
Sep 29	Chi	W	1/1	10	4	14	1.0	NA	0	0	--	0	0	0	72	100%
Oct 6	at GB	L	1/1	7	4	11	0.0	NA	0	0	--	0	0	0	67	100%
Oct 13	at Cle	W	1/1	4	2	6	0.0	NA	0	0	--	1	0	0	68	100%
Oct 20	Cin	L	1/1	9	3	12	0.0	NA	0	0	--	0	0	0	57	100%
Oct 27	Dal	W	1/1	7	1	8	0.0	NA	0	0	--	0	0	0	53	93%
Nov 10	at Chi	W	1/1	7	0	7	0.0	NA	0	0	--	0	0	0	75	100%
Nov 17	at Pit	L	1/1	5	4	9	0.0	NA	0	0	--	0	0	0	77	100%
Nov 24	TB	L	1/1	6	4	10	0.0	NA	0	0	--	0	0	0	52	100%
Nov 28	GB	W	1/1	4	2	6	1.0	NA	0	0	--	0	0	0	43	100%
Dec 8	at Phi	L	1/1	6	4	10	0.0	NA	0	0	--	0	0	0	75	100%
Dec 16	Bal	L	1/1	6	2	8	0.0	NA	0	0	--	0	0	0	62	100%
Dec 22	NYG	L	1/1	5	3	8	0.0	NA	0	0	--	0	0	0	66	100%
Dec 29	at Min	L	1/1	7	5	12	0.5	NA	0	0	--	0	0	0	58	100%
Totals			**16/16**	**93**	**42**	**135**	**3.5**	**NA**	**1**	**0**	**0**	**2**	**0**	**0**	**1028**	**100%**

2014 GAME-BY-GAME STATISTICS W/ LIONS																
Date	**Opp**	**W/L**	**GP/GS**	**S**	**A**	**TT**	**Sac**	**Hur**	**Int**	**Yds**	**Lg**	**KD**	**FF**	**FR**	**Snaps**	**Pct**
Sep 8	NYG	W	1/1	6	2	8	0.0	NA	0	0	--	0	0	0	60	100%
Sep 14	at Car	L	1/1	7	3	10	1.0	NA	0	0	--	0	0	0	67	100%
Sep 21	GB	W	1/1	2	0	2	1.0	NA	0	0	--	0	0	0	11	21%
PLACED ON INJURED RESERVE (KNEE) ON 9/23																
Totals			**3/3**	**15**	**5**	**20**	**2.0**	**NA**	**0**	**0**	**--**	**0**	**0**	**0**	**138**	**13%**

77 DT | DESTINY VAEAO

VITALS

Height: 6-4
Weight: 299
Date Of Birth: January 15, 1994
Hometown: Pago Pago, American Samoa
HS: Tafuna (American Samoa)
College: Washington State
NFL Experience: Rookie
Acquired: RFA (2016)

2015 WASHINGTON STATE LEADERS

TACKLES FOR LOSS

1.	Darry Paulo	13.0
2.	Destiny Vaeao	12.0
3t.	Hercules Mata'afa	11.0
	Peyton Pelluer	11.0
5.	Kache Palacio	10.0

THREE-STEP DROP

In any other sport, what position would you play and what team: Forward for the Manu Somoa rugby squad

Favorite Family Tradition: Tonai (A big, traditional family dinner on Sundays in Somoa)

Favorite Meal: Taro and Palusami

Favorite Movie: Lord of the Rings

If he could be a superhero: Superman

Favorite Hobby: Swimming

Favorite quote: "When you have confidence, you can have a lot of fun. And when you have fun, you can do amazing things" - Joe Namath

A native of American Somoa who never set foot in the United States until he enrolled at Washington State in 2012, Destiny Vaeao (VIE-ow) was signed by the Eagles as an undrafted free agent in 2016. At Washington State, he combined for 84 tackles, including 19 for a loss, seven sacks, two forced fumbles and two fumble recoveries in 44 career games.

BIRDSEED

- Was a high school teammate of Lene Maiava, who was signed as a rookie free agent by the Seahawks from the University of Arizona in 2016
- An accomplished high school tight end, he was recruited mostly at that position by colleges. He opted to play at Washington State so he could play on the defensive line
- His favorite football memory was beating Stanford guard Joshua Garnett (2016 first round pick of the 49ers) for a sack and forced fumble of Kevin Hogan

COLLEGE HIGHLIGHTS

- Named to the All-Pac-12 Second Team after registering 41 tackles (20 solo), 12 TFLs, 4.5 sacks, one forced fumble, one fumble recovery and one blocked kick in 13 starts as a senior in 2015. Ranked tied for 10th in the Pac-12 in tackles for loss
- Started all 10 games he appeared in as a junior in 2014, posting 14 tackles (nine solo), 3.5 sacks, two sacks and one fumble recovery
- Appeared in 11 games (10 starts) as a sophomore in 2013, producing 24 tackles (16 solo) and 3.5 TFL
- Totaled five tackles (two solo) as a true freshman in 2012, making two starts in his 10 appearances

PERSONAL

- Son of Naomi Vaeao and the late Tepatasi Vaeao and has three brothers and one sister. His older sister also attended Washington State
- Reached the Island Championship game with Tafuna High School in each of his last two seasons, winning the title his junior year. As a senior, produced 500 receiving yards and eight TDs as a TE
- Selected to play in the International Bowl all-star game for high school seniors from Samoa and Canada against seniors from other states. Participated in the 2011 Samoa Bowl, 2012 IFAF World Game and 2012 IFAF Soma vs. Australia game
- Also played soccer, rugby and volleyball at Tafuna
- Earned a degree in criminal justice from Washington State in May, 2015

VAEAO'S COLLEGE STATISTICS

			TACKLES					FUMBLES	
Year	Team	GP/GS	Total	Solo	Asst	TFL	Sacks	FF	FR
2012	WSU	10/2	5	2	3	0.0	0.0	1	0
2013	WSU	11/10	24	16	8	3.5	0.5	0	0
2014	WSU	10/10	14	9	5	3.5	2.0	0	1
2015	WSU	13/13	41	20	21	12.0	4.5	1	1
Totals		**44/35**	**84**	**47**	**37**	**19.0**	**7.0**	**2**	**2**

72 T | HALAPOULIVAATI VAITAI

VITALS

Height: 6-6
Weight: 315
Date Of Birth: June 16, 1993
Hometown: Haltom, TX
HS: Haltom
College: TCU
NFL Experience: Rookie
Draft Pick: D5b-16 (164th overall) by Philadelphia

COLLEGE ACCOLADES

2015: All-Big 12 Second Team
2014: All-Big 12 Second Team

VAITAI'S COLLEGE SERVICE

Regular Season		
Year	Team	GP/GS
2012	TCU	5/0
2013	TCU	12/7
2014	TCU	13/13
2015	TCU	12/11
Totals		**42/31**

Starts by position: **2013:** 5 at RT, 2 at LT; **2014:** 13 at RT; **2015:** 11 at LT

THREE-STEP DROP

Best player he has faced: DeForest Buckner
If he could play another sport, what position/team: WWE wrestler
If he could be any superhero he would be: Batman
Family traditions: "We eat a lot of traditional Polynesian foods. Roasted pig is a staple. Spinach is a main ingredient in every dish"
Strangest thing he likes to eat: Octopus
Favorite athlete growing up: Yao Ming
Favorite athletes to watch now: Jason Peters
Favorite meal: Hamburger and french fries
Favorite movies: Enjoys action, comedies and thrillers
Favorite TV shows: *The Fresh Prince of Bel-Air, Friends*
Favorite music: All music, but really enjoys country and island reggae
Favorite quote: "I don't have to do this, I get to do this"

"'Big V' has tremendous size and length. He's got all the tools. He's a guy that when you talk to our coaching staff, they would take him anywhere in the draft because of the rare tools that he possesses. He's got all the tools in his body to be a good player."

-Eagles Executive V.P. of Football Operations Howie Roseman

A versatile offensive lineman who has experience playing both tackle positions, Halapoulivaati Vaitai (pronounced hal-lah-poo-lee-VAH-tee VIE-tie) was selected by the Philadelphia Eagles in the fifth round (164th overall) of the 2016 NFL Draft. A two-time All-Big 12 honoree, Vaitai was a key anchor on the Horned Frogs' offensive line in 2015 that helped pave the way for both a 1,000-yard rusher and receiver in the same season for just the second time in school history.

BIRDSEED

- In fall 2015, interned with Youth Advocate Programs, Inc., an agency that provides direct service to vulnerable and high-need youth and families. As a part of his internship, 'Big V' was paired with a sixth grader who suffered from severe ADHD. "My job was to mentor him and take him out after school. It was a very eye-opening experience. The hardest part of the job is having to shut down your feelings and emotions. You get exposed to serious and dire living conditions, but our only job is to be a big brother to the kids. We can't try to fix everything"
- Learned to play the guitar at a young age when his cousin taught him three chords. He plays by ear and does not read music. "Polynesians are very musically talented and they always play by ear. I also know how to play the ukulele, but prefer the guitar because it's bigger"
- After his playing career is over, wants to use his criminal justice degree to work for the Department of Homeland Security

BAND OF BROTHERS

Halapoulivaati is the oldest of three Vaitai brothers. Twins Kevin and Will are just 11 months younger than 'Big V' and the three played on the offensive line together at Haltom (TX) High School. After playing TE as a freshman, 'Big V' moved to RT as a sophomore and immediately earned a starting job. That season he was joined on the offensive line by Kevin (LG) and Will (RG). Big V stayed at RT for his final two years at Haltom, while Kevin moved to C and Will moved to LG. (Pictured from left to right: Will, Kevin, 'Big V')

72 T | HALAPOULIVAATI VAITAI

COLLEGE HIGHLIGHTS

- Competed in 42 games (31 starts) at both tackle positions for TCU (2012-15), where he was a two-time All-Big 12 second-team selection
- As a senior in 2015, was awarded with second-team All-Big 12 accolades after starting in 11 of 12 contests, anchoring an o-line that contributed to a 1,000-yard receiver and a 1,000-yard rusher in the same season for just the second time in TCU history
- Earned All-Big 12 second-team honors in 2014 after starting at right tackle for all 13 games. Was part of an offense that ranked second in the nation in scoring (46.5 ppg) and tied for fifth in total offense (533.0 ypg), in addition to setting single-season school records for points (604), passing yards (4,240), total yards (6,929), first downs (331) and plays (1,038)
- Made seven spot starts at both tackle positions as a sophomore in 2013
- As a freshman in 2012, competed in five games for the Horned Frogs

PERSONAL

- A *Rivals.com* three-star offensive tackle, Vaitai and his two younger brothers, Kevin and Will, anchored the left side of the offensive line at Halton High School
- Was rated the No. 3 offensive tackle in the state of Texas and the 40th overall tackle in the nation as a senior
- Was named to the 2011 Star-Telegram Offensive Super Team
- Began playing flag football in first grade for the Packers
- Nickname is 'Big V'
- His parents, Talikavili and Shirley Vaitai, are originally from Tonga and moved to the United States in the 1980s. Has younger twin brothers, Kevin and Will
- Halapoulivaati is named after his father's cousin. "He and my dad are extremely close," says Big V, "They are like brothers"
- Has two dogs: a terrier named Abby and a chihuahua named Coffee. Abby was a rescue dog that his girlfriend, Caitlin, gave to him for his birthday. He named the chihuahua Coffee because he is super hyper
- Majored in criminal justice at TCU with a minor in social work. Needs only two classes to complete his degree and plans on doing so after his rookie season
- Twitter: **@TCU74**

TRANSACTIONS

2016 Drafted by PHI in 5th round ... signed 4-year contract

26 S | JAYLEN WATKINS

VITALS

Height: 5-11
Weight: 194
Date Of Birth: November 27, 1991
Hometown: Cape Coral, FL
HS: Cape Coral
College: Florida
NFL Experience: 2nd Year
Draft Pick: D4-14 (101st overall) by Philadelphia

EAGLES WITH BROTHERS IN NFL

Jaylen and Sammy Watkins (BUF)
Brent and Garrett Celek (SF)
Jason and Travis Kelce (KC)
Mychal and Eric Kendricks (MIN)

THREE-STEP DROP

If he could play another sport, what position/team: Outfielder for the Miami Marlins
Three favorite throwback jerseys: Donovan McNabb, Eagles; Deion Sanders, Falcons; Charles Woodson, Michigan
What he'd be doing if not playing football: Going to graduate school
Best player he has lined up against: Odell Beckham, Jr.
If he could be one superhero, he would be: Thor
First job: Working at the Boys & Girls Club as a sophomore in high school
Favorite athlete growing up: Donovan McNabb
Favorite movie: *Warrior*
Biggest pet peeve: People chewing loudly

A versatile defensive back out of the University of Florida, Jaylen Watkins was signed to the Eagles 53-man roster off of the Buffalo Bills practice squad following Week 12 of the 2015 season. Watkins was originally selected by the Eagles in the fourth round of the 2014 NFL Draft. A four-year letterman with the Gators, Watkins appeared in 48 games with 28 starts during his collegiate tenure, recording 133 tackles, three interceptions and 21 passes defensed. A native of Cape Coral, FL, Watkins is the brother of Buffalo 2014 first-round selection WR Sammy Watkins, with the two pros separated by less than a year in age.

BIRDSEED

- Watkins' younger brother, Sammy, was a first-round draft pick of the Buffalo Bills in the 2014 draft after a stellar career as a receiver at Clemson. Prior to their college games, the two brothers would send each other words of encouragement. Sammy will never leave his room to head to the stadium until he texts Jaylen, "Play today like it's your last game." Jaylen responds with a phrase Sammy had become accustomed to in his three-year collegiate career, "Play hard and be safe."
- Lee County, FL (which houses Cape Coral and Fort Myers) has turned out a plethora of NFL talent, including Deion Sanders, Jevon Kearse and the Watkins brothers. "It was crazy for our hometown when Sammy and I got selected. We've had a lot of guys get drafted recently, but obviously not two brothers. Fort Myers isn't the biggest town, but it's put together a nice little bit of history on the football field. We had a few other guys selected [in 2015] with Tre Boston going to Carolina and Aaron Lynch heading to San Francisco."
- Considers himself a film junkie and tries to learn as much as he can from game footage. "I just like to watch film. Any kind of film, whether it's watching another team or receivers, other DBs. In college, I used to watch a lot of NFL DBs and try to gain as much knowledge as I could from them. When you watch all of the NFL corners, they're all so different. I like things that all of them do, so I just try to take little things from them and mold them all together. I don't want to model myself after just one guy."

2015 HIGHLIGHTS

- Recording a single-game, career-high two passes defensed along with one tackle over a career-high 49 defensive snaps vs. Ari. (12/20)

PERSONAL

- Attended Cape Coral (FL) High School, where he played quarterback, wide receiver and defensive back. As a senior in 2009, passed for 1,230 yards and 13 touchdowns and rushed for 928 yards with 10 touchdowns, while also racking up 29 receptions for 461 yards and five touchdowns
- In addition to starring on the football field, he also ran track at Cape Coral and advanced to the Class-4A Track Championships in the 4x100 relay
- Earned his degree from Florida in family, youth and community science

26 S | JAYLEN WATKINS

PERSONAL - Cont.

- Began playing football as a 5-year old for the Ft. Myers Firecats. He played wide receiver
- Son of Brandy Green and Samuel Watkins III. Brandy is a second-grade teacher and Samuel is a truck driver
- His brother, Sammy, plays for the Buffalo Bills. His cousin, Jeremy Ware, was selected by the Oakland Raiders in the seventh round of the 2010 NFL Draft
- Hobbies include reading, fishing and bowling
- Has a girlfriend, Gerraka Lewis. The two met when Jaylen was playing Pop Warner football and they both attended Cape Coral High School and the University of Florida
- Twitter: **@jwat14**

2014 HIGHLIGHTS

- Made his defensive debut in the season finale at NYG (12/28), recording three tackles and one pass defensed in a winning effort

COLLEGE HIGHLIGHTS

- Started 28 of 48 games at Florida (20 at cornerback, two at slot corner and his final six appearances at free safety)
- Recorded 133 tackles (four for a loss) and three interceptions, one of which he returned for a touchdown, during his collegiate tenure. Also finished his career ranked 11th in school history with 21 pass deflections
- Played both right cornerback and safety as a senior in 2013, recording a career-high 52 tackles, two tackles for loss and seven passes defensed. Was also the recipient of the Gators' Gene Elleson Community Service Award
- Started 11 games at left cornerback as a junior in 2012, notching 39 tackles, one tackle for loss, three interceptions and 11 passes deflected. Also scored a touchdown on a 26-yard interception return
- Appeared in all 13 games as a sophomore in 2011, starting six contests at left cornerback and two at slot corner, and registered 34 tackles and five pass deflections
- Saw action in 10 games as a freshman in 2010 as a gunner on the punt return unit and finished with eight tackles

INJURY HISTORY

- Missed the season finale at NYG (1/3/16) with a shin injury
- Was rendered inactive in the 2014 opener vs. Jax. (9/7/14) with a hamstring injury

TRANSACTIONS

2014	Drafted by PHI in 4th round (101st overall) ... signed 4-year contract
9/5/15	Waived by PHI
9/8/15	Signed by BUF to the practice squad
11/27/15	Signed by PHI to the 53-man roster from the BUF practice squad

WATKINS' CAREER STATISTICS

			TACKLES					PASS DEFENSE					FUMBLES			DEF SNAPS		ST
Year	Team	GP/GS	Total	Solo	Asst	TFL	Sacks	Int	Yards	Lg	TD	KD	FF	FR	Yards	Played	Pct	T
2014	Philadelphia	4/0	3	3	0	0	0.0	0	--	--	0	1	0	0	0	30	3%	1
2015	Philadelphia	4/0	3	2	1	0	0.0	0	--	--	0	3	0	0	0	83	7%	3
Totals		**8/0**	**6**	**5**	**1**	**0**	**0.0**	**0**	**--**	**--**	**0**	**4**	**0**	**0**	**0**	**---**	**---**	**4**

2015 GAME-BY-GAME STATISTICS

Date	Opp	W/L	GP/GS	S	A	TT	Sac	Hur	Int	Yds	Lg	KD	FF	FR	Snaps	Pct
SIGNED TO THE EAGLES 53-MAN ROSTER (11/27) FROM THE BILLS PRACTICE SQUAD																
Dec 6	at NE	W	1/0	0	0	0	0.0	0	0	--	--	0	0	0	3	3%
Dec 13	Buf	W	1/0	0	0	0	0.0	0	0	--	--	0	0	0	0	0%
Dec 20	Ari	L	1/0	1	0	1	0.0	0	0	--	--	2	0	0	49	64%
Dec 26	Was	L	1/0	1	1	2	0.0	0	0	--	--	1	0	0	31	41%
Jan 3	at NYG	W	0/0	INACTIVE (SHIN)												
Totals			**4/0**	**2**	**1**	**3**	**0.0**	**0**	**0**	**--**	**--**	**3**	**0**	**0**	**83**	**7%**

26 S | JAYLEN WATKINS

2014 GAME-BY-GAME STATISTICS																
Date	**Opp**	**W/L**	**GP/GS**	**S**	**A**	**TT**	**Sac**	**Hur**	**Int**	**Yds**	**Lg**	**KD**	**FF**	**FR**	**Snaps**	**Pct**
Sep 7	Jax	W	0/0	INACTIVE (HAMSTRING)											0	0%
Sep 15	at Ind	W	0/0	INACTIVE											0	0%
Sep 21	Was	W	1/0	0	0	0	0	0	0	0	0	0	0	0	0	0%
Sep 28	at SF	L	0/0	INACTIVE											0	0%
Oct 5	StL	W	0/0	INACTIVE											0	0%
Oct 12	NYG	W	1/0	0	0	0	0	0	0	0	0	0	0	0	0	0%
Oct 26	at Ari	L	0/0	INACTIVE											0	0%
Nov 2	at Hou	W	1/0	0	0	0	0	0	0	0	0	0	0	0	0	0%
Nov 10	Car	W	0/0	INACTIVE											0	0%
Nov 16	at GB	L	0/0	INACTIVE											0	0%
Nov 23	Ten	W	0/0	INACTIVE											0	0%
Nov 27	at Dal	W	0/0	INACTIVE											0	0%
Dec 7	Sea	L	0/0	INACTIVE											0	0%
Dec 14	Dal	L	0/0	INACTIVE											0	0%
Dec 20	at Was	L	0/0	DID NOT PLAY											0	0%
Dec 28	at NYG	W	1/0	3	0	3	0	0	0	0	0	1	0	0	30	38%
Totals			**4/0**	**3**	**0**	**3**	**0**	**0**	**0**	**0**	**0**	**1**	**0**	**0**	**30**	**3%**

11 QB | CARSON WENTZ

VITALS

Height: 6-5
Weight: 237
Date Of Birth: December 30, 1992
Hometown: Bismarck, ND
HS: Bismarck Century
College: North Dakota State
NFL Experience: Rookie
Draft Pick: D1-16 (2nd overall) by Philadelphia

1ST-ROUND NON-FBS QBs*

Quarterback (School)	Overall, Year
Carson Wentz (NDSU)	2nd, 2016
Joe Flacco (Delaware)	18th, 2008
Steve McNair (Alcorn St.)	3rd, 1995
Ken O'Brien (UC Davis)	24th, 1983
Phil Simms (Morehead St.)	7th, 1979
Doug Williams (Grambling St.)	17th, 1978
Dan Pastorini (Santa Clara)	3rd, 1971

*Since 1971

EAGLES QBs DRAFTED IN 1ST ROUND

Player	Overall, Year
Carson Wentz	2nd, 2016
Donovan McNabb	2nd, 1999
John Reaves	14th, 1972
Frank Tripucka	9th, 1949
Davey O'Brien	4th, 1939

THREE-STEP DROP

Hobbies: Hunting, going to lakes, relaxing with friends and spending time with his dog, Henley (golden retriever)
Bucket list: Hunting in Alaska, traveling to Europe
First job: Umpired youth baseball games
If he could play another sport, what position: Baseball, either as a closing pitcher or third baseman
If he could do anything other than football: High school teacher while coaching football and baseball, or athletic director
Three favorite throwback jerseys: Walter Payton, Chicago Bears; Brett Favre, Minnesota Vikings (favorite team growing up); Roger Maris, New York Yankees (North Dakota native)
Favorite TV show: *Friday Night Lights*
Favorite movie: *The Dark Knight Rises*
Favorite music: Country (Jason Aldean)
Favorite meal: Steak and potatoes

"When you talk about Carson, you're talking about a blue-collar quarterback. This guy has incredible work ethic. He's got incredible passion. He fits into this city, into the personality of this city, and you see that when he plays. He plays with that passion."

-Eagles Executive V.P. of Football Operations Howie Roseman

Carson Wentz was selected by the Philadelphia Eagles with the No. 2-overall pick in the 2016 NFL Draft, becoming the franchise's highest-drafted player since QB Donovan McNabb (also second overall) in 1999. A two-year team captain at North Dakota State, Wentz led the Bison to back-to-back NCAA Division I FCS national championships in 2014 and 2015. In his two seasons as a starter, Wentz compiled an impressive 20-3 overall record while logging 4,762 passing yards and 42 passing touchdowns, along with 936 rushing yards and 12 rushing touchdowns.

BIRDSEED

- Despite growing up an avid Minnesota Vikings fan, Wentz idolized former Green Bay Packers legend and 2016 Pro Football Hall of Fame inductee QB Brett Favre."I loved watching Favre play. I loved his gunslinger mentality and just the way he had fun. He was fun to watch and he played the game and enjoyed it. I think he played it the right way"
- Wentz's body frame changed dramatically during his time at Bismarck Century (ND) High School. He measured at 5-foot-8, 125 pounds as a freshman; 5-foot-10, 150 pounds as a sophomore; 6-foot-3, 170 pounds as a junior; and 6-foot-5, 200 pounds as a senior. As a sophomore, an undersized Wentz was told by quarterbacks coach Nick Walker, "You have the ability to be great," which was crucial in shaping his drive for the game. "Just to hear that when you're a kid, you're smaller than everyone out there and this and that, for someone to come tell you that, it was pretty special. He really believed in me and he expected to get the best out of me"
- Outside of his faith, Wentz's brother, Zach, has been the biggest influence on his life and career. "My older brother has always been a role model. He played baseball at NDSU; he was really good in school and everything. I wanted to do better than him. I just wanted to always follow in his footsteps"
- Tattoo on Wentz's wrist reads, "Audience of One," a motto that shapes his life. "It just means living for the Lord as my audience, trying to glorify everything. It's a good reminder for me every day"

COLLEGE HIGHLIGHTS

- Was a member of five straight NCAA Division I FCS national championship teams (2011-15), including two as a starter in 2014 and 2015. Finished his NDSU career ranked third in school history in career passing yards (5,115), passing touchdowns (45), completions (392), completion percentage (64.1) and passer efficiency rating (153.9)

11 QB | CARSON WENTZ

WENTZ'S COLLEGE STATISTICS																
			PASSING									RUSHING				
Year	Team	GP/GS	Att	Cmp	Pct	Yds	Y/A	TD	Int	Lg	Effic	Att	Yds	Avg	Lg	TD
2012	NDSU	8/0	16	12	75.0	144	9.0	2	0	21	191.9	5	22	4.4	12	1
2013	NDSU	11/0	30	22	73.3	209	7.0	1	0	29	142.9	10	70	7.0	19	0
2014	NDSU	16/16	358	228	63.7	3111	8.7	25	10	75t	154.1	138	642	4.7	41	6
2015	NDSU	7/7	208	130	62.5	1651	7.9	17	4	55t	152.3	63	294	4.7	29	6
Totals		**42/23**	**612**	**392**	**64.1**	**5115**	**8.4**	**45**	**14**	**75t**	**153.9**	**216**	**1028**	**4.8**	**41**	**13**

COLLEGE HIGHLIGHTS - Cont.

- Captained the Bison to a 20-3 overall record in games that he started, leading his team to back-to-back NCAA Division I FCS national titles as a junior and senior. Recognized as the most outstanding player in both championship victories
- Started the first six games of his senior season in 2015, but sustained a wrist injury and missed the following eight contests. Returned to practice in December and was cleared to play the week of the national championship game, when he led North Dakota State to a 37-10 victory over Jacksonville State. Despite the missed time, finished the year with 1,651 yards, 17 touchdowns and four INTs on 130-of-208 (63.0 pct.) passing. Added 63 carries for 294 yards (4.7 avg.) and six touchdowns
- Earned the starting job as a junior in 2014 and opened all 16 games under center for the Bison. Led North Dakota State to a 15-1 season that culminated in defeating Illinois State, 29-27, in the NCAA Division I FCS national championship game. Led three 4th-quarter comebacks in the playoffs. Posted a career year and set single-season school records in passing yards (3,111), pass attempts (358) and completions (228), while throwing 25 touchdowns against only 10 INTs. Finished the season as the Bison's second-leading rusher after logging 642 yards and six TDs on 138 carries (4.7 avg.)
- After taking a redshirt year as a true freshman in 2011, appeared in 19 games from 2012-13, completing 34-of-46 (73.9 pct.) pass attempts for 353 yards and three touchdowns, while rushing 15 times for 92 yards (6.1 avg.) and one score

PERSONAL

- Majored in health and physical education with a minor in psychology. Maintained a cumulative 4.0 GPA through his senior year at NDSU and was named the 2015 CoSIDA Academic All-American of the Year. Also earned MVFC First-Team All-Academic and CoSIDA Academic All-American first-team honors in 2014 and 2015
- Played quarterback and defensive back at Bismarck Century (ND) High School, where he was named the 2010 North Dakota Class 3A Player of the Year and earned all-state and all-conference honors
- Was also a three-year starter on the school's baseball team and played forward/center on the school's basketball team that was ranked No. 1 in the state
- The son of Doug Wentz and Cathy Domres. Has two brothers, Zach Wentz and Luke Domres
- His father, Doug, played linebacker at Northern State University in Aberdeen, SD
- His brother, Zach, was a four-year starting pitcher and infielder for NDSU baseball and his cousin, Connor, is currently a tight end for the Bison
- Twitter: **@cj_wentz**; Instagram: **@cj_wentz11**

TRANSACTIONS

2016 Drafted by PHI in 1st round (2nd overall) ... signed 4-year contract

61 C/G | STEFEN WISNIEWSKI

VITALS

Height: 6-3
Weight: 305
Date Of Birth: March 22, 1989
Hometown: Pittsburgh, PA
HS: Central Catholic (Pittsburgh, PA)
College: Penn State
NFL Experience: 6th Year
Acquired: FA (Jax) 2016
Draft Pick: D2-11 (48th overall) by Oakland

DID YOU KNOW?

After signing with the Eagles in the 2016 offseason, Wisniewski returns to his home state of Pennsylvania, where he spent the majority of his early football career. A native of Pittsburgh, PA, he was a two-time 1st-team all-state selection at Central Catholic (PA) High School. Wisniewski went on to play collegiately at Penn State, where he earned four letters for the Nittany Lions and was named first-team All-American as a senior in 2010.

THREE-STEP DROP

Biggest influence on his life/career: His father, Leo, who also played at Penn State and was selected by the Baltimore Colts in 1982 NFL Draft

Favorite all-time offensive lineman: His uncle, Steve, who was an eight-time Pro Bowler and two-time All-Pro selection at guard with the Los Angeles/Oakland Raiders from 1989-2001

Best player he's lined up against: Chiefs NT Dontari Poe

Best part of being an offensive lineman: "It's the strongest community – genuinely a unit. There's a real camaraderie on the O-line"

Most challenging aspect of the offensive line: "It's an unnatural position. When you pass block, you're moving backward trying to stop someone coming at you at full force. It takes a lot of training to overcome that"

Position he'd play other than offensive line: Defensive end

Originally a second-round draft pick of the Oakland Raiders in 2011, Stefen Wisniewski (pronounced STEF-in wiz-NEW-skee) signed with the Eagles as a free agent during the 2016 offseason after spending the 2015 season with the Jacksonville Jaguars. A versatile lineman out of Penn State, Wisniewski has started all 77 games that he has played in the NFL, opening 15 contests at LG and 62 games at C.

2015 HIGHLIGHTS (WITH JACKSONVILLE)

- Started all 16 games at center for the Jaguars and helped protect second-year QB Blake Bortles as the Jaguars signal caller set career highs in completions (355), passing yards (4,428) and touchdown passes (35)

BIRDSEED

- His father, Leo Wisniewski, was selected by the Baltimore Colts with the first pick in the second round of the 1982 NFL Draft (28th overall) and played NT in the league for three seasons (1982-1984). Leo played in 36 games for the Colts and compiled 14.5 sacks, including a career-high seven in 1984, the first year the Colts played in Indianapolis. Like Stefen, Leo played collegiately at Penn State where he earned three letters for the Nittany Lions and served as a team captain as a senior in 1981
- The NFL ties do not stop with Stefen's father, as his uncle, Steve Wisniewski, was an eight-time Pro Bowler and two-time first-team all-pro as a guard for the Raiders from 1989-1991. Seven years after his older brother Leo was selected with the first pick of the second round, Steve Wisniewski also became the first pick of the second round (29th overall) when he was selected by the Dallas Cowboys in the 1989 NFL Draft. Cowboys rookie head coach Jimmy Johnson immediately traded Steve to the Raiders in exchange for second-round, third-round and fifth-round selections, one of which (second round, 39th overall) he used to select current FOX analyst and former FB Daryl Johnston. Like brother Leo and nephew Stefen, Steve Wisniewski played collegiately at Penn State prior to entering the NFL

WISNIEWSKI'S CAREER SERVICE

Regular Season		
Year	**Team**	**GP/GS**
2011	Oakland	16/16
2012	Oakland	15/15
2013	Oakland	14/14
2014	Oakland	16/16
2015	Jacksonville	16/16
Totals		**77/77**

Starts by position: **2011:** 15 at LG, 1 at C; **2012:** 15 at C; **2013:** 14 at C; **2014:** 16 at C; **2015:** 16 at C

First NFL game: 9/12/11 at Den.

First NFL start: 9/12/11 at Den.

61 C/G | STEFEN WISNIEWSKI

PERSONAL

- A native of Pittsburgh, PA, played for coach Terry Trotten at Central Catholic (PA) High School where he was a two-time first-team all-state selection
- Was selected as a U.S. Army All-American following his senior season (2006) and was named to the *Pittsburgh Post-Gazette* Fabulous 22 team and the *Pittsburgh Tribune-Review*'s Terrific 25. Also earned All-Western Pennsylvania honors
- In addition to playing football, also lettered on the school's wrestling team
- Was a member of the National Honor Society
- During his time as a student at Penn State, compiled a perfect 4.0 GPA during the Spring of 2009 and the Fall of 2007
- Son of Leo and Cindy Wisniewski. Has one sister, Sarah

2014 HIGHLIGHTS (WITH OAKLAND)

- Despite suffering a torn labrum, battled through the injury to start all 16 games at center for the Raiders and allowed just 1.5 sacks on the season
- Helped protect Raiders QB Derek Carr as the rookie posted the second-most completions (348) and the fifth-most passing touchdowns (21) by a rookie in NFL history

2013 HIGHLIGHTS (WITH OAKLAND)

- Started all 14 games that he played at center and helped pave the way for Raiders RB Rashad Jennings to log a then-career-high 733 rushing yards and a career-high six rushing touchdowns

2012 HIGHLIGHTS (WITH OAKLAND)

- After playing left guard as a rookie, made the transition to center during the 2012 offseason and started 15 games at the position after missing the season opener with a calf injury

2011 HIGHLIGHTS (WITH OAKLAND)

- Started all 16 games at left guard as a rookie and was named to the *Pro Football Weekly* All-Rookie Team
- Was a part of an offensive line that surrendered a single-season franchise-low 25 sacks, marking the third-lowest total in the league
- Helped the Raiders line earn John Madden's Week 6 Top Protectors Award following a win vs. Cle. (10/16)

COLLEGE HIGHLIGHTS

- Earned four letters for the Penn State Nittany Lions and became the first student-athlete in school history to be named an ESPN Academic All-American three times (2008-2010). Appeared in 46 games with 39 starts during his four-year career
- Started all 13 games at right guard as a senior in 2010 and was named a first-team All-American
- Made the switch from guard to center for the 2009 season and started every game for the Nittany Lions, playing 905 snaps and earning first-team All-Big Ten recognition from the coaches and media. Also earned third-team All-American honors from *Collegefootballnews.com*
- Started all 12 games as a sophomore in 2008 (11 at RG and one at LT)
- Played in eight games with one start at right guard as a true freshman in 2007 and became the first true freshman to start a game on the Penn State offensive line since 1999. Was just one of two true freshmen to see action during the season and was named to *The Sporting News* Freshman All-Big Ten team

INJURY HISTORY

- Sustained a knee injury in 2013 and was inactive for contests vs. SD (10/6/13) and at KC (10/13/13)
- Dressed but did not play in the 2012 season opener vs. SD (9/10/12) because of a calf injury

TRANSACTIONS

2011	Drafted by OAK in 2nd round ... signed 4-year contract
4/19/15	Signed by JAX to a 1-year contract
4/4/16	Signed by PHI to a 1-year contract

2015 REGULAR SEASON STATISTICS

Record: 7-9
Chip Kelly (15), Pat Shurmur (1)

9/14	L	24-26	at Atlanta	70,516
9/20	L	10-20	Dallas	69,596
9/27	W	24-17	at New York Jets	78,160
10/4	L	20-23	at Washington	74,767
10/11	W	39-17	New Orleans	69,596
10/19	W	27-7	New York Giants	69,596
10/25	L	16-27	at Carolina	74,194
11/8	W	33-27	at Dallas (OT)	91,827
11/15	L	19-20	Miami	69,596
11/22	L	17-45	Tampa Bay	69,596
11/26	L	14-45	at Detroit	64,445
12/6	W	35-28	at New England	66,829
12/13	W	23-20	Buffalo	69,596
12/20	L	17-40	Arizona	69,596
12/26	L	24-38	Washington	69,596
1/3	W	35-30	at New York Giants	78,023

TEAM STATS	EAGLES	OPP
Total First Downs	**339**	**365**
Rushing	110	100
Passing	193	239
Penalty	36	26
3rd Down: Made/Att	91/230	99/231
3rd Down Pct.	39.6%	42.9%
4th Down: Made/Att	8/16	6/9
4th Down Pct.	50.0%	66.7%
Possession Avg.	**28:21**	**34:00**
Total Net Yards	**5830**	**6426**
Avg. Per Game	364.4	401.6
Total Plays	1102	1148
Avg. Per Play	5.3	5.6
Net Yards Rushing	**1743**	**2153**
Avg. Per Game	108.9	134.6
Total Rushes	442	478
Net Yards Passing	**4087**	**4273**
Avg. Per Game	255.4	267.1
Sacked/Yards Lost	37/254	37/243
Gross Yards	4341	4516
Completion Pct.	65.0%	62.2%
Had Intercepted	18	15
Punts/Average	**88/45.9**	**89/45.3**
Net Punting Avg.	**41.6**	**39.0**
Penalties/Yards	**104/819**	**123/1051**
Fumbles/Ball Lost	**26/13**	**23/11**
Touchdowns	**45**	**50**
Rushing	15	10
Passing	23	36
Returns	7	4

Score By Period	Q1	Q2	Q3	Q4	OT	Pts.
Team	64	112	98	97	6	377
Opponents	87	136	92	115	0	430

Rushing	No.	Yds	Avg.	Lg.	TD
D.Murray	193	702	3.6	54t	6
R.Mathews	106	539	5.1	63t	6
D.Sproles	83	317	3.8	27	3
K.Barner	28	124	4.4	19	0
S.Bradford	26	39	1.5	14	0
M.Sanchez	6	22	3.7	11	0
Team	**442**	**1743**	**3.9**	**63t**	**15**
Opponents	**478**	**2153**	**4.5**	**84**	**10**

Receiving	No.	Yds	Avg.	Lg.	TD
J.Matthews	85	997	11.7	78t	8
Z.Ertz	75	853	11.4	60	2
D.Sproles	55	388	7.1	35t	1
D.Murray	44	322	7.3	44	1
B.Celek	27	398	14.7	60	3
J.Huff	27	312	11.6	41t	3
N.Agholor	23	283	12.3	53t	1
R.Cooper	21	327	15.6	62t	2
R.Mathews	20	146	7.3	23t	1
M.Austin	13	224	17.2	39t	1
K.Barner	9	22	2.4	12	0
T.Burton	3	54	18.0	43	0
J.Krause	2	11	5.5	7	0
S.Ajirotutu	1	4	4.0	4	0
Team	**405**	**4341**	**10.7**	**78t**	**23**
Opponents	**394**	**4516**	**11.5**	**59**	**36**

Interceptions	No.	Yds	Avg.	Lg.	TD
W.Thurmond	3	67	22.3	44	0
M.Jenkins	2	99	49.5	99t	1
J.Hicks	2	67	33.5	67t	1
B.Maxwell	2	22	11.0	22	0
N.Carroll	2	18	9.0	17t	1
E.Reynolds	1	7	7.0	7	0
K.Alonso	1	0	0.0	0	0
E.Rowe	1	0	0.0	0	0
D.Ryans	1	0	0.0	0	0
Team	**15**	**280**	**18.7**	**99t**	**3**
Opponents	**18**	**141**	**7.8**	**39t**	**2**

Kick Returns	No.	Yds.	Avg.	Lg.	TD
J.Huff	21	498	23.7	49	0
R.Cooper	2	28	14.0	16	0
D.Sproles	1	20	20.0	20	0
K.Barner	1	10	10.0	10	0
Z.Ertz	1	9	9.0	9	0
S.Ajirotutu	1	0	0.0	0	0
Team	**27**	**565**	**20.9**	**49**	**0**
Opponents	**34**	**705**	**20.7**	**79**	**0**

Scoring	TD	Ru.	Rec.	Ret.	PAT	FG	2pt.	Saf.	Pts.
C.Sturgis	0	0	0	0	35/37	18/22	0	0	89
J.Matthews	8	0	8	0	--	--	0	0	48
R.Mathews	7	6	1	0	--	--	0	0	42
D.Murray	7	6	1	0	--	--	0	0	42
D.Sproles	6	3	1	2	--	--	0	0	36
B.Celek	3	0	3	0	--	--	0	0	18
J.Huff	3	0	3	0	--	--	0	0	18
C.Parkey	0	0	0	0	7/7	3/4	0	0	16
R.Cooper	2	0	2	0	--	--	0	0	12
Z.Ertz	2	0	2	0	--	--	0	0	12
W.Thurmond	1	0	0	1	--	--	0	1	8
N.Agholor	1	0	1	0	--	--	0	0	6
M.Austin	1	0	1	0	--	--	0	0	6
N.Carroll	1	0	0	1	--	--	0	0	6
N.Goode	1	0	0	1	--	--	0	0	6
J.Hicks	1	0	0	1	--	--	0	0	6
M.Jenkins	1	0	0	1	--	--	0	0	6
Team	**45**	**15**	**23**	**7**	**42/44**	**21/26**	**0**	**1**	**377**
Opponents	**50**	**10**	**36**	**4**	**47/49**	**27/27**	**0**	**0**	**430**

2-Pt. Conversions: Team 0/0, Opponents: 1/1

Field Goals (Game-by-Game)

Sturgis: () () () (33N) (39G, 29G, 26G, 41G) (37G, 39G) (52G, 29G, 24G, 50N) (31G, 53G) (32N, 37G) (43G) (50N) () (45G, 41G, 30G) (36G) (34G) ()

Parkey: (29G, 44N) (46G) (30G) () () () () () () () () () () () ()

Opps: (41G, 39G, 44G, 47G) (20G, 28G) (53G) (20G, 38G, 33G) (21G) () (35G, 29G) (41G, 44G) (42G, 22G) (28G) (48G) () (38G, 40G) (28G, 38G) (28G) (22G, 30G, 48G)

Field Goals	1-19	20-29	30-39	40-49	50+
C.Sturgis	0/0	4/4	8/10	4/4	2/4
C.Parkey	0/0	1/1	1/1	1/2	0/0
Team	**0/0**	**5/5**	**9/11**	**5/6**	**2/4**
Opponents	**0/0**	**10/10**	**7/7**	**9/9**	**1/1**

Punting	No.	Yds.	Avg.	Net	TB	In20	Lg.	Blk.
D.Jones	86	4038	47.0	41.6	8	29	64	2
Team	**88**	**4038**	**45.9**	**41.6**	**8**	**29**	**64**	**2**
Opponents	**89**	**4030**	**45.3**	**39.0**	**6**	**30**	**64**	**1**

Punt Returns	Ret.	FC	Yds.	Avg.	Lg.	TD
D.Sproles	38	18	446	11.7	89t	2
K.Barner	1	0	-3	-3.0	-3	0
Team	**39**	**18**	**443**	**11.4**	**89t**	**2**
Opponents	**42**	**23**	**215**	**5.1**	**19**	**0**

Sacks

F.Cox 9.5, C.Barwin 7.0, B.Graham 6.5, V.Curry 3.5, M.Kendricks 3.0, W.Thurmond 2.0, M. Smith 1.5, B.Braman 1.0, J.Hicks 1.0, B.Logan 1.0, C.Thornton 1.0, **Team: 37, Opponents: 37**

Fumbles

Lost: S.Bradford 3, R.Mathews 3, D.Murray 2, N.Agholor 1, K.Barner 1, Z. Ertz 1, J.Matthews 1, M.Sanchez 1, **Total: 13**

Opponent Recoveries: J.Hicks 3, F.Cox 2, B.Braman 1, B.Celek 1, M.Jenkins 1, B.Maxwell 1, D.Ryans 1, W. Thurmond 1, **Total: 11**

Passing	Att.	Cmp.	Yds.	Cmp.%	Yds./Att.	TD	TD%	Int.	Int.%	Lg	Sack	Lost	Rat.
S.Bradford	532	346	3725	65.0	7.00	19	3.6	14	2.6	78t	28	200	86.4
M.Sanchez	91	59	616	64.8	6.77	4	4.4	4	4.4	43	9	54	80.7
Team	**623**	**405**	**4341**	**65.0**	**6.97**	**23**	**3.7**	**18**	**2.9**	**78t**	**37**	**254**	**85.6**
Opponents	**633**	**394**	**4516**	**62.2**	**7.13**	**36**	**5.7**	**15**	**2.4**	**59**	**37**	**243**	**92.8**

2015 REG. SEASON DEFENSIVE STATS

DEFENSIVE STATISTICS

Player	Total	Solo	Asst.	TFL	Sacks	Hur.	INT	KD	FF	FR
Jenkins	120	92	28	13	0.0	0	2	15	3	1
Cox	104	80	24	16.5	9.5	32	0	0	3	2
Kendricks	91	71	20	8	3.0	1	0	1	1	0
Barwin	79	47	32	10	7.0	17	0	8	1	0
Thurmond	76	62	14	6	2.0	1	3	6	2	1
Ryans	68	47	21	0	0.0	0	1	1	1	1
Logan	67	53	14	6	1.0	2	0	0	0	0
Graham	63	44	19	12.5	6.5	7	0	1	3	0
Hicks	54	44	10	2	1.0	0	2	0	1	3
Carroll	54	39	15	1	0.0	0	2	15	0	0
Maxwell	51	41	10	0	0.0	0	2	12	2	1
Thornton	47	29	18	3	1.0	3	0	1	0	0
Alonso	45	34	11	1	0.0	0	1	0	0	0
Biggers	36	30	6	0	0.0	0	0	11	0	0
Allen	31	19	12	1	0.0	2	0	1	0	0
Hart	30	18	12	0	0.0	2	0	0	0	0
Curry	26	16	10	4.5	3.5	21	0	0	0	0
Rowe	25	18	7	1	0.0	0	1	8	0	0
Reynolds	20	17	3	1	0.0	0	1	0	0	0
Maragos	18	10	8	0	0.0	0	0	1	0	0
Bair	10	8	2	0	0.0	3	0	3	0	0
Smith	7	2	5	1.5	1.5	2	0	0	0	0
Goode	5	5	0	0	0.0	0	0	1	0	0
Watkins	3	2	1	0	0.0	0	0	3	0	0
Braman	1	1	0	1	1.0	0	0	0	0	0
TOTALS	**1131**	**829**	**302**	**89**	**37.0**	**93**	**15**	**88**	**17**	**9**

*Tackle totals already factor in sacks and TFLs

INDIVIDUAL SINGLE-GAME BESTS

TACKLES	14 by Hicks at NYJ (9/27)
TACKLES FOR LOSS	4 by Cox at Det. (11/26)
SACKS	3.0 by Cox vs. NO (10/11)
PASSES DEFENSED	3 by Bair at NYJ (9/27)
	3 by Biggers vs. Ari. (12/20)
	3 by Carroll at Dal. (11/8)
	3 by Carroll vs. Mia. (11/15)
	3 by Jenkins at Atl. (9/14)
	3 by Rowe at NE (12/6)
INTERCEPTIONS	1 by 9 players (Alonso, Carroll, Hicks, Jenkins, Maxwell, Reynolds, Rowe, Ryans, Thurmond)
FORCED FUMBLES	2 by Cox vs. NO (10/11)
	2 by Graham at Dal. (11/8)
	2 by Jenkins at NYJ (9/27)
FUMBLE RECOVERIES	1 by 8 players (Braman, Celek, Cox, Hicks, Jenkins, Maxwell, Ryans, Thurmond)
SPECIAL TEAMS TACKLES	3 by Couplin at NYJ (9/27)
	3 by Braman vs. Mia. (11/15)
	3 by Goode at NE (12/6)
	3 by Jenkins at NYJ (9/27)

SACKS (37)

Fletcher Cox	9.5
Connor Barwin	7.0
Brandon Graham	6.5
Vinny Curry	3.5
Mychal Kendricks	3.0
Walter Thurmond	2.0
Marcus Smith	1.5
Bryan Braman	1.0
Jordan Hicks	1.0
Bennie Logan	1.0
Cedric Thornton	1.0

FUMBLE RECOVERIES (9)

Jordan Hicks	3
Fletcher Cox	2
Malcolm Jenkins	1
Byron Maxwell	1
DeMeco Ryans	1
Walter Thurmond	1

ST FUMBLE RECOVERIES (1)

Bryan Braman	1

INTERCEPTIONS (15)

Walter Thurmond	3
Nolan Carroll	2
Jordan Hicks	2
Malcolm Jenkins	2
Byron Maxwell	2
Kiko Alonso	1
Ed Reynolds	1
Eric Rowe	1
DeMeco Ryans	1

FORCED FUMBLES (17)

Fletcher Cox	3
Brandon Graham	3
Malcolm Jenkins	3
Byron Maxwell	2
Walter Thurmond	2
Connor Barwin	1
Jordan Hicks	1
Mychal Kendricks	1
DeMeco Ryans	1

SPECIAL TEAMS TACKLES (37)

Trey Burton	19
Chris Maragos	16
Najee Goode	12
Malcolm Jenkins	9
Seyi Ajirotutu	7
Bryan Braman	7
E.J. Biggers	6
Jerome Couplin	6
Jon Dorenbos	6
Brad Jones	6
Riley Cooper	3
Mychal Kendricks	3
Marcus Smith	3
Jaylen Watkins	3
Nolan Carroll	2
Eric Rowe	2
Brent Celek	1
Jonathan Krause	1
Caleb Sturgis	1

SPECIAL TEAMS SNAPS

Braman	428	86%	Watkins	77	15%
Burton	420	84%	Barner	76	15%
Maragos	387	77%	Barbre	71	14%
Goode	349	70%	Tobin	70	14%
Biggers	302	60%	Thurmond	68	14%
Ajirotutu	262	52%	Logan	65	13%
Celek	210	42%	Kelly	60	12%
Smith	195	39%	Andrews	59	12%
Cooper	186	37%	Kendricks	47	9%
Rowe	174	35%	Thornton	42	8%
Couplin	169	34%	Alonso	25	5%
Dorenbos	162	32%	Parkey	24	5%
D. Jones	162	32%	Rice	23	5%
Jenkins	148	30%	Bair	19	4%
Sturgis	127	25%	Johnson	15	3%
Allen	125	25%	Krause	13	3%
B. Jones	102	20%	Gardner	10	2%
Huff	99	20%	Vandervelde	7	1%
Hart	98	20%	Cox	5	1%
Carroll	94	19%	Maxwell	5	1%
Sproles	91	18%	Molk	5	1%
Hicks	88	18%	Barwin	4	1%
Curry	86	17%	Agholor	1	0%
Ertz	83	17%	Austin	1	0%
Graham	80	16%	Evans	1	0%
Reynolds	77	15%	Matthews	1	0%

GAME-BY-GAME TEAM STATS

OFFENSE		First Downs				3rd Down			4th Dn.		Time	Total Net Yds			Rushing			Passing								Punting			Penalty		Fumble		Red Zone			TDs		
		Total	Rush	Pass	Pen	Conv	Att	Pct	Conv	Att	Poss	Plays	Yards	Avg	Att	Yards	Avg	Net	Sacks	Yards	Gross	Att	Comp	Pct	INT	No	Avg	Net	No	Yards	No	Lost	No	TD	FG	Rush	Pass	Ret
9/14	at Atl	23	5	17	1	3	12	.250	1	1	24:33	68	399	5.9	16	63	3.9	336	0	0	336	52	36	.692	2	5	45.2	37.6	10	88	1	0	4	3	1	2	1	0
9/20	Dal	17	2	11	4	2	11	.182	1	1	19:35	55	226	4.1	17	7	0.4	219	1	5	224	37	23	.622	2	7	43.1	43.0	8	60	1	1	2	1	0	0	1	0
9/27	at NYJ	18	8	6	4	4	14	.286	0	0	28:11	67	231	3.4	38	123	3.2	108	1	10	118	28	14	.500	0	9	48.9	41.2	5	21	1	1	2	1	1	1	1	1
10/4	at Was	14	4	6	4	4	12	.333	0	1	18:52	51	320	6.3	18	87	4.8	233	5	37	270	28	15	.536	0	6	41.8	38.2	8	72	2	2	2	1	0	0	3	0
10/11	NO	34	11	18	5	4	11	.364	0	2	34:02	79	519	6.6	34	186	5.5	333	0	0	333	45	32	.711	2	1	50.0	49.0	4	35	0	0	7	3	2	2	2	0
10/19	NYG	24	10	11	3	6	16	.375	0	0	30:24	76	428	5.6	37	158	4.3	270	1	10	280	38	24	.632	3	4	54.3	49.0	9	72	3	1	2	1	1	1	1	1
10/25	at Car	20	6	12	2	7	18	.389	1	2	31:06	81	349	4.3	30	177	5.9	172	5	33	205	46	26	.565	1	5	46.6	45.6	7	46	1	0	2	0	2	1	0	0
11/8	at Dal	25	13	9	3	3	13	.231	2	2	25:42	72	459	6.4	35	172	4.9	287	1	8	295	36	25	.694	0	5	48.2	47.2	10	70	0	0	3	2	1	2	1	1
11/15	Mia	29	10	15	4	7	18	.389	1	2	31:07	87	436	5.0	35	83	2.3	353	4	39	392	48	33	.688	1	7	36.3	32.1	7	54	3	0	5	2	1	1	1	0
11/22	TB	21	8	12	1	7	15	.467	0	0	24:06	72	383	5.3	28	136	4.9	247	3	14	261	41	26	.634	3	6	46.5	40.0	5	25	1	1	0	0	0	0	2	0
11/26	at Det	14	4	9	1	6	14	.429	0	0	22:49	58	227	3.9	25	68	2.7	159	6	40	199	27	19	.704	0	6	48.0	46.3	2	30	1	1	1	1	0	0	2	0
12/6	at NE	15	6	8	1	6	14	.429	0	0	25:44	58	248	4.3	33	128	3.9	120	1	0	120	24	14	.583	0	7	46.9	40.6	8	97	2	1	2	2	0	0	2	3
12/13	Buf	20	8	11	1	9	18	.500	0	0	24:58	73	348	4.8	34	116	3.4	232	1	15	247	38	23	.605	1	7	50.4	43.3	5	55	0	0	2	1	1	1	1	0
12/20	Ari	19	4	15	0	6	12	.500	0	2	22:32	63	424	6.7	20	74	3.7	350	2	11	361	41	28	.683	2	3	49.0	47.0	5	38	2	2	2	0	1	0	2	0
12/26	Was	23	4	17	2	7	19	.368	2	3	25:45	77	398	5.2	16	45	2.8	353	5	27	380	56	37	.661	0	7	43.6	42.1	8	45	7	2	4	3	1	2	1	0
1/3	at NYG	23	7	16	0	10	13	.769	0	0	28:06	65	435	6.7	26	120	4.6	315	1	5	320	38	30	.789	1	3	41.3	33.0	3	11	1	1	3	3	0	2	2	1
	Totals	339	110	193	36	91	230	.396	8	16	25:59	1,102	5,830	5.3	442	1,743	3.9	4,087	37	254	4,341	623	405	.650	18	88	45.9	41.6	104	819	26	13	43	24	12	15	23	7
													364.4			108.9					255.4																	

DEFENSE		First Downs				3rd Down			4th Dn.		Time	Total Net Yds			Rushing			Passing								Punting			Penalty		Fumble		Red Zone			TDs		
		Total	Rush	Pass	Pen	Conv	Att	Pct	Conv	Att	Poss	Plays	Yards	Avg	Att	Yards	Avg	Net	Sacks	Yards	Gross	Att	Comp	Pct	INT	No	Avg	Net	No	Yards	No	Lost	No	TD	FG	Rush	Pass	Ret
9/14	at Atl	21	3	16	2	4	14	.286	0	0	35:27	70	395	5.6	35	105	3.0	290	1	8	298	34	23	.676	2	4	57.8	51.5	7	57	0	0	3	1	1	0	2	0
9/20	Dal	21	4	12	5	4	12	.333	0	0	40:25	70	359	5.1	33	109	3.3	250	3	18	268	34	25	.735	0	6	52.5	45.8	18	142	2	2	2	0	2	0	1	1
9/27	at NYJ	19	4	14	1	7	17	.410	0	0	31:49	75	323	4.3	16	47	2.9	276	1	7	283	58	35	.603	3	8	46.4	35.3	6	53	2	1	2	2	0	0	2	0
10/4	at Was	25	4	18	3	9	17	.530	0	0	41:08	79	417	5.3	32	127	4.0	290	1	0	290	46	31	.674	0	5	44.2	31.2	10	110	2	1	4	2	2	1	1	0
10/11	NO	19	5	14	0	8	16	.500	1	1	25:58	69	388	5.6	21	96	4.6	292	5	43	335	43	26	.605	1	6	39.5	36.2	7	78	3	3	4	2	1	0	2	0
10/19	NYG	18	3	11	4	4	13	.310	0	1	29:36	64	247	3.9	23	81	3.5	166	3	23	189	38	24	.632	2	8	42.4	39.3	12	94	2	1	1	1	0	0	1	0
10/25	at Car	21	9	11	1	2	9	.220	0	0	28:54	58	394	6.8	33	204	6.2	190	1	7	197	24	14	.583	3	4	39.3	38.8	5	43	0	0	3	3	0	2	1	0
11/8	at Dal	25	8	11	6	8	16	.500	2	2	38:19	71	411	5.8	29	134	4.6	277	4	22	299	38	25	.658	1	4	43.8	43.8	8	58	2	0	3	3	2	0	3	0
11/15	Mia	15	4	11	0	5	15	.330	0	0	28:53	66	289	4.4	26	99	3.8	190	4	27	217	36	21	.583	0	8	49.1	42.0	8	84	1	0	4	2	2	0	2	0
11/22	TB	25	8	16	1	10	16	.630	1	1	35:54	72	521	7.2	42	283	6.7	238	1	8	246	29	19	.655	0	4	44.8	38.3	9	82	3	1	6	5	1	0	5	1
11/26	at Det	28	6	22	0	5	10	.500	0	0	37:11	70	430	6.1	30	108	3.6	322	2	15	337	38	27	.710	0	4	46.0	45.3	4	29	0	0	6	6	0	1	5	0
12/6	at NE	27	8	18	1	7	17	.410	1	2	34:16	86	427	5.0	25	103	4.1	324	4	24	348	57	30	.526	2	7	43.3	26.9	3	30	0	0	5	4	0	1	3	0
12/13	Buf	18	7	11	0	6	16	.380	0	0	35:02	69	412	6.0	32	152	4.8	260	1	8	268	36	19	.528	1	7	45.0	35.4	15	101	2	1	2	1	1	1	1	0
12/20	Ari	28	12	15	1	8	14	.570	0	0	37:28	74	493	6.7	39	230	5.9	263	2	11	274	33	20	.606	0	4	39.0	36.0	1	10	1	0	4	3	1	3	1	1
12/26	Was	25	4	21	0	5	14	.357	0	0	34:15	74	418	5.6	26	67	2.6	351	2	14	365	46	31	.674	0	7	49.6	47.1	8	70	1	0	5	3	1	0	4	1
1/3	at NYG	30	11	18	1	7	15	.467	1	2	31:54	81	502	5.8	36	208	5.8	294	2	8	302	43	24	.558	0	3	35.7	35.7	2	10	2	1	5	2	2	1	2	0
	Totals	365	100	239	26	99	231	.429	6	9	34:01	1,148	6,426	5.6	478	2,153	4.5	4,273	37	243	4,516	633	394	.622	15	89	45.3	39.0	123	1,051	23	11	59	40	16	10	36	4
													401.6			134.6					267.1																	

2015 REGULAR SEASON STATISTICS

RED ZONE

Team	Total	TD	FG	MFG	Dwn.	Fbl.	INT	Clk.	Pnt.	TD%	Score%
EAGLES	43	24	12	2	1	0	4	0	203	55.8	83.7
Opponents	61	40	16	0	0	2	2	1	328	65.6	91.8

GOAL-TO-GO

Team	Total	TD	FG	MFG	Dwn.	Fbl.	INT	Clk.	Pnt.	TD%	Score%
EAGLES	24	17	4	0	0	0	3	0	131	70.8	87.5
Opponents	32	22	7	0	0	0	2	1	175	68.8	90.6

EAGLES WEEKLY NFL RANKINGS

	OFFENSE			DEFENSE		
Week	Rush	Pass	Total	Rush	Pass	Total
Week 1	15	3	5	10	11	9t
Week 2	32	7	25t	17	25	24
Week 3	30	23	31	8	23	17
Week 4	30	26	29	13	25	21
Week 5	22	13	21	10	26	23
Week 6	19	14	13	8	19	15
Week 7	15	21	16	17	19	16t
Week 8	15	19	12	17	16	17t
Week 9	10	18	10	21	20	19
Week 10	10t	14	9	19	16	18
Week 11	11	14	8	28	16	25
Week 12	13	16	12	27t	20	25
Week 13	11t	19	16	27	24	26
Week 14	13	21	16	28	24	27
Week 15	13	16	15	30	24	29
Week 16	15	14	15	29	26	30
Week 17	14	12	12	32	28	30

PENALTY BREAKDOWN

Type of Penalty (Yards Lost)	Phi.	Opp.
Total Penalties	104 (819)	123 (1051)
Offensive	55 (408)	58 (401)
Defensive	39 (320)	46 (472)
Special Teams	10 (91)	19 (178)
First Downs Given Up by Penalty	26	36

LONGEST DRIVES

	EAGLES	OPPONENTS
MOST PLAYS:	**16** at NYG (1/3) 16-80-6:23 Touchdown	**16** at NYJ (9/27) 16-81-8:11 Touchdown
MOST YARDS:	**95** 2x, at Dal. (11/8) 7-95-2:39 Touchdown	**93** at Dal. (11/8) 11-93-5:46 Touchdown
MOST TIME:	**6:23** at NYG (1/3) 16-80-6:23 Touchdown	**9:47** vs. TB (11/22) 15-80-9:47 Touchdown

LONGEST TOUCHDOWN DRIVES

	EAGLES	OPPONENTS
MOST PLAYS:	**16** at NYG (1/3) 16-80-6:23 Touchdown	**16** at NYJ (9/27) 16-81-8:11 Touchdown
MOST YARDS:	**95** 2x, at Dal. (11/8) 7-95-2:39 Touchdown	**93** at Dal. (11/8) 11-93-5:46 Touchdown
MOST TIME:	**6:23** at NYG (1/3) 16-80-6:23 Touchdown	**9:47** vs. TB (11/22) 15-80-9:47 Touchdown

REPLAY CHALLENGES

	Challenges	No. Overturned
EAGLES	4	1
Opponents	6	2

MOST FIRST DOWNS EARNED

Player	Rush	Rec.	Total
DeMarco Murray	47	12	59
Jordan Matthews	-	44	44
Darren Sproles	21	19	40
Zach Ertz	-	39	39
Ryan Mathews	32	5	37
Brent Celek	-	21	21
Josh Huff	-	16	16
Riley Cooper	-	15	15
Nelson Agholor	-	11	11
Miles Austin	-	9	9
Kenjon Barner	6	1	7
Sam Bradford	2	-	2
Mark Sanchez	2	-	2
Trey Burton	-	1	1

2015 THIRD-DOWN EFFICIENCY

EAGLES THIRD-AND...

Date	Opponent	1	2	3	4	5	6	7	8	9	10+	Total
9/14	at Atl	1-3	0-0	0-0	1-2	0-1	0-1	0-0	0-1	0-1	1-3	3-12
9/20	Dal	2-3	0-0	0-0	0-0	0-0	0-0	0-2	0-1	0-0	0-5	2-11
9/27	at NYJ	1-1	1-1	0-2	0-0	0-3	0-0	0-0	0-1	1-2	1-4	4-14
10/4	at Was	0-0	1-1	0-0	0-1	0-1	0-1	2-3	1-1	0-0	0-4	4-12
10/11	NO	1-1	0-0	0-1	0-1	0-0	0-0	1-2	0-0	2-3	0-3	4-11
10/19	NYG	4-4	0-1	0-1	0-0	2-3	0-1	0-1	0-1	0-0	0-4	6-16
10/25	at Car	1-1	1-1	0-1	2-3	0-0	2-4	0-0	0-0	1-4	0-4	7-18
11/8	at Dal	0-1	1-2	1-2	0-1	0-1	0-1	0-1	0-1	0-1	1-2	3-13
11/15	Mia	2-2	2-2	1-3	0-0	1-1	0-0	0-2	0-2	0-0	1-6	7-18
11/22	TB	3-3	0-0	1-1	1-1	0-1	0-2	0-2	0-0	0-0	2-5	7-15
11/26	at Det	1-1	2-2	0-0	0-1	0-0	1-1	0-1	1-1	0-1	1-6	6-14
12/6	at NE	0-0	2-2	1-1	1-1	0-1	0-0	0-0	0-1	0-2	2-6	6-14
12/13	Buf	1-2	2-2	1-1	2-5	2-3	0-1	1-2	0-1	0-0	0-1	9-18
12/20	Ari	1-1	0-0	1-2	0-1	1-2	0-1	0-0	0-0	1-1	2-4	6-12
12/26	Was	1-1	0-1	2-2	2-3	0-1	0-1	1-3	1-2	0-1	0-4	7-19
1/3	at NYG	3-3	1-1	1-2	1-1	2-2	0-0	0-1	1-2	0-0	1-1	10-13
Totals:		**22-27**	**13-16**	**9-19**	**10-21**	**8-20**	**3-14**	**5-20**	**4-15**	**5-16**	**12-62**	**91-230**
		81.5	**81.3**	**47.4**	**47.6**	**40.0**	**21.4**	**25.0**	**26.7**	**31.3**	**19.4**	**39.6**

OPPONENTS THIRD-AND...

Date	Opponent	1	2	3	4	5	6	7	8	9	10+	Total
9/14	at Atl	1-3	1-1	0-2	1-1	0-0	0-1	0-0	0-0	0-0	1-6	4-14
9/20	Dal	0-1	1-2	1-2	0-0	0-0	0-0	0-0	0-0	0-0	2-7	4-12
9/27	at NYJ	3-3	1-2	0-0	1-2	1-3	1-1	0-1	0-1	0-0	0-4	7-17
10/4	at Was	2-3	0-1	1-1	1-1	1-1	1-1	1-3	0-1	0-1	2-4	9-17
10/11	NO	1-1	0-0	0-3	0-0	1-1	0-1	1-1	2-3	0-1	3-5	8-16
10/19	NYG	2-3	0-0	0-1	1-1	0-1	0-0	0-2	0-0	0-1	1-4	4-13
10/25	at Car	0-1	1-1	1-1	0-1	0-1	0-0	0-1	0-0	0-1	0-2	2-9
11/8	at Dal	1-2	1-1	0-0	2-3	1-2	1-2	0-0	2-3	0-1	0-2	8-16
11/15	Mia	1-1	0-0	1-1	0-3	0-2	0-0	1-2	0-1	0-0	2-5	5-15
11/22	TB	2-2	0-0	1-1	2-2	1-2	1-1	0-1	1-2	0-1	2-4	10-16
11/26	at Det	2-2	1-1	1-1	0-0	0-1	0-1	0-1	0-0	0-0	1-3	5-10
12/6	at NE	2-2	1-1	1-1	0-0	0-2	0-0	0-0	0-1	1-2	2-8	7-17
12/13	Buf	1-1	0-0	0-2	0-1	1-2	0-0	0-1	0-1	3-4	1-4	6-16
12/20	Ari	5-5	2-2	1-2	0-0	0-1	0-0	0-0	0-1	0-1	0-2	8-14
12/26	Was	0-0	0-0	0-0	0-1	1-2	1-1	0-1	0-0	0-1	3-8	5-14
1/3	at NYG	1-1	3-4	0-1	0-0	2-3	0-0	1-3	0-1	0-0	0-2	7-15
Totals:		**24-31**	**12-16**	**8-19**	**8-16**	**9-24**	**5-9**	**4-17**	**5-15**	**4-14**	**20-70**	**99-231**
		77.4	**75.0**	**42.1**	**50.0**	**37.5**	**55.6**	**23.5**	**33.3**	**28.6**	**28.6**	**42.9**

2015 TURNOVER BREAKDOWN

TAKEAWAYS							
Date	**Opponent**	**Turnover**	**Starting L.O.S.**	**Point of Turnover**	**Resulting L.O.S**	**Quarter**	**Result (Points)**
9/14	at Atl	*K.Alonso INT (M.Ryan)	PHI8	End Zone	PHI20 (TB)	1	Punt (0)
		W.Thurmond INT (M.Ryan)	ATL12	ATL31	ATL8	3	Touchdown (7)
9/20	Dal	F.Cox FR (J.Hicks FF of T.Romo)	PHI33	PHI41	PHI39	3	Interception (0)
		M.Jenkins FR (B.Maxwell FF of G.Escobar)	PHI39	PHI35	DAL30	4	Fumble (0)
9/27	at NYJ	J.Hicks FR (M.Jenkins FF of B.Marshall)	NYJ28	NYJ43	NYJ36	2	Touchdown (7)
		E.Rowe INT (R.Fitzpatrick)	PHI30	End Zone	PHI20 (TB)	3	Punt (0)
		J.Hicks INT (R.Fitzpatrick)	PHI30	PHI32	PHI32	4	Punt (0)
		W.Thurmond INT (R.Fitzpatrick)	PHI37	PHI18	PHI18	4	Punt (0)
10/4	at Was	J.Hicks FR (B.Graham FF of J.Reed)	PHI49	PHI42	PHI42	3	Touchdown (7)
10/11	NO	J.Hicks FR (F.Cox FF of D.Brees)	NO39	NO31	NO31	2	Field Goal (3)
		F.Cox FR (F.Cox FF of D.Brees)	NO20	NO11	NO13	3	Touchdown (6)
		*B.Maxwell FR (D.Ryans FF of M.Hoomanawanui)	PHI12	PHI11	PHI15	4	Field Goal (3)
		W.Thurmond INT (D.Brees)	NO33	NO48	NO4	4	Touchdown (7)
10/19	NYG	D.Ryans INT (E.Manning)	PHI23	PHI22	PHI22	1	Touchdown (7)
		+N.Carroll INT (E.Manning)	NYG18	NYG17	---	2	Touchdown (7)
		D.Ryans FR (M.Jenkins FF of R.Jennings)	PHI44	PHI38	PHI38	2	Interception (0)
10/25	at Car	N.Carroll INT (C.Newton)	PHI21	PHI5	PHI6	1	Punt (0)
		M.Jenkins INT (C.Newton)	CAR37	CAR39	CAR39	2	Field Goal (3)
		B.Maxwell INT (C.Newton)	CAR25	CAR40	CAR18	3	Field Goal (3)
11/8	at Dal	+J.Hicks INT (M.Cassel)	PHI36	PHI33	---	4	Touchdown (7)
11/15	Mia	None					
11/22	TB	B.Celek FR (Z.Ertz FF of J.Smith)	PHI24	PHI25	PHI14	1	Touchdown (7)
11/26	at Det	None					
12/6	at NE	+M.Jenkins INT (T.Brady)	PHI5	PHI1	---	3	Touchdown (7)
		B.Maxwell INT (T.Brady)	PHI39	End Zone	PHI20 (TB)	3	Touchdown (7)
12/13	Buf	ST-B.Braman FR (M.Thigpen muffed punt)	PHI10	BUF38	BUF37	2	Touchdown (7)
		E.Reynolds INT (T.Taylor)	BUF33	PHI33	PHI40	4	Clock (0)
12/20	Ari	None					
12/26	Was	None					
1/3	at NYG	+*W.Thurmond FR (C.Barwin FF of E.Manning)	PHI14	PHI17	---	3	Touchdown (7)

Totals: 26 takeaways resulting in 102 points

L.O.S. - Line of scrimmage
***** - Red zone play
+ - Touchdown return
ST - Special teams play
(TB) - Touchback

2015 TURNOVER BREAKDOWN

GIVEAWAYS							
Date	Opponent	Turnover	Starting L.O.S.	Point of Turnover	Resulting L.O.S	Quarter	Result (Points)
9/14	at Atl	S.Bradford INT (W.Moore)	PHI20	PHI30	PHI27	2	Touchdown (7)
		S.Bradford INT (R.Allen)	PHI16	PHI29	PHI29	4	Kneel Down (0)
9/20	Dal	*S.Bradford INT (S.Lee)	DAL3	End Zone	DAL20 (TB)	3	Punt (0)
		S.Bradford FUM (N.Hayden FR)	DAL30	DAL30	DAL32	4	Punt (0)
		S.Bradford INT (J.Wilcox)	PHI47	DAL35	PHI41	4	Touchdown (7)
9/27	at NYJ	R.Mathews FUM (D.Harris FF, D. Davis FR)	PHI44	PHI44	PHI41	4	Interception (0)
10/4	at Was	R.Mathews FUM (Aborted, K.Robinson FR)	WAS30	WAS37	WAS33	2	Punt (0)
		N.Agholor FUM (T.Murphy FR)	PHI14	PHI33	PHI30	4	Clock (0)
10/11	NO	*S.Bradford INT (B.Browner)	NO12	End Zone	NO20 (TB)	1	Touchdown (7)
		*S.Bradford INT (D.Breaux)	NO14	End Zone	NO20 (TB)	2	Punt (0)
10/19	NYG	S.Bradford INT (J.Hosley)	NYG49	NYG25	NYG42	2	Punt (0)
		J.Matthews FUM (U.Unga FF, D.Moore FR)	NYG31	NYG25	NYG37	3	Punt (0)
		S.Bradford INT (B.Meriweather)	PHI43	NYG13	NYG39	3	Punt (0)
		S.Bradford INT (L.Collins)	NYG23	End Zone	NYG20 (TB)	3	Punt (0)
10/25	at Car	S.Bradford INT (C.Jones)	PHI20	PHI21	PHI21	1	Interception (0)
11/8	at Dal	None					
11/15	Mia	*M.Sanchez INT (R.Jones)	MIA9	End Zone	MIA20 (TB)	4	Punt (0)
11/22	TB	D.Murray FUM (W.Gholston FF, J.Smith FR)	PHI24	PHI25	PHI24	1	Fumble (0)
		M.Sanchez INT (L.David)	TB33	TB26	TB30	2	Clock (0)
		M.Sanchez INT (C.Conte)	TB48	TB37	TB35	4	Punt (0)
		+M.Sanchez INT (L.David)	PHI23	PHI20	---	4	Touchdown (7)
11/26	at Det	M.Sanchez FUM (E. Ansah FF and FR)	PHI23	PHI15	PHI15	3	Touchdown (7)
12/6	at NE	K.Barner FUM (J. Collins FF, M. Brown FR)	NE28	NE25	NE25	4	Downs (0)
12/13	Buf	S.Bradford INT (L.McKelvin)	BUF24	BUF5	BUF5	4	Punt (0)
12/20	Ari	S.Bradford FUM (M.Golden FF, F.Rucker FR)	ARI38	ARI44	ARI44	3	Punt (0)
		R.Mathews FUM (J.Mauro FF, D.Swearinger FR)	PHI44	PHI44	50	3	Touchdown (7)
		+S.Bradford INT (D.Bucannon)	PHI39	PHI39	---	4	Touchdown (7)
		S.Bradford INT (T.Mathieu)	PHI28	PHI40	PHI37	4	Clock (0)
12/26	Was	Z.Ertz FUM (B.Breeland FF, D.Goldson FR)	PHI38	50	PHI49	2	Field Goal (3)
		+S.Bradford FUM (Aborted, D.Hall FR)	PHI29	PHI22	---	3	Touchdown (7)
1/3	at NYG	S.Bradford INT (J.Casillas)	PHI34	PHI35	PHI35	2	Touchdown (7)
		D.Murray FUM (J.Brinkley FF, G.Selvie FR)	PHI44	PHI48	PHI45	3	Touchdown (7)

Totals: 31 giveaways resulting in 73 points

L.O.S. - Line of scrimmage
***** - Red zone play
+ - Touchdown return
ST - Special teams play
(TB) - Touchback

2015 DRIVE EFFICIENCY

EAGLES GAME-BY-GAME DRIVES

				Drives Ended By...											
Date	Opponent	Quarterback	Drives	TD	FG	MFG	Punt	Down	INT	FUM	Safety	Clock	Points Yielded	Points Per Drive	Drive Efficiency
9/14	at Atl	Bradford	13	2	1	1	5	0	2	0	0	1	24	1.85	23.1
9/20	Dal	Bradford	12	1	1	0	7	0	2	1	0	0	10	0.83	16.7
9/27	at NYJ	Bradford	15	2	1	0	9	0	0	1	0	2	17	1.13	20.0
10/4	at Was	Bradford	12	3	0	1	6	0	0	2	0	0	20	1.67	25.0
10/11	NO	Bradford	13	4	4	0	1	2	2	0	0	0	39	3.00	61.5
10/19	NYG	Bradford	13	2	2	0	4	0	3	1	0	1	20	1.54	30.8
10/25	at Car	Bradford	13	1	3	1	5	1	1	0	0	1	16	1.23	30.8
11/8	at Dal	Bradford	11	3	2	0	5	0	0	0	0	1	26	2.36	45.5
11/15	Mia	Bradford	10	2	0	1	6	0	0	0	0	1	14	1.40	20.0
		Sanchez	4	0	1	0	1	1	1	0	0	0	3	0.75	25.0
11/22	TB	Sanchez	13	2	1	0	6	0	3	1	0	0	17	1.31	23.1
11/26	at Det	Sanchez	12	2	0	1	6	0	0	1	0	2	14	1.17	16.7
12/6	at NE	Bradford	11	2	0	0	7	0	0	1	0	1	14	1.27	18.2
12/13	Buf	Bradford	14	2	3	0	7	0	1	0	0	1	23	1.64	35.7
12/20	Ari	Bradford	12	2	1	0	3	2	2	2	0	0	17	1.42	25.0
12/26	Was	Bradford	14	3	1	0	7	1	0	2	0	0	24	1.71	28.6
1/3	at NYG	Bradford	11	4	0	0	3	0	1	1	0	2	28	2.55	36.4
Totals:		**Bradford**	**174**	**33**	**19**	**4**	**75**	**6**	**14**	**11**	**0**	**11**	**292**	**1.68**	**29.4**
		Sanchez	**29**	**4**	**2**	**1**	**13**	**1**	**4**	**2**	**0**	**2**	**34**	**1.17**	**20.7**
		TEAM	**203**	**37**	**21**	**5**	**88**	**7**	**18**	**13**	**0**	**13**	**326**	**1.61**	**28.6**

OPPONENTS GAME-BY-GAME DRIVES

				Drives Ended By...											
Date	Opponent	Quarterback	Drives	TD	FG	MFG	Punt	Down	INT	FUM	Safety	Clock	Points Yielded	Points Per Drive	Drive Efficiency
9/14	at Atl	Ryan	13	2	4	0	4	0	2	0	0	1	26	2.00	46.2
9/20	Dal	Romo	7	0	2	0	4	0	0	1	0	0	6	0.86	28.6
		Weeden	5	1	0	0	2	0	0	1	0	1	7	1.40	20.0
9/27	at NYJ	Fitzpatrick	15	2	1	0	8	0	3	1	0	0	17	1.13	20.0
10/4	at Was	Cousins	11	2	3	0	5	0	0	1	0	0	23	2.09	45.5
10/11	NO	Brees	14	2	1	0	6	0	1	3	0	1	17	1.21	21.4
10/19	NYG	Manning	13	1	0	0	8	1	2	1	0	0	7	0.54	7.7
10/25	at Car	Newton	13	3	2	0	4	0	3	0	0	1	27	2.08	38.5
11/8	at Dal	Cassel	10	3	2	0	4	0	1	0	0	0	27	2.70	50.0
11/15	Mia	Tannehill	14	2	2	0	8	0	0	0	1	1	20	1.43	28.6
11/22	TB	Winston	12	5	1	0	4	0	0	0	0	2	38	3.17	50.0
11/26	at Det	Stafford	11	6	1	0	4	0	0	0	0	0	45	4.09	63.6
12/6	at NE	Brady	15	4	0	0	7	1	2	0	0	1	28	1.87	26.7
12/13	Buf	Taylor	13	2	2	0	7	0	1	0	0	1	20	1.54	30.8
12/20	Ari	Palmer	12	4	2	0	4	0	0	0	0	2	33	2.75	50.0
12/26	Was	Cousins	14	4	1	0	7	0	0	0	0	2	31	2.21	35.7
1/3	at NYG	Manning	11	3	3	0	3	1	0	1	0	0	30	2.73	54.6
Totals:		**TEAM**	**203**	**46**	**27**	**0**	**89**	**3**	**15**	**9**	**1**	**13**	**402**	**1.98**	**40.0**

2015 PLAYS OF 20+ YARDS

WEEK 1 - EAGLES at FALCONS (9/14)

EAGLES: 3 pass, 1 rush		
Description	**Run**	**Pass**
Darren Sproles run	27	
Sam Bradford to Jordan Matthews		25
Sam Bradford to Darren Sproles		24
Sam Bradford to Zach Ertz		21
FALCONS: 5 pass, 1 rush		
Description	**Run**	**Pass**
Matt Ryan to Julio Jones		44
Matt Ryan to Roddy White		25
Matt Ryan to Roddy White		23
Matt Ryan to Julio Jones		22T
Matt Ryan to Roddy White		22
Tevin Coleman run	20	

WEEK 2 - EAGLES vs. COWBOYS (9/20)

EAGLES: 2 pass, 0 rush		
Description	**Run**	**Pass**
Sam Bradford to Jordan Matthews		32
Sam Bradford to DeMarco Murray		22
COWBOYS: 2 pass, 0 rush		
Description	**Run**	**Pass**
Brandon Weeden to Terrance Williams		42T
Tony Romo to Lance Dunbar		39

WEEK 3 - EAGLES at JETS (9/27)

EAGLES: 2 pass, 1 rush		
Description	**Run**	**Pass**
Ryan Mathews run	27	
Sam Bradford to Ryan Mathews		23T
Sam Bradford to Zach Ertz		21
JETS: 2 pass, 0 rush		
Description	**Run**	**Pass**
Ryan Fitzpatrick to Quincy Enunwa		26
Ryan Fitzpatrick to Brandon Marshall		20

WEEK 4 - EAGLES at REDSKINS (10/4)

EAGLES: 4 pass, 1 rush		
Description	**Run**	**Pass**
Sam Bradford to Riley Cooper		62T
Sam Bradford to Nelson Agholor		45
Sam Bradford to Miles Austin		39T
Sam Bradford to Jordan Matthews		30
DeMarco Murray run	30	
REDSKINS: 2 pass, 1 rush		
Description	**Run**	**Pass**
Kirk Cousins to Rashad Ross		43
Chris Thompson run	42	
Kirk Cousins to Jamison Crowder		22

WEEK 5 - EAGLES vs. SAINTS (10/11)

EAGLES: 3 pass, 2 rush		
Description	**Run**	**Pass**
Sam Bradford to Josh Huff		41T
Ryan Mathews run	33	
DeMarco Murray run	24	
Sam Bradford to Brent Celek		23
Sam Bradford to Zach Ertz		21
SAINTS: 7 pass, 0 rush		
Description	**Run**	**Pass**
Drew Brees to Willie Snead		59
Drew Brees to Brandin Cooks		46
Drew Brees to Brandin Cooks		25
Drew Brees to Willie Snead		22
Drew Brees to Willie Snead		21
Drew Brees to Ben Watson		21
Drew Brees to Willie Snead		20

WEEK 6 - EAGLES vs. GIANTS (10/19)

EAGLES: 3 pass, 1 rush		
Description	**Run**	**Pass**
Sam Bradford to Riley Cooper		43
Sam Bradford to Miles Austin		37
Sam Bradford to Riley Cooper		32T
DeMarco Murray run	21	
GIANTS: 0 pass, 0 rush		

WEEK 7 - EAGLES at PANTHERS (10/25)

EAGLES: 3 pass, 2 rush		
Description	**Run**	**Pass**
Ryan Mathews run	63T	
Sam Bradford to Zach Ertz		24
Sam Bradford to Miles Austin		22
Ryan Mathews run	22	
Sam Bradford to Ryan Mathews		20
PANTHERS: 5 pass, 2 rush		
Description	**Run**	**Pass**
Ted Ginn Jr. run	43	
Jonathan Stewart run	36	
Cam Newton to Greg Olsen		28
Cam Newton to Greg Olsen		28
Cam Newton to Corey Brown		25
Cam Newton to Ted Ginn Jr.		20
Cam Newton to Devin Funchess		20

2015 PLAYS OF 20+ YARDS

WEEK 9 - EAGLES at COWBOYS (11/8)

EAGLES: 6 pass, 2 rush		
Description	**Run**	**Pass**
Sam Bradford to DeMarco Murray		44
Sam Bradford to Jordan Matthews		41T
Sam Bradford to Jordan Matthews		34
Sam Bradford to Miles Austin		27
Sam Bradford to Zach Ertz		27
Ryan Mathews run	21	
DeMarco Murray run	20	
COWBOYS: 3 pass, 0 rush		
Description	**Run**	**Pass**
Matt Cassel to Dez Bryant		51
Matt Cassel to Cole Beasley		30
Matt Cassel to Cole Beasley		22

WEEK 10 - EAGLES vs. DOLPHINS (11/15)

EAGLES: 6 pass, 0 rush		
Description	**Run**	**Pass**
Sam Bradford to Brent Celek		60
Sam Bradford to Brent Celek		40
Sam Bradford to Zach Ertz		27
Sam Bradford to Nelson Agholor		21
Sam Bradford to Brent Celek		20
Mark Sanchez to DeMarco Murray		20
DOLPHINS: 3 pass, 2 rush		
Description	**Run**	**Pass**
Ryan Tannehill to Rishard Matthews		43
Ryan Tannehill to Lamar Miller		35
Jay Ajayi run	24	
Jay Ajayi run	20	
Ryan Tannehill to Rishard Matthews		20

WEEK 11 - EAGLES vs. BUCCANEERS (11/22)

EAGLES: 4 pass, 0 rush		
Description	**Run**	**Pass**
Mark Sanchez to Josh Huff		39T
Mark Sanchez to Darren Sproles		35T
Mark Sanchez to Riley Cooper		24
Mark Sanchez to Jordan Matthews		20
BUCCANEERS: 4 pass, 3 rush		
Description	**Run**	**Pass**
Doug Martin run	84	
Doug Martin run	58	
Doug Martin run	27	
Jameis Winston to Adam Humphries		27
Jameis Winston to Mike Evans		25
Jameis Winston to Vincent Jackson		24
Jameis Winston to Cameron Brate		23

WEEK 12 - EAGLES at LIONS (11/26)

EAGLES: 3 pass, 0 rush		
Description	**Run**	**Pass**
Mark Sanchez to Trey Burton		43
Mark Sanchez to Jordan Matthews		24T
Mark Sanchez to Jordan Matthews		23
LIONS: 4 pass, 1 rush		
Description	**Run**	**Pass**
Matthew Stafford to Joique Bell		39
Matthew Stafford to Calvin Johnson		25T
Ameer Abdullah run	23	
Matthew Stafford to Theo Riddick		23
Matthew Stafford to Brandon Pettigrew		21

WEEK 13 - EAGLES at PATRIOTS (12/6)

EAGLES: 1 pass, 0 rush		
Description	**Run**	**Pass**
Sam Bradford to Jordan Matthews		20
PATRIOTS: 4 pass, 0 rush		
Description	**Run**	**Pass**
Danny Amendola to Tom Brady		36
Tom Brady to Scott Chandler		30
Tom Brady to James White		25
Tom Brady to James White		24

WEEK 14 - EAGLES vs. BILLS (12/13)

EAGLES: 3 pass, 0 rush		
Description	**Run**	**Pass**
Sam Bradford to Nelson Agholor		53T
Sam Bradford to Zach Ertz		41
Sam Bradford to Zach Ertz		21
BILLS: 3 pass, 1 rush		
Description	**Run**	**Pass**
Tyrod Taylor to Sammy Watkins		47T
Tyrod Taylor to Robert Woods		37
Tyrod Taylor to Robert Woods		32
LeSean McCoy run	24	

WEEK 15 - EAGLES vs. CARDINALS (12/20)

EAGLES: 5 pass, 1 rush		
Description	**Run**	**Pass**
Sam Bradford to Jordan Matthews		78T
Sam Bradford to Jordan Matthews		30
Sam Bradford to Zach Ertz		22T
Sam Bradford to Josh Huff		22
Sam Bradford to Brent Celek		21
Ryan Mathews run	20	
CARDINALS: 3 pass, 1 rush		
Description	**Run**	**Pass**
David Johnson run	47T	
Carson Palmer to Darren Fells		36
Carson Palmer to Michael Floyd		29
Carson Palmer to Larry Fitzgerald		20

2015 PLAYS OF 20+ YARDS

WEEK 16 - EAGLES vs. REDSKINS (12/26)		
EAGLES: 2 pass, 0 rush		
Description	Run	Pass
Sam Bradford to Jordan Matthews		43
Sam Bradford to Jordan Matthews		24
REDSKINS: 5 pass, 0 rush		
Description	Run	Pass
Kirk Cousins to Jordan Reed		28
Kirk Cousins to Pierre Garcon		25
Kirk Cousins to Ryan Grant		24
Kirk Cousins to Jordan Reed		22T
Kirk Cousins to DeSean Jackson		22

WEEK 17 - EAGLES at GIANTS (1/3/16)		
EAGLES: 4 pass, 1 rush		
Description	Run	Pass
Sam Bradford to Zach Ertz		60
DeMarco Murray run	54T	
Sam Bradford to Jordan Matthews		25
Sam Bradford to Brent Celek		24
Sam Bradford to Zach Ertz		21
GIANTS: 3 pass, 3 rush		
Description	Run	Pass
Eli Manning to Rueben Randle		45T
Rashad Jennings run	35	
Eli Manning to Odell Beckham Jr.		24
Rashad Jennings run	21	
Rashad Jennings run	21	
Eli Manning to Rueben Randle		21

Regular-Season Totals
Eagles -- 66 plays
Opponents -- 70 plays

THE LAST TIME ...

TEAM

Won in Overtime
Eagles: 11/8/15 - at Dal., 33-27
Opponent:10/14/12 - vs. Det., 23-26

Won by Scoring in Last Two Minutes of Regulation
Eagles: 9/15/14 - at Ind., 30-27 (last score at 0:00)
Opponent: 10/4/15- at Was., 20-23 (last score at 0:26)

Tied Game by Scoring in the Last Two Minutes
Eagles: 9/15/13 - loss vs. SD (tied game at 1:51)
Opponent: 11/8/15 - win at Dal., 33-27 ot (tied game at 0:02)

Won in Prime Time
Eagles: 11/8/15 - at Dal., 33-27
Opponent: 12/26/15 - vs. Was., 38-24

Shutout
Eagles: 10/12/14 - vs. NYG, 27-0
Opponent: 1/3/10 - at Dal., 24-0

Won by 20-or-more Points
Eagles: 10/19/15 - vs. NYG, 27-7
Opponent: 12/20/15 - vs. Ari., 40-17

Won After Trailing by 20-or-More Points
Eagles: 12/19/10 - at NYG, 38-31 (NYG ahead 31-10 in 4th quarter)
Opponent: 10/2/11 - vs. SF, 24-23 (PHI ahead 23-3 in 3rd quarter)

Held a 28-or-More Point Lead
Eagles: 10/11/15 - win vs. NO, 39-17
Opponent: 11/26/15 - loss at Det., 45-14

Held a 21-or-More Point Lead
Eagles: 12/6/15 - win at NE, 35-28
Opponent: 12/26/15 - loss vs. Was., 38-24

Held a 17-or-More Point Lead
Eagles: 12/6/15 - win at NE, 35-28
Opponent: 12/26/15 - loss vs. Was., 38-24

Scored 20-or-More Points in a Quarter
Eagles: 9/27/15 - win vs. NYJ, 24-17 (21, 2nd Q)
Opponent: 11/22/15 - loss vs. TB, 45-17 (21, 2nd Q)

Scored 20-or-More Points in a Half
Eagles: 1/3/16 - win at NYG, 35-30 (21, 1st half)
Opponent: 1/3/16 - win at NYG., 35-30 (20, 1st half)

Held Opponent without a Touchdown
Eagles:10/12/14 - win vs. NYG, 27-0
Opponent: 10/20/13 - loss vs. Dal., 17-3

Touchdowns Scored by Offense and Defense
Eagles: 1/3/16 - win at NYG, 35-30 (4 offense, 1 defense)
Opponent: 12/26/15 - loss vs. Was., 38-24 (4 offense, 1 defense)

Touchdowns by Offense, Defense and Special Teams
Eagles: 12/6/15 - win at NE, 35-28 (2 offense, 1 defense, 2 ST)
Opponent: 11/16/14 - loss at GB, 53-20 (4 offense, 2 defense, 1 ST)

TEAM - Cont.

No Turnovers
Eagles: 11/8/15 - win at Dal., 33-27
Opponent: 12/26/15 - loss vs. Was., 38-24

Touchdown Scored on First Drive
Eagles: 1/3/16 - win at NYG, 35-30
Opponent: 12/20/15 - loss vs. Ari., 40-17

Successful Two-Point Conversion
Eagles: 12/15/13 - R.Cooper pass from N.Foles at Min.
Opponent: 12/26/15 - J.Crowder pass from K.Cousins vs. Was.

Failed Two-Point Conversion Attempt
Eagles: 12/15/13 - Pass failed from N.Foles to R.Cooper at Min.
Opponent: 12/29/13 - Pass failed from K.Orton to D.Bryant at Dal.

TOTAL OFFENSE

500-or-More Total Net Yards of Offense
Eagles: 10/11/15 - vs. NO (519; 186 rushing, 333 passing)
Opponent: 1/3/16 - at NYG (502; 208 rushing, 294 passing)

400-or-More Total Net Yards of Offense
Eagles: 1/3/16 - at NYG (435; 120 rushing, 315 passing)
Opponent: 1/3/16 - at NYG (502; 208 rushing, 294 passing)

RUSHING

300-or More Net Yards Rushing by Team
Eagles: 9/3/00 - at Dal. (306)
Opponent: 9/25/60 - vs. Cle. (329)

200-or-More Net Yards Rushing by Team
Eagles: 11/27/14 - at Dal. (256)
Opponent: 1/3/16 - at NYG (208)

Individual 200-Yard Rushing Game
Eagles: 12/8/13 - LeSean McCoy (29-217-2TDs) vs. Det.
Opponent: 11/22/15 - Doug Martin (27-235-0TDs) vs. TB

Individual 150-Yard Rushing Game
Eagles: 11/27/14 - LeSean McCoy (25-159-1TD) at Dal.
Opponent: 1/3/16 - Rashad Jennings (27-170-1TD) at NYG

Individual 100-Yard Rushing Game
Eagles: 10/19/15 - DeMarco Murray (21-112-1TD) vs. NYG
Opponent: 1/3/16 - Rashad Jennings (27-170-1TD) at NYG

Two 100-Yard Rushers in the Same Game
Eagles: 12/22/13 - L.McCoy (18-133-2TDs) & B.Brown (9-115-1TD) vs. Det.
Opponent: 10/30/05 - M.Anderson (21-126-1TD) and T.Bell (14-107-2TDs) at Den.

Consecutive 100-Yard Rushing Games
Eagles: 11/23/14-11/27/14 - L.McCoy (21-130-1TD) vs. Ten. & (25-159-1TD) at Dal.
Opponent: 10/25/15-11/8/15 - J.Stewart (24-125-0TDs) at Car.; D.McFadden (27-117-0TDs) at Dal.

THE LAST TIME ...

RUSHING - Cont.

Combined 200-Yards Rushing by Two Players
Eagles: 12/22/13 - 248 by L.McCoy (18-133-2TDs) & B.Brown (9-115-1TD) vs. Det.
Opponent: 11/20/15 - 187 by D.Johnson (29-187-3TDs) & K.Williams (6-34-0TDs) vs. Ari.

Individual with 30-or-More Carries
Eagles: 9/9/13 - LeSean McCoy (31-184-1TD) at Was.
Opponent: 12/14/14 - DeMarco Murray (31-81-2TD) vs. Dal.

Individual with 25-or-More Carries
Eagles: 11/27/14 - LeSean McCoy (25-159-1TD) at Dal.
Opponent: 1/3/16 - Rashad Jennings (27-170-1TD) at NYG

Rushing Play of 80-or-More Yards
Eagles: 10/1/00 - 85t by Brian Mitchell vs. Atl.
Opponent: 11/22/15 - 84 by Doug Martin vs. TB

Rushing Play of 60-or-More Yards
Eagles: 10/25/15 - 63t by Ryan Mathews at Car.
Opponent: 11/22/15 - 84 by Doug Martin vs. TB

Rushing Play of 40-or-More Yards
Eagles: 1/3/16 - 54t by DeMarco Murray at NYG
Opponent: 12/20/15 - 47 by David Johnson vs. Ari.

Individual with Three-or-More Rushing Touchdowns
Eagles: 12/18/11 - LeSean McCoy (18-102-3TDs) vs. NYJ
Opponent: 12/20/15 - David Johnson (29-187-3TDs) vs. Ari.

Individual with Two-or-More Rushing Touchdowns
Eagles: 12/14/14 - Chris Polk (2-6-2TD) vs. Dal.
Opponent: 12/20/15 - David Johnson (29-187-3TDs) vs. Ari.

PASSING

400 Net Yards Passing by Team
Eagles: 10/26/14 - at Ari. (411)
Opponent: 12/28/14 - at NYG (429)

300 Net Yards Passing by Team
Eagles: 1/3/16 - at NYG (315)
Opponent: 12/26/15 - vs. Was. (351)

Individual with 50-or-More Pass Attempts
Eagles: 12/26/15 - Sam Bradford (56-37-380-0-1TD) vs. Was.
Opponent: 12/6/15 - Tom Brady (56-29-312-2-3TDs) at NE

Individual with 40-or-More Pass Attempts
Eagles: 12/26/15 - Sam Bradford (56-37-380-0-1TD) vs. Was.
Opponent: 1/3/16 - Eli Manning (43-24-302-0-2TDs) at NYG

Individual with 30-or-More Pass Completions
Eagles: 1/3/16 - Sam Bradford (38-30-320-1-2TDs) at NYG
Opponent: 12/26/15 - Kirk Cousins (46-31-365-0-4TDs) vs.Was.

Individual with 25-or-More Pass Completions
Eagles: 1/3/16 - Sam Bradford (38-30-320-1-2TDs) at NYG
Opponent: 12/26/15 - Kirk Cousins (46-31-365-0-4TDs) vs.Was.

PASSING - Cont.

Individual 300-Yard Passing Game
Eagles: 1/3/16 - Sam Bradford (38-30-320-1-2TDs) at NYG
Opponent: 1/3/16 - Eli Manning (43-24-302-0-2TDs) at NYG

Consecutive 300-Yard Passing Games
Eagles: 12/20/15 - 1/3/16 - Sam Bradford (41-28-361-2-2TDs) vs. Ari., (56-37-380-0-1TD) vs. Was. & (38-30-320-1-2TDs) at NYG
Opponent: 12/26/15 - 1/3/16 - Kirk Cousins (46-31-365-0-4TDs) vs. Was. & Eli Manning (43-24-302-0-2TDs) at NYG

Individual with Four-or-More Touchdown Passes
Eagles: 11/3/13 - Nick Foles (28-22-406-0-7TDs) at Oak.
Opponent: 12/26/15 - Kirk Cousins (46-31-365-0-4TDs) vs. Was.

Individual with Three-or-More Touchdown Passes
Eagles: 10/4/15 - Sam Bradford (28-15-270-0-3TDs) at Was.
Opponent: 12/26/15 - Kirk Cousins (46-31-365-0-4TDs) vs. Was.

No Sacks Allowed
Eagles: 10/11/15 - vs. NO (45 attempts - Sam Bradford)
Opponent: 12/28/14 - at NYG (53 attempts - Eli Manning)

RECEIVING

Individual with 10-or-more Receptions
Eagles: 12/26/15 - Zach Ertz (13-122) vs. Was.
Opponent: 12/6/15 - James White (10-115-1TD) at NE

Individual with 150-Yard Receiving Game
Eagles: 1/3/16 - Zach Ertz (9-152) at NYG
Opponent: 12/28/14 - Odell Beckham Jr (12-185-1TD) & Rueben Randle (6-158-0TDs) at NYG

Individual with 100-Yard Receiving Game
Eagles: 1/3/16 - Zach Ertz (9-152) at NYG
Opponent: 12/26/15 - Jordan Reed (9-129-2TDs) vs. Was.

Two 100-Yard Receivers in the Same Game
Eagles: 12/26/15 - Zach Ertz (13-122) & Jordan Matthews (6-104-1TD) vs. Was.
Opponent: 11/8/15 - Cole Beasley (9-112-2TDs) & Dez Bryant (5-104-1TD) at Dal.

Consecutive 100-Yard Receiving Games
Eagles: 12/26/15-1/3/16 - Zach Ertz (13-122) vs. Was. & (9-152) at NYG
Opponent: 12/6/15-12/13/15 - James White (10-115-1TD) at NE & Robert Woods (5-106) vs. Buf.

Individual with Three-or-More TD Receptions
Eagles: 11/3/13 - Riley Cooper (5-139-3TDs) at Oak.
Opponent: 11/26/15 - Calvin Johnson (8-93-3TDs) at Det.

Individual with Two-or-More TD Receptions
Eagles: 1/3/16 - Jordan Matthews (7-54-2TDs) at NYG
Opponent: 12/26/15 - Jordan Reed (9-129-2TDs) vs. Was.

Pass Play of 80-or-More Yards
Eagles: 12/12/10 - 91t, Michael Vick to DeSean Jackson at Dal.
Opponent: 10/26/14 - 80t, Carson Palmer to Larry Fitzgerald at Ari.

THE LAST TIME ...

RECEIVING - Cont.

Pass Play of 60-or-More Yards
Eagles: 1/3/16 - 60, Sam Bradford to Zach Ertz at NYG
Opponent: 12/28/14 - 63t, Eli Manning to Odell Beckham Jr at NYG

Pass Play of 40-or-More Yards
Eagles: 1/3/16 - 60, Sam Bradford to Zach Ertz at NYG
Opponent: 1/3/16 - 45t, Eli Manning to Rueben Randle at NYG

NOTABLE OFFENSIVE COMBINATIONS

Led Team in Rushing and Receiving in Same Game
Eagles: 12/30/12 - LeSean McCoy (10-45-0TD rushing, 5-61-0TD receiving) at NYG
Opponent: 12/8/13 - Joique Bell (23-69-1TDs rushing, 4-58-0TDs receiving) vs. Det.

100-Yard Rusher & Receiver in the Same Game
Eagles: 11/27/14 - LeSean McCoy (25-159-1TD rus.) & Jeremy Maclin (8-108-0TD rec.) at Dal.
Opponent: 11/8/15 - Darren McFadden (27-117-0TDs rus.) & Cole Beasley (9-112-2TDs rec.), Dez Bryant (5-104-1TD rec.) at Dal.

100-Yard Rusher, 100-Yard Receiver & 300-Yard Passer in the Same Game
Eagles: 9/23/07 - Brian Westbrook (14-110-2TDs rush. & 5-111-1TD rec.), Kevin Curtis (11-221-3TDs rec.) & Donovan McNabb (26-21-381-0-4TDs) vs. Det.
Opponent: 12/11/05 - Tiki Barber (32-124-0TDs), Jeremy Shockey (10-107-0TDs) & Eli Manning (44-28-312-3-1TD) vs. NYG

Individual with at Least One Rushing and Receiving Touchdown in the Same Game
Eagles: 9/14/15 - DeMarco Murray (8-9-1TD rushing, 4-11-1TD receiving) at Atl.
Opponent: 10/25/15 - Mike Tolbert (3-16-1TD rushing, 1-2-1TD receiving) at Car.

Individual with at Least One Rushing Touchdown and One Touchdown Pass in the Same Game
Eagles: 11/27/14 - Mark Sanchez (29-20-217-0-1TD passing, 7-28-1TD rushing) at Dal.
Opponent: 12/6/15 - Tom Brady (56-29-312-2-3TDs passing, 6-17-1TD rushing) at NE

DEFENSE

Held Opponent Under 200 Yards Total Offense
Eagles: 9/26/10 - at Jax. (191; 139 rushing, 52 passing)
Opponent: 12/7/14 - vs. Sea. (139; 57 rushing, 82 passing)

Held Opponent Under 300 Yards Total Offense
Eagles: 11/15/15 - vs. Mia. (289; 190 passing, 99 rushing)
Opponent: 12/6/15 - at NE (248; 128 rushing, 120 passing)

Held Opponent Under 50 Yards Rushing
Eagles: 9/27/15- at NYJ (47)
Opponent: 12/26/15 - vs. Was. (45)

Held Opponent Under 75 Yards Rushing
Eagles: 12/26/15- vs. Was. (67)
Opponent: 12/26/15 - vs. Was. (45)

DEFENSE - Cont.

Held Opponent Under 100 Yards Rushing
Eagles: 12/26/15- vs. Was. (67)
Opponent: 12/26/15 - vs. Was. (45)

Held Opponent Under 100 Net Yards Passing
Eagles: 12/13/12 - vs. Cin. (92)
Opponent: 12/7/14 - vs. Sea. (82)

Held Opponent Under 150 Net Yards Passing
Eagles: 12/13/12 - vs. Cin. (92)
Opponent: 12/6/15 - at NE (120)

Interception Return for a Touchdown
Eagles: 12/6/15 - M.Jenkins, 99 yards (QB T.Brady) at NE
Opponent: 12/20/15 - D.Bucannon, 39 yards (QB S.Bradford) vs. Ari.

Individual with Three-or-More Interceptions
Eagles: 10/16/11 - K.Coleman (3 - R.Grossman) at Was.
Opponent: 12/2/07 - L.Tatupu (3 - A.J. Feeley) vs. Sea.

Individual with Two-or-More Interceptions
Eagles: 9/9/12 - K.Coleman (2) & D.Rodgers-Cromartie (2) at Cle. (QB B.Weeden)
Opponent: 11/22/15 - L.David (2) vs. TB (QB M.Sanchez)

Fumble Recovered for Touchdown
Eagles: 1/3/16 - W.Thurmond recovered E.Manning fumble forced by C.Barwin and returned it 83 yards for a touchdown at NYG
Opponent: 12/26/15 - D.Hall recovered S.Bradford fumble and returned it 17 yards for a touchdown vs. Was.

Safety Scored
Eagles: 11/15/15 - R.Tannehill sacked in end zone by W.Thurmond, fumbles ball out of bounds vs. Mia.
Opponent: 11/23/08 - S.Rocca punt blocked by J.McClain out of bounds in end zone at Bal.
1/11/09 - Intentional grounding penalty enforced on D.McNabb in end zone (NFC-D) at NYG

Seven-or-More Sacks by Team
Eagles: 11/10/14 - vs. Car. (9)
Opponent: 11/5/12 - at NO (7)

Six-or-More Sacks by Team
Eagles: 11/10/14 - vs. Car. (9)
Opponent: 11/26/15 - at Det. (6)

Five-or-More Sacks by Team
Eagles: 10/11/15 - vs. NO (5)
Opponent: 12/26/15 - vs. Was. (5)

Individual with Three-or More Sacks
Eagles: 10/11/15 - F.Cox (3.0 sacks of D.Brees) vs. NO
Opponent: 12/26/15 - P.Smith (3.0 sacks of S.Bradford) vs. Was.

Individual with Two-or More Sacks
Eagles: 12/26/15 - F.Cox (2.0 sacks of K.Cousins) vs. Was.
Opponent: 12/26/15 - P.Smith (3.0 sacks of S.Bradford) vs. Was.

THE LAST TIME ...

SPECIAL TEAMS

Kickoff Return for a Touchdown
Eagles: 11/23/14 - Josh Huff, 107 yards vs. Ten.
Opponent: 12/8/13 - Jeremy Ross, 98 yards vs. Det.

Kickoff Return for a Touchdown to Start a Game
Eagles: 11/23/14 - Josh Huff, 107 yards vs. Ten.
Opponent: 10/12/03 - Randal Williams, 37 yards at Dal.

Punt Return for a Touchdown
Eagles: 12/6/15 - Darren Sproles, 83 yards at NE
Opponent: 11/16/14 - Micah Hyde, 75 yards at GB

Blocked Punt Recovered for Touchdown
Eagles: 12/6/15 - N.Goode returned R.Allen's blocked punt (blocked by C.Maragos) 24 yards at NE
Opponent: 9/20/15 - K.Wilber returned D.Jones' blocked punt (blocked by D.McCray) 26 yards vs. Dal.

Blocked Punt
Eagles: 12/6/15 - C.Maragos blocked R.Allen's punt at NE
Opponent: 11/15/15 - Z.Vigil blocked D.Jones' punt vs. Mia.

Blocked PAT
Eagles: 11/16/14 - B.Bair blocked a PAT attempt by M.Crosby at GB
Opponent: 12/13/09 - F.Robbins blocked a PAT attempt by D.Akers vs. NYG

Missed (not blocked) PAT
Eagles: 10/11/15 - Caleb Sturgis vs. NO
Opponent: 12/26/15 - Dustin Hopkins vs. Was.

Blocked Field Goal
Eagles: 9/7/14 - B.Bair blocked a 36-yard attempt by J.Scobee vs. Jax.
Opponent: 11/21/10 - T.Thomas blocked 42-yard att. by D.Akers vs. NYG

SPECIAL TEAMS - Cont.

Blocked Field Goal returned for a TD
Eagles: 10/23/05 - Matt Ware, 65-yd. return after Quintin Mikell blocked a 40-yd. att. by Nate Kaeding vs. SD
Opponent: 12/7/08 - Kevin Dockery, 71-yd. return after Justin Tuck blocked a 32-yd. att. by D.Akers at NYG

Individual with Five-or More Field Goals
Eagles: 11/23/14 - Cody Parkey (5-6) vs. Ten.
Opponent: 10/27/13 - Josh Brown (5-5) vs. NYG

Individual with Four-or More Field Goals
Eagles: 10/11/15 - Caleb Sturgis (4-4) vs. NO
Opponent: 9/14/15 - Matt Bryant (4-4) at Atl.

Successful Onsides Kick
Eagles: 12/30/12 - A.Henery kick recovered by B.Hughes at NYG (1st Q)
Opponent: 12/6/15 - S.Gostkowski kick recovered by R.Melvin at NE (4th Q)

Failed Onsides Kick Attempt
Eagles: 12/26/15 - C.Sturgis kick recovered by P.Garcon vs. Was. (4th Q)
Opponent: 12/6/15 - N.Ebner kick recovered by S.Ajirotutu (2nd Q) and N. Ebner kick out of bounds (4th Q) at NE

Touchdown off of Fake Field Goal
Eagles: 12/24/1989 - C.Carter 22-yard pass from R.Ruzek vs. Pho.
Opponent: 12/20/1998 - Holder E.Bjornson 7-yard run at Dal.

Touchdown off of Fake Punt
Eagles: 9/29/02 - B.Dawkins 57 yard pass from B.Mitchell vs. Hou.
Opponent: N/A

ALL-TIME REGULAR SEASON SERVICE

MOST SEASONS PLAYED

	Name	Seasons
1.	Chuck Bednarik (1949-1962)	14
2.	Brian Dawkins (1996-2008)	13
	Harold Carmichael (1971-1983)	13
	Frank (Bucko) Kilroy (1943-1955)	13
	Vic Sears (1941-1953)	13
6.	David Akers (1999-2010)	12
	Jerry Sisemore (1973-1984)	12
	Bobby Walston (1951-1962)	12

MOST CONSECUTIVE GAMES PLAYED

	Name	Games
1.	Harold Carmichael (1972-1983)	162
2.	Randy Logan (1973-1983)	159
3.	**Jon Dorenbos (2006-2015)**	**149**
4.	Bobby Walston (1951-1962)	148
5.	Jon Runyan (2000-2008)	144
6.	Ken Clarke (1977-1987)	139
7.	Herman Edwards (1977-1985)	135
8.	Frank LeMaster (1974-1982)	129
9.	Sheldon Brown (2002-2009)	128
10.	Jerry Sisemore (1974-1982)	127

MOST REGULAR SEASON GAMES PLAYED

	Name	Pos	Years	Seasons	GP
1.	David Akers	K	1999-2010	12	188
2.	Brian Dawkins	FS	1996-2008	13	183
3.	Harold Carmichael	WR	1971-1983	13	180
4.	Chuck Bednarik	C/LB	1949-1962	14	169
5.	Tra Thomas	T	1998-2008	11	166
6.	Randy Logan	S	1973-1983	11	159
7.	Guy Morriss	C	1973-1983	11	158
8.	Jerry Sisemore	T	1973-1984	12	156
9.	Trent Cole	DE/LB	2005-2014	10	155
10.	**Jon Dorenbos**	**LS**	**2006-2015**	**10**	**149**
11.	Donovan McNabb	QB	1999-2009	11	148
	Ken Clarke	DT	1978-1987	10	148
	Bobby Walston	K/WR	1951-1962	12	148
14.	Jon Runyan	T	2000-2008	9	144
15.	**Brent Celek**	**TE**	**2007-2015**	**9**	**143**
16.	Ron Jaworski	QB	1977-1986	10	142
17.	William Thomas	LB	1991-1999	9	140
18.	Andre Waters	SS	1984-1993	10	137
	Wes Hopkins	FS	1983-1993	10	137
20.	Herman Edwards	DB	1977-1985	9	135

MOST GAMES PLAYED BY POSITION

Quarterbacks		Pos	Years	Seasons	GP
1.	Donovan McNabb	QB	1999-2009	11	148
2.	Ron Jaworski	QB	1977-1986	10	142
3.	Randall Cunningham	QB	1985-1995	11	122
4.	Norm Snead	QB	1964-1970	7	85
5.	Sonny Jurgensen	QB	1957-1963	7	83

Offensive Linemen		Pos	Years	Seasons	GP
1.	Chuck Bednarik	C/LB	1949-1962	14	169
2.	Tra Thomas	T	1998-2008	11	166
3.	Guy Morriss	C	1973-1983	11	158
4.	Jerry Sisemore	T	1973-1984	12	156
5.	Jon Runyan	T	2000-2008	9	144

WRs/TEs		Pos	Years	Seasons	GP
1.	Harold Carmichael	WR	1971-1983	13	180
2.	Bobby Walston	K/WR	1951-1962	12	148
3.	**Brent Celek**	**TE**	**2007-2015**	**9**	**143**
4.	Pete Retzlaff	E	1956-1966	11	132
5.	Charles Smith	WR	1974-1981	8	118

Running Backs		Pos	Years	Seasons	GP
1.	Tom Woodeshick	B	1963-1971	9	111
2.	Brian Westbrook	RB	2002-2009	8	107
3.	Keith Byars	RB	1986-1992	7	105
4.	Wilbert Montgomery	RB	1977-1984	8	100
5.	Duce Staley	RB	1997-2003	7	98

Defensive Linemen		Pos	Years	Seasons	GP
1.	Trent Cole	DE/LB	2005-2014	10	155
2.	Ken Clarke	DT	1978-1987	10	148
3.	Vic Sears	DT	1941-1953	12	131
4.	Hollis Thomas	DT	1996-2005	10	126
5.	Clyde Simmons	DE	1986-1993	8	124

Linebackers		Pos	Years	Seasons	GP
1.	Chuck Bednarik	C/LB	1949-1962	14	169
2.	William Thomas	LB	1991-1999	9	140
3.	John Bunting	LB	1972-1982	11	132
4.	Frank LeMaster	LB	1974-1982	9	129
5.	Seth Joyner	LB	1986-1993	8	120

Secondary		Pos	Years	Seasons	GP
1.	Brian Dawkins	FS	1996-2008	13	183
2.	Randy Logan	S	1973-1983	11	159
3.	Andre Waters	SS	1984-1993	10	137
	Wes Hopkins	FS	1983-1993	10	137
5.	Herman Edwards	DB	1977-1985	9	135
6.	Nate Ramsey	DB	1963-1972	10	134
7.	Sheldon Brown	CB	2002-2009	8	128
8.	Quintin Mikell	S	2003-2010	8	123
9.	Bobby Taylor	CB	1995-2003	9	119
10.	Troy Vincent	CB	1996-2003	8	118
	Brenard Wilson	S	1979-1986	8	118

Kickers		Pos	Years	Seasons	GP
1.	David Akers	K	1999-2010	12	188
2.	Bobby Walston	K/WR	1951-1962	12	148
3.	Sam Baker	K	1964-1969	6	82
4.	Tony Franklin	K	1979-1983	5	73
5.	Paul McFadden	K	1984-1987	4	60

Punters		Pos	Years	Seasons	GP
1.	Max Runager	P	1979-83, 1989	6	72
2.	Sean Landeta	P	1999-02, 2005	5	65
3.	Sav Rocca	P	2007-2010	4	64
	Jeff Feagles	P	1990-1993	4	64
	Tom Hutton	P	1995-1998	4	64

ALL-TIME REGULAR SEASON SCORING

ALL-TIME LEADING SCORERS

	Player	Years	Games	TDs	XPM	XPA	FGM	FGA	2pt	Pts
1.	David Akers	1999-2010 (12)	188	0	441	447	294	357	0	1323
2.	Bobby Walston (WR/K)	1951-1962 (12)	148	46	365	383	80	157	0	881
3.	Sam Baker	1964-1969 (6)	82	0	205	213	90	153	0	475
4.	Harold Carmichael (WR)	1971-1983 (13)	180	79	0	0	0	0	0	474
5.	Steve Van Buren (B)	1944-1951 (8)	83	77	2	2	0	0	0	464
6.	Tony Franklin	1979-1983 (5)	73	0	172	182	80	128	0	412
7.	Brian Westbrook (RB)	2002-2009 (8)	107	68	0	0	0	0	1	410
8.	Tommy McDonald (FL)	1957-1963 (7)	88	67	0	0	0	0	0	402
9.	Paul McFadden	1984-1987 (4)	60	0	117	119	91	124	0	390
10.	Roger Ruzek	1989-1993 (5)	58	0	139	151	81	108	0	382
11.	Pete Pihos (E)	1947-1955 (9)	107	63	0	0	0	0	0	378
12.	Timmy Brown (B)	1960-1967 (8)	96	62	0	0	0	0	0	372
13.	Mike Quick (WR)	1982-1990 (9)	101	61	0	0	0	0	0	366
14.	Wilbert Montgomery (RB)	1977-1984 (8)	100	58	0	0	0	0	0	348
15.	Alex Henery	2011-2013 (3)	48	0	116	117	74	86	0	338
16.	LeSean McCoy (RB)	2009-2014 (6)	90	54	0	0	0	0	1	326
17.	Tom Dempsey	1971-1974 (4)	47	0	84	90	66	108	0	282
	Pete Retzlaff (E)	1956-1966 (11)	132	47	0	0	0	0	0	282
19.	Cliff Patton	1946-1950 (5)	52	0	160	166	28	61	0	244
20.	DeSean Jackson (WR)	2008-2013 (6)	87	39	0	0	0	0	0	234

MOST POINTS, SEASON

	Player	Year	TDs	XPM	XPA	FGM	FGA	2pt	Pts
1.	Cody Parkey	2014	0	54	54	32	36	0	150
2.	David Akers	2008	0	45	45	33	40	0	144
3.	David Akers	2010	0	47	47	32	38	0	143
4.	David Akers	2009	0	43	45	32	37	0	139
5.	David Akers	2002	0	43	43	30	34	0	133
6.	David Akers	2004	0	41	42	27	32	0	122
7.	David Akers	2000	0	34	36	29	33	0	121
8.	LeSean McCoy (RB)	2011	20	0	0	0	0	0	120
9.	Alex Henery	2011	0	46	46	24	27	0	118
10.	Paul McFadden	1984	0	26	27	30	37	0	116

Led NFL Led Conference

LONGEST FIELD GOALS

	PLAYER	GAME	LG
1.	Tony Franklin	11/12/79 at Cowboys	59
2.	David Akers	9/14/03 vs. Patriots	57
3.	Cody Parkey	10/26/14 at Cardinals	54
	Tom Dempsey	12/12/71 vs. StL Cardinals	54
5.	**Caleb Sturgis**	**11/8/15 at Cowboys**	**53**
	David Akers	9/30/07 at Giants	53
	David Akers	10/24/99 at Dolphins	53
	Roger Ruzek	12/9/90 at Dolphins	53
9.	(9 times) last by **C.Sturgis, 10/25/15 at Panthers**		52

ALL-TIME SCORING

TDs by rushing	998
TDs by reception	1,552
TDs by INT return	96
TDs by kickoff return	27
TDs by punt return	32
TDs by fumble return	75
TDs by blocked punt	11
FGs made	1,243

MOST TOUCHDOWNS, Career

	PLAYER	TDS
1.	Harold Carmichael (WR)	79
2.	Steve Van Buren (B)	77
3.	Brian Westbrook (RB)	68
4.	Tommy McDonald (FL)	67
5.	Pete Pihos (E)	63
6.	Timmy Brown (B)	62
7.	Mike Quick (WR)	61
8.	Wilbert Montgomery (RB)	58
9.	LeSean McCoy (RB)	54
10.	Pete Retzlaff (E)	47

MOST FGs MADE, Career

	PLAYER	FGM
1.	David Akers	294
2.	Paul McFadden	91
3.	Sam Baker	90
4.	Roger Ruzek	81
5.	Tony Franklin	80
	Bobby Walston (WR/K)	80
7.	Alex Henery	74
8.	Tom Dempsey	66
9.	Gary Anderson	47
10.	Chris Boniol	36

MOST FGAs, Career

	PLAYER	FGA
1.	David Akers	357
2.	Bobby Walston (WR/K)	157
3.	Sam Baker	153
4.	Tony Franklin	128
5.	Paul McFadden	124
6.	Roger Ruzek	108
	Tom Dempsey	108
8.	Alex Henery	86
9.	Cliff Patton	61
10.	Gary Anderson	59

MOST PATs MADE, Career

	PLAYER	XPM
1.	David Akers	441
2.	Bobby Walston (WR/K)	365
3.	Sam Baker	205
4.	Tony Franklin	172
5.	Cliff Patton	160
6.	Roger Ruzek	139
7.	Paul McFadden	117
8.	Alex Henery	116
9.	Roy Zimmerman	89
10.	Tom Dempsey	84

MOST PATs ATT., Career

	PLAYER	XPA
1.	David Akers	447
2.	Bobby Walston (WR/K)	383
3.	Sam Baker	213
4.	Tony Franklin	182
5.	Cliff Patton	166
6.	Roger Ruzek	151
7.	Paul McFadden	119
8.	Alex Henery	117
9	Roy Zimmerman	98
10.	Tom Dempsey	90

ALL-TIME REGULAR SEASON SCORING

TOP SINGLE-GAME SCORING PERFORMANCES

MOST POINTS, Game

	PLAYER	GAME	PTS
1.	Bobby Walston (WR/K)	10/17/1954 at Redskins	25
2.	Brian Westbrook (RB)	11/27/2008 vs. Cardinals	24
	Irving Fryar (WR)	10/20/1996 vs. Dolphins	24
	Wilbert Montgomery (RB)	10/7/1979 vs. Redskins	24
	Wilbert Montgomery (RB)	9/10/1978 at Redskins	24
	Ben Hawkins (FL)	9/28/1969 vs. Steelers	24
	Tommy McDonald (FL)	10/4/1959 vs. Giants	24
	Clarence Peaks (B)	11/16/1958 vs. Chi. Cardinals	24

MOST TOUCHDOWNS, Game

	PLAYER	GAME	TDS
1.	Brian Westbrook (RB)	11/27/2008 vs. Cardinals	4
	Irving Fryar (WR)	10/20/1996 vs. Dolphins	4
	Wilbert Montgomery (RB)	10/7/1979 vs. Redskins	4
	Wilbert Montgomery (RB)	9/10/1978 at Redskins	4
	Ben Hawkins (FL)	9/28/1969 vs. Steelers	4
	Tommy McDonald (FL)	10/4/1959 vs. Giants	4
	Clarence Peaks (B)	11/16/1958 vs. Chi. Cardinals	4

MOST FIELD GOALS MADE, Game

	PLAYER	GAME	FGM
1.	Tom Dempsey	11/12/1972 at Houston Oilers	6
2.	Cody Parkey	11/23/2014 vs. Titans	5
	Alex Henery	10/6/2013 at Giants	5
	David Akers	11/18/2001 at Cowboys	5
	Gary Anderson	12/22/1996 vs. Ari. Cardinals	5
	Gary Anderson	10/1/1995 at Saints	5

MOST FIELD GOALS ATTEMPTED, Game

	PLAYER	GAME	FGA
1.	Tom Dempsey	11/12/1972 at Houston Oilers	7
	Sam Baker	12/5/1965 vs. Cowboys	7
3.	Cody Parkey	11/23/2014 vs. Titans	6
	David Akers	10/3/2004 at Bears	6
	Tom Dempsey	10/7/1973 at Bills	6

MOST CONSECUTIVE FIELD GOALS MADE

	PLAYER (YEARS)	FGs
1.	Alex Henery (2012)	22
2.	Cody Parkey (2014)	17
	Alex Henery (2011-12) (16 in 2011, 1 in 2012)	17
	David Akers (2009)	17
	David Akers (2001)	17
6.	David Akers (2008)	15
	David Akers (2004)	15
8.	David Akers (2003)	13
	David Akers (1999-2000) (1 in 1999, 12 in 2000)	13
10.	David Akers (twice in 2010)	12
	David Akers (2002)	12
	Gary Anderson (1996)	12
	Sam Baker (1966-67)	12

MOST TOUCHDOWNS, Season

	PLAYER (YEAR)	TDS
1.	LeSean McCoy (2011)	20
2.	Steve Van Buren (1945)	18
3.	Brian Westbrook (2008)	14
	Terrell Owens (2004)	14
	Wilbert Montgomery (1979)	14
	Steve Van Buren (1947)	14

MOST FGs MADE, Season

	PLAYER (YEAR)	FGM
1.	David Akers (2008)	33
2.	Cody Parkey (2014)	32
	David Akers (2010)	32
	David Akers (2009)	32
5.	David Akers (2002)	30
	Paul McFadden (1984)	30

MOST FGA, Season

	PLAYER (YEAR)	FGA
1.	David Akers (2008)	40
	Tom Dempsey (1973)	40
3.	David Akers (2010)	38
4.	David Akers (2009)	37
	Paul McFadden (1984)	37

MOST PATs ATTEMPTED, Season

	PLAYER (YEAR)	XPA
1.	Cody Parkey (2014)	54
2.	Cliff Patton (1948)	50
3.	(4 times) last by David Akers (2006)	48

MOST PATs MADE, Season

	PLAYER (YEAR)	XPM
1.	Cody Parkey (2014)	54
2.	Cliff Patton (1948)	50
3.	David Akers (2006)	48
	Tony Franklin (1980)	48
5.	David Akers (2010)	47

MOST CONSECUTIVE GAMES WITH A TD

	PLAYER (YEAR)	GAMES
1.	LeSean McCoy (2011)	9
2.	Steve Van Buren (1947)	8
3.	(5 times) last by Ricky Watters (1995)	6

MOST CONSECUTIVE PATs MADE

	PLAYER (YEARS)	XPM
1.	David Akers (2004-2009)	173
2.	David Akers (2001-04)	153
3.	Cliff Patton (1947-49)	84

ALL-TIME REGULAR SEASON PASSING

ALL-TIME LEADING PASSERS

	Player	Years	Gm	Att	Cmp	Pct	Yds	TD	INT	Lg	QB Rat	INT Pct
1.	Donovan McNabb	1999-2009 (11)	148	4,746	2,801	59.0	32,873	216	100	91t	86.5	2.1
2.	Ron Jaworski	1977-86 (10)	142	3,918	2,088	53.3	26,963	175	151	99t	74.0	3.9
3.	Randall Cunningham	1985-95 (11)	122	3,362	1,874	55.7	22,877	150	105	95t	78.7	3.1
4.	Norm Snead	1964-70 (7)	85	2,236	1,154	51.6	15,672	111	124	87t	67.7	5.5
5.	Tommy Thompson	1941-50 (8)	88	1,396	723	51.8	10,240	90	100	75t	67.4	7.2
6.	Michael Vick	2009-13 (5)	54	1,300	773	59.5	9,984	57	33	91t	87.7	2.5
7.	Sonny Jurgensen	1957-63 (7)	83	1,107	602	54.4	9,639	76	73	84	79.1	6.6
8.	Bobby Thomason	1952-57 (6)	68	1,113	556	50.0	8,124	57	80	67t	61.2	7.2
9.	Norm Van Brocklin	1958-60 (3)	36	998	542	54.3	7,497	55	51	91t	75.7	5.1
10.	Roman Gabriel	1973-77 (5)	53	1,185	661	55.8	7,221	47	37	80t	74.2	3.1
11.	Nick Foles	2012-14 (3)	28	893	550	61.6	6,753	46	17	68t	94.2	1.9
12.	Adrian Burk	1951-56 (6)	70	960	457	47.6	6,203	55	77	84t	54.4	8.0
13.	Rodney Peete	1995-98 (4)	30	756	434	57.4	4,945	17	27	62	69.8	3.6
14.	Ty Detmer	1996-97 (2)	21	645	372	57.7	4,478	22	19	57	78.2	2.9
15.	King Hill	1961-68 (8)	71	635	325	51.2	4,308	29	51	92t	54.8	8.0
16.	Sam Bradford	2015 (1)	14	532	346	65.0	3,725	19	14	78t	86.4	2.6
17.	Roy Zimmerman	1943-46 (4)	41	435	190	43.7	3,219	30	43	75t	52.7	9.9
18.	Mark Sanchez	2014-15 (2)	13	400	257	64.3	3,034	18	15	72	86.6	3.8
19.	Pete Liske	1971-72 (2)	28	407	214	52.6	2,930	14	22	69t	64.8	5.4
20.	Mike Boryla	1974-76 (3)	22	514	270	52.5	2,823	20	29	48t	58.2	5.6

MOST TD PASSES, Career

	PLAYER	TDs
1.	Donovan McNabb	216
2.	Ron Jaworski	175
3.	Randall Cunningham	150
4.	Norm Snead	111
5.	Tommy Thompson	90
6.	Sonny Jurgensen	76
7.	Michael Vick	57
	Bobby Thomason	57
9.	Norm Van Brocklin	55
	Adrian Burk	55

MOST ATTEMPTS, Career

	PLAYER	ATTs
1.	Donovan McNabb	4,746
2.	Ron Jaworski	3,918
3.	Randall Cunningham	3,362
4.	Norm Snead	2,236
5.	Tommy Thompson	1,396
6.	Michael Vick	1,300
7.	Roman Gabriel	1,185
8.	Bobby Thomason	1,113
9.	Sonny Jurgensen	1,107
10.	Norm Van Brocklin	998

MOST COMPLETIONS, Career

	PLAYER	COMPs
1.	Donovan McNabb	2,801
2.	Ron Jaworski	2,088
3.	Randall Cunningham	1,874
4.	Norm Snead	1,154
5.	Michael Vick	773
6.	Tommy Thompson	723
7.	Roman Gabriel	661
8.	Sonny Jurgensen	602
9.	Bobby Thomason	556
10.	Nick Foles	550

BEST COMP. PCT., Career

	PLAYER	COMP%
1.	Sam Bradford	65.0
2.	Nick Foles	61.6
3.	Michael Vick	59.5
4.	Donovan McNabb	59.0
5.	Ty Detmer	57.7
6.	Rodney Peete	57.4
7.	Roman Gabriel	55.8
8.	Randall Cunningham	55.7
9.	Sonny Jurgensen	54.4
10.	Norm Van Brocklin	54.3

(min. 500 attempts)

BEST QB RATING, Career

	PLAYER	QB RATING
1.	Nick Foles	94.2
2.	Michael Vick	87.7
3.	Donovan McNabb	86.5
4.	Sam Bradford	86.4
5.	Sonny Jurgensen	79.1
6.	Randall Cunningham	78.7
7.	Ty Detmer	78.2
8.	Norm Van Brocklin	75.7
9.	Roman Gabriel	74.2
10.	Ron Jaworski	74.0

(min. 500 attempts)

MOST INTs, Career

	PLAYER	INTs
1.	Ron Jaworski	151
2.	Norm Snead	124
3.	Randall Cunningham	105
4.	Donovan McNabb	100
	Tommy Thompson	100
6.	Bobby Thomason	80
7.	Adrian Burk	77
8.	Sonny Jurgensen	73
9.	King Hill	51
	Norm Van Brocklin	51

ALL-TIME REGULAR SEASON PASSING

MOST PASSING YARDS, SEASON

Player	Year	Att	Cmp	Pct	Yds	TD	INT	Lg	QB Rat	INT Pct
1. Donovan McNabb	2008	571	345	60.4	3,916	23	11	90t	86.4	1.9
2. Donovan McNabb	2004	469	300	64.0	3,875	31	8	80	104.7	1.7
3. Randall Cunningham	1988	560	301	53.8	3,808	24	16	80t	77.6	2.9
4. Sam Bradford	2015	532	346	65.0	3,725	19	14	78t	86.4	2.6
5. Sonny Jurgensen	1961	416	235	56.5	3,723	32	24	69	88.1	5.8
6. Donovan McNabb	2009	443	267	60.3	3,553	22	10	60t	92.9	2.3
7. Ron Jaworski	1980	451	257	57.0	3,529	27	12	56t	91.0	2.7
8. Randall Cunningham	1990	465	271	58.3	3,466	30	13	95t	91.6	2.8
9. Ron Jaworski	1985	484	255	52.7	3,450	17	20	99t	70.2	4.1
10. Randall Cunningham	1989	532	290	54.5	3,400	21	15	66t	75.5	2.8

Led NFL Led Conference

MOST ATTEMPTS, Season

	PLAYER (YEAR)	ATT
1.	Donovan McNabb (2008)	571
2.	Donovan McNabb (2000)	569
3.	Randall Cunningham (1988)	560
4.	Sam Bradford (2015)	532
	Randall Cunningham (1989)	532

MOST COMPLETIONS, Season

	PLAYER (YEAR)	COMP
1.	Sam Bradford (2015)	346
2.	Donovan McNabb (2008)	345
3.	Donovan McNabb (2000)	330
4.	Randall Cunningham (1988)	301
5.	Donovan McNabb (2004)	300

MOST TD PASSES, Season

	PLAYER (YEAR)	TDs
1.	Sonny Jurgensen (1961)	32
2.	Donovan McNabb (2004)	31
3.	Randall Cunningham (1990)	30
4.	Norm Snead (1967)	29
5.	Nick Foles (2013)	27
	Ron Jaworski (1980)	27

BEST COMPLETION PERCENTAGE, Season

	PLAYER (YEAR)	COMP%
1.	Sam Bradford (2015)	65.03
2.	Mark Sanchez (2014)	64.08
3.	Nick Foles (2013)	64.04
4.	Donovan McNabb (2004)	63.97
5.	Michael Vick (2010)	62.63

(min. 250 attempts)

BEST QB RATING, Season

	PLAYER (YEAR)	QB RATING
1.	Nick Foles (2013)	119.2
2.	Donovan McNabb (2004)	104.7
3.	Michael Vick (2010)	100.2
4.	Donovan McNabb (2006)	95.5
5.	Donovan McNabb (2009)	92.9

(min. 250 attempts)

FEWEST INTERCEPTIONS, Season

	PLAYER (YEAR)	INTs
1.	Nick Foles (2013, 317)	2
2.	Nick Foles (2012, 265)	5
	Bubby Brister (1993, 309)	5
4.	Michael Vick (2010, 372)	6
	Donovan McNabb (2002, 361)	6
	Donovan McNabb (2006, 316)	6

(min. 250 attempts)

LOWEST INT PERCENTAGE, Season

	PLAYER (YEAR)	PCT
1.	Nick Foles (2013, 2-317)	0.6
2.	Donovan McNabb (2007, 7-473)	1.5
3.	Michael Vick (2010, 6-372)	1.6
4.	Bubby Brister (1993, 5-309)	1.6
5.	Donovan McNabb (2002, 6-361)	1.7

(min. 250 attempts)

MOST INTERCEPTIONS, Season

	PLAYER (YEAR)	INTs
1.	Sonny Jurgensen (1962)	26
2.	Norm Snead (1967)	24
	Sonny Jurgenson (1961)	24
4.	Norm Snead (1969)	23
	Adrian Burk (1951)	23

ALL-TIME REGULAR SEASON PASSING

TOP SINGLE-GAME PASSING PERFORMANCES

MOST YARDS, Game

	PLAYER	GAME	YARDS
1.	Donovan McNabb	12/5/2004 vs. Packers	464
2.	Donovan McNabb	11/15/2009 at Chargers	450
3.	Randall Cunningham	9/17/1989 vs. at Redskins	447
4.	Bobby Thomason	11/8/1953 vs. Giants	437
5.	Sonny Jurgensen	10/29/1961 at Redskins	436
6.	Nick Foles	12/15/2013 at Vikings	428
	Michael Vick	9/15/2013 vs. Chargers	428
8.	Sonny Jurgensen	12/16/1962 at StL Cardinals	419
9.	Michael Vick	10/2/2011 vs. 49ers	416
10.	Nick Foles	10/26/2014 at Cardinals	411

MOST TD PASSES, Game

	PLAYER	GAME	TDs
1.	Nick Foles	11/3/2013 at Raiders	*7
	Adrian Burk	10/17/1954 at Redskins	*7
3.	Donovan McNabb	9/18/2005 vs. 49ers	5
	Donovan McNabb	12/5/2004 vs. Packers	5
	Randall Cunningham	9/17/1989 vs. at Redskins	5
	Norm Snead	9/28/1969 vs. Steelers	5
	Sonny Jurgensen	12/16/1962 at StL Cardinals	5
	Sonny Jurgensen	11/26/1961 vs. Cowboys	5
	Adrian Burk	11/28/1954 vs. Redskins	5

* NFL Record

MOST ATTEMPTS, Game

	PLAYER	GAME	ATT
1.	Nick Foles	10/26/2014 at Cardinals	62
	Randall Cunningham	10/2/1989 at Bears	62
3.	Davey O'Brien	12/1/1940 at Redskins	60
4.	Donovan McNabb	11/16/2008 at Bengals	58
5.	Sonny Jurgensen	9/23/1962 vs. Giants	57

MOST COMPLETIONS, Game

	PLAYER	GAME	COMP
1.	Sam Bradford	12/26/2015 vs Redskins	37
	Mark Sanchez	12/20/2014 at Redskins	37
3.	Sam Bradford	9/14/2015 at Falcons	36
	Nick Foles	10/26/2014 at Cardinals	36
5.	Donovan McNabb	11/15/2009 at Chargers	35
	Donovan McNabb	10/23/2005 vs. Chargers	35

BEST COMPLETION PERCENTAGE, Game

	PLAYER	GAME	COMP-ATT	PCT
1.	Nick Foles	12/22/2013 vs. Bears	21-25	84.0
2.	Rodney Peete	9/15/1996 vs. Lions	25-30	83.3
3.	Jeff Garcia	11/26/2006 at Colts	19-23	82.6
4.	Donovan McNabb	9/23/2007 vs. Lions	21-26	80.8
5.	Donovan McNabb	11/16/2003 vs. Giants	24-30	80.0
	Donovan McNabb	11/17/2002 vs. Cardinals	20-25	80.0

MOST INTERCEPTIONS, Game

	PLAYER	GAME	INTs
1.	Pete Liske	9/26/1971 vs. Cowboys	6
	Bobby Thomason	10/21/1956 vs. Chi. Cardinals	6

LONGEST PASSING PLAYS

	PLAYER (GAME)	YARDS
1.	Ron Jaworski to Mike Quick (11/10/1985 vs. Falcons)	99t*
2.	Randall Cunningham to Fred Barnett (12/2/1990 at Bills)	95t
3.	Randall Cunningham to Herschel Walker (9/4/1994 at Giants)	93
4.	King Hill to Ben Hawkins (9/22/1968 vs. Giants)	92t
5.	Michael Vick to DeSean Jackson (12/12/2010 at Cowboys)	91t
	Donovan McNabb to Terrell Owens (10/30/2005 at Broncos)	91t
	Norm Van Brocklin to T. McDonald (10/5/1958 vs. Giants)	91t
8.	Donovan McNabb to Hank Baskett (9/7/2008 vs. Rams)	90t
	Ron Jaworski to Mike Quick (10/28/1984 vs. StL Cardinals)	90t
10.	A.J. Feeley to Hank Baskett (12/31/2006 vs. Falcons)	89t

* NFL Record

MOST CONSECUTIVE COMPLETIONS

	PLAYER	GAME(S)	COMP
1.	Donovan McNabb	last 10, 11/28/2004 at NYG & first 14, 12/5/2004 vs. Packers	24
2.	Donovan McNabb	9/23/2007 vs. Lions	18
3.	Donovan McNabb	9/21/2008 vs. Steelers	**15
4.	Donovan McNabb	10/23/2005 vs. Chargers	14
5.	Donovan McNabb	11/2/2008 at Seahawks	13
		last 12, 11/16/2003 vs. Giants & first 1, 11/23/2003 vs. Saints	13
	Bobby Hoying	11/16/1997 at Ravens	13

*Most consecutive pass completions to start a game

ALL-TIME REGULAR SEASON RUSHING

ALL-TIME LEADING RUSHERS

	PLAYER	YEARS	GM	ATT	YARDS	AVG	LG	TDs
1.	LeSean McCoy	2009-2014 (6)	90	1,461	6,792	4.6	66t	44
2.	Wilbert Montgomery	1977-1984 (8)	100	1,465	6,538	4.5	90t	45
3.	Brian Westbrook	2002-2009 (8)	107	1,308	5,995	4.6	71t	37
4.	Steve Van Buren	1944-1951 (8)	83	1,320	5,860	4.4	70t	69
5.	Duce Staley	1997-2003 (7)	98	1,200	4,807	4.0	64t	22
6.	Randall Cunningham (QB)	1985-1995 (11)	122	677	4,482	6.6	52t	32
7.	Ricky Watters	1995-1997 (3)	48	975	3,794	3.9	57	31
8.	Timmy Brown	1960-1967 (8)	96	850	3,703	4.4	61t	29
9.	Tom Woodeshick	1963-1971 (9)	111	831	3,563	4.3	57t	21
10.	Donovan McNabb (QB)	1999-2009 (11)	148	573	3,249	5.7	54	28
11.	Tom Sullivan	1972-1977 (6)	80	871	3,135	3.6	37	17
12.	Clarence Peaks	1957-1963 (7)	83	786	2,927	3.7	57	19
13.	Keith Byars	1986-1992 (7)	105	750	2,672	3.6	52	17
14.	Billy Barnes	1957-1961 (5)	60	689	2,391	3.5	70t	20
15.	Herschel Walker	1992-1994 (3)	48	554	2,344	4.2	91t	14
16.	Anthony Toney (FB)	1986-1990 (5)	67	639	2,294	3.6	44	14
17.	Charlie Garner	1994-1998 (5)	66	495	2,261	4.6	55t	17
18.	Correll Buckhalter	2001-2008 (8)	74	476	2,155	4.5	64t	18
19.	Heath Sherman	1989-1993 (5)	76	537	2,130	4.0	37	10
20.	Michael Vick	2009-2013 (5)	54	298	1,998	6.7	61	15

MOST RUSHING YARDS, SEASON

	PLAYER	YEAR	ATT	YARDS	AVG	LG	TDs
1.	LeSean McCoy	2013	314	1,607	5.1	57t	9
2.	Wilbert Montgomery	1979	338	1,512	4.5	62t	9
3.	Ricky Watters	1996	353	1,411	4.0	56t	13
4.	Wilbert Montgomery	1981	286	1,402	4.9	41	8
5.	Brian Westbrook	2007	278	1,333	4.8	36	7
6.	LeSean McCoy	2014	312	1,319	4.2	53	5
7.	LeSean McCoy	2011	273	1,309	4.8	60	17
8.	Duce Staley	1999	325	1,273	3.9	29	4
	Ricky Watters	1995	337	1,273	3.8	57	11
10.	Wilbert Montgomery	1978	259	1,220	4.7	47	9
11.	Brian Westbrook	2006	240	1,217	5.1	71t	7
12.	Steve Van Buren	1949	263	1,146	4.4	41	11
13.	Ricky Watters	1997	285	1,110	3.9	28	7
14.	LeSean McCoy	2010	207	1,080	5.2	62	7
15.	Herschel Walker	1992	267	1,070	4.0	38	8
16.	Duce Staley	1998	258	1,065	4.1	64t	5
17.	Duce Staley	2002	269	1,029	3.8	57	5
18.	Earnest Jackson	1985	282	1,028	3.6	59	5
19.	Steve Van Buren	1947	217	1,008	4.6	45	13

Led NFL Led Conference

MOST ATTEMPTS, Career

	PLAYER	ATT
1.	Wilbert Montgomery	1,465
2.	LeSean McCoy	1,461
3.	Steve Van Buren	1,320
4.	Brian Westbrook	1,308
5.	Duce Staley	1,200
6.	Ricky Watters	975
7.	Tom Sullivan	871
8.	Timmy Brown	850
9.	Tom Woodeshick	831
10.	Clarence Peaks	786

MOST TOUCHDOWNS, Career

	PLAYER	TDs
1.	Steve Van Buren	69
2.	Wilbert Montgomery	45
3.	LeSean McCoy	44
4.	Brian Westbrook	37
5.	Randall Cunningham (QB)	32
6.	Ricky Watters	31
7.	Timmy Brown	29
8.	Donovan McNabb (QB)	28
9.	Duce Staley	22
10.	Tom Woodeshick	21

BEST RUSHING AVG, Career

	PLAYER	AVG
1.	Randall Cunningham (QB)	6.62
2.	Donovan McNabb (QB)	5.67
3.	LeSean McCoy	4.65
4.	Brian Westbrook	4.58
5.	Charlie Garner	4.57
6.	Correll Buckhalter	4.53
7.	Wilbert Montgomery	4.46
8.	Steve Van Buren	4.44
9.	Timmy Brown	4.36
10.	Tom Woodeshick	4.29

(min. 400 attempts)

LONGEST RUSHING PLAYS

	PLAYER (GAME)	YARDS
1.	Herschel Walker (11/27/94 at Falcons)	91t
2.	Wilbert Montgomery (12/19/82 vs. Oilers)	90t
3.	Brian Mitchell (10/1/00 vs. Falcons)	85t
4.	Swede Hanson (9/16/34 at Packers)	81t
5.	Leroy Harris (11/25/79 at Packers)	80
6.	Bosh Pritchard (10/23/49 vs. Redskins)	77t
7.	Herman Hunter (11/24/85 at Cowboys)	74t
8.	Wilbert Montgomery (9/14/80 at Vikings)	72t
9.	Brian Westbrook (9/24/06 at 49ers)	71t
	John Brewer (10/4/52 vs. Giants)	71t

ALL-TIME REGULAR SEASON RUSHING

TOP SINGLE-GAME RUSHING PERFORMANCES

MOST YARDS, Game

	PLAYER	GAME	YARDS
1.	LeSean McCoy	12/8/2013 vs. Lions	217
2.	Steve Van Buren	11/27/1949 vs. Steelers	205
3.	Duce Staley	9/3/2000 at Cowboys	201
4.	Wilbert Montgomery	11/4/1979 vs. Browns	197
5.	Steve Van Buren	12/18/1949 at Rams	196
6.	Wilbert Montgomery	1/11/1981 vs. Cowboys	194
7.	Swede Hanson	11/6/1934 vs. Cin. Reds	190
8.	Timmy Brown	11/7/1965 at Browns	186
9.	LeSean McCoy	10/30/2011 vs. Cowboys	185
10.	LeSean McCoy	9/9/2013 at Redskins	184

MOST ATTEMPTS, Game

	PLAYER	GAME	ATT
1.	Heath Sherman	10/6/1991 at Buccaneers	35
	Heath Sherman	11/12/1990 vs. Redskins	35
	Steve Van Buren	11/20/1949 vs. NY Bulldogs	35
4.	Earnest Jackson	11/17/1985 at StL Cardinals	34
5.	Brian Westbrook	12/7/2008 at Giants	33
	Ricky Watters	12/10/1995 vs. Cowboys	33
	Steve Van Buren	10/3/1949 at Lions	33

MOST TOUCHDOWNS, Game

	PLAYER	GAME	TDs
1.	LeSean McCoy	12/18/2011 vs. Jets	3
	LeSean McCoy	9/19/2010 at Lions	3
	Charlie Garner	10/8/1995 vs. Redskins	3
	Wilbert Montgomery	12/19/1982 vs. Houston Oilers	3
	Wilbert Montgomery	10/7/1979 vs. Redskins	3
	Wilbert Montgomery	9/10/1978 at Redskins	3
	Tom Sullivan	10/13/1974 vs. Giants	3
	Clarence Peaks	11/16/1958 vs. Chi. Cardinals	3
	Steve Van Buren	10/17/1948 at Redskins	3
	Steve Van Buren	12/14/1947 vs. Packers	3
	Steve Van Buren	12/9/1945 vs. Boston Yanks	3

MOST ATTEMPTS, Season

	PLAYER (YEAR)	ATT
1.	Ricky Watters (1996)	353
2.	Wilbert Montgomery (1979)	338
3.	Ricky Watters (1995)	337
4.	Duce Staley (1999)	325
5.	LeSean McCoy (2013)	314

MOST TOUCHDOWNS, Season

	PLAYER (YEAR)	TDs
1.	LeSean McCoy (2011)	17
2.	Steve Van Buren (1945)	15
3.	Ricky Watters (1996)	13
	Steve Van Buren (1947)	13
5.	(three times) last by Ricky Watters (1995)	11

CONSECUTIVE GAMES WITH RUSHING TD

	PLAYER (YEAR)	TDs
1.	Steve Van Buren (1947)	8
2.	Ricky Watters (1995)	6
3.	Steve Van Buren (1948)	5
	LeSean McCoy (2011)	5
5.	(many times) last by Michael Vick (2010)	4

MOST 100-YARD GAMES, Season

	PLAYER (YEAR)	GAMES
1.	Wilbert Montgomery (1981)	8
2.	LeSean McCoy (2013)	7
	Wilbert Montgomery (1979)	7
4.	LeSean McCoy (2011)	6
	Brian Westbrook (2007)	6
	Brian Westbrook (2006)	6
	Ricky Watters (1996)	6
	Wilbert Montgomery (1978)	6

(regular season only)

CONSECUTIVE 100-YARD RUSHING GAMES

	PLAYER (YEAR)	GAMES
1.	Steve Van Buren (1948)	4
2.	Brian Westbrook (2006)	3
	Wilbert Montgomery (1981)	3
	Wilbert Montgomery (1979)	3
	Wilbert Montgomery (1978)	3

ALL-TIME REGULAR SEASON RECEIVING

ALL-TIME LEADING RECEIVERS

	PLAYER	YEARS	GM	REC	YARDS	AVG	LG	TDs
1.	Harold Carmichael	1971-1983 (13)	180	589	8,978	15.2	85t	79
2.	Pete Retzlaff (TE)	1956-1966 (11)	132	452	7,412	16.4	84	47
3.	Brian Westbrook (RB)	2002-2009 (8)	107	426	3,790	8.9	62	29
4.	Pete Pihos (E)	1947-1955 (9)	107	373	5,619	15.1	66t	61
5.	**Brent Celek (TE)**	**2007-2015 (9)**	**143**	**371**	**4,713**	**12.7**	**73**	**30**
	Keith Byars (RB)	1986-1992 (7)	105	371	3,532	9.5	60	13
7.	Mike Quick	1982-1990 (9)	101	363	6,464	17.8	99t	61
8.	DeSean Jackson	2008-2013 (6)	87	356	6,117	17.2	91t	32
9.	Jeremy Maclin	2009-2014 (6)	75	343	4,771	13.9	83t	36
10.	Bobby Walston (WR/K)	1951-1962 (12)	148	311	5,363	17.2	75t	46
11.	Fred Barnett	1990-1995 (6)	81	308	4,634	15.0	95t	28
12.	LeSean McCoy (RB)	2009-2014 (6)	90	300	2,282	7.6	70	10
13.	Jason Avant	2006-2013 (8)	116	297	3,646	12.3	58	12
14.	Calvin Williams	1990-1996 (7)	93	295	3,840	13.0	80t	34
15.	Tommy McDonald (FL)	1957-1963 (7)	88	287	5,499	19.2	91t	66
16.	Duce Staley (RB)	1997-2003 (7)	98	275	2,498	9.1	52t	10
17.	Wilbert Montgomery (RB)	1977-1984 (8)	100	266	2,447	9.2	53t	12
18.	Ben Hawkins (FL)	1966-1973 (8)	102	261	4,764	18.3	92t	32
19.	John Spagnola (TE)	1979-1987 (8)	111	256	2,833	11.1	57	14
20.	Keith Jackson (TE)	1988-1991 (4)	60	242	2,756	11.4	73t	20

MOST RECEIVING YARDS, Career

	PLAYER	YARDS
1.	Harold Carmichael	8,978
2.	Pete Retzlaff (E)	7,412
3.	Mike Quick	6,464
4.	DeSean Jackson	6,117
5.	Pete Pihos (E)	5,619
6.	Tommy McDonald (FL)	5,499
7.	Bobby Walston (WR/K)	5,363
8.	Jeremy Maclin	4,771
9.	Ben Hawkins (FL)	4,764
10.	**Brent Celek**	**4,713**
11.	Fred Barnett	4,634
12.	Calvin Williams	3,840
13.	Brian Westbrook	3,790
14.	Jason Avant	3,646
15.	Keith Byars	3,532
16.	Harold Jackson	3,493
17.	Charlie Smith	3,349
18.	Timmy Brown	3,346
19.	Irving Fryar	3,067
20.	Jack Ferrante	2,884

MOST TOUCHDOWNS, Career

	PLAYER	TDs
1.	Harold Carmichael	79
2.	Tommy McDonald (FL)	66
3.	Mike Quick	61
	Pete Pihos (E)	61
5.	Pete Retzlaff (E)	47
6.	Bobby Walston (WR/K)	46
7.	Jeremy Maclin	36
8.	Calvin Williams	34
9.	DeSean Jackson	32
	Ben Hawkins (FL)	32

MOST RECEIVING YARDS, Season

	PLAYER (YEAR)	YARDS
1.	Mike Quick (1983)	1,409
2.	DeSean Jackson (2013)	1,332
3.	Jeremy Maclin (2014)	1,318
4.	Irving Fryar (1997)	1,316
5.	Ben Hawkins (1967)	1,265
6.	Mike Quick (1985)	1,247
7.	Terrell Owens (2004)	1,200
8.	Irving Fryar (1996)	1,195
9.	Pete Retzlaff (1965)	1,190
10.	DeSean Jackson (2009)	1,156
11.	Tommy McDonald (1962)	1,146
12.	Tommy McDonald (1961)	1,144
13.	Fred Barnett (1994)	1,127
14.	Harold Carmichael (1973)	1,116
	Harold Jackson (1969)	1,116
16.	Kevin Curtis (2007)	1,110
17.	Fred Barnett (1992)	1,083
18.	Harold Carmichael (1978)	1,072
19.	DeSean Jackson (2010)	1,056
20.	Mike Quick (1984)	1,052
21.	Pete Pihos (1953)	1,049
22.	Harold Jackson (1972)	1,048
23.	Harold Carmichael (1981)	1,028

MOST RECEPTIONS, SEASON

	PLAYER	YEAR	REC	YDS	AVG	LG	TDs
1.	Brian Westbrook (RB)	2007	90	771	8.6	57t	5
2.	Irving Fryar	1996	88	1,195	13.6	42	11
3.	Irving Fryar	1997	86	1,316	15.3	72t	6
4.	**Jordan Matthews**	**2015**	**85**	**997**	**11.7**	**78t**	**8**
	Jeremy Maclin	2014	85	1,318	15.5	72	10
6.	DeSean Jackson	2013	82	1,332	16.2	61t	9
7.	Keith Byars (RB)	1990	81	819	10.1	54	3
	Keith Jackson (TE)	1988	81	869	10.7	41	6
9.	LeSean McCoy (RB)	2010	78	592	7.6	40	2
	Fred Barnett	1994	78	1,127	14.4	54	5

Led NFL Led Conference

ALL-TIME REGULAR SEASON RECEIVING

TOP SINGLE-GAME RECEIVING PERFORMANCES

MOST YARDS, Game

	PLAYER	GAME	YARDS
1.	Tommy McDonald (FL)	12/10/1961 vs. Giants	237
2.	Kevin Curtis (WR)	9/23/2007 vs. Lions	221
3.	DeSean Jackson (WR)	12/12/2010 at Cowboys	210
4.	Pete Retzlaff (E)	11/14/1965 vs. Redskins	204
5.	Bud Grant (E)	12/7/1952 vs. Dallas Texans	203
6.	Timmy Brown (B)	12/16/1962 at StL Cardinals	199
7.	Ben Hawkins (FL)	10/22/1967 at StL Cardinals	197
8.	DeSean Jackson (WR)	12/15/2013 at Vikings	195
9.	Harold Jackson (WR)	10/11/1970 at Giants	194
10.	DeSean Jackson (WR)	9/15/2013 vs. Chargers	193
	Fred Barnett (WR)	9/13/1992 at Pho. Cardinals	193

MOST RECEPTIONS, Game

	PLAYER	GAME	REC
1.	**Zach Ertz (TE)**	**12/20/2014 at Redskins**	**15**
2.	Brian Westbrook (RB)	11/4/2007 vs. Cowboys	14
	Don Looney (E)	12/1/1940 at Redskins	14
4.	**Zach Ertz (TE)**	**12/26/2015 vs. Redskins**	**13**
	Jeremy Maclin (WR)	9/18/2011 at Falcons	13
6.	Jeremy Maclin (WR)	10/26/2014 at Cardinals	12
	LeSean McCoy (RB)	10/3/2010 vs. Redskins	12
	Brian Westbrook (RB)	11/19/2006 vs. Titans	12
	Keith Byars (RB)	9/30/1990 vs. Colts	12
	Keith Jackson (TE)	11/19/1989 vs. Vikings	12
	Keith Jackson (TE)	9/17/1989 at Redkins	12
	John Spagnola (TE)	10/6/1985 at Saints	12
	Harold Carmichael (WR)	10/14/1973 at StL. Cardinals	12

MOST TOUCHDOWNS, Game

	PLAYER	GAME	TDS
1.	Irving Fryar	10/20/1996 vs. Dolphins	4
	Ben Hawkins (FL)	9/28/1969 vs. Steelers	4
3.	(23 times) last by Riley Cooper on 11/3/2013 at Raiders		3

MOST TOUCHDOWNS, Season

	PLAYER (YEAR)	TDs
1.	Terrell Owens (2004)	14
2.	Mike Quick (1983)	13
3.	Tommy McDonald (1961)	13
4.	Tommy McDonald (1960)	13
5.	(seven times) last by Irving Fryar (1996)	11

CONSECUTIVE GAMES WITH REC. TD

	PLAYER (YEAR)	GAMES
1.	Mike Quick (1985)	6
	Pete Pihos (1947-48)	6
3.	(five times) last by DeSean Jackson (2009)	5

MOST 100-YD RECEIVING GAMES, Season

	PLAYER (YEAR)	GAMES
1.	Terrell Owens (2004)	7
2.	Irving Fryar (1997)	6
	Mike Quick (1983)	6
4.	(nine times) last by DeSean Jackson (2013)	5

CONSECUTIVE 100-YD RECEIVING GAMES

	PLAYER (YEAR)	GAMES
1.	Terrell Owens (2004)	5
	Harold Jackson (last 2 in 1971, first 3 in 1972)	5
3.	Mike Quick (1983)	4
4.	(seven times) last by Irving Fryar (1996)	3

ALL-TIME REGULAR SEASON SCRIMMAGE YARDS

ALL-TIME LEADERS IN TOTAL YARDS FROM SCRIMMAGE

	PLAYER	YEARS	GM	TOUCHES	YARDS	AVG	YDS/G	TDs
1.	Brian Westbrook (RB)	2002-2009 (8)	107	1,734	9,785	5.6	91.4	66
2.	LeSean McCoy (RB)	2009-2014 (6)	90	1,761	9,074	5.2	100.8	54
3.	Harold Carmichael (WR)	1971-1983 (13)	180	598	9,042	15.1	50.2	79
4.	Wilbert Montgomery (RB)	1977-1984 (8)	100	1,731	8,985	5.2	89.9	57
5.	Pete Retzlaff (E)	1956-1966 (11)	132	458	7,408	16.2	56.1	47
6.	Duce Staley (RB)	1997-2003 (7)	98	1,475	7,305	5.0	74.5	32
7.	Timmy Brown (RB)	1960-1967 (8)	96	1,081	7,049	6.5	73.4	55
8.	DeSean Jackson (WR)	2008-2013 (6)	87	413	6,490	15.7	74.6	35
9.	Mike Quick (WR)	1982-1990 (9)	101	364	6,459	17.7	64.0	61
10.	Steve Van Buren (B)	1944-1951 (8)	83	1,365	6,383	4.7	76.9	72
11.	Keith Byars (RB)	1986-1992 (7)	105	1,121	6,204	5.5	59.1	30
12.	Pete Pihos (E)	1947-1955 (9)	107	382	5,615	14.7	52.5	61
13.	Tommy McDonald (FL)	1957-1963 (7)	88	304	5,521	18.2	62.7	66
14.	Bobby Walston (WR/K)	1951-1962 (12)	148	315	5,375	17.1	36.3	46
15.	Ricky Watters (RB)	1995-1997 (3)	48	1,136	5,112	4.5	106.5	32
16.	Jeremy Maclin (WR)	2009-2014 (6)	75	349	4,801	13.8	64.0	36
17.	Ben Hawkins (FL)	1966-1973 (8)	102	271	4,772	17.6	46.8	32
18.	Tom Woodeshick (B)	1963-1971 (9)	111	956	4,736	5.0	42.7	27
19.	**Brent Celek (TE)**	**2007-2015 (9)**	**143**	**371**	**4,713**	**12.7**	**33.0**	**30**
20.	Fred Barnett (WR)	1990-1995 (6)	81	312	4,632	14.8	57.2	28

MOST TOTAL YARDS FROM SCRIMMAGE, SEASON

	PLAYER	YEAR	TOUCHES	YARDS	AVG	YDS/GM	TDs
1.	LeSean McCoy	2013	366	2,146	5.9	134.1	11
2.	Brian Westbrook	2007	368	2,104	5.7	140.3	12
3.	Wilbert Montgomery	1979	379	2,006	5.3	125.4	14
4.	Wilbert Montgomery	1981	335	1,923	5.7	128.2	10
5.	Brian Westbrook	2006	317	1,916	6.0	127.7	11
6.	Ricky Watters	1996	404	1,855	4.6	115.9	13
7.	Ricky Watters	1995	399	1,707	4.3	106.7	12
8.	LeSean McCoy	2010	285	1,672	5.9	111.5	9
9.	LeSean McCoy	2011	321	1,624	5.1	108.3	20
10.	Duce Staley	2002	320	1,570	4.9	98.1	8

MOST TOUCHES, Career

	PLAYER	TOUCHES
1.	LeSean McCoy	1,761
2.	Brian Westbrook	1,734
3.	Wilbert Montgomery	1,731
4.	Duce Staley	1,475
5.	Steve Van Buren	1,365
6.	Ricky Watters	1,136
7.	Keith Byars	1,121
8.	Timmy Brown	1,081
9.	Tom Sullivan	1,032
10.	Clarence Peaks	961

BEST YARDS/TOUCH, Career

	PLAYER	AVG
1.	Timmy Brown	6.52
2.	Brian Westbrook	5.64
3.	Keith Byars	5.53
4.	Wilbert Montgomery	5.19
5.	LeSean McCoy	5.15
6.	Tom Woodeshick	4.95
7.	Duce Staley	4.95
8.	Clarence Peaks	4.77
9.	Steve Van Buren	4.68
10.	Billy Barnes	4.53

(min. 750 touches)

MOST TOUCHES, Season

	PLAYER (YEAR)	TOUCHES
1.	Ricky Watters (1996)	404
2.	Ricky Watters (1995)	399
3.	Wilbert Montgomery (1979)	379
4.	Brian Westbrook (2007)	368
5.	LeSean McCoy (2013)	366
	Duce Staley (1999)	366

BEST YARDS/TOUCH, Season

	PLAYER (YEAR)	AVG
1.	Timmy Brown (1965)	7.42
2.	Timmy Brown (1962)	7.38
3.	Herschel Walker (1994)	6.31
4.	Steve Van Buren (1945)	6.24
5.	Brian Westbrook (2003)	6.14
6.	Keith Byars (1991)	6.07

(min. 150 touches)

TOP SINGLE-GAME SCRIMMAGE YARD TOTALS

MOST YARDS, Game

	PLAYER	GAME	YARDS
1.	Duce Staley	9/3/2000 at Cowboys	262
2.	Timmy Brown	12/16/1962 at Cardinals	249
3.	Wilbert Montgomery	11/4/1979 vs. Browns	237
	Tommy McDonald	12/10/1961 vs. Giants	237
5.	Duce Staley	11/11/2001 vs. Vikings	231

MOST TOUCHES, Game

	PLAYER	GAME	TOUCHES
1.	Brian Westbrook	12/7/2008 at Giants	39
	Ricky Watters	12/10/1995 vs. Cowboys	39
	Heath Sherman	11/12/1990 vs. Redskins	39
4.	Heath Sherman	10/6/1991 at Buccaneers	37
5.	Ricky Watters	10/8/1995 vs. Redskins (ot)	36

ALL-TIME REGULAR SEASON INTERCEPTIONS

ALL-TIME INTERCEPTION LEADERS

	PLAYER	YEARS	INTs	YARDS	AVG	LG	TDs
1.	Brian Dawkins	1996-2008 (13)	34	515	15.1	67t	2
	Eric Allen	1988-94 (7)	34	482	14.2	94t	5
	Bill Bradley	1969-76 (8)	34	536	15.8	56t	1
4.	Herman Edwards	1977-85 (9)	33	98	3.0	25	1
5.	Wes Hopkins	1983-93 (10)	30	241	8.0	33	1
6.	Don Burroughs	1960-64 (5)	29	351	12.1	46	0
7.	Troy Vincent	1996-2003 (8)	28	341	12.2	90t	1
8.	Joe Scarpati	1964-69 (6)	24	402	16.8	67t	3
	Ernie Steele	1942-48 (6)	24	404	16.8	62	0
10.	Asante Samuel	2008-11 (4)	23	304	13.2	50t	2
	Roynell Young	1980-88 (9)	23	106	4.6	33	0
	Randy Logan	1973-83 (11)	23	293	12.7	45	0

MOST INTERCEPTIONS, SEASON

	PLAYER	YEAR	INTs	YARDS	AVG	LG	TDs
1.	Bill Bradley	1971	11	248	22.5	51	0
2.	Asante Samuel	2009	9	117	13.0	37	0
	Bill Bradley	1972	9	73	8.1	21	0
	Don Burroughs	1960	9	124	13.8	46	0
	Ed "Bibbles" Bawel	1955	9	168	18.7	42t	2
6.	Eric Allen	1989	8	38	4.8	18	0
	Terry Hoage	1988	8	116	14.5	38	0
	Joe Scarpati	1966	8	182	22.8	32	0
	Bob Hudson	1954	8	89	11.1	32	0
	Tom Brookshier	1953	8	41	5.1	22	0
	Ed "Bibbles" Bawel	1952	8	121	15.1	35	0
	Joe Sutton	1950	8	67	8.4	32	0

TOP SINGLE-GAME INT PERFORMANCES

MOST INTERCEPTIONS, Game

	PLAYER	GAME	INTS
1.	Russ Craft	9/24/1950 at Chi. Cardinals	*4
2.	Kurt Coleman	10/16/2011 at Redskins	3
	Joe Scarpati	10/23/1966 at Giants	3
	Jim Nettles	12/12/1965 at Steelers	3
	Nate Ramsey	11/28/1965 at StL Cardinals	3
	Don Burroughs	12/3/1961 at Steelers	3
	Chuck Weber	9/30/1960 at Cowboys	3
	Joe Sutton	9/24/1950 at Chi. Cardinals	3
	Gil Steinke	11/10/1946 at Giants	3
	Roy Zimmerman	12/9/1945 vs. Boston Yanks	3
	Roy Zimmerman	12/10/1944 vs. Cleveland Rams	3

* NFL record

MOST INTERCEPTION RETURN YARDS, Game

	PLAYER	GAME	YDS
1.	Frank LeMaster	12/21/1975 at Redskins	114
2.	Lito Sheppard	10/8/2006 vs. Cowboys	102
3.	Lito Sheppard	11/15/2004 at Cowboys	101
4.	Malcolm Jenkins	12/6/2015 at Patriots	99
	Jerry Norton	10/5/1957 vs. Giants	99

MOST INTERCEPTIONS RETURNED FOR TD, Game

	PLAYER	GAME	TDS
1.	Eric Allen	12/26/1993 vs. Saints	2

MOST INT RETURN YDS, Career

	PLAYER	YARDS
1.	Bill Bradley	536
2.	Brian Dawkins	515
3.	Eric Allen	482
4.	Lito Sheppard	460
5.	Ernie Steele	404
6.	Joe Scarpati	402

MOST INTs RETURNED FOR TD, Career

	PLAYER	TDs
1.	Eric Allen	5
2.	Sheldon Brown	3
	Lito Sheppard	3
	Joe Scarpati	3
5.	(12 players) last by **Malcolm Jenkins**	2

MOST INT RETURN YDS, Season

	PLAYER (INTs, YEAR)	YARDS
1.	Bill Bradley (11, 1971)	248
2.	Eric Allen (6, 1993)	201
3.	Joe Scarpati (8, 1966)	182
4.	Lito Sheppard (5, 2004)	172
5.	Ed "Bibbles" Bawel (9, 1955)	168

MOST INTs RETURNED FOR TD, Season

	PLAYER (YEAR)	TDs
1.	Eric Allen (1993)	*4
2.	Lito Sheppard (2004)	2
	Seth Joyner (1992)	2
	Ed Bawel (1955)	2

* NFL record

MOST INTs BY A NON-DB, Season

	PLAYER (YEAR)	INTs
1.	William Thomas, LB (1995)	7
2.	Chuck Weber, LB (1960)	6
	Chuck Bednarik, LB (1953)	6
4.	Bill Bergey, LB (1974)	5
5.	Seth Joyner, LB & Byron Evans, LB (1992)	4
	Many others with	4

LONGEST INTERCEPTION RETURNS

	PLAYER (GAME)	YARDS
1.	James Willis intercepted pass 4 yds. deep in the end zone and returned it 14 yds. before lateralling to Troy Vincent, who ran 90 yds. (11/3/1996 at Cowboys - QB Troy Aikman)	104t
2.	Lito Sheppard (10/8/2006 vs. Cowboys - QB Drew Bledsoe)	102t
3.	Lito Sheppard (11/15/2004 at Cowboys - QB V. Testaverde)	101t
4.	Malcolm Jenkins (12/6/2015 at Patriots - QB Tom Brady)	99t
	Jerry Norton (10/5/1957 vs. Giants - QB Charlie Conerly, deflected off goal post)	99t
6.	Eric Allen (10/3/1993 at Jets - QB Boomer Esiason)	94t
	Irv Cross (10/25/1964 at Steelers - QB Terry Nofsinger)	94t
8.	Jack Hinkle (10/9/1943 vs. Giants - QB Tuffy Leemans)	91

ALL-TIME REGULAR SEASON SACKS

ALL-TIME LEADERS IN SACKS

	PLAYER	YEARS	SACKS
1.	Reggie White (DE)	1985-92	124.0
2.	Trent Cole (DE/LB)	2005-14	85.5
3.	Clyde Simmons (DE)	1986-93	76.0
4.	Hugh Douglas (DE)	1998-2002, 2004	54.5
5.	Greg Brown (DE)	1982-86	50.5
6.	Andy Harmon (DT)	1991-97	39.5
7.	Seth Joyner (LB)	1986-93	37.0
8.	Wiliam Fuller (DE)	1994-96	35.5
9.	Dennis Harrison (DE)	1978-84	34.0
10.	William Thomas (LB)	1991-99	33.0
11.	Ken Clarke (DT)	1982-87	32.5
12.	Corey Simon (DT)	2000-04	32.0
13.	Juqua Parker (DE)	2005-11	31.5
	Mike Mamula (DE)	1995-2000	31.5
15.	Jerome Brown (DT)	1987-91	29.5
16.	Darwin Walker (DT)	2000-06	27.5
17.	**Connor Barwin (LB)**	**2013-15**	**26.5**
18.	Jason Babin (DE)	2009, 2011-12	26.0
19.	**Brandon Graham (DE/LB)**	**2010-15**	**23.5**
20.	Darren Howard (DE)	2006-09	22.5

Note: includes only figures since 1982, when sacks first became an official NFL statistic

MOST SACKS, SEASON

	PLAYER	YEAR	SACKS
1.	Reggie White (DE)	1987	21.0
2.	Clyde Simmons (DE)	1992	19.0
3.	Jason Babin (DE)	2011	18.0
	Reggie White (DE)	1988	18.0
	Reggie White (DE)	1986	18.0
6.	Greg Brown (DE)	1984	16.0
7.	Clyde Simmons (DE)	1989	15.5
8.	Hugh Douglas (DE)	2000	15.0
	Reggie White (DE)	1991	15.0
10.	**Connor Barwin (LB)**	**2014**	**14.5**

MOST SACKS, GAME

	PLAYER	GAME	SACKS
1.	Hugh Douglas (DE)	10/18/1998 at Chargers	4.5
	Clyde Simmons (DE)	9/15/1991 at Cowboys	4.5
3.	Reggie White (DE)	9/25/1988 at Vikings	4.0
	Reggie White (DE)	11/30/1986 at LA Raiders	4.0
	Reggie White (DE)	11/2/1986 at StL Cardinals	4.0
	Garry Cobb (LB)	10/5/1986 at Falcons	4.0
	Greg Brown (DE)	12/16/1984 at Falcons	4.0

MOST CONSECUTIVE GAMES WITH A SACK

	PLAYER	YEAR	GAMES
1.	Reggie White (last 4 games in 1986 and first 4 in '87)		8
	Reggie White (last 7 games in 1987 and first in '88)		8
3.	William Fuller	1994	7
	Dennis Harrison	1982	7
5.	Clyde Simmons	1992	6

LONGEST FUMBLE RETURN FOR A TD

	PLAYER	GAME	YARDS
1.	Mike Patterson	9/24/2006 at 49ers	98t
2.	Joselio Hanson	12/28/2008 vs. Cowboys	96t
	Joe Lavender	9/23/1974 vs. Cowboys	96t
4.	Joe Carter	9/25/1938 vs. NY Giants	92t
5.	Bob Pylman	9/25/1938 vs. NY Giants	88t
6.	Will Wynn	12/1/1974 vs. Packers	87t
7.	Walter Thurmond	1/3/2016 at Giants	83t
8.	Sheldon Brown	10/9/2005 at Cowboys	80t
9.	Chris Clemons	12/28/2008 vs. Cowboys	73t
10.	Reggie White	9/13/1987 at Redskins	70t

MOST FUMBLE RETURNS FOR TD, CAREER

	PLAYER	YEARS	TDs
1.	Seth Joyner	1986-93	3
2.	Juqua Parker	2005-11	2
	Sheldon Brown	2002-09	2
	Kevin Curtis	2007-09	2
	William Thomas	1991-97	2
	Reggie White	1985-92	2
	Clyde Simmons	1986-90	2
	Greg Brown	1981-84	2
	Will Wynn	1973-76	2

MOST BLOCKED PUNTS RETURNED FOR TD

	PLAYER	TDs
1.	(11 times) last Najee Goode (12/6/15 at Patriots) (24 yards)	1

MOST BLOCKED FGs RETURNED FOR TD

	PLAYER	TDs
1.	(2 times) last Matt Ware (10/23/05 vs. Chargers) (65 yards)	1

LONGEST RETURN AFTER MISSED FIELD GOAL

	PLAYER	GAME	YARDS
1.	Al Nelson	9/26/1971 vs. Cowboys	101t
2.	Al Nelson	12/11/1966 vs. Browns	100t
3.	Timmy Brown	9/16/1962 vs. StL Cardinals	99

ALL-TIME REGULAR SEASON PUNTING

ALL-TIME LEADING PUNTERS, GROSS AVERAGE (min. 100 punts)

	Player	Years	Punts	Yards	Gross	Net	In20	Lg	Blk
1.	**Donnie Jones**	**2013-2015 (3)**	**244**	**11,050**	**45.29**	**40.4**	**96**	**70**	**3**
2.	Joe Muha	1946-1950(5)	179	7,688	42.95	NA	NA	82	2
3.	Sav Rocca	2007-2010 (4)	299	12,817	42.87	37.6	102	65	1
4.	Sean Landeta	1999-2002, 2005 (5)	376	16,092	42.80	35.9	96	64	1
5.	King Hill	1961-1968(8)	254	10,765	42.38	NA	NA	80	0

BEST GROSS PUNTING AVERAGE, SEASON (min. 40 punts)

	Name	Year	Punts	Yards	Gross	Net	In20	Lg	Blk
1.	Joe Muha	1948	57	2,694	47.26	NA	NA	82	0
2.	**Donnie Jones**	**2015**	**86**	**4,038**	**46.95**	**41.6**	**29**	**64**	**2**
3.	Mat McBriar	2012	55	2,560	46.55	36.5	13	66	1
4.	**Donnie Jones**	**2013**	**82**	**3,681**	**44.89**	**40.5**	**33**	**70**	**1**
5.	**Donnie Jones**	**2014**	**76**	**3,331**	**43.83**	**38.9**	**34**	**68**	**0**

ALL-TIME LEADING PUNTERS, NET AVERAGE (min. 100 punts)

	Player	Years	Punts	Yards	Gross	Net	In20	Lg	Blk
1.	**Donnie Jones**	**2013-2015 (3)**	**244**	**11,050**	**45.29**	**40.4**	**96**	**70**	**3**
2.	Sav Rocca	2007-2010 (4)	299	12,817	42.87	37.6	102	65	1
3.	Dirk Johnson	2003-2006(4)	268	11,180	41.72	36.0	79	62	0
4.	Sean Landeta	1999-2002, 2005 (5)	376	16,092	42.80	35.9	96	64	1
5.	Jeff Feagles	1990-1993(3)	324	13,448	41.51	35.4	106	77	3

BEST NET PUNTING AVERAGE, SEASON (min. 40 punts)

	Name	Year	Punts	Yards	Gross	Net	In20	Lg	Blk
1.	**Donnie Jones**	**2015**	**86**	**4,038**	**47.0**	**41.6**	**29**	**64**	**2**
2.	**Donnie Jones**	**2013**	**82**	**3,681**	**44.9**	**40.5**	**33**	**70**	**1**
3.	Sav Rocca	2010	73	3,195	43.8	39.0	28	63	0
4.	**Donnie Jones**	**2014**	**76**	**3,331**	**43.8**	**38.9**	**34**	**68**	**0**
5.	Sav Rocca	2009	76	3,222	42.4	38.3	26	61	0

Note: net average became an official stat in 1976

Led NFL Led Conference

MOST PUNTS, Career

	PLAYER	PUNTS
1.	Adrian Burk	393
2.	Sean Landeta	376
3.	Tom Hutton	349
4.	John Teltschik	345
5.	Max Runager	332

MOST PUNTS INSIDE 20, Career

	PLAYER	IN20
1.	Jeff Feagles	106
2.	Sav Rocca	102
3.	**Donnie Jones**	**96**
	Sean Landeta	96
5.	Dirk Johnson	79

Inside-the-20 became official stat in 1976

MOST PUNTS, Season

	PLAYER (YEAR)	PUNTS
1.	John Teltschik (1986)	108
2.	Sean Landeta (1999)	107
3.	Tom Hutton (1998)	104
4.	John Teltschik (1988)	98
5.	Sean Landeta (2001)	97

MOST PUNTS INSIDE 20, Season

	PLAYER (YEAR)	IN20
1.	**Donnie Jones (2014)**	**34**
2.	**Donnie Jones (2013)**	**33**
3.	Jeff Feagles (1993)	31
4.	**Donnie Jones (2015)**	**29**
	Jeff Feagles (1991)	29

Inside-the-20 became official stat in 1976

TOP SINGLE-GAME PUNTING PERFORMANCES

LONGEST PUNT

	PLAYER	GAME	YARDS
1.	Randall Cunningham	12/3/1989 at Giants	91
2.	Joe Muha	10/10/1948 vs. Giants	82
3.	Randall Cunningham	10/16/1994 at Cowboys	80
	King Hill	11/11/1962 vs. Packers	80
5.	Jeff Feagles	9/15/1991 at Cowboys	77

MOST PUNTS, Game

	PLAYER	GAME	PUNTS
1.	John Teltschik	12/6/1987 at NY Giants	15
2.	Adrian Burk	12/12/1954 vs. Giants	12
	Adrian Burk	11/2/1952 at Packers	12
	Len Barnum	10/4/1942 vs. Redskins	12
	Emmett Mortell	10/10/1937 at Redskins	12

BEST GROSS PUNTING AVERAGE, Game (min. 4 punts)

	PLAYER	GAME	AVG.
1.	Mat McBriar	10/14/2012 vs. Lions	56.6
2.	Chas Henry	9/9/2012 at Browns	55.0
3.	**Donnie Jones**	**10/19/2015 vs. Giants**	**54.3**
4.	**Donnie Jones**	**9/15/2014 at Colts**	**53.8**
5.	Len Barnum	9/13/1942 at Steelers	53.5
	Len Barnum	9/20/1942 at Cleveland Rams	53.5

BEST NET PUNTING AVERAGE, Game (min. 4 punts, since 1976)

	PLAYER	GAME	AVG.
1.	**Donnie Jones**	**11/17/2013 vs. Redskins**	**50.7**
2.	**Donnie Jones**	**10/19/2015 vs. Giants**	**49.0**
	Sean Landeta	9/23/2001 at Seahawks	49.0
4.	Jeff Feagles	10/5/1992 vs. Cowboys	48.8
5.	Sav Rocca	9/12/2010 vs. Packers	47.8

ALL-TIME REGULAR SEASON PUNT RETURNS

ALL-TIME LEADING PUNT RETURNERS (min. 20 returns)

	Player	Years	PR	FC	Yds	Avg	Lg	TDs
1.	Ernie Steele	1942-48 (6)	44	NA	737	16.75	80t	1
2.	Steve Van Buren	1944-51 (8)	34	NA	473	13.91	55t	2
3.	Pat McHugh	1947-51 (5)	31	NA	402	12.97	69t	1
4.	Brian Westbrook	2002-09 (8)	39	21	498	12.77	84t	2
5.	**Darren Sproles**	**2014-15 (2)**	**77**	**34**	**952**	**12.36**	**89t**	**4**
6.	Brian Mitchell	2000-02 (3)	117	66	1,369	11.70	76t	2
7.	Frank Reagan	1949-51 (3)	27	NA	304	11.26	42	1
8.	Bosh Pritchard	1942, 1947-51 (6)	91	NA	975	10.71	55t	1
9.	Vai Sikahema	1992-93 (2)	73	30	778	10.66	87t	1
10.	Larry Marshall	1974-77 (4)	104	16	1,086	10.44	48	0
11.	Damaris Johnson	2012-13 (2)	38	35	391	10.29	98t	1

BEST PUNT RETURN AVERAGE, SEASON (min. 15 returns)

	Player	Year	PR	FC	Yds	Avg	Lg	TDs
1.	Steve Van Buren	1944	15	NA	230	15.33	55	1
2.	Brian Westbook	2003	20	16	306	15.30	84t	2
3.	DeSean Jackson	2009	29	15	441	15.21	85t	2
4.	Alvin Haymond	1968	15	6	201	13.40	54t	1
5.	**Darren Sproles**	**2014**	**39**	**16**	**506**	**12.97**	**82t**	**2**
6.	Reno Mahe	2005	21	9	269	12.81	44	0
7.	Frank Reagan	1949	21	NA	266	12.67	42	1
8.	Kelvin Martin	1995	17	10	214	12.59	38	0
9.	Vai Sikahema	1992	40	10	503	12.58	87t	1
10.	Brian Mitchell	2002	46	11	567	12.32	76t	1

Led NFL Led Conference

TOP SINGLE-GAME PUNT RETURN PERFORMANCES

MOST PUNT RETURN YARDS, Game

	PLAYER	GAME	YARDS
1.	Alvin Haymond	10/6/1968 at Redskins	140
2.	**Darren Sproles**	**12/6/2015 at Patriots**	**115**
3.	Vai Sikahema	11/22/1992 at NY Giants	111
4.	Reno Mahe	12/5/2005 vs. Seahawks	108
5.	DeSean Jackson	9/13/2009 at Panthers	106
	Ernie Steele	10/25/1942 at Bears	106

MOST PUNT RETURNS, Game

	PLAYER	GAME	PR
1.	Larry Marshall	9/18/1977 vs Buccaneers	9
2.	DeSean Jackson	9/7/2008 vs. Rams	8
	Evan Cooper	10/26/1986 vs. Chargers	8
	Vai Sikahema	12/13/1992 at Seahawks	8
5.	(7 times) last by Reno Mahe 12/5/2005 vs. Seahawks		7

BEST PUNT RETURN AVERAGE, Game (min. 3 punt returns)

	PLAYER	GAME	AVG.
1.	Brian Mitchell	11/25/2002 at 49ers	33.0
2.	**Darren Sproles**	**9/27/2015 at NY Jets**	**29.7**
3.	**Darren Sproles**	**9/18/2014 at 49ers**	**28.7**
4.	**Darren Sproles**	**11/10/2014 vs. Panthers**	**28.3**
	Clyde Scott	10/30/1949 at Steelers	28.3

MOST PUNT RETURNS, Career

	PLAYER	RETURNS
1.	Wally Henry	148
2.	DeSean Jackson	131
3.	Brian Mitchell	117
	John Sciarra	117
5.	Bill Bradley	111

MOST PUNT RETURN YARDS, Career

	PLAYER	YARDS
1.	Brian Mitchell	1,369
2.	DeSean Jackson	1,294
3.	Wally Henry	1,231
4.	Larry Marshall	1,086
5.	Bosh Pritchard	975

MOST PUNT RETURN TDs, Career

	PLAYER	TDS
1.	**Darren Sproles**	**4**
	DeSean Jackson	4
3.	Brian Westbrook	2
	Brian Mitchell	2
	Steve Van Buren	2

MOST PUNT RETURNS, Season

	PLAYER (YEAR)	RETURNS
1.	Wally Henry (1981)	54
2.	Rod Harris (1991)	53
3.	DeSean Jackson (2008)	50
4.	Brian Mitchell (2002)	46
	Larry Marshall (1977)	46

MOST PUNT RETURN YARDS, Season

	PLAYER (YEAR)	YARDS
1.	Brian Mitchell (2002)	567
2.	**Darren Sproles (2014)**	**506**
3.	Vai Sikahema (1992)	503
4.	Larry Marshall (1977)	489
5.	Brian Mitchell (2001)	467

MOST PUNT RETURN TDs, Season

	PLAYER (YEAR)	TDS
1.	**Darren Sproles (2015)**	**2**
	Darren Sproles (2014)	**2**
	DeSean Jackson (2009)	2
	Brian Westbrook (2003)	2

LONGEST PUNT RETURNS

PLAYER (GAME)	YARDS
1. Damaris Johnson (12/2/2012 at Cowboys)	98t
2. Darren Sproles (9/27/2015 at Jets)	**89t**
3. Vai Sikahema (11/22/1992 at Giants)	87t
4. DeSean Jackson (9/13/2009 at Panthers)	85t
5. Brian Westbrook (10/19/2003 at Giants)	84t
6. Darren Sproles (12/6/2015 at Patriots	**83t**
7. Darren Sproles (9/28/2014 at 49ers)	**82t**
8. Brian Westbrook (12/21/2003 vs. 49ers)	81t
Tommy McDonald (10/4/1959 vs. Giants)	81t
10. Ernie Steele (10/25/1942 at Bears)	(lateral) 80t

ALL-TIME REGULAR SEASON KICKOFF RETURNS

ALL-TIME LEADING KICKOFF RETURNERS (min. 25 returns)

	Player	Years	KOR	Yds	Avg	Lg	TDs
1.	Steve Van Buren	1944-51 (8)	76	2,030	26.71	98t	3
2.	Irv Cross	1961-69 (6)	28	745	26.61	74	0
3.	Timmy Brown	1960-67 (8)	169	4,483	26.53	105t	5
4.	**Josh Huff**	**2014-15 (2)**	**35**	**913**	**26.09**	**107t**	**1**
5.	Al Nelson	1965-73 (9)	101	2,625	25.99	78	0
6.	Wilbert Montgomery	1977-84 (8)	32	814	25.44	99t	1
7.	Quintin Demps	2008-09 (2)	58	1,469	25.33	100t	1
8.	Brian Mitchell	2000-02 (3)	131	3,311	25.27	94t	2
9.	Allen Rossum	1998-99 (2)	98	2,427	24.77	89t	1
10.	Billy Walik	1970-72 (3)	67	1,640	24.48	82	0
11.	Alvin Haymond	1968 (1)	28	677	24.18	98t	1

BEST KICKOFF RETURN AVERAGE, SEASON (min. 1.25 ret/gm)

	Player	Years	KOR	Yds	Avg	Lg	TDs
1.	Al Nelson	1972	25	728	29.12	78	0
2.	Steve Van Buren	1945	13	373	28.69	98t	1
3.	Timmy Brown	1963	33	945	28.64	100t	1
4.	Timmy Brown	1966	20	562	28.10	93t	2
5.	Timmy Brown	1961	29	811	27.97	105t	1
6.	Timmy Brown	1962	30	831	27.70	99t	1
7.	Hershel Walker	1994	21	581	27.67	94t	1
8.	Don Stevens	1952	16	433	27.06	51	0
9.	Brian Mitchell	2002	43	1,162	27.02	57	0
10.	Wilbert Montgomery	1977	23	619	26.91	99t	1

Led NFL Led Conference

TOP SINGLE-GAME KICKOFF RETURN PERFORMANCES

MOST KICKOFF RETURN YARDS, Game

	PLAYER	GAME	YARDS
1.	Derrick Witherspoon	11/24/1996 at Ari. Cardinals	253
2.	Timmy Brown	11/6/1966 vs. Cowboys	247
3.	Allen Rossum	11/14/1999 vs. Redskins	222
4.	Quintin Demps	11/9/2008 vs. Giants	220
5.	Duce Staley	11/30/1997 vs. Bengals	195

MOST KICKOFF RETURNS, Game

	PLAYER	GAME	KOR
1.	Quintin Demps	11/9/2008 vs. Giants	8
	Allen Rossum	11/21/1999 vs. Colts	8
	Derrick Witherspoon	11/24/1996 at Ari. Cardinals	8
4.	(5 times) last by Ellis Hobbs 9/20/2009 vs. Saints		7

BEST KICKOFF RETURN AVERAGE, Game (min. 3 kickoff returns)

	PLAYER	GAME	AVG
1.	Timmy Brown	9/22/1963 vs. Cardinals	59.0
2.	Alvin Haymond	9/22/1968 vs. NY Giants	51.0
3.	Timmy Brown	11/6/1966 vs. Cowboys	49.4
4.	Derrick Witherspoon	9/22/1996 at Falcons	48.0
5.	Allen Rossum	11/14/1999 vs. Redskins	44.4

MOST KICKOFF RETURNS FOR A TD, Game

	PLAYER	GAME	TDs
1.	Timmy Brown	11/6/1966, 93 & 90 yards vs. Cowboys	2*

* NFL Record

MOST KICKOFF RETURNS, Career

	PLAYER	RETURNS
1.	Timmy Brown	169
2.	Brian Mitchell	131
3.	Al Nelson	101
4.	Allen Rossum	98
5.	Larry Marshall	88

MOST KICKOFF RETURN YARDS, Career

	PLAYER	YARDS
1.	Timmy Brown	4,483
2.	Brian Mitchell	3,311
3.	Al Nelson	2,625
4.	Allen Rossum	2,427
5.	Larry Marshall	2,075

MOST KICKOFF RETURN TDs, Career

	PLAYER	TDS
1.	Timmy Brown	5
2.	Derrick Witherspoon	3
	Steve Van Buren	3
4.	Brian Mitchell	2

MOST KICKOFF RETURNS, Season

	PLAYER (YEAR)	RETURNS
1.	Allen Rossum (1999)	54
2.	Derrick Witherspoon (1996)	53
3.	Quintin Demps (2008)	52
4.	Herman Hunter (1985)	48
5.	Brian Mitchell (2000)	47
	Duce Staley (1997)	47

MOST KICKOFF RETURN YARDS, Season

	PLAYER (YEAR)	YARDS
1.	Allen Rossum (1999)	1,347
2.	Quintin Demps (2008)	1,314
3.	Derrick Witherspoon (1996)	1,271
4.	Brian Mitchell (2002)	1,162
5.	Duce Staley (1997)	1,139

MOST KICKOFF RETURN TDs, Season

	PLAYER (YEAR)	TDS
1.	Derrick Witherspoon (1996)	2
	Timmy Brown (1966)	2

LONGEST KICKOFF RETURNS

	PLAYER (GAME)	YARDS
1.	**Josh Huff (11/23/2014 vs. Titans)**	**107t**
2.	Timmy Brown (9/17/1961 vs. Browns)	105t
3.	Russ Craft (10/7/1950 vs. LA Rams)	103t
4.	Chris Polk (9/21/2014 vs. Redskins)	102t
5.	Quintin Demps (11/23/2008 at Ravens)	100t
	Timmy Brown (9/22/1963 vs. StL. Cardinals)	100t
	Dave Smukler (11/13/1938 at Brooklyn Dodgers)	100t

STARTING QB RECORDS / NFL RECORDS

STARTING QUARTERBACK RECORDS

Year	Quarterbacks (Record as a starter)
1956	Bobby Thomason (3-5-1), Adrian Burk (0-3)
1957	Thomason (2-5), Sonny Jurgensen (2-3)
1958	Norm Van Brocklin (2-9-1)
1959	Van Brocklin (7-5)
1960	Van Brocklin (10-2)
1961	Jurgensen (10-4)
1962	Jurgensen (3-9-1), King Hill (0-1)
1963	Jurgensen (2-6-1), Hill (0-4-1)
1964	Norm Snead (4-6), Hill (1-1), Jack Concannon (1-1)
1965	Snead (4-5), Hill (1-4)
1966	Snead (5-5), Hill (2-0), Concannon (2-0)
1967	Snead (6-7-1)
1968	Snead (2-9), Hill (0-2), John Huarte (0-1)
1969	Snead (4-8-1), George Mira (0-1)
1970	Snead (3-9-1), Rick Arrington (0-1)
1971	Pete Liske (5-5), Arrington (1-2-1)
1972	John Reaves (0-7), Liske (2-4-1)
1973	Roman Gabriel (5-8-1)
1974	Gabriel (4-7), Mike Boryla (3-0)
1975	Gabriel (2-7), Boryla (2-3)
1976	Boryla (3-7), Gabriel (1-3)
1977	Ron Jaworski (5-9)
1978	Jaworski (9-7)
1979	Jaworski (11-5)
1980	Jaworski (12-4)
1981	Jaworski (10-6)
1982	Jaworski (3-6)
1983	Jaworski (5-11)
1984	Jaworski (5-7-1), Joe Pisarcik (1-2)
1985	Jaworski (6-6), Randall Cunningham (1-3)
1986	Jaworski (3-6), Cunningham (1-3-1), Matt Cavanaugh (1-1)
1987	Cunningham (7-5), Scott Tinsley (0-3)
1988	Cunningham (10-6)
1989	Cunningham (11-5)
1990	Cunningham (10-6)
1991	Jim McMahon (8-3), Cunningham (1-0), Jeff Kemp (1-1), Brad Goebel (0-2)
1992	Cunningham (10-5), McMahon (1-0)
1993	Bubby Brister (4-4), Cunningham (4-0), Ken O'Brien (0-4)
1994	Cunningham (7-7), Brister (0-2)
1995	Rodney Peete (9-3), Cunningham (1-3)
1996	Ty Detmer (7-4), Peete (3-2)
1997	T. Detmer (2-5), Bobby Hoying (2-3-1), Peete (2-1)
1998	Hoying (1-6), Koy Detmer (1-4), Peete (1-3)
1999	Doug Pederson (2-7), Donovan McNabb (2-4),K.Detmer (1-0)
2000	McNabb (11-5)
2001	McNabb (11-5)
2002	McNabb (7-3), A.J. Feeley (4-1), K.Detmer (1-0)
2003	McNabb (12-4)
2004	McNabb (13-2), K.Detmer (0-1)
2005	McNabb (4-5), Mike McMahon (2-5)
2006	McNabb (5-5), Jeff Garcia (5-1)
2007	McNabb (8-6), Feeley (0-2)
2008	McNabb (9-6-1)
2009	McNabb (10-4), Kevin Kolb (1-1)
2010	Vick (8-3), Kolb (2-3)
2011	Vick (7-6), Vince Young (1-2)
2012	Vick (3-7), Nick Foles (1-5)
2013	Vick (2-4), Foles (8-2)
2014	Foles (6-2), Mark Sanchez (4-4)
2015	**Sam Bradford (7-7)**, Sanchez (0-2)

NFL RECORDS HELD BY AN EAGLE

Most Touchdown Passes, Game

7 Nick Foles (11/3/2013 at Raiders) and Adrian Burk (10/17/1954 at Redskins); tied with Sid Luckman, Bears (1943); George Blanda, Hou. Oilers (1961); Y.A. Tittle, Giants (1962); Joe Kapp, Vikings (1969); Peyton Manning, Broncos (2013) and Drew Brees, Saints (2015)

Longest Touchdown Pass

99 Ron Jaworski to Mike Quick, (11/10/1985 vs. Falcons) (OT); tied with nine others

Most Interception Returns for TDs, Season

4 Eric Allen, 1993; tied with Jim Kearney, Chiefs (1972) and Ken Houston, Oilers (1971)

Most Interceptions, Game

4 Russ Craft (9/24/1950 at Cardinals); tied with 17 others

Most Kickoff Return TDs, Game

2 Timmy Brown (11/6/1966 vs. Cowboys), 93 and 90 yards; tied with Travis Williams, Packers (1967); Ron Brown, LA Rams (1985); Tyrone Hughes, Saints (1994); Chad Morton, Jets (2002); Devin Hester, Bears (2006); Andre Davis, Texans (2007); and Josh Cribbs, Browns (2009)

Most 50-Plus-Yard Touchdowns, Season

8 DeSean Jackson (2009); tied with Elroy "Crazy Legs" Hirsch, LA Rams (1951) and Devin Hester, Bears (2007)

ALL-TIME REGULAR SEASON ROOKIE RECORDS

PASSING

MOST ATTEMPTS, Season

1.	Nick Foles, 2012	265
2.	John Reaves, 1972	224
3.	Donovan McNabb, 1999	216
4.	Davey O'Brien, 1939	201
5.	Mike Boryla, 1974	102
6.	Foster Watkins, 1940	85
7.	Randall Cunningham, 1985	81
8.	Rick Arrington, 1970	73
	Red Kirkman, 1933	73
10.	Emmett Mortell, 1937	71

MOST COMPLETIONS, Season

1.	Nick Foles, 2012	161
2.	John Reaves, 1972	108
3.	Donovan McNabb, 1999	106
4.	Davey O'Brien, 1939	99
5.	Mike Boryla, 1974	60
6.	Rick Arrington, 1970	37
7.	Randall Cunningham, 1985	34
8.	Sonny Jurgensen, 1957	33
9.	Matt Barkley, 2013	30
	Brad Goebel, 1991	30

MOST YARDS, Season

1.	Nick Foles, 2012	1,699
2.	John Reaves, 1972	1,508
3.	Davey O'Brien, 1939	1,324
4.	Donovan McNabb, 1999	948
5.	Mike Boryla,1974	580
6.	Foster Watkins, 1940	565
7.	Randall Cunningham, 1985	548
8.	Sonny Jurgensen, 1957	470
9.	Red Kirkman, 1933	354
10.	Dave Smukler, 1936	345

MOST TD PASSES, Season

1.	Donovan McNabb, 1999	8
2.	John Reaves, 1972	7
3.	Nick Foles, 2012	6
	Davey O'Brien, 1939	6
5.	Boryla, 1974; Jurgensen, 1957	5

BEST COMP. PCT., SEASON (min. 75 atts.)

1.	Nick Foles, 2012	60.8
2.	Mike Boryla, 1974	58.8
3.	Davey O'Brien, 1939	49.3
4.	Donovan McNabb, 1999	49.1
5.	John Reaves, 1972	48.2

BEST QB RATING, SEASON (min. 75 atts.)

1.	Nick Foles, 2012	79.1
2.	Mike Boryla, 1974	78.9
3.	Donovan McNabb, 1999	60.1
4.	John Reaves, 1972	58.4
5.	Foster Watkins, 1940	46.4

RUSHING

MOST ATTEMPTS, Season

1.	Po James (FB), 1972	182
2.	Keith Byars (FB), 1986	177
3.	Lee Bouggess (FB), 1970	159
4.	LeSean McCoy, 2009	155
5.	Billy Barnes, 1957	143
6.	James Joseph, 1991	135
7.	Correll Buckhalter, 2001	129
8.	Clarence Peaks, 1957	125
9.	Mike Hogan, 1976	123
10.	Leroy Keys, 1969	121

MOST YARDS, Season

1.	LeSean McCoy, 2009	637
2.	Correll Buckhalter, 2001	586
3.	Keith Byars (FB) 1986	577
4.	Po James (FB), 1972	565
5.	Bryce Brown, 2012	564
6.	Mike Hogan (FB), 1976	561
7.	Billy Barnes, 1957	529
8.	Clarence Peaks, 1957	495
9.	Steve Van Buren, 1944	444
10.	James Joseph, 1991	440

MOST TOUCHDOWNS, Season

1.	Steve Van Buren, 1944	5
	Don Johnson, 1953	5
3.	Bryce Brown, 2012	4
	LeSean McCoy, 2009	4
	Ken Keller, 1956	4
	Mel Bleeker, 1944	4
	Jim Castiglia (FB), 1941	4
8.	Ryan Moats, 2005	3
	Charlie Garner, 1994	3
	Vaughn Hebron, 1993	3
	Many others	3

RECEIVING

MOST RECEPTIONS, Season

1.	Keith Jackson (TE), 1988	81
2.	**Jordan Matthews, 2014**	**67**
3.	DeSean Jackson, 2008	62
4.	Don Looney (E), 1940	58
5.	Jeremy Maclin, 2009	56
6.	Charle Young (TE), 1973	55
7.	Lee Bouggess (RB), 1970	50
8.	Reggie Brown, 2005	43
9.	Victor Bailey, 1993	41
	Junior Tautalasati (RB), 1986	41
11.	LeSean McCoy (RB), 2009	40

MOST YARDS, Season

1.	DeSean Jackson, 2008	912
2.	**Jordan Matthews, 2014**	**872**
3.	Keith Jackson (TE), 1988	869
4.	Charle Young (TE), 1973	854
5.	Jeremy Maclin, 2009	773
6.	Fred Barnett, 1990	721
7.	Don Looney (E), 1940	707
8.	Calvin Williams, 1990	602
9.	Reggie Brown, 2005	571
10.	Victor Bailey, 1993	545

MOST TOUCHDOWNS, Season

1.	Calvin Williams, 1990	9
2.	**Jordan Matthews, 2014**	**8**
	Fred Barnett, 1990	8
	Bobby Walston (E), 1951	8
5.	Pete Pihos (E), 1947	7
6.	Keith Jackson (TE), 1988	6
	Charle Young (TE), 1973	6
8.	Hal Giancanelli (B), 1953	5
9.	**Zach Ertz (TE), 2013**	**4**
	Jeremy Maclin (WR), 2009	4
	Many others	4

TOTAL OFFENSE

MOST SCRIMMAGE YARDS, Season

1.	DeSean Jackson (WR), 2008	1,008
2.	LeSean McCoy (RB), 2009	945
3.	Charle Young (TE), 1973	878
4.	**Jordan Matthews (WR), 2014**	**872**
5.	Keith Jackson (TE), 1988	869
6.	Lee Bouggess (RB), 1970	802
7.	Jeremy Maclin (WR), 2009	766
8.	Billy Barnes (RB), 1957	741
9.	Fred Barnett (WR), 1990	734
10.	Po James (FB), 1972	721

MOST TOUCHDOWNS, Season

1.	Calvin Williams (WR), 1990	9
2.	**Jordan Matthews (WR), 2014**	**8**
	Fred Barnett (WR), 1990	8
	Bobby Walston (E), 1951	8
	Pete Pihos (E), 1947	8
	Mel Bleeker (RB), 1944	8
7.	Charle Young (TE), 1973	7
	Don Johnson (RB), 1953	7
	Steve Van Buren (RB), 1944	7
10.	Keith Jackson (TE), 1988	6
	Hal Giancanelli (B), 1953	6

ALL-TIME REGULAR SEASON ROOKIE RECORDS

SACKS (since 1982)

MOST SACKS, Season

1.	Corey Simon (DT), 2000	9.5
2.	Derrick Burgess (DE), 2001	6.0
3.	**Fletcher Cox (DT), 2012**	**5.5**
	Mike Mamula (DE), 1995	5.5
5.	Trent Cole (DE), 2005	5.0
6.	Jerome Brown (DT), 1987	4.0
7.	Mike Patterson (DT), 2005	3.5
8.	**Brandon Graham (DE), 2010**	**3.0**
9.	**Bennie Logan (DT), 2013**	**2.0**
	Nate Allen (S), 2010, 3 others	2.0

INTERCEPTIONS (since 1940)

MOST INTERCEPTIONS, Season

1.	Tom Brookshier (DB), 1953	8
	Bibbles Bawel (B), 1952	8
3.	Herman Edwards (DB), 1977	6
4.	Eric Allen (DB), 1988	5
	Randy Logan (S), 1973	5
	Jerry Norton (DB), 1954	5
	Steve Van Buren (B), 1944	5
8.	Roynell Young (CB), 1980	4
	Brenard Wilson (S), 1979	4
10.	Nate Allen (S), 2010, others with	3

PUNT RETURNS

MOST PUNT RETURNS, Season

1.	DeSean Jackson, 2008	50
2.	Evan Cooper, 1984	40
3.	Bibbles Bawel, 1952	34
4.	Bill Bradley, 1969	28
5.	Damaris Johnson, 2012	26
	Tommy McDonald, 1957	26
7.	Allen Rossum, 1998	22
8.	Jerry Norton, 1954	21
9.	Bobby Morse, 1987	20
	Billy Walik, 1970	20

MOST PUNT RETURN YARDS, Season

1.	DeSean Jackson, 2008	440
2.	Damaris Johnson, 2012	291
3.	Bibbles Bawel, 1952	261
4.	Evan Cooper, 1984	250
5.	Steve Van Buren, 1944	230
6.	Dexter Wynn, 2004	194
7.	Allen Rossum, 1998	187
8.	Ernie Steele, 1942	184
9.	Bill Bradley, 1969	181
10.	Don Stevens, 1952	172

BEST PUNT RETURN AVERAGE, Season

1.	Pat McHugh, 1947, 10 returns	15.69
2.	Steve Van Buren, 1944, 15	15.33
3.	Damaris Johnson, 2012, 22	11.19
4.	Dexter Wynn, 2004, 18	10.78
5.	Don Stevens, 1952, 16	10.75
6.	Jorrick Calvin, 2010, 12	10.42
7.	Ken Keller, 1956, 15	9.73
8.	Bosh Pritchard, 1942, 11	9.73
9.	DeSean Jackson, 2008, 50	8.80
10.	Allen Rossum, 1998, 22	8.50
11.	Art Powell, 1959, 15	8.27

minimum 10 returns, since 1941

KICKOFF RETURNS

MOST KICKOFF RETURNS, Season

1.	Quintin Demps, 2008	52
2.	Herman Hunter, 1985	48
3.	Duce Staley, 1997	47
4.	Brandon Boykin, 2012	45
5.	Allen Rossum, 1998	44
6.	J.R. Reed, 2004	33
7.	Jorrick Calvin, 2010	32
8.	Billy Walik, 1970	32
9.	Dion Lewis, 2011	31
10.	Ted Dean, 1960	26
	Al Nelson, 1965	26

MOST KICKOFF RETURN YARDS, Season

1.	Quintin Demps, 2008	1,314
2.	Duce Staley, 1997	1,139
3.	Allen Rossum, 1998	1,080
4.	Herman Hunter, 1985	1,047
5.	Brandon Boykin, 2012	1,037
6.	Billy Walik, 1970	805
7.	J.R. Reed, 2004	761
8.	Jorrick Calvin, 2010	692
9.	Al Nelson, 1965	683
10.	Dion Lewis, 2011	669

BEST KICKOFF RETURN AVG, Season

1.	**Josh Huff, 2014, 14 returns**	**29.64**
2.	Tommy McDonald, 1957, 11	27.64
3.	Israel Lang, 1964, 13	27.08
4.	Art Powell, 1959, 14	27.07
5.	Don Stevens, 1952, 16	27.06
6.	Wilbert Montgomery, 1977, 23	26.91
7.	Al Nelson, 1965, 26	26.27
8.	Quintin Demps, 2008, 52	25.27
9.	Billy Walik, 1970, 32	25.16
10.	Allen Rossum, 1998, 44	24.55

minimum 10 returns, since 1941

KICKING

MOST FIELD GOALS MADE, Season

1.	Cody Parkey, 2014	32
2.	Paul McFadden, 1984	30
3.	Alex Henery, 2011	24
4.	Tony Franklin, 1979	23
5.	Mark Moseley, 1970	14

MOST FIELD GOAL ATTEMPTS, Season

1.	Paul McFadden, 1984	37
2.	Cody Parkey, 2014	36
3.	Tony Franklin, 1979	31
4.	Alex Henery, 2011	27
5.	Mark Moseley, 1970	25

BEST FIELD GOAL PERCENTAGE, Season

1.	Cody Parkey, 2014, 32-36	88.9
	Alex Henery, 2011, 24-27	88.9
3.	Paul McFadden, 1984, 30-37	81.1
4.	Tony Franklin, 1979, 23-31	74.2
5.	Mark Moseley, 1970, 14-25	56.0

MOST KICKING POINTS, Season

1.	Cody Parkey, 2014	150
2.	Alex Henery, 2011	118
3.	Paul McFadden, 1984	116
4.	Tony Franklin, 1979	105
5.	Mark Moseley, 1970	67

PUNTING

MOST PUNTS, Season

1.	John Teltschik, 1986	108
2.	Tom Hutton, 1995	85
3.	Merritt Kersey, 1974	82
4.	Max Runager, 1979	74
	Bill Bradley, 1969	74

MOST PUNTING YARDS, Season

1.	John Teltschik, 1986	4,493
2.	Tom Hutton, 1995	3,682
3.	Sav Rocca, 2007	3,066
4.	Merritt Kersey, 1974	2,959
5.	Bill Bradley, 1969	2,942

BEST GROSS PUNTING AVERAGE, Season

1.	Tom Hutton, 1995, 85	43.32
2.	Chas Henry, 2011, 66	42.88
3.	Sav Rocca, 2007, 73	42.00
4.	John Teltschik, 1986, 108	41.60
5.	Bill Bradley, 1969, 74	39.76

SUPERLATIVE PERFORMANCES BY ROOKIES

100-YARD RUSHING PERFORMANCES, ROOKIES

	PLAYER (GAME)	DATE	YDS (ATT-LG-TD)
1.	Bryce Brown vs. Panthers (L)	11/26/2012	178 (19-65t-2)
2.	Bryce Brown at Cowboys (L)	12/2/2012	169 (24-39-2)
3.	Correll Buckhalter vs. Cardinals (L)	10/7/2001	134 (21-37-0)
4.	Steve Van Buren at Bk. Tigers (W)	11/5/1944	129 (12-70t-2)
5.	Keith Byars vs. StL. Cardinals (T) OT	12/7/1986	127 (24-32-0)
6.	Charlie Garner vs. Redskins (W)	10/9/1994	122 (28-12-0)
7.	Don Johnson at Giants (L)	11/29/1953	121 (13-63t-1)
8.	Ryan Moats vs. Giants (L) OT	12/11/2005	114 (11-40t-2)
9.	Charlie Garner at 49ers (W)	10/2/1994	111 (16-28t-2)
10.	Toy Ledbetter at Bal. Colts (W)	10/15/1950	107 (23-14-1)
11.	Mike Hogan vs. Seahawks (W)	12/12/1976	104 (19-18-0)
	Bosh Pritchard at Bk. Dodgers (W)	11/15/1942	104 (14-26-0)
13.	Wilbert Montgomery vs. Jets (W)	12/18/1977	103 (22-27-2)
14.	Mike Hogan vs. Redskins (L) OT	9/27/1976	100 (22-32-0)
	Don Johnson vs. Bal.Colts (W)	11/15/1953	100 (11-66t-2)

100-YARD RECEIVING PERFORMANCES, ROOKIES

	PLAYER (GAME)	DATE	YDS (REC, TD)
1.	Don Looney at Redskins (L)	12/1/1940	180 (14, 0)
2.	Hank Baskett vs. Falcons (W)	12/31/2006	177 (7, 1)
3.	Jeremy Maclin at Cowboys (L)	1/9/2010 - NFC-WC	146 (7,1)
4.	Jeremy Maclin vs. Buccaneers (W)	10/11/2009	142 (6,2)
	Keith Jackson at Bears (L)	12/31/1988 - NFC-D	142 (7,0)
6.	**Jordan Matthews vs. Panthers (W)**	**11/10/2014**	**138 (7, 2)**
7.	Don Looney at Cle. Rams (L)	9/22/1940	129 (8, 2)
8.	Clyde Scott at Redskins (W)	11/13/1949	127 (4,1)
9.	Herman Hunter vs. LA Rams (W)	10/13/1985	120 (6,1)
10.	Fred Meyer at Redskins (L)	11/1/1942	119 (4, 0)
11.	Bobby Walston at Giants (L)	10/21/1951	118 (6, 2)
12.	Don Looney at Packers (L)	9/15/1940	115 (8, 1)
13.	Fred Barnett vs. Vikings (W)	10/15/1990	114 (4, 1)
14.	Charle Young (TE) at Cowboys (L)	11/18/1973	113 (4, 1)
15.	Hank Baskett vs. Cowboys (W)	10/8/2006	112 (3, 1)
	Fred Barnett at Bills (L)	12/2/1990	112 (2, 1)
	Charle Young (TE) at 49ers (L)	12/2/1973	112 (6, 1)
18.	DeSean Jackson at Cowboys (L)	9/15/2008	110 (6, 0)
19.	Fred Barnett vs. Packers (W)	12/16/1990	108 (5, 0)
	Charle Young (TE) vs. Patriots (W)	11/4/1973	108 (8, 2)
	Pete Pihos vs. Packers (W)	12/14/1947	108 (4, 1)
22.	**Jordan Matthews at Packers (L)**	**11/16/2014**	**107 (5, 1)**
23.	DeSean Jackson vs. Rams (W)	9/7/2008	106 (6, 0)
24.	**Jordan Matthews at Giants (W)**	**12/28/2014**	**105 (8, 1)**
25.	Charle Young (TE) at Redskins (L)	12/16/1973	104 (5, 1)

LONGEST RUSHING TDs, ROOKIES

	PLAYER (GAME)	YARDS
1.	Herman Hunter (11/24/1985 at Cowboys)	74t
2.	John Brewer (10/4/1952 vs. Giants)	71t
3.	Steve Van Buren (11/5/1944 at Brooklyn Tigers)	70t
	John Kusko (11/22/1936 vs. Bears)	70t
5.	LeSean McCoy (11/1/2009 vs. Giants)	66t
	Don Johnson (11/15/1953 vs. Baltimore Colts)	66t
7.	Bryce Brown (12/26/2012 vs. Panthers)	65t
8.	Don Johnson (11/29/1953 at Giants)	63t
9.	Ryan Moats (12/18/2005 at Rams)	59t
10.	Ken Keller (10/14/1956 at Steelers)	51t

LONGEST KICKOFF RETURNS, ROOKIES

	PLAYER	DATE	YARDS
1.	**Josh Huff vs. Titans (W)**	**11/23/2014**	**107t**
2.	Quintin Demps at Ravens (L)	11/23/2008	100t
3.	Wilbert Montgomery vs. Giants (W)	12/11/1977	99t
4.	Steve Van Buren vs. Giants (T)	11/12/1944	97t
	Bosh Pritchard at Redskins (L)	11/1/1942	97t
6.	Art Powell vs. Giants (W)	10/4/1959	95
7.	Andre Waters vs. Redskins (W)	11/18/1984	89t
8.	Billy Walik at Packers (L)	10/25/1970	82
9.	Jim Castiglia vs. Redskins (L)	10/19/1941	72
10.	Al Nelson vs. StL. Cardinals (W)	9/19/1965	70

LONGEST PUNT RETURNS, ROOKIES

	PLAYER	DATE	YARDS
1.	Damaris Johnson at Cowboys (L)	12/2/2012	98t
2.	Clyde Scott at Steelers (W)	10/30/1949	70t
3.	Pat McHugh at Boston Yanks (L)	11/23/1947	69t
4.	DeSean Jackson vs. Redskins (L)	10/5/2008	68t
5.	Bob Shann vs. Lions (L)	12/19/1965	63t
6.	Ernie Steele at NY Giants (L)	10/11/1942	62
7.	DeSean Jackson vs. Rams (W)	9/7/2008	60
8.	Art Powell vs. Steelers (W)	10/11/1959	58t
9.	Don Stevens vs. Redskins (W)	11/9/1952	56t
10.	Steve Van Buren vs. Boston Yanks (W)	10/22/1944	55t
11.	Bibbles Bawel at Giants (W)	10/26/1952	52t

TOP PASSING PERFORMANCES, ROOKIES

	PLAYER (GAME)	YARDS
1.	Nick Foles (12/9/2012 at Buccaneers)	381
2.	Nick Foles (12/23/2012 vs. Redskins)	345
3.	Davey O'Brien (11/12/1939 vs. Packers)	289
4.	Davey O'Brien (11/19/1939 vs. Bears)	260
5.	Nick Foles (12/2/2012 at Cowboys)	251

	PLAYER (GAME)	COMPLETIONS
1.	Nick Foles (12/23/2012 vs. Redskins)	32
	Nick Foles (12/9/2012 at Buccaneers)	32
3.	Mike Boryla (12/8/1974 at NY Giants)	23
4.	Nick Foles (12/2/2012 at Cowboys)	22
	Nick Foles (11/11/2012 vs. Cowboys)	22

	PLAYER (GAME)	TOUCHDOWNS
1.	Donovan McNabb (1/2/2000 vs. StL. Rams)	3
	Sonny Jurgensen (11/24/1957 vs. Redskins)	3

LONGEST RECEIVING TDs, ROOKIES

	PLAYER (GAME)	YARDS
1.	Fred Barnett (12/2/1990 at Bills)	95t
2.	Hank Baskett (12/31/2006 vs. Falcons)	89t
3.	Hank Baskett (10/8/2006 vs. Cowboys)	87t
4.	Kenny Jackson (10/21/1984 vs. NY Giants)	83t
5.	Charle Young (11/18/1973 at Cowboys)	80t
6.	Mel Bleeker (10/22/1944 vs. Boston Yanks)	75t
7.	Glen Young (11/6/1983 vs. Cowboys)	71t
8.	Clyde Scott (11/13/1949 at Redskins)	70t

ALL-TIME 300-YARD PASSING PERFORMANCES

Date	Player/Opponent/Result	Att-Cmp-Yd-TD-INT
1/3/16	Sam Bradford at Giants (W)	38-30-320-2-1
12/26/15	Sam Bradford vs. Redskins (L)	56-37-380-1-0
12/20/15	Sam Bradford vs. Cardinals (L)	41-28-361-2-2
10/11/15	Sam Bradford vs. Saints (W)	45-32-333-2-2
9/14/15	Sam Bradford at Falcons (L)	52-36-336-1-2
12/20/14	Mark Sanchez at Redskins (L)	50-37-374-2-1
11/23/14	Mark Sanchez vs. Titans (W)	43-30-307-1-2
11/16/14	Mark Sanchez at Packers (L)	44-26-346-2-2
11/10/14	Mark Sanchez vs. Panthers (W)	37-20-332-2-0
10/26/14	Nick Foles at Cardinals (L)	62-36-411-2-2
9/21/14	Nick Foles vs. Redskins (W)	41-27-325-3-0
9/15/14	Nick Foles at Colts (W)	37-21-331-1-1
9/7/14	Nick Foles vs. Jaguars (W)	45-27-322-2-1
12/15/13	Nick Foles at Vikings (L)	48-30-428-3-1
11/3/13	Nick Foles at Raiders (W)	28-22-406-7-0
9/15/13	Michael Vick vs. Chargers (L)	36-23-428-2-0
12/23/12	Nick Foles* vs. Redskins (L)	48-32-345-1-1
12/9/12	Nick Foles* at Buccaneers (W)	51-32-381-2-0
10/14/12	Michael Vick vs. Lions (L)	46-28-311-2-2
9/16/12	Michael Vick vs. Ravens (W)	32-23-371-1-2
9/9/12	Michael Vick at Browns (W)	56-29-317-2-4
1/1/12	Michael Vick vs. Redskins (W)	39-24-335-3-1
11/27/11	Vince Young vs. Patriots (L)	48-26-400-1-1
10/9/11	Michael Vick at Bills (L)	40-26-315-2-4
10/2/11	Michael Vick vs. 49ers (L)	46-30-416-2-1
12/2/10	Michael Vick vs. Texans (W)	33-22-302-2-1
11/28/10	Michael Vick at Bears (L)	44-29-333-2-1
11/15/10	Michael Vick at Redskins (W)	28-20-333-4-0
10/17/10	Kevin Kolb vs. Falcons (W)	29-23-326-3-1
12/27/09	Donovan McNabb vs. Broncos (W)	35-20-322-3-1
12/20/09	Donovan McNabb vs. 49ers (W)	36-21-306-1-2
11/15/09	Donovan McNabb at Chargers (L)	55-35-450-2-1
9/27/09	Kevin Kolb vs. Chiefs (W)	34-24-327-2-0
9/20/09	Kevin Kolb vs. Saints (L)	51-31-391-2-3
1/18/09	Donovan McNabb at Cardinals (L)	47-28-375-3-1
1/4/09	Donovan McNabb at Vikings (W)	34-23-300-1-1
11/16/08	Donovan NcNabb at Bengals (T) OT	58-28-339-1-3
11/2/08	Donovan McNabb at Seahawks (W)	43-28-349-2-1
9/7/08	Donovan McNabb vs. Rams (W)	33-21-361-3-0
12/30/07	Donovan McNabb vs. Bills (W)	41-29-345-1-1
11/25/07	A.J. Feeley at Patriots (L)	42-27-345-3-3
10/28/07	Donovan McNabb at Vikings (W)	36-23-333-1-0
9/23/07	Donovan McNabb vs. Lions (W)	26-21-381-4-0
12/31/06	A.J. Feeley vs. Falcons (W)	33-22-321-3-0
12/4/06	Jeff Garcia vs. Panthers (W)	39-21-312-3-0
10/22/06	Donovan McNabb at Buccaneers (L)	35-22-302-3-3
10/8/06	Donovan McNabb vs. Cowboys (W)	33-18-354-2-0
9/17/06	Donovan McNabb vs. Giants (L) OT	45-27-350-2-0
9/10/06	Donovan McNabb at Texans (W)	35-24-314-3-1
11/6/05	Donovan McNabb at Redskins (L)	35-22-304-1-1
10/2/05	Donovan McNabb at Chiefs (W)	48-33-369-3-1
9/25/05	Donovan McNabb vs. Raiders (W)	52-30-365-2-1
9/18/05	Donovan McNabb vs. 49ers (W)	29-23-342-5-0
2/6/05	Donovan McNabb vs. Patriots (L)	51-30-357-3-3
12/5/04	Donovan McNabb vs. Packers (W)	43-32-464-5-0
11/15/04	Donovan McNabb at Cowboys (W)	27-15-345-4-0
10/24/04	Donovan McNabb at Browns (W) OT	43-28-376-4-1
9/26/04	Donovan McNabb at Lions (W)	42-29-356-2-0
9/12/04	Donovan McNabb vs. Giants (W)	36-26-330-4-0
11/16/03	Donovan McNabb vs. Giants (W)	30-24-314-2-0
11/2/03	Donovan McNabb at Falcons (W)	33-21-312-1-0
9/9/01	Donovan McNabb vs. Rams (L)	48-32-312-2-1
12/10/00	Donovan McNabb at Browns (W)	36-23-390-4-0
10/1/00	Donovan McNabb vs. Falcons (W)	44-30-311-2-1
11/30/97	Bobby Hoying vs. Bengals (W)	42-26-313-4-1
11/24/96	Ty Detmer at Cardinals (L)	38-21-322-0-1
11/10/96	Ty Detmer vs. Bills (L)	44-26-315-2-1
10/27/96	Ty Detmer vs. Panthers (W)	38-23-342-1-1
12/24/94	Bubby Brister at Bengals (L)	37-26-325-1-0
12/4/94	R. Cunningham vs. Cowboys (L)	46-29-327-2-1
10/24/94	R. Cunningham vs. Oilers (W)	24-13-310-2-1
9/12/94	R. Cunningham vs. Bears (W)	36-24-311-3-0
9/4/94	R. Cunningham at Giants (L)	39-20-344-2-0
1/3/94	Bubby Brister at 49ers (W) OT	43-26-350-3-1
9/19/93	R. Cunningham vs. Redskins (W)	39-25-360-3-2
12/13/92	R. Cunningham at Seahawks (W) OT	44-27-365-0-1
11/10/91	Jim McMahon at Browns (W)	43-26-341-3-1
12/18/89	R. Cunningham at Saints (L)	39-19-306-2-2
10/2/89	R. Cunningham at Bears (L)	62-32-401-1-4
9/17/89	R. Cunningham at Redskins (W)	46-34-447-5-1
12/31/88	R. Cunningham at Bears (L)	54-27-407-0-3
11/6/88	R. Cunningham vs. Rams (W)	39-22-323-3-0
10/10/88	R. Cunningham vs. Giants (W)	41-31-369-3-0
11/29/87	R. Cunningham at Patriots (W) OT	31-18-314-2-1
10/11/87	Scott Tinsley at Cowboys (L)	34-24-338-3-0
12/15/85	Ron Jaworski at Chargers (L)	48-29-334-1-3
12/1/85	Ron Jaworski vs. Vikings (L)	42-23-320-2-1
11/3/85	Ron Jaworski at 49ers (L)	48-24-394-1-3
10/20/85	Ron Jaworski vs. Cowboys (W)	35-22-380-1-0
12/16/84	Joe Pisarcik at Falcons (L)	46-24-334-1-0
10/28/84	Ron Jaworski vs. Cardinals (L)	38-22-340-2-3
11/27/83	Ron Jaworski at Redskins (L)	36-19-333-3-1
9/11/83	Ron Jaworski vs. Redskins (L)	37-24-326-1-2
9/19/82	Ron Jaworski at Browns (W)	41-25-334-2-1
9/12/82	Ron Jaworski vs. Redskins (L) OT	38-27-371-2-0
10/18/81	Ron Jaworski at Vikings (L)	44-29-330-2-2
12/21/80	Ron Jaworski at Cowboys (L)	30-18-331-1-0
11/9/80	Ron Jaworski at Saints (W)	32-21-323-3-0
12/16/73	Roman Gabriel at Redskins (L)	39-22-302-1-1
12/2/73	Roman Gabriel at 49ers (L)	55-28-322-2-1
10/14/73	Roman Gabriel at Cardinals (W)	45-29-379-3-0
9/19/71	Pete Liske at Bengals (L)	40-20-301-2-3
9/28/69	Norm Snead vs. Steelers (W)	30-22-335-5-1
11/19/67	Norm Snead vs. Saints (W)	27-19-309-4-2
10/22/67	Norm Snead at Cardinals (L)	32-16-321-2-2
9/17/67	Norm Snead vs. Redskins (W)	27-18-301-2-0
12/5/65	Norm Snead vs. Cowboys (L)	43-20-320-0-1
11/14/65	Norm Snead vs. Redskins (W)	28-21-311-0-1
11/7/65	Norm Snead at Browns (L)	36-18-362-3-2
10/17/65	King Hill at Giants (L)	41-23-321-3-4
12/13/64	Norm Snead at Cardinals (L)	31-15-301-3-2
10/13/63	Sonny Jurgensen at Redskins (W)	29-17-315-4-2
9/15/63	Sonny Jurgensen vs. Steelers (T)	26-16-322-3-2
12/16/62	Sonny Jurgensen at Cardinals (L)	34-15-419-5-3
11/25/62	Sonny Jurgensen vs. Cowboys (W)	21-13-342-1-2

* - denotes rookie

Underline - denotes playoff game

ALL-TIME 300-YARD PASSING PERFORMANCES

Date	Player/Opponent/Result	Att-Cmp-Yd-TD-INT
10/1/61	Sonny Jurgensen vs. Cardinals (L)	36-24-399-3-2
11/16/58	Norm Van Brocklin vs. Cardinals(W)	29-19-318-2-1
10/1/55	Bobby Thomason vs. Redskins (L)	37-25-349-4-0
11/28/54	Adrian Burk vs. Redskins (W)	28-17-345-5-1
12/13/53	Bobby Thomason vs. Browns (W)	35-23-331-3-0
11/15/53	Bobby Thomason vs. Colts (W)	37-18-329-3-5
11/8/53	Bobby Thomason vs. Giants (W)	44-22-437-4-1
12/1/40	Davey O'Brien at Redskins (L)	60-33-316-1-0

* - denotes rookie
Underline - denotes playoff game

MOST 300-YARD PASSING GAMES, Career

1. Donovan McNabb 30
2. Randall Cunningham 13
3. Ron Jaworski. 12
4. Michael Vick 10
   Sonny Jurgensen 10

*includes playoff games

MOST 300-YARD PASSING GAMES, Season

1. Sam Bradford (2015). 5
   Donovan McNabb (2004). 5
   Sonny Jurgensen (1961). 5
4. Mark Sanchez (2014) 4
   Nick Foles (2014) 4
   Donovan McNabb (2006 and 2005) 4
   Randall Cunningham (1994). 4
   Ron Jaworski (1985) 4

*regular season only

CONSECUTIVE 300-YARD PASSING GAMES

1. Sam Bradford (2015). 3
   Mark Sanchez (2014) 3
   Nick Foles (2014) 3
   Michael Vick (2011-12) 3
   Donovan McNabb (2005). 3

MOST 400-YARD PASSING GAMES, Career

1. Nick Foles 3
   Michael Vick 3
   Randall Cunningham 3
   Sonny Jurgensen 3
5. Donovan McNabb 2

*includes playoff games

MOST 400-YARD PASSING GAMES, Season

1. Nick Foles (2013) 2
   Randall Cunningham (1989). 2
   Sonny Jurgensen (1961). 2

*regular season only

100-100-300 PERFORMANCES IN SAME GAME

Date	100-yd. Rusher (yards)	100-yd. Receiver (yards)	300-yd. Passer (yards)
9/23/07 vs. Det.	Brian Westbrook (110)	Kevin Curtis (221), Brian Westbrook (111)	Donovan McNabb (381)
10/22/06 at TB	Brian Westbrook (101)	Brian Westbrook (113)	Donovan McNabb (302)
10/1/00 vs. Atl.	Brian Mitchell (105)	Torrance Small (122)	Donovan McNabb (311)
12/13/92 at Sea.	Herschel Walker (111)	Fred Barnett (161)	Randall Cunningham (365)
11/29/87 at NE	Anthony Toney (123)	Mike Quick (121)	Randall Cunningham (314)
11/7/65 at Cle.	Timmy Brown (186)	Pete Retzlaff (151)	Norm Snead (362)
11/25/62 vs. Dal.	Timmy Brown (107)	Pete Retzlaff (113), Tommy McDonald (108)	Sonny Jurgensen (342)
11/15/53 vs. Bal.	Don Johnson (100)	Pete Pihos (118), Bobby Walston (110)	Bobby Thomason (329)

ALL-TIME 100-YARD RUSHING PERFORMANCES

Date	Player/Opponent/Result	Att-Yds-LG-TD
10/19/15	DeMarco Murray vs. Giants (W)	21-112-21-1
9/27/15	**Ryan Mathews at Jets (W)**	**24-108-27-0**
11/27/14	LeSean McCoy at Cowboys (W)	25-159-38t-1
11/23/14	LeSean McCoy vs. Titans (W)	21-130-53-1
11/2/14	LeSean McCoy at Texans (W)	24-117-26-0
10/12/14	LeSean McCoy vs. Giants (W)	22-149-28-0
12/29/13	LeSean McCoy at Cowboys (W)	27-131-20-0
12/22/13	LeSean McCoy vs. Bears (W)	18-133-19-2
12/22/13	Bryce Brown vs. Bears (W)	9-115-65t-1
12/8/13	LeSean McCoy vs. Lions (W)	29-217-57t-2
11/10/13	LeSean McCoy at Packers (W)	25-155-30-0
10/13/13	LeSean McCoy at Buccaneers (W)	25-116-19-0
9/19/13	LeSean McCoy vs. Chiefs (L)	20-158-41t-1
9/9/13	LeSean McCoy at Redskins (W)	31-184-34t-1
12/2/12	Bryce Brown* at Cowboys (L)	24-169-39-2
11/26/12	Bryce Brown* vs. Panthers (L) - first start	19-178-65t-2
11/5/12	LeSean McCoy at Saints (L)	19-119-34-0
9/30/12	LeSean McCoy vs. Giants (W)	23-123-34-0
9/9/12	LeSean McCoy at Browns (W)	20-110-22-0
12/18/11	LeSean McCoy vs. Jets (W)	18-102-33t-3
11/20/11	LeSean McCoy at Giants (W)	23-113-60-0
10/30/11	LeSean McCoy vs. Cowboys (W)	30-185-34-2
10/16/11	LeSean McCoy at Redskins (W)	28-126-21-1
9/25/11	LeSean McCoy vs. Giants (L)	24-128-21-1
9/11/11	LeSean McCoy at Rams (W)	15-122-49t-1
12/19/10	Michael Vick (QB) at Giants (W)	10-130-35-1
12/12/10	LeSean McCoy at Cowboys (W)	16-149-56-0
11/21/10	LeSean McCoy vs. Giants (W)	14-111-50t-1
11/15/10	Jerome Harrison at Redskins (W)	11-109-50t-1
9/19/10	LeSean McCoy at Lions (W)	16-120-46t-3
9/12/10	Michael Vick (QB) vs. Packers (L)	11-103-31-0
12/7/08	Brian Westbrook at Giants (W)	33-131-30t-1
11/27/08	Brian Westbrook vs. Cardinals (W)	22-110-17-2
10/26/08	Brian Westbrook vs. Falcons (W)	22-167-39t-2
12/23/07	Brian Westbrook at Saints (W)	17-100-21-0
12/9/07	Brian Westbrook vs. Giants (L)	20-116-21-0
11/18/07	Brian Westbrook vs. Dolphins (W)	32-148-36-0
11/11/07	Brian Westbrook at Redskins (W)	20-100-13-1
10/14/07	Brian Westbrook at Jets (W)	20-120-22-0
9/30/07	Correll Buckhalter at Giants (L)	17-103-17-0
9/23/07	Brian Westbrook vs. Lions (W)	14-110-25t-2
1/13/07	Brian Westbrook at Saints (L)	13-116-62t-2
1/7/07	Brian Westbrook vs. Giants (W)	20-141-49-1
12/25/06	Brian Westbrook at Cowboys (W)	26-122-16-0
11/26/06	Brian Westbrook at Colts (L)	20-124-21-1
11/19/06	Brian Westbrook vs. Titans (L)	22-102-27-0
11/12/06	Brian Westbrook vs. Redskins (W)	22-113-21-0
10/22/06	Brian Westbrook at Buccaneers (L)	13-101-23-0
9/24/06	Brian Westbrook at 49ers (W)	8-117-71t-2
12/11/05	Ryan Moats* vs. Giants (L) OT	11-114-40t-2
11/27/05	Brian Westbrook vs. Packers (W)	20-120-27t-1
10/3/04	Brian Westbrook at Bears (W)	22-119-29-0
9/12/04	Brian Westbrook vs. Giants (W)	17-119-50-0
1/11/04	Donovan McNabb vs. Packers (W)	11-107-41-0
12/7/03	Correll Buckhalter vs. Cowboys (W)	13-115-64t-1
10/26/03	Correll Buckhalter vs. Jets (W)	15-100-21-2
12/8/02	Duce Staley at Seahawks (W)	21-100-21t-1
11/17/02	Duce Staley vs. Cardinals (W)	31-135-13-0
10/28/02	Duce Staley vs. Giants (W)	24-126-23-0
10/28/02	Donovan McNabb vs. Giants (W)	8-107-40t-1
10/20/02	Duce Staley vs. Buccaneers (W)	24-152-57-0
10/6/02	Donovan McNabb at Jaguars (L)	12-100-26-1
11/18/01	Duce Staley at Cowboys (W)	26-102-18-0
11/11/01	Duce Staley vs. Vikings (W)	17-146-44t-1
10/7/01	Correll Buckhalter* vs. Cardinals (L)	21-134-37-0
11/26/00	Donovan McNabb at Redskins (W)	11-125-54-1
10/1/00	Brian Mitchell vs. Falcons (W)	2-105-85t-1
9/3/00	Duce Staley at Cowboys (W)	26-201-60-1
11/14/99	Duce Staley vs. Redskins (W)	28-122-20t-1
11/7/99	Duce Staley at Panthers (L)	17-140-29-1
10/17/99	Duce Staley at Bears (W)	23-101-26-0
10/10/99	Duce Staley vs. Cowboys (W)	22-110-19-0
9/12/99	Duce Staley vs. Cardinals (L)	21-111-24t-1
12/13/98	Duce Staley vs. Cardinals (L) OT	30-141-30t-1
11/8/98	Charlie Garner vs. Lions (W)	16-129-40-1
12/21/97	Charlie Garner at Redskins (L)	18-115-26-2
10/5/97	Ricky Watters vs. Redskins (W)	31-104-13-2
9/15/97	Ricky Watters at Cowboys (L)	20-106-20-0
12/1/96	Ricky Watters vs. Giants (W)	29-104-11-0
11/3/96	Ricky Watters at Cowboys (W)	24-116-17-1
10/20/96	Ricky Watters vs. Dolphins (W)	25-173-49t-1
10/13/96	Ricky Watters at Giants (W)	27-110-11-0
9/22/96	Ricky Watters at Falcons (W)	26-121-56t-2
9/15/96	Ricky Watters vs. Lions (W)	27-153-52-1
12/10/95	Ricky Watters vs. Cowboys (W)	33-112-15-1
11/26/95	Ricky Watters at Redskins (W)	25-124-25-2
10/15/95	Ricky Watters at Giants (W)	30-122-14-1
10/8/95	Ricky Watters vs. Redskins (W) OT	25-139-24-0
10/8/95	Charlie Garner vs. Redskins (W) OT	9-120-55t-3
10/9/94	Charlie Garner* vs. Redskins (W)	28-122-12-0
10/2/94	Charlie Garner* at 49ers (W)	16-111-28t-2
1/3/93	Heath Sherman at Saints (W)	21-105-16-1
12/27/92	Herschel Walker vs. Giants (W)	16-104-38-0
12/13/92	Herschel Walker at Seahawks (W) OT	23-111-18-1
12/6/92	Randall Cunningham vs. Vikings (W)	12-121-30-2
11/22/92	Heath Sherman at Giants (W)	17-109-30t-1
10/25/92	Herschel Walker vs. Cardinals (W)	20-112-36-0
9/13/92	Herschel Walker at Cardinals (W)	28-115-20-0
9/6/92	Herschel Walker vs. Saints (W)	26-112-32-0
11/12/90	Heath Sherman vs. Redskins (W)	35-124-22-0
11/4/90	Randall Cunningham vs. Patriots (W)	8-124-52t-1
11/4/90	Heath Sherman vs. Patriots (W)	24-113-17-0
9/23/90	Anthony Toney at Rams (W)	24-103-20-0
12/27/87	Keith Byars vs. Bills (W)	23-102-22-0
11/29/87	Anthony Toney at Patriots (W) OT	24-123-36-1
12/7/86	Keith Byars* vs. Cardinals (T) OT	24-127-32-0
11/16/86	Randall Cunningham vs. Lions (L)	14-110-20-0
12/22/85	Earnest Jackson at Vikings (W)	25-106-59-2
11/17/85	Earnest Jackson at Cardinals (W)	34-162-51t-1
10/13/85	Earnest Jackson vs. Cardinals (W)	27-103-13-0
12/9/84	Wilbert Montgomery vs. Patriots (W)	19-100-14-1
12/19/82	Wilbert Montgomery vs. Oilers (W)	17-147-90t-3
12/20/81	Wilbert Montgomery vs. Cardinals (W)	13-108-41-1
12/6/81	Wilbert Montgomery at Redskins (L)	27-116-13-0
11/22/81	Wilbert Montgomery vs. Giants (L)	25-102-24-0

* - denotes rookie

Underline - denotes playoff game

ALL-TIME 100-YARD RUSHING PERFORMANCES

Date	Player/Opponent/Result	Att-Yds-LG-TD
10/25/81	Wilbert Montgomery vs. Buccaneers (W)	22-119-12-1
9/17/81	Wilbert Montgomery at Bills (W)	27-125-15-0
9/13/81	Wilbert Montgomery vs. Patriots (W)	18-137-41-0
1/11/81	Wilbert Montgomery vs. Cowboys (W)	26-194-55-1
9/14/80	Wilbert Montgomery at Vikings (W)	20-169-72t-2
12/2/79	Wilbert Montgomery vs. Lions (W)	22-108-20-1
11/25/79	Leroy Harris at Packers (W)	9-137-80-0
11/18/79	Wilbert Montgomery vs. Cardinals (W)	26-118-52-0
11/12/79	Wilbert Montgomery at Cowboys (W)	25-127-37t-1
11/4/79	Wilbert Montgomery vs. Browns (L)	30-197-62t-1
10/14/79	Wilbert Montgomery at Cardinals (W)	25-117-13-1
10/7/79	Wilbert Montgomery vs. Redskins (W)	22-127-24-3
9/23/79	Wilbert Montgomery at Giants (W)	29-126-12-0
12/17/78	Wilbert Montgomery vs. Giants (W)	25-130-47-2
12/17/78	Mike Hogan vs. Giants (W)	22-100-18-0
12/3/78	Wilbert Montgomery at Vikings (L)	24-115-36-1
10/15/78	Wilbert Montgomery vs. Redskins (W)	25-125-24-1
10/1/78	Wilbert Montgomery at Colts (W)	25-144-14-1
9/24/78	Wilbert Montgomery vs. Dolphins (W)	25-111-12-0
9/17/78	Wilbert Montgomery at Saints (W)	18-104-19-0
12/18/77	Wilbert Montgomery* vs. Jets (W)	22-103-27-2
10/9/77	Herb Lusk at Giants (W)	17-117-70-2
12/12/76	Tom Sullivan vs. Seahawks (W)	23-121-26-2
12/12/76	Mike Hogan* vs. Seahawks (W)	19-104-18-0
9/27/76	Mike Hogan* vs. Redskins (L) OT	22-100-32-0
11/25/73	Tom Sullivan vs. Giants (W)	32-156-27-1
10/7/73	Tom Sullivan at Bills (L)	26-155-30-0
10/7/73	Norm Bulaich at Bills (L)	13-104-20-0
9/23/73	Tom Sullivan at Giants (T)	18-100-14-1
12/21/69	Cyril Pinder at 49ers (L)	25-128-29-1
12/7/69	Tom Woodeshick vs. Redskins (L)	20-102-21-0
11/16/69	Tom Woodeshick vs. Rams (L)	25-130-21-1
12/8/68	Tom Woodeshick vs. Saints (W)	18-122-30-1
9/22/68	Tom Woodeshick vs. Giants (L)	15-129-54-1
10/29/67	Tom Woodeshick vs. Cowboys (W)	20-101-26-1
10/8/67	Tom Woodeshick at Falcons (W)	20-129-41-1
12/18/66	Tom Woodeshick at Redskins (W)	27-105-21-2
12/4/66	Jack Concannon vs. Steelers (W)	15-129-29-1
10/23/66	Timmy Brown at Giants (W)	21-100-24-0
9/18/66	Izzy Lang vs. Falcons (W)	16-114-39-1
11/28/65	Timmy Brown at Cardinals (W)	18-180-43-1
11/7/65	Timmy Brown at Browns (L)	16-186-54-1
11/22/64	Earl Gros vs. Cardinals (L)	21-103-22-0
11/15/64	Earl Gros at Cowboys (W)	16-118-47-0
10/18/64	Ollie Matson at Giants (W)	19-100-54-2
10/11/64	Timmy Brown at Redskins (L)	14-101-36-2
10/4/64	Timmy Brown vs. Steelers (W)	16-116-33-0
10/4/64	Earl Gros vs. Steelers (W)	19-129-47-0
11/25/62	Timmy Brown vs. Cowboys (W)	17-107-22-2
10/23/60	Clarence Peaks at Browns (W)	13-102-57-0
11/1/59	Bill Barnes vs. Redskins (W)	13-163-61-1
10/25/59	Bill Barnes at Cardinals (W)	23-111-22-2
11/29/53	Don Johnson* at Giants (L)	13-121-63-1
11/15/53	Don Johnson* vs. Colts (W)	11-100-66-2
12/2/51	Frank Ziegler at Redskins (W)	20-136-28-0
11/19/50	Frank Ziegler vs. Cardinals (L)	18-113-52-0
11/12/50	Steve Van Buren at Redskins (W)	23-108-23-1
10/15/50	Toy Ledbetter* at Colts (W)	23-107-14-1
10/7/50	Frank Ziegler vs. Rams (W)	17-106-38-1
12/18/49	Steve Van Buren at Rams (W)	31-196-49-0
11/27/49	Steve Van Buren vs. Steelers (W)	27-205-41-0
11/20/49	Steve Van Buren vs. NY Bulldogs (W)	35-174-38-2
10/30/49	Steve Van Buren at Steelers (W)	17-103-31-2
10/23/49	Bosh Pritchard vs. Redskins (W)	11-128-77-1
10/3/49	Steve Van Buren at Lions (W)	33-135-12-2
11/21/48	Steve Van Buren vs. Redskins (W)	29-171-21-1
11/14/48	Steve Van Buren vs. Boston Yanks (W)	16-137-28-0
11/7/48	Steve Van Buren at Giants (W)	25-143-20-2
10/31/48	Steve Van Buren at Steelers (W)	22-109-21-1
11/2/47	Steve Van Buren at Redskins (W)	17-138-37-2
10/19/47	Steve Van Buren at Steelers (L)	21-133-45-0
10/5/47	Steve Van Buren vs. Giants (W)	16-105-28-0
11/24/46	Steve Van Buren vs. Redskins (L)	25-130-58-0
12/9/45	Steve Van Buren vs. Boston Yanks (W)	22-100-29-3
12/2/45	Steve Van Buren at Giants (L)	19-100-32-2
11/18/45	Steve Van Buren vs. Steelers (W)	19-107-24-2
11/11/45	Steve Van Buren vs. Giants (W)	19-129-28-2
11/5/44	Steve Van Buren* at Tigers (W)	12-129-70-2
11/28/43	Jack Hinkle at Redskins (W)	26-117-14-1
11/21/43	Jack Hinkle vs. Lions (W)	13-132-56-1
11/15/42	Bosh Pritchard* at Dodgers (W)	14-104-26-0
9/13/36	Swede Hanson vs. Giants (W)	15-107-NA-0
11/11/34	Swede Hanson vs. Dodgers (L)	17-118-NA-0
11/6/34	Swede Hanson vs. Reds (W)	18-190-NA-2
9/16/34	Swede Hanson at Packers (L)	13-116-NA-1

* - denotes rookie
Underline - denotes playoff game

MOST 100-YARD RUSHING GAMES, Career

1. Wilbert Montgomery 26
2. LeSean McCoy 23
3. Brian Westbrook 20
4. Steve Van Buren 19
5. Duce Staley 13

*includes playoff games

MOST 200-YARD RUSHING GAMES, Career

1t. LeSean McCoy, Duce Staley and Steve Van Buren . . 1

MOST 100-YARD RUSHING GAMES, Season

1. Wilbert Montgomery (1981) 8
2. LeSean McCoy (2013) 7
   Wilbert Montgomery (1979) 7
4. LeSean McCoy (2011) 6
   Brian Westbrook (2007) 6
   Brian Westbrook (2006) 6
   Ricky Watters (1996) 6
   Wilbert Montgomery (1978) 6

*regular season only

ALL-TIME 100-YARD RECEIVING PERFORMANCES

Date	Player/Opponent/Result	Yds (Rec, TD)
1/3/16	**Zach Ertz (TE) at Giants (W)**	**152 (9, 0)**
12/26/15	**Zach Ertz (TE) vs. Redskins (L)**	**122 (13, 0)**
12/26/15	**Jordan Matthews vs. Redskins (L)**	**104 (6, 1)**
12/20/15	**Jordan Matthews vs. Cardinals (L)**	**159 (8, 1)**
11/15/15	**Brent Celek (TE) vs. Dolphins (L)**	**134 (4, 0)**
11/8/15	**Jordan Matthews at Cowboys (W)**	**133 (9, 1)**
9/14/15	**Jordan Matthews at Falcons (L)**	**102 (10, 0)**
12/28/14	**Jordan Matthews* at Giants (W)**	**105 (8, 1)**
12/20/14	**Zach Ertz (TE) at Redskins (L)**	**115 (15, 0)**
11/27/14	Jeremy Maclin at Cowboys (W)	108 (8, 0)
11/16/14	**Jordan Matthews* at Packers (L)**	**107 (5, 1)**
11/10/14	**Jordan Matthews* vs. Panthers (W)**	**138 (7, 2)**
11/10/14	**Brent Celek (TE) vs. Panthers (W)**	**116 (5, 0)**
11/2/14	Jeremy Maclin at Texans (W)	158 (6, 2)
10/26/14	Jeremy Maclin at Cardinals (L)	187 (12, 2)
9/21/14	Jeremy Maclin vs. Redskins (W)	154 (8, 1)
9/15/14	**Darren Sproles (RB) at Colts (W)**	**152 (7, 0)**
12/15/13	DeSean Jackson at Vikings (L)	195 (10, 1)
11/10/13	Riley Cooper at Packers (W)	102 (3, 2)
11/3/13	DeSean Jackson at Raiders (W)	150 (5, 1)
11/3/13	Riley Cooper at Raiders (W)	139 (5, 3)
10/13/13	Riley Cooper at Buccaneers (W)	120 (4, 1)
10/6/13	DeSean Jackson at Giants (W)	132 (7, 1)
9/15/13	DeSean Jackson vs. Chargers (L)	193 (9, 1)
9/15/13	LeSean McCoy (RB) vs. Chargers (L)	114 (5, 0)
9/9/13	DeSean Jackson at Redskins (W)	104 (7, 1)
12/23/12	Jeremy Maclin vs. Redskins (L)	116 (8, 1)
12/9/12	Jason Avant at Buccaneers (W)	133 (7, 0)
12/9/12	Jeremy Maclin at Buccaneers (W)	104 (9, 1)
11/5/12	DeSean Jackson at Saints (L)	100 (3, 1)
10/14/12	Jeremy Maclin vs. Lions (L)	130 (6, 1)
9/16/12	**Brent Celek (TE) vs. Ravens (W)**	**157 (8, 0)**
9/16/12	DeSean Jackson vs. Ravens (W)	114 (7, 0)
1/1/12	Jeremy Maclin vs. Redskins (W)	105 (8, 0)
12/18/11	**Brent Celek (TE) vs. Jets (W)**	**156 (5, 1)**
11/27/11	Jason Avant vs. Patriots (L)	110 (8, 1)
10/16/11	Jeremy Maclin at Redskins (W)	101 (5, 0)
10/9/11	Jason Avant at Bills (L)	139 (9, 0)
10/2/11	DeSean Jackson vs. 49ers (L)	171 (6, 0)
9/18/11	Jeremy Maclin at Falcons (L)	171 (13, 2)
9/11/11	DeSean Jackson at Rams (W)	102 (6, 1)
12/12/10	DeSean Jackson at Cowboys (W)	210 (4, 1)
11/21/10	Jeremy Maclin vs. Giants (W)	120 (9, 0)
11/7/10	DeSean Jackson vs. Colts (W)	109 (7, 1)
10/17/10	Jeremy Maclin vs. Falcons (W)	159 (7, 2)
10/3/10	LeSean McCoy (RB) vs. Redskins (L)	110 (12, 0)
9/26/10	DeSean Jackson at Jaguars (W)	153 (5, 1)
9/19/10	DeSean Jackson at Lions (W)	135 (4, 1)
1/9/10	Jeremy Maclin* at Cowboys (L)	146 (7, 1)
12/27/09	**Brent Celek (TE) vs. Broncos (W)**	**121 (4, 1)**
12/20/09	DeSean Jackson vs. 49ers (W)	140 (6, 1)
12/13/09	DeSean Jackson at Giants (W)	178 (6, 1)
11/22/09	DeSean Jackson at Bears (W)	107 (8, 1)
11/15/09	Jason Avant at Chargers (L)	156 (8, 0)
10/11/09	Jeremy Maclin* vs. Buccaneers (W)	142 (6, 2)
9/27/09	DeSean Jackson vs. Chiefs (W)	149 (6, 1)
9/27/09	**Brent Celek (TE) vs. Chiefs (W)**	**104 (8, 1)**
9/20/09	**Brent Celek (TE) vs. Saints (L)**	**104 (8, 0)**
9/20/09	DeSean Jackson vs. Saints (L)	101 (4, 1)
1/18/09	Kevin Curtis at Cardinals (L)	122 (4, 0)
12/15/08	Jason Avant vs. Browns (W)	101 (5, 0)
11/2/08	**Brent Celek (TE) at Seahawks (W)**	**131 (6, 0)**
9/15/08	DeSean Jackson* at Cowboys (L)	110 (6, 0)
9/7/08	Hank Baskett vs. Rams (W)	102 (2, 1)
9/7/08	DeSean Jackson* vs. Rams (W) - first start	106 (6, 0)
9/7/08	Greg Lewis vs. Rams (W)	104 (5, 0)
12/2/07	Kevin Curtis vs. Seahawks (L)	111 (6, 1)
10/28/07	Reggie Brown at Vikings (W)	105 (8, 0)
10/14/07	Kevin Curtis at Jets (W)	121 (5, 1)
9/23/07	Kevin Curtis vs. Lions (W)	221 (11, 3)
9/23/07	Brian Westbrook (RB) vs. Lions (W)	111 (5, 1)
	Westbrook also 14-110-2TDs rushing	
1/13/07	Donté Stallworth at Saints (L)	100 (3, 1)
12/31/06	Hank Baskett* vs. Falcons (W)	177 (7, 1)
12/4/06	Donté Stallworth vs. Panthers (W)	111 (4, 1)
11/12/06	Donté Stalllworth vs. Redskins (W)	139 (6, 1)
10/22/06	Brian Westbrook (RB) at Bucs (L)	113 (7, 1)
	Westbrook also 13-101-0TDs rushing	
10/15/06	Reggie Brown at Saints (W)	121 (6, 1)
10/8/06	Hank Baskett* vs. Cowboys (W)	112 (3, 1)
9/24/06	Reggie Brown at 49ers (W)	106 (5, 0)
9/17/06	L.J. Smith (TE) vs. Giants (L) OT	111 (7, 0)
9/10/06	Donté Stallworth at Texans (W)	141 (6, 1)
10/30/05	Terrell Owens at Broncos (L)	154 (3, 1)
10/2/05	Terrell Owens at Chiefs (W)	171 (11, 1)
9/25/05	Brian Westbrook (RB) vs. Raiders (W)	140 (6, 1)
9/18/05	L.J. Smith (TE) vs. 49ers (W)	119 (9, 1)
9/18/05	Terrell Owens vs. 49ers (W)	143 (5, 2)
9/12/05	Terrell Owens at Falcons (L)	112 (7, 0)
2/6/05	Terrell Owens vs. Patriots (L)	122 (9, 0)
12/5/04	Terrell Owens vs. Packers (W)	161 (8, 1)
12/5/04	Brian Westbrook (RB) vs. Packers (W)	156 (11, 3)
11/21/04	Todd Pinkston vs. Redskins (W)	106 (5, 0)
11/15/04	Terrell Owens at Cowboys (W)	134 (6, 3)
10/31/04	Terrell Owens vs. Ravens (W)	101 (8, 1)
10/24/04	Terrell Owens at Browns (W) OT	109 (4, 2)
10/24/04	Todd Pinkston at Browns (W) OT	100 (6, 0)
10/17/04	Terrell Owens vs. Panthers (W)	123 (4, 0)
10/3/04	Terrell Owens at Bears (W)	110 (8, 1)
9/26/04	Terrell Owens at Lions (W)	107 (6, 1)
12/21/03	Todd Pinkston vs. 49ers (L) OT	121 (5, 1)
9/22/02	Antonio Freeman vs. Cowboys (W)	118 (6, 1)
9/16/02	James Thrash at Redskins (W)	107 (6, 1)
12/30/01	James Thrash vs. Giants (W)	143 (7, 1)
12/22/01	Duce Staley (RB) at 49ers (L)	103 (9, 0)
9/23/01	James Thrash at Seahawks (W)	165 (10, 2)
12/10/00	Chad Lewis (TE) at Browns (W)	100 (5, 0)
10/1/00	Torrance Small vs. Falcons (W)	122 (4, 1)
10/31/99	Torrance Small vs. Giants (L) OT	119 (4, 1)
11/30/97	Irving Fryar vs. Bengals (W)	122 (7, 0)
11/23/97	Irving Fryar vs. Steelers (W)	116 (7, 1)
11/10/97	Irving Fryar vs. 49ers (L)	138 (9, 0)
10/12/97	Irving Fryar at Jaguars (L)	124 (10, 3)
9/28/97	Irving Fryar at Vikings (L)	120 (9, 1)
9/7/97	Irving Fryar vs. Packers (W)	125 (8, 0)

* - denotes rookie
Underline - denotes playoff game

ALL-TIME 100-YARD RECEIVING PERFORMANCES

Date	Player/Opponent/Result	Yds (Rec, TD)
12/30/95	Fred Barnett vs. Lions (W)	109 (8, 1)
12/17/95	Calvin Williams vs. Cardinals (W)	105 (7, 1)
11/12/95	Fred Barnett vs. Broncos (W)	105 (7, 0)
12/24/94	Calvin Williams at Bengals (L)	122 (6, 0)
11/6/94	Fred Barnett vs. Cardinals (W)	173 (11, 2)
10/24/94	Fred Barnett vs. Oilers (W)	187 (5, 1)
10/2/94	Calvin Williams at 49ers (W)	122 (9, 0)
9/12/94	Fred Barnett vs. Bears (W)	102 (8, 0)
1/3/94	James Joseph (RB) at 49ers (W) OT	109 (6, 0)
12/19/93	Calvin Williams at Colts (W)	105 (6, 1)
12/12/93	Herschel Walker (RB) vs. Bills (L)	109 (11, 0)
11/28/93	Herschel Walker (RB) at Redskins (W)	103 (10, 0)
9/19/93	Calvin Williams vs. Redskins (W)	181 (8, 3)
1/3/93	Fred Barnett at Saints (W)	102 (4, 2)
12/13/92	Fred Barnett at Seahawks (W) OT	161 (9, 0)
9/20/92	Fred Barnett vs. Broncos (W)	102 (5, 1)
9/20/92	Calvin Williams vs. Broncos (W)	108 (5, 2)
9/13/92	Fred Barnett at Cardinals (W)	193 (8, 2)
11/17/91	Fred Barnett vs. Bengals (W)	108 (6, 0)
11/10/91	Fred Barnett at Browns (W)	146 (8, 1)
9/22/91	Roy Green vs. Steelers (W)	114 (6, 0)
9/15/91	Fred Barnett at Cowboys (W)	111 (7, 1)
9/1/91	Keith Byars (RB) at Packers (W)	111 (8, 1)
1/5/91	Keith Jackson (TE) vs. Redskins (L)	116 (5, 0)
12/16/90	Fred Barnett* vs. Packers (W)	108 (5, 0)
12/2/90	Fred Barnett* at Bills (L)	112 (2, 1)
11/25/90	Keith Byars (RB) vs. Giants (W)	128 (8, 0)
10/15/90	Fred Barnett* vs. Vikings (W)	114 (4, 1)
9/30/90	Keith Byars (RB) vs. Colts (L)	133 (12, 0)
12/18/89	Keith Byars (RB) at Saints (L)	109 (6, 0)
10/2/89	Cris Carter at Bears (L)	113 (8, 0)
9/17/89	Keith Byars (RB) at Redskins (W)	130 (8, 0)
9/17/89	Keith Jackson (TE) at Redskins (W)	126 (12, 3)
9/10/89	Mike Quick vs. Seahawks (W)	140 (6, 1)
12/31/88	Keith Byars (RB) at Bears (L)	103 (9, 0)
12/31/88	Keith Jackson* (TE) at Bears (L)	142 (7, 0)
10/10/88	Cris Carter vs. Giants (W)	162 (5, 1)
9/18/88	Mike Quick at Redskins (L)	105 (4, 1)
12/20/87	Mike Quick at Jets (W)	148 (6, 2)
11/29/87	Mike Quick at Patriots (W) OT	121 (5, 2)
10/18/87	Otis Grant at Packers (L) OT	135 (7, 0)
10/11/87	Kevin Bowman at Cowboys (L)	123 (5, 1)
12/7/86	Mike Quick vs. Cardinals (T) OT	127 (5, 0)
11/30/86	Mike Quick at Raiders (W) OT	145 (8, 3)
9/21/86	Kenny Jackson vs. Broncos (L)	127 (5, 1)
12/1/85	Mike Quick vs. Vikings (L)	127 (8, 1)
11/10/85	Mike Quick vs. Falcons (W)	145 (3, 1)
11/3/85	Mike Quick at 49ers (L)	146 (6, 1)
10/27/85	Mike Quick vs. Bills (W)	117 (8, 1)
10/20/85	Kenny Jackson vs. Cowboys (W)	134 (6, 1)
10/13/85	Herman Hunter* (RB) vs. Cardinals (W)	120 (6, 1)
10/6/85	John Spagnola (TE) at Saints (L)	124 (12, 2)
12/16/84	Mike Quick at Falcons (L)	135 (7, 1)
12/2/84	John Spagnola (TE) vs. Cowboys (L)	114 (11, 0)
11/25/84	Mike Quick at Cardinals (L)	107 (8, 1)
11/4/84	Mike Quick at Lions (T) OT	110 (5, 1)
10/28/84	Mike Quick vs. Cardinals (L)	170 (6, 1)
9/2/84	Mike Quick at Giants (L)	147 (8, 1)
12/18/83	Harold Carmichael at Cardinals (L)	102 (5, 0)
11/27/83	Melvin Hoover at Redskins (L)	128 (4,0)
11/27/83	Mike Quick at Redskins (L)	104 (5, 2)
11/6/83	Mike Quick vs. Cowboys (L)	120 (7, 1)
10/2/83	Mike Quick at Falcons (W)	122 (4, 1)
9/25/83	Mike Quick vs. Cardinals (L)	133 (6, 0)
9/18/83	Mike Quick at Broncos (W)	152 (6, 1)
9/11/83	Mike Quick vs. Redskins (L)	106 (4, 1)
9/11/83	Harold Carmichael vs. Redskins (L)	108 (9, 0)
11/28/82	Harold Carmichael at Redskins (L)	109 (6, 1)
9/19/82	Harold Carmichael at Browns (W)	100 (6, 0)
11/8/81	Harold Carmichael at Cardinals (W)	103 (5, 2)
11/1/81	Harold Carmichael vs. Cowboys (L)	151 (5, 1)
10/18/81	Harold Carmichael at Vikings (L)	109 (8, 1)
10/18/81	Wilbert Montgomery (RB) at Vikings (L)	143 (10, 1)
12/14/80	Charles Smith vs. Cardinals (W)	134 (7, 0)
11/9/80	Charles Smith at Saints (W)	137 (9, 0)
11/2/80	Charles Smith at Seahawks (W)	109 (5, 1)
9/28/80	Harold Carmichael at Cardinals (L)	108 (5, 0)
9/7/80	Harold Carmiachel vs. Broncos (W)	135 (3, 1)
12/23/79	Harold Carmichael vs. Bears (W)	111 (6, 2)
9/10/79	Harold Carmichael vs. Falcons (L)	127 (9, 0)
12/24/78	Charlie Smith at Falcons (L)	108 (7,0)
12/3/78	Harold Carmichael at Vikings (L)	115 (4, 2)
11/19/78	Harold Carmichael at Giants (W)	105 (5, 0)
10/29/78	Harold Carmichael vs. Cardinals (L)	126 (7, 1)
10/22/78	Keith Krepfle (TE) at Cowboys (L)	100 (4, 1)
10/30/77	Harold Carmichael at Redskins (L)	116 (4, 1)
11/9/75	Charles Smith vs. Cardinals (L)	102 (7, 0)
12/8/74	Charle Young (TE) at Giants (W)	103 (9, 1)
11/17/74	Charle Young (TE) vs. Cardinals (L)	101 (7, 0)
12/16/73	Harold Carmichael at Redskins (L)	111 (4, 0)
12/16/73	Charle Young* (TE) at Redskins (L)	104 (5, 1)
12/9/73	Harold Carmichael vs. Jets (W)	146 (5, 1)
12/2/73	Charle Young* (TE) at 49ers (L)	112 (6, 1)
11/18/73	Charle Young* (TE) at Cowboys (L)	113 (4, 1)
11/11/73	Harold Carmichael vs. Falcons (L)	105 (6, 1)
11/4/73	Charle Young* (TE) vs. Patriots (W)	108 (8, 2)
10/14/73	Harold Carmichael at Cardinals (W)	187 (12, 2)
9/30/73	Norm Bulaich vs. Redskins (L)	109 (6, 1)
9/23/73	Harold Carmichael at Giants (T)	103 (5, 1)
12/17/72	Harold Carmichael at Cardinals (L)	100 (5, 1)
11/26/72	Harold Jackson at Giants (L)	152 (5, 1)
10/2/72	Harold Jackson vs. Giants (L)	138 (9, 0)
9/24/72	Harold Jackson vs. Browns (L)	131 (7, 1)
9/17/72	Harold Jackson at Cowboys (L)	161 (9, 0)
12/19/71	Harold Jackson at Giants (W)	145 (7, 1)
12/12/71	Harold Jackson vs. Cardinals (W)	109 (4, 1)
11/28/71	Ben Hawkins vs. Redskins (L)	126 (7, 0)
11/21/71	Harold Jackson at Cardinals (W)	117 (8, 1)
9/19/71	Ben Hawkins at Bengals (L)	118 (7, 2)
11/1/70	Ben Hawkins at Cowboys (L)	105 (2, 1)
10/11/70	Harold Jackson at Giants (L)	194 (7, 2)
12/7/69	Ben Hawkins vs. Redskins (L)	112 (4, 0)
11/30/69	Gary Ballman at Saints (L)	119 (4, 1)
11/23/69	Harold Jackson at Cardinals (W)	127 (8, 0)
11/9/69	Harold Jackson at Redskins (T)	112 (8, 0)

* - denotes rookie

Underline - denotes playoff game

ALL-TIME 100-YARD RECEIVING PERFORMANCES

Date	Player/Opponent/Result	Yds (Rec, TD)
10/26/69	Harold Jackson vs. Saints (W)	105 (6, 0)
10/19/69	Harold Jackson at Cowboys (L)	107 (3, 1)
10/13/69	Harold Jackson at Colts (L)	138 (8, 1)
10/5/69	Gary Ballman vs. Cowboys (L)	108 (5, 0)
9/28/69	Ben Hawkins vs. Steelers (W)	145 (7, 4)
11/10/68	Fred Hill (TE) vs. Redskins (L)	114 (9, 0)
10/27/68	Ben Hawkins at Steelers (L)	108 (7, 0)
10/6/68	Ben Hawkins at Redskins (L)	105 (6, 1)
9/29/68	Ben Hawkins vs. Cowboys (L)	103 (6, 0)
12/3/67	Ben Hawkins at Redskins (T)	151 (5, 2)
10/22/67	Ben Hawkins at Cardinals (L)	197 (6, 1)
10/15/67	Ben Hawkins vs. 49ers (L)	150 (6, 1)
10/1/67	Ben Hawkins vs. Steelers (W)	187 (8, 2)
9/17/67	Gary Ballman vs. Redskins (W)	105 (4, 2)
9/17/67	Ben Hawkins vs. Redskins (W)	100 (5, 0)
9/25/66	Pete Retzlaff (TE) vs. Giants (W)	120 (5, 1)
12/5/65	Ray Poage vs. Cowboys (L)	142 (5, 1)
12/5/65	Pete Retzlaff (TE) vs. Cowboys (L)	118 (6, 0)
11/28/65	Pete Retzlaff (TE) at Cardinals (W)	148 (9, 3)
11/14/65	Pete Retzlaff (TE) vs. Redskins (W)	204 (7, 0)
11/7/65	Pete Retzlaff (TE) at Browns (L)	151 (7, 3)
10/17/65	Pete Retzlaff (TE) at Giants (L)	133 (6, 1)
9/26/65	Timmy Brown (RB) vs. Giants (L)	106 (8, 0)
9/19/65	Timmy Brown (RB) vs. Cardinals (W)	129 (7, 1)
12/13/64	Pete Retzlaff (TE) at Cardinals (L)	106 (6, 1)
11/29/64	Pete Retzlaff (TE) at Browns (L)	100 (5, 1)
11/8/64	Pete Retzlaff (TE) at Rams (L)	105 (6, 0)
10/25/64	Bill Mack at Steelers (W)	104 (3, 1)
10/4/64	Timmy Brown (RB) vs. Steelers (W)	110 (2, 2)
	Brown also 16-116-0TDs rushing	
9/20/64	Pete Retzlaff (TE) vs. 49ers (L)	121 (8, 1)
9/13/64	Pete Retzlaff (TE) vs. Giants (W)	139 (6, 1)
10/13/63	Tommy McDonald at Redskins (W)	139 (8, 2)
10/6/63	Pete Retzlaff (TE) vs. Cowboys (W)	107 (4, 0)
9/15/63	Tommy McDonald vs. Steelers (T)	179 (7, 2)
12/16/62	Tommy McDonald at Cardinals (L)	162 (4, 3)
12/16/62	Timmy Brown (RB) at Cardinals (L)	199 (5, 2)
12/9/62	Pete Retzlaff (TE) vs. Steelers (L)	122 (7, 2)
12/2/62	Pete Retzlaff (TE) at Redskins (W)	135 (8, 1)
11/25/62	Tommy McDonald vs. Cowboys (W)	108 (3, 1)
11/25/62	Pete Retzlaff (TE) vs. Cowboys (W)	113 (4, 0)
10/28/62	Timmy Brown (RB) at Vikings (L)	174 (5, 1)
10/21/62	Howard Cassady vs. Redskins (L)	133 (8, 2)
10/14/62	Tommy McDonald at Cowboys (L)	131 (7, 0)
9/30/62	Tommy McDonald vs. Browns (W)	140 (6, 1)
9/23/62	Timmy Brown (RB) vs. Giants (L)	160 (9, 1)
9/16/62	Pete Retzlaff (TE) vs. Cardinals (L)	126 (4, 0)
12/17/61	Pete Retzlaff at Lions (W)	105 (9, 1)
12/10/61	Tommy McDonald vs. Giants (L)	237 (7, 2)
11/26/61	Tommy McDonald vs. Cowboys (W)	131 (5, 3)
11/5/61	Tommy McDonald vs. Bears (W)	109 (6, 1)
10/29/61	Tommy McDonald at Redskins (W)	141 (7, 1)
10/29/61	Pete Retzlaff at Redskins (W)	125 (7, 2)
10/1/61	Tommy McDonald vs. Cardinals (L)	187 (11, 0)
10/1/61	Bobby Walston vs. Cardinals (L)	127 (2, 0)
12/18/60	Tommy McDonald at Redskins (W)	116 (2, 2)
12/18/60	Timmy Brown (RB) at Redskins (W)	128 (5, 1)
12/18/60	Pete Retzlaff at Redskins (W)	110 (5, 1)
12/11/60	Timmy Brown (RB) at Steelers (L)	112 (3, 1)
12/4/60	Pete Retzlaff at Cardinals (W)	123 (5, 1)
11/20/60	Bobby Walston at Giants (W)	119 (6, 0)
11/6/60	Tommy McDonald vs. Steelers (W)	141 (8, 3)
10/9/60	Pete Retzlaff vs. Cardinals (W)	132 (7, 2)
12/6/59	Tommy McDonald at Redskins (W)	153 (9, 3)
11/15/59	Pete Retzlaff vs. Cardinals (W)	137 (5, 1)
10/25/59	Tommy McDonald at Cardinals (W)	122 (3, 2)
10/4/59	Tommy McDonald vs. Giants (W)	133 (6, 3)
12/14/58	Tommy McDonald at Redskins (L)	148 (4, 0)
11/16/58	Bill Barnes (RB) vs. Cardinals (W)	109 (7, 0)
10/26/58	Pete Retzlaff at Packers (L)	121 (6, 0)
10/14/56	Bobby Walston at Steelers (W)	108 (4, 1)
9/30/56	Bobby Walston at Rams (L)	115 (5, 0)
12/11/55	Pete Pihos at Bears (L)	114 (11, 0)
12/4/55	Pete Pihos vs. Cardinals (W)	127 (10, 1)
11/27/55	Pete Pihos vs. Rams (L)	103 (6, 1)
11/13/55	Bill Stribling vs. Browns (W)	123 (6, 2)
11/6/55	Pete Pihos at Redskins (L)	119 (8, 1)
12/12/54	Pete Pihos vs. Giants (W)	119 (8, 1)
11/28/54	Jerry Williams (RB) vs. Redskins (W)	163 (6, 1)
11/7/54	Dom Moselle (RB) vs. Cardinals (W)	100 (7, 1)
10/23/54	Pete Pihos at Steelers (L)	111 (7, 1)
10/17/54	Pete Pihos at Redskins (W)	132 (9, 3)
10/3/54	Jerry Williams (RB) at Cardinals (W)	166 (5, 1)
10/3/54	Bobby Walston at Cardinals (W)	110 (5, 3)
11/21/53	Pete Pihos vs. Cardinals (W)	113 (7, 0)
11/15/53	Pete Pihos vs. Colts (W)	118 (7, 1)
11/15/53	Bobby Walston vs. Colts (W)	110 (7, 0)
11/8/53	Bobby Walston vs. Giants (W)	176 (8, 2)
11/8/53	Pete Pihos vs. Giants (W)	145 (7, 2)
10/25/53	Pete Pihos at Cardinals (W)	156 (8, 1)
10/10/53	Bobby Walston at Browns (L)	110 (4, 0)
12/7/52	Bud Grant vs. Dallas Texans (W)	203 (11, 2)
11/30/52	Bud Grant at Cardinals (L)	186 (8, 1)
11/23/52	Bobby Walston at Browns (W)	121 (4, 1)
10/12/52	Bud Grant vs. Steelers (W)	111 (5, 1)
9/28/52	Bud Grant at Steelers (W)	135 (4, 1)
10/21/51	Bobby Walston* at Giants (L)	118 (6, 2)
10/22/50	Jack Ferrante at Steelers (W)	118 (5, 0)
10/15/50	Jack Ferrante at Colts (W)	103 (6, 0)
10/7/50	Jack Ferrante vs. Rams (W)	101 (4, 2)
11/13/49	Clyde Scott* (RB) at Redskins (W)	127 (4, 1)
12/12/48	Jack Ferrante vs. Lions (W)	184 (7, 3)
11/28/48	Pete Pihos vs. Steelers (W)	112 (7, 1)
11/7/48	Pete Pihos at Giants (W)	128 (5, 2)
12/14/47	Pete Pihos* vs. Packers (W)	108 (4, 1)
11/11/45	Jack Ferrante vs. Giants (W)	135 (5, 2)
10/28/45	Jack Ferrante vs. Browns (W)	101 (5,1)

* - denotes rookie

Underline - denotes playoff game

ALL-TIME 100-YARD RECEIVING PERFORMANCES

Date	Player/Opponent/Result	Yds (Rec, TD)
12/5/43	Tony Bova vs. Packers (L)	106 (3, 2)
11/1/42	Fred Meyer* at Redskins (L)	119 (4, 0)
12/1/40	Don Looney* at Redskins (L)	180 (14, 0)
10/26/40	Lester McDonald vs. Brook. Dodg. (L)	102 (6, 0)
9/22/40	Don Looney* at Rams (L)	129 (8, 2)
9/15/40	Don Looney* at Packers (L)	115 (8, 1)
11/19/39	Herschel Ramsey at Bears (L)	131 (8, 1)
9/11/38	Joe Carter vs. Redskins (L)	116 (6, 2)
11/14/37	Joe Carter at Packers (L)	139 (6, 1)

* - denotes rookie
Underline - denotes playoff game

MOST 100-YARD RECEIVING GAMES, Career

1. Pete Retzlaff 23
2. Harold Carmichael 21
   Mike Quick 21
4. DeSean Jackson 20
5. Tommy McDonald 17
6. Fred Barnett 15
7. Jeremy Maclin 14
   Pete Pihos 14
9. Ben Hawkins 13
   Harold Jackson 13

*includes playoff games

MOST 150-YARD RECEIVING GAMES, Career

1. DeSean Jackson 7
2. Jeremy Maclin 5
   Tommy McDonald 5
4. Ben Hawkins 4
   Fred Barnett 4

MOST 200-YARD RECEIVING GAMES, Career

1. DeSean Jackson 1
   Kevin Curtis 1
   Pete Retzlaff 1
   Tommy McDonald 1
   Bud Grant 1

MOST 100-YARD RECEIVING GAMES, Season

1. Terrell Owens (2004) 7
2. Irving Fryar (1997) 6
   Mike Quick (1983) 6
4. (nine times) last by DeSean Jackson (2013) 5

*regular season only

CONSECUTIVE 100-YD RECEIVING GAMES

	PLAYER (YEAR)	GAMES
1.	Terrell Owens (2004)	5
	Harold Jackson (last 2 in 1971, first 3 in 1972)	5
3.	Mike Quick (1983)	4
4.	(seven times) last by Irving Fryar (1996)	3

ALL-TIME MULTI-SACK PERFORMANCES

Date	Player/Opponent/Result	Sacks
12/26/15	**Fletcher Cox vs. Redskins (L)**	**2.0**
12/6/15	**Brandon Graham at Patriots (W)**	**2.0**
12/6/15	**Connor Barwin at Patriots (W)**	**2.0**
11/26/15	**Vinny Curry at Lions (L)**	**2.0**
11/8/15	**Brandon Graham at Cobwoys (W)**	**2.0**
10/11/15	**Fletcher Cox vs. Saints (W)**	**3.0**
11/23/14	**Connor Barwin vs. Titans (W)**	**2.0**
11/23/14	Trent Cole vs. Titans (W)	2.0
11/10/14	**Brandon Graham vs. Panthers (W)**	**1.5**
11/10/14	**Connor Barwin vs. Panthers (W)**	**3.5**
10/12/14	**Vinny Curry vs. Giants (W)**	**2.0**
10/12/14	**Connor Barwin vs. Giants (W)**	**3.0**
10/5/14	**Connor Barwin vs. Rams (W)**	**2.0**
12/22/13	Trent Cole vs. Bears (W)	3.0
12/22/13	**Mychal Kendricks vs. Bears (W)**	**2.0**
12/1/13	**Brandon Graham vs. Cardinals (W)**	**2.0**
12/1/13	Trent Cole vs. Cardinals (W)	2.0
11/17/13	Trent Cole vs. Redskins (W)	2.0
12/13/12	**Brandon Graham vs. Bengals (L)**	**2.5**
12/13/12	**Fletcher Cox* vs. Bengals (L)**	**1.5**
12/2/12	**Brandon Graham at Cowboys (L)**	**1.5**
9/23/12	Jason Babin at Cardinals (L)	1.5
12/18/11	Jason Babin vs. Jets (W)	3.0
12/11/11	Jason Babin at Dolphins (W)	3.0
12/11/11	Trent Cole at Dolphins (W)	3.0
12/1/11	Jason Babin at Seahawks (L)	2.0
10/30/11	Jason Babin vs. Cowboys (W)	2.0
10/2/11	Jason Babin vs. 49ers (L)	3.0
9/18/11	Cullen Jenkins at Falcons (L)	2.0
9/11/11	Jason Babin at Rams (W)	2.0
11/28/10	Trent Cole at Bears (L)	2.0
10/17/10	Trent Cole vs. Falcons (W)	2.0
9/26/10	Trent Cole at Jaguars (W)	2.0
9/26/10	Trevor Laws at Jaguars (W)	2.0
9/12/10	Juqua Parker vs. Packers (L)	2.0
12/20/09	Trent Cole vs. 49ers (W)	2.0
12/13/09	Darren Howard at Giants (W)	2.0
10/26/09	Trent Cole at Redskins (W)	2.0
9/13/09	Darren Howard at Panthers (W)	2.0
12/28/08	Chris Clemons vs. Cowboys (W)	2.0
11/16/08	Trent Cole at Bengals (T)	2.0
11/16/08	Darren Howard at Bengals (T)	2.0
11/2/08	Darren Howard at Seahawks (W)	1.5
9/21/08	Juqua Parker vs. Steelers (W)	2.5
9/21/08	Darren Howard vs. Steelers (W)	2.0
9/21/08	Omar Gaither vs. Steelers (W)	1.5
12/9/07	Trent Cole vs. Giants (L)	2.0
10/28/07	Trent Cole at Vikings (W)	2.0
9/23/07	Trent Cole vs. Lions (W)	3.5
9/23/07	Brodrick Bunkley vs. Lions (W)	2.0
9/23/07	Juqua Parker vs. Lions (W)	2.0
9/9/07	Trent Cole at Packers (L)	1.5
1/13/07	Darwin Walker at Saints (L)	2.0
12/31/06	Matt McCoy vs. Falcons (W)	2.0
12/31/06	Juqua Parker vs. Falcons (W)	2.0
11/19/06	Trent Cole vs. Titans (L)	1.5
10/8/06	Darwin Walker vs. Cowboys (W)	3.0
10/8/06	Darren Howard vs. Cowboys (W)	2.0
9/17/06	Jevon Kearse vs. Giants (L)	2.5
9/17/06	Trent Cole vs. Giants (L)	2.0
9/17/06	Mike Patterson vs. Giants (L)	1.5
9/10/06	Trent Cole at Texans (W)	2.0
11/20/05	Jevon Kearse at Giants (L)	2.5
11/20/05	Trent Cole* at Giants (L)	2.0
11/14/05	Trent Cole* vs. Cowboys (L)	2.0
9/12/05	Brian Dawkins at Falcons (L)	1.5
9/12/05	Darwin Walker at Falcons (L)	1.5
1/23/05	Derrick Burgess vs. Falcons (W)	2.0
12/5/04	Corey Simon vs. Packers (W)	2.0
12/5/04	Darwin Walker vs. Packers (W)	2.0
11/28/04	Corey Simon at Giants (W)	2.0
11/7/04	Sam Rayburn at Steelers (L)	2.0
10/31/04	Jevon Kearse vs. Ravens (W)	2.0
9/26/04	Jevon Kearse at Lions (W)	3.0
11/16/03	Darwin Walker vs. Giants (W)	1.5
12/21/02	N.D. Kalu at Cowboys (W)	2.0
12/8/02	Brandon Whiting at Seahawks (W)	2.0
12/1/02	N.D. Kalu vs. Rams (W)	3.0
12/1/02	Hugh Douglas vs. Rams (W)	2.0
11/3/02	Hugh Douglas at Bears (W)	2.0
10/20/02	Carlos Emmons vs. Buccaneers (W)	2.0
12/9/01	Derrick Burgess at Chargers (W)	2.0
11/29/01	Corey Simon at Chiefs (W)	2.0
11/25/01	Corey Simon vs. Redskins (L)	2.0
11/18/01	Troy Vincent at Cowboys (W)	1.5
11/11/01	Hugh Douglas vs. Vikings (W)	2.5
11/4/01	Hugh Douglas vs. Cardinals (W)	2.0
9/23/01	Brandon Whiting at Seahawks (W)	2.0
12/31/00	Hugh Douglas vs. Buccaneers (W)	2.0
11/19/00	Brian Dawkins vs. Cardinals (W)	2.0
11/19/00	Jeremiah Trotter vs. Cardinals (W)	2.0
11/19/00	Corey Simon vs. Cardinals (W)	1.5
11/5/00	Brandon Whiting vs. Cowboys (W)	1.5
10/22/00	Hugh Douglas vs. Bears (W)	1.5
10/8/00	Hugh Douglas vs. Redskins (L)	2.0
9/24/00	Corey Simon at Saints (W)	2.0
9/17/00	Hugh Douglas at Packers (L)	2.5
9/3/00	Hugh Douglas at Cowboys (W)	2.0
1/2/00	Tyrone Williams vs. Rams (W)	2.0
12/19/99	Mike Mamula vs. Patriots (W)	3.0
10/31/99	Greg Jefferson vs. Giants (L)	1.5
11/22/98	Bill Johnson at Giants (L)	1.5
11/15/98	Hugh Douglas at Redskins (L)	1.5
11/8/98	Hugh Douglas vs. Lions (W)	2.5
10/18/98	Hugh Douglas at Chargers (L)	4.5
10/11/98	Hollis Thomas vs. Redskins (W)	2.0
10/11/98	Hugh Douglas vs. Redskins (W)	1.5
10/11/98	Al Wallace vs. Redskins (W)	1.5
12/14/97	Greg Jefferson at Falcons (L)	2.0
11/2/97	Hollis Thomas at Cardinals (L)	1.5
10/26/97	Rhett Hall vs. Cowboys (W)	3.5
10/26/97	William Thomas vs. Cowboys (W)	2.0
9/15/97	Bobby Taylor at Cowboys (L)	2.0
12/22/96	William Fuller vs. Cardinals (W)	3.0
12/1/96	William Fuller vs. Giants (W)	2.0

* - denotes rookie
Underline - denotes playoff game

ALL-TIME MULTI-SACK PERFORMANCES

Date	Player/Opponent/Result	Sacks
9/1/96	Mike Mamula at Redskins (W)	2.0
12/17/95	William Fuller vs. Cardinals (L)	2.0
12/10/95	William Fuller vs. Cowboys (W)	1.5
12/3/95	William Fuller at Seahawks (L)	2.0
12/3/95	Kevin Johnson at Seahawks (L)	2.0
11/19/95	Mike Mamula vs. Giants (W)	3.0
11/19/95	Andy Harmon vs. Giants (W)	2.0
10/29/95	William Fuller vs. Rams (W)	2.0
10/29/95	Andy Harmon vs. Rams (W)	2.0
10/15/95	Andy Harmon at Giants (W)	2.0
10/15/95	Kevin Johnson at Giants (W)	2.0
10/8/95	Andy Harmon vs. Redskins (W)	3.0
10/1/95	Mike Mamula at Saints (W)	2.0
12/18/94	Mike Flores vs. Giants (L)	2.0
12/4/94	William Fuller at Cowboys (L)	1.5
11/6/94	Andy Harmon vs. Cardinals (W)	2.0
10/24/94	William Thomas vs. Oilers (W)	2.0
9/18/94	Bill Romanowski vs. Packers (W)	1.5
9/12/94	William Fuller vs. Bears (W)	2.0
1/3/94	Andy Harmon vs. 49ers (W)	3.0
12/26/93	Clyde Simmons vs. Saints (W)	2.0
12/6/93	Andy Harmon at Cowboys (L)	2.5
11/28/93	Mike Flores at Redskins (W)	2.0
10/31/93	Andy Harmon vs. Cowboys (L)	2.0
9/19/93	Clyde Simmons vs. Redskins (W)	2.0
12/27/92	Clyde Simmons vs. Giants (W)	1.5
12/13/92	Clyde Simmons at Seahawks (W)	2.0
12/13/92	Reggie White at Seahawks (W)	2.0
12/6/92	Andy Harmon vs. Vikings (W)	2.5
11/29/92	Mike Pitts at 49ers (L)	2.0
11/22/92	Reggie White at Giants (W)	3.5
11/22/92	Clyde Simmons at Giants (W)	3.0
11/8/92	Clyde Simmons vs. LA Raiders (W)	1.5
11/8/92	Reggie White vs. LA Raiders (W)	1.5
10/11/92	Clyde Simmons at Chiefs (L)	2.0
10/5/92	Reggie White vs. Cowboys (W)	2.0
9/20/92	Clyde Simmons vs. Broncos (W)	1.5
9/13/92	Clyde Simmons at Phoenix Cardinals (W)	3.0
12/22/91	Reggie White vs. Redskins (W)	2.0
12/8/91	Clyde Simmons at Giants (W)	2.0
12/2/91	Seth Joyner at Oilers (W)	2.0
11/17/91	Clyde Simmons vs. Bengals (W)	2.0
11/17/91	Reggie White vs. Bengals (W)	2.0
11/4/91	Clyde Simmons vs. Giants (W)	1.5
11/4/91	Reggie White vs. Giants (W)	1.5
10/6/91	Wes Hopkins at Buccaneers (L)	2.0
9/22/91	Clyde Simmons vs. Steelers (W)	2.0
9/15/91	Clyde Simmons at Cowboys (W)	4.5
9/15/91	Jerome Brown at Cowboys (W)	2.5
9/15/91	Mike Golic at Cowboys (W)	2.0
9/1/91	Reggie White at Packers (W)	3.0
12/29/90	Seth Joyner at Phoenix Cardinals (W)	2.0
12/16/90	Clyde Simmons vs. Packers (W)	1.5
12/16/90	Reggie White vs. Packers (W)	1.5
11/18/90	Clyde Simmons at Falcons (W)	2.0
11/12/90	Reggie White vs. Redskins (W)	2.0
11/4/90	Seth Joyner vs. Patriots (W)	2.0
10/15/90	Jessie Small vs. Vikings (W)	2.0
9/30/90	Reggie White vs. Colts (L)	3.0
9/16/90	Mike Pitts vs. Phoenix Cardinals (L)	2.0
9/16/90	Reggie White vs. Phoenix Cardinals (L)	2.0
12/18/89	Jerome Brown at Saints (L)	2.0
10/29/89	Clyde Simmons at Broncos (W)	3.5
10/29/89	Reggie White at Broncos (W)	1.5
10/22/89	Seth Joyner vs. LA Raiders (W)	2.0
10/15/89	Jerome Brown at Phoenix Cardinals (W)	2.5
10/8/89	Reggie White vs. Giants (W)	2.0
9/24/89	Reggie White vs. 49ers (L)	2.5
9/24/89	Mike Pitts vs. 49ers (L)	2.0
9/24/89	Clyde Simmons vs. 49ers (L)	2.0
9/17/89	Jerome Brown at Redskins (W)	2.0
9/10/89	Clyde Simmons vs. Seahawks (W)	2.0
12/18/88	Reggie White at Cowboys (W)	2.0
12/10/88	Reggie White at Phoenix Cardinals (W)	2.0
11/27/88	Clyde Simmons vs. Phoenix Cardinals (W)	2.5
11/6/88	Reggie White vs. LA Rams (W)	2.0
10/30/88	Reggie White vs. Falcons (L)	2.0
10/10/88	Reggie White vs. Giants (W)	2.5
10/2/88	Clyde Simmons vs. Oilers (W)	2.0
9/25/88	Reggie White at Vikings (L)	4.0
12/27/87	Reggie White vs. Bills (W)	2.0
12/20/87	Reggie White at Jets (W)	2.0
12/6/87	Reggie White at Giants (L)	2.0
11/29/87	Mike Pitts at Patriots (W)	2.0
11/29/87	Reggie White at Patriots (W)	2.0
11/22/87	Reggie White vs. St. Louis Rams (L)	2.0
11/15/87	Reggie White vs. Giants (L)	3.0
11/1/87	Jerome Brown at St. Louis Rams (W)	2.0
11/1/87	Reggie White at St. Louis Rams (W)	2.0
10/25/87	Reggie White vs. Cowboys (W)	2.5
10/18/87	Fred Smalls at Packers (L)	2.5
10/18/87	Ray Phillips at Packers (L)	1.5
9/20/87	Clyde Simmons vs. Saints (W)	1.5
9/20/87	Reggie White vs. Saints (W)	1.5
12/14/86	Reggie White at Cowboys (W)	3.0
12/7/86	Reggie White vs. St. Louis Rams (T)	2.0
11/30/86	Reggie White at LA Raiders (W)	4.0
11/23/86	Ken Clarke at Seahawks (L)	2.0
11/9/86	Greg Brown vs. Giants (L)	2.0
11/2/86	Reggie White at St. Louis Rams (L)	4.0
10/5/86	Garry Cobb at Falcons (W)	4.0
9/7/86	Ken Clarke at Redskins (L)	2.0
12/22/85	Garry Cobb at Vikings (W)	2.0
12/22/85	Reggie White at Vikings (W)	2.0
12/22/85	Reggie Wilkes at Vikings (W)	2.0
12/8/85	Ray Ellis vs. Redskins (L)	2.0
11/17/85	Reggie White at St. Louis Rams (W)	3.0
11/10/85	Ken Clarke vs. Falcons (W)	2.0
11/10/85	Reggie White vs. Falcons (W)	2.0
10/13/85	Greg Brown vs. St. Louis Rams (W)	3.0
10/6/85	Greg Brown at Saints (L)	1.5
10/6/85	Ken Clarke at Saints (L)	1.5
9/29/85	Reggie White vs. Giants (L)	2.5
9/29/85	Ken Clarke vs. Giants (L)	1.5
12/16/84	Greg Brown at Falcons (L)	4.0

* - denotes rookie

Underline - denotes playoff game

ALL-TIME MULTI-SACK PERFORMANCES

Date	Player/Opponent/Result	Sacks
12/16/84	Ken Clarke at Falcons (L)	2.0
12/16/84	Byron Darby at Falcons (L)	2.0
12/9/84	Byron Darby vs. Patriots (W)	1.5
12/9/84	Dennis Harrison vs. Patriots (W)	1.5
12/2/84	Greg Brown vs. Cowboys (L)	1.5
11/25/84	Dennis Harrison at St. Louis Rams (L)	1.5
11/4/84	Ken Clarke at Lions (T)	3.0
10/21/84	Dennis Harrison vs. Giants (W)	2.0
10/21/84	Greg Brown vs. Giants (W)	1.5
10/14/84	Ken Clarke vs. Colts (W)	2.0
10/14/84	Dennis Harrison vs. Colts (W)	2.0
9/30/84	Greg Brown at Redskins (L)	2.0
12/18/83	Greg Brown at St. Louis Rams (L)	2.5
11/20/83	Greg Brown vs. Giants (L)	2.0
11/13/83	Dennis Harrison at Bears (L)	3.0
10/9/83	Dennis Harrison at Giants (W)	2.0
10/2/83	Dennis Harrison at Falcons (W)	3.0
9/25/83	Carl Hairston at St. Louis Rams (L)	2.0
9/25/83	Joel Williams at St. Louis Rams (L)	1.5
12/26/82	Greg Brown at Cowboys (W)	2.0
12/26/82	Dennis Harrison at Cowboys (W)	1.5
12/19/82	Carl Hairston vs. Oilers (W)	2.0
12/11/82	Dennis Harrison at Giants (L)	2.0
12/5/82	Dennis Harrison vs. St. Louis Rams (L)	2.0
11/28/82	Dennis Harrison at Redskins (L)	2.0

* - denotes rookie
Underline - denotes playoff game

MOST MULTI-SACK GAMES, Career

1. Reggie White 38
2. Clyde Simmons 22
3. Trent Cole 20
4. Hugh Douglas 13
5. Dennis Harrison 11

*includes playoff games

MOST MULTI-SACK GAMES, Season

1. Reggie White (1987) 9
2. Clyde Simmons (1992) 7
3. Jason Babin (2011) 6
   Reggie White (1988) 6
5. Hugh Douglas (2000) 5
   Clyde Simmons (1991) 5

*regular season only

MOST 3-SACK GAMES, Career

1. Reggie White 9
2. Clyde Simmons 4
3. Trent Cole 3
   Jason Babin 3
5. **Connor Barwin**, four other players tied with 2

*includes playoffs

MOST 3-SACK GAMES, Season

1. Jason Babin (2011) 3
   Reggie White (1986) 3
3. **Connor Barwin (2014) 2**
   Dennis Harrison (1983). 2
   Clyde Simmons (1992) 2

*regular season only

MOST CONSECUTIVE MULTI-SACK GAMES

1. Reggie White (1987) 4
2. Jason Babin (2011) 3
   William Fuller (1995) 3
   Andy Harmon (1995) 3
   Dennis Harrison (1982). 3
   Reggie White (1986) 3

MULTI-INTERCEPTION PERFORMANCES SINCE 1960

Date	Player/Opponent/Result	INTs
9/9/12	Dominique Rodgers-Cromartie at Browns (W)	2
9/9/12	Kurt Coleman at Browns (W)	2
10/16/11	Kurt Coleman at Redskins (W)	3
11/21/10	Asante Samuel vs. Giants (W)	2
11/15/10	Dimitri Patterson at Redskins (W)	2
11/7/10	Asante Samuel vs. Colts (W)	2
11/29/09	Asante Samuel vs. Redskins (W)	2
10/11/09	Asante Samuel vs. Buccaneers (W)	2
9/13/09	Sheldon Brown at Panthers (W)	2
10/8/06	Lito Sheppard vs. Cowboys (W)	2
10/2/05	Sheldon Brown at Chiefs (W)	2
10/17/04	Lito Sheppard vs. Panthers (W)	2
12/8/02	Bobby Taylor at Seahawks (W)	2
1/12/02	Damon Moore vs. Buccaneers (W)	2
12/16/01	Brian Dawkins at Redskins (W)	2
9/24/00	Troy Vincent at Saints (W)	2
12/19/99	Troy Vincent vs. Patriots (W)	2
12/14/96	Michael Zordich at Jets (W)	2
9/22/96	William Thomas at Falcons (W)	2
12/17/95	William Thomas vs. Cardinals (W)	2
10/15/95	William Thomas at Giants (W)	2
12/26/93	Eric Allen vs. Saints (W)	2
10/17/93	Mark McMillian at Giants (L)	2
1/3/93	Eric Allen at Saints (W)	2
11/8/92	Eric Allen vs. LA Raiders (W)	2
11/17/91	Wes Hopkins vs. Bengals (W)	2
9/15/91	Rich Miano at Cowboys (W)	2
12/23/90	Eric Allen vs. Cowboys (W)	2
12/18/88	Wes Hopkins at Cowboys (W)	2
11/20/88	Terry Hoage at Giants (W)	2
9/4/88	Terry Hoage at Buccaneers (W)	2
9/20/87	Elbert Foules vs. Saints (W)	2
12/21/86	Roynell Young vs. Redskins (L)	2
9/14/86	Andre Waters at Bears (L)	2
10/20/85	Wes Hopkins vs. Cowboys (W)	2
12/2/84	Wes Hopkins vs. Cowboys (L)	2
12/19/82	Roynell Young vs. Oilers (W)	2
12/20/81	Herman Edwards vs. St. Louis Rams (W)	2
9/17/81	Brenard Wilson at Bills (W)	2
1/3/81	Herman Edwards vs. Vikings (W)	2
1/3/81	Roynell Young vs. Vikings (W)	2
9/22/80	Herman Edwards vs. Giants (W)	2
11/4/79	Herman Edwards vs. Browns (L)	2
10/14/79	Randy Logan at St. Louis Rams (W)	2
12/17/78	Herman Edwards vs. Giants (W)	2
9/17/78	Deac Sanders at Saints (W)	2
12/4/77	Randy Logan at Cowboys (L)	2
11/6/77	Deac Sanders vs. Saints (W)	2
10/9/77	Deac Sanders at Giants (W)	2
12/21/75	Frank LeMaster at Redskins (W)	2
12/21/75	Artimus Parker at Redskins (W)	2
11/30/75	Bill Bergey vs. 49ers (W)	2
10/5/75	Bill Bradley vs. Redskins (W)	2
11/5/72	Bill Bradley vs. St. Louis Rams (T)	2
10/8/72	Bill Bradley at Redskins (L)	2
12/12/71	Leroy Keyes vs. St. Louis Rams (W)	2
11/21/71	Bill Bradley at St. Louis Rams (W)	2
11/7/71	Bill Bradley at Redskins (T)	2
10/31/71	Bill Bradley vs. Broncos (W)	2
9/26/71	Bill Bradley vs. Cowboys (L)	2
11/8/70	Adrian Young vs. Dolphins (W)	2
12/21/69	Joe Scarpati at 49ers (L)	2
10/13/69	Nate Ramsey at Baltimore Colts (L)	2
11/17/68	Al Nelson at Giants (L)	2
10/29/67	Ron Medved vs. Cowboys (W)	2
10/23/66	Joe Scarpati at Giants (W)	3
9/18/66	Joe Scarpati vs. Falcons (W)	2
12/12/65	Jim Nettles at Steelers (W)	3
12/12/65	Joe Scarpati at Steelers (W)	2
11/28/65	Nate Ramsey at St. Louis Rams (W)	3
11/28/65	Al Nelson at St. Louis Rams (W)	2
12/13/64	Nate Ramsey at St. Louis Rams (L)	2
12/1/63	Dave Lloyd at Steelers (T)	2
10/13/63	Don Burroughs at Redskins (W)	2
12/9/62	Ben Scotti vs. Steelers (L)	2
10/6/62	Don Burroughs at Steelers (L)	2
12/3/61	Don Burroughs at Steelers (W)	3
12/3/61	Chuck Bednarik at Steelers (W)	2
11/27/60	Don Burroughs vs. Giants (W)	2
10/16/60	Gene Johnson vs. Lions (W)	2
10/9/60	Don Burroughs vs. St. Louis Rams (W)	2
9/30/60	Chuck Weber at Cowboys (W)	3

* - denotes rookie
Underline - denotes playoff game

MOST MULTI-INT GAMES, Career

1. Bill Bradley 7
2. Don Burroughs 5
   Herman Edwards 5
4. Asante Samuel, Eric Allen 4
   Wes Hopkins, Joe Scarpati. 4
   *includes playoff games

MOST MULTI-INT GAMES, Season

1. Bill Bradley (1971) 4
2. eight times, last by Asante Samuel (2010) 2
   *regular season only

MOST 3-INT GAMES, Career

1. Kurt Coleman 1
   Don Burroughs 1
   Jim Nettles 1
   Nate Ramsey 1
   Joe Scarpati. 1
   Chuck Weber 1
   *includes playoffs

CONSECUTIVE MULTI-INT GAMES

1. Bill Bradley (1971) 2

ALL-TIME INTERCEPTION RETURNS FOR TDS

Date	Player/Opponent/Result	Yards
12/6/15	**Malcolm Jenkins at Patriots (W)**	**99**
11/8/15	**Jordan Hicks* at Cowboys (W)**	**67**
10/19/15	**Nolan Carroll vs. Giants (W)**	**17**
11/10/14	Bradley Fletcher vs. Panthers (W)	34
9/28/14	**Malcolm Jenkins at 49ers (L)**	**53**
12/22/13	Brandon Boykin vs. Bears (W)	54
11/13/11	Asante Samuel vs. Cardinals (L)	20
11/15/10	Dimitri Patterson at Redskins (W)	40
12/6/09	Sheldon Brown at Falcons (W)	83
10/26/09	Will Witherspoon at Redskins (W)	9
1/4/09	Asante Samuel at Vikings (W)	44
12/15/08	Asante Samuel vs. Browns (W)	50
10/12/08	Juqua Parker at 49ers (W)	55
12/17/06	Trent Cole at Giants (W)	19
12/10/06	Michael Lewis at Redskins (W)	84
11/12/06	Sheldon Brown vs. Redskins (W)	70
10/8/06	Lito Sheppard vs. Cowboys (W)	102
10/2/05	Sheldon Brown at Chiefs (W)	40
11/15/04	Lito Sheppard at Cowboys (W)	101
10/17/04	Lito Sheppard vs. Panthers (W)	64
10/5/03	ND Kalu vs. Redskins (W)	15
1/11/03	Bobby Taylor vs. Falcons (W)	39
12/21/02	Shawn Barber at Cowboys (W)	80
12/1/02	Bobby Taylor vs Rams (W)	23
1/12/02	Damon Moore vs. Buccaneers (W)	59
11/18/01	Jeremiah Trotter at Cowboys (W)	50
11/18/01	William Hampton at Cowboys (W)	33
11/19/00	Mike Caldwell vs. Cardinals (W)	26
9/3/00	Jeremiah Trotter at Cowboys (W)	27
1/2/00	Mike Mamula vs. Rams (W)	41
1/2/00	Al Harris vs. Rams (W)	17
11/21/99	Brandon Whiting vs. Colts (L)	22
10/24/99	Brian Dawkins at Dolphins (L)	67
10/3/99	Bobby Taylor at Giants (L)	18
12/7/97	Brian Dawkins vs. Giants (L)	64
11/3/96	Troy Vincent at Cowboys (W)	90 (lateral)
12/30/95	William Thomas vs. Lions (W)	30
12/30/95	Barry Wilburn vs. Lions (W)	24
9/10/95	William Thomas at Cardinals (W)	37
12/24/94	Mike Zordich at Bengals (L)	18
10/30/94	Greg Jackson at Redskins (W)	55
12/26/93	Eric Allen vs. Saints (W)	33
12/26/93	Eric Allen vs. Saints (W)	25
10/3/93	Eric Allen at Jets (W)	94
9/19/93	Eric Allen vs. Redskins (W)	29
1/3/93	Eric Allen at Saints (W)	18
12/6/92	Seth Joyner vs. Vikings (W)	24
11/22/92	Seth Joyner at Giants (W)	43
12/22/91	Otis Smith vs. Washington (W)	74
12/23/90	Eric Allen vs. Cowboys (W)	35
11/25/90	Byron Evans vs. Giants (W)	23
11/12/90	William Frizzell vs. Redskins (W)	30
12/3/89	Clyde Simmons at Giants (W)	60
9/10/89	Eric Everett vs. Seahawks (W)	30
10/27/85	Wes Hopkins vs. Bills (W)	24
9/29/85	Herman Edwards vs. Giants (L)	3
12/19/82	Richard Blackmore vs. Oilers (W)	20
12/17/78	Frank LeMaster vs. Giants (W)	9
10/15/78	John Sanders vs. Washington (W)	19
12/21/75	Frank LeMaster at Redskins (W)	89
12/21/75	Joe Lavender at Redskins (W)	36
9/29/74	Joe Lavender vs. Baltimore Colts (W)	37
12/9/73	John Outlaw vs. Jets (W)	45
12/19/71	Al Nelson at Giants (W)	19
10/19/69	Bill Bradley* at Cowboys (L)	56
10/13/69	Nate Ramsey at Baltimore Colts (L)	26
9/21/69	Joe Scarpati vs. Browns (L)	34
12/10/67	Joe Scarpati at Cowboys (L)	67
10/8/67	Don Hultz at Falcons (W)	16
11/20/66	Jim Nettles at 49ers (W)	34
12/12/65	Jim Nettles* at Steelers (W)	56
12/12/65	George Tarasovic at Steelers (W)	40
12/12/65	Maxie Baughan at Steelers (W)	33
12/6/64	Joe Scarpati* vs. Cowboys (W)	24
10/25/64	Irv Cross at Steelers (W)	94
11/10/63	Lee Roy Caffey* at Giants (L)	87
10/13/57	Jimmy Harris* at Browns (L)	65
10/5/57	Jerry Norton vs. Giants (L)	99
10/14/56	Eddie Bell at Steelers (W)	28
11/13/55	Bibbles Bawel vs. Browns (W)	40
10/15/55	Bibbles Bawel at Steelers (L)	42
12/12/54	Jerry Norton* vs. Giants (W)	69
11/15/53	Chuck Bednarik vs. Baltimore Colts (W)	26
12/14/52	Mike Jarmoluk at Redskins (L)	45
12/7/52	Vic Sears vs. Dallas Texans (W)	9
11/2/52	Russ Craft at Packers (L)	32
10/29/50	Joe Muha vs. Redskins (W)	19
10/22/50	Norm Willey* at Steelers (W)	41
9/24/50	Frank Reagan at Chicago Cardinals (W)	46 (lateral)
12/4/49	Joe Muha at Giants (W)	28
11/20/49	Pat McHugh vs. NY Bulldogs (W)	21
11/10/46	Gil Steinke at Giants (L)	52
12/3/44	Vic Lindskog* vs. Brooklyn Tigers (W)	65
11/26/44	Tom Miller vs. Bears (L)	35
11/19/44	Jack Hinkle at Redskins (W)	50
11/7/43	Larry Cabrelli vs. Redskins (T)	24
10/31/43	Ben Kish vs. Chicago Cardinals (W)	86
9/16/38	Jay Arnold at Pittsburgh Pirates (W)	22
10/10/37	Maurice Harper* at Redskins (W)	20
11/6/34	Swede Hanson vs. Cincinnati Reds (W)	N/A
11/26/33	Lee Woodruff vs. Cincinnati Reds (W)	55

* - denotes rookie
Underline - denotes playoff game

MOST INT-TDs, Career (includes playoffs)

1. Eric Allen 6
2. Sheldon Brown, Asante Samuel, Lito Sheppard, Bobby Taylor, Joe Scarpati 3

MOST INT-TDs, Season (regular season only)

1. Eric Allen (1993) 4
2. Lito Sheppard (2004), Seth Joyner (1992) Bibbles Bawel (1955) 2

MOST INT-TDs, Game

1. Eric Allen (12/26/93 vs. NO) 2

CONSECUTIVE GAMES WITH AN INT-TD

1. Eric Allen (1993) 2

ALL-TIME FUMBLE RECOVERIES FOR TDS

Date	Player/Opponent/Result	Yards
1/3/16	Walter Thurmond at Giants (W)	83
10/5/14	Cedric Thornton vs. Rams (W)	0
9/7/14	**Fletcher Cox vs. Jaguars (W)**	**17**
10/27/13	Najee Goode vs. Giants (L)	2
12/18/11	Juqua Parker vs. Jets (W)	47
11/7/11	Brian Rolle vs. Bears (L)	22
9/11/11	Juqua Parker at Rams (W)	56
10/10/10	Quintin Mikell at 49ers (W)	52
12/13/09	Sheldon Brown at Giants (W)	60
9/13/09	Victor Abiamiri at Panthers (W)	2
12/28/08	Joselio Hanson vs. Cowboys (W)	96
12/28/08	Chris Clemons vs. Cowboys (W)	73
9/15/08	Chris Gocong at Cowboys (L)	0
12/30/07	Kevin Curtis vs. Bills (W)	0
12/23/07	Kevin Curtis at Saints (W)	0
9/24/06	Mike Patterson at 49ers (W)	98
10/9/05	Sheldon Brown at Cowboys (L)	80
1/16/05	Freddie Mitchell vs. Vikings (W)	0
12/15/02	Carlos Emmons vs. Redskins (W)	44
12/9/01	Brian Dawkins vs. Chargers (W)	49
9/30/01	Damon Moore vs. Cowboys (W)	10
9/15/97	William Thomas at Cowboys (L)	37
12/22/96	Mike Mamula vs. Cardinals (W)	4
10/13/96	William Thomas at Giants (W)	23
9/30/96	Rhett Hall vs. Cowboys (L)	32
12/24/95	Jerome Henderson at Bears (L)	0
10/29/95	Kevin Johnson vs. St. Louis Rams (W)	37
10/15/95	Mike Zordich at Giants (W)	58
9/24/95	Greg Jackson at Raiders (L)	45
1/3/94	Byron Evans at 49ers (W)	30
9/13/92	Reggie White at Phoenix Cardinals (W)	37
11/24/91	Seth Joyner at Phoenix Cardinals (W)	34
11/24/91	Clyde Simmons at Phoenix Cardinals (W)	0
10/6/91	Seth Joyner at Buccaneers (L)	0
11/12/90	Clyde Simmons vs. Redskins (W)	18
12/3/89	Andre Waters at Giants (W)	3
11/20/88	Cris Carter at Giants (W)	0
9/20/87	Seth Joyner vs. Saints (W)	18
9/13/87	Reggie White at Redskins (L)	70
12/15/85	Dave Little at Chargers (L)	0
12/26/82	Greg Brown at Cowboys (W)	0
10/11/81	Frank LeMaster at Saints (W)	47
9/27/81	Greg Brown* vs. Redskins (W)	7
11/16/80	Jerry Robinson at Redskins (W)	59
11/19/78	Herman Edwards at Giants (W)	26
12/1/74	Will Wynn vs. Packers (W)	87
10/6/74	Bill Dunstan at Chargers (W)	46
9/23/74	Joe Lavender vs. Cowboys (W)	96
11/4/73	Will Wynn* vs. Patriots (W)	24
11/21/71	Steve Smith at St. Louis Cardinals (W)	5
11/21/71	Ben Hawkins at St. Louis Cardinals (W)	5
11/15/70	Steve Preece vs. Falcons (T)	21
12/18/66	Harold Wells at Redskins (W)	60
10/10/65	George Tarasovic at Cowboys (W)	62
11/22/64	Mike Morgan* vs. St. Louis Cardinals (L)	0
11/27/60	J.D. Smith vs. Giants (W)	0
11/20/60	Jimmy Carr at Giants (W)	38
12/13/59	Don Owens vs. Browns (L)	3
11/22/59	Jerry Huth vs. LA Rams (W)	0
10/4/59	Chuck Weber vs. Giants (W)	0
12/12/54	Norm Willey vs. Giants (W)	0
10/25/53	Tom Scott* at Chicago Cardinals (W)	0
12/7/52	Ebert Van Buren vs. Dallas Texans (W)	0
11/16/52	Pete Pihos vs. Chicago Cardinals (W)	12
11/9/52	Mike Jarmoluk vs. Redskins (W)	16
11/4/51	Gerry Cowhig at Steelers (W)	25
10/29/50	John Green vs. Redskins (W)	2
11/6/49	Russ Craft vs. LA Rams (W)	21
10/31/48	Bosh Pritchard at Steelers (W)	18
10/5/47	Joe Muha vs. Giants (W)	2
10/8/44	Jack Banta vs. Redskins (T)	0
10/31/43	Jack Hinkle vs. Chicago Cardinals (W)	0
10/24/43	Al Wukits* at Giants (L)	2
11/1/42	Rupert Pate at Redskins (L)	53
9/20/42	Vic Sears at Cleveland Rams (L)	25
9/15/40	Don Looney* at Packers (L)	44
10/15/39	Theodore Schmitt at Giants (L)	63
9/25/38	Bob Pylman* vs. Giants (W)	88
9/25/38	Joe Carter vs. Giants (W)	92
9/16/38	Jay Arnold at Pittsburgh Pirates (W)	18
10/31/37	Joe Pilconis at Pittsburgh Pirates (L)	22

* - denotes rookie
Underline - denotes playoff game

MOST FR-TDs, Career

1. Seth Joyner 3
2. 8 players, last by Juqua Parker 2

*includes playoff games

MOST FR-TDs, Season

1. Kevin Curtis (2007) 2
   Seth Joyner (1991) 2
   Juqua Parker (2011) 2

*regular season only

CONSECUTIVE GAMES WITH A FR-TD

1. Kevin Curtis (2007) 2

ALL-TIME KICK RETURNS FOR TDS

PUNT RETURNS FOR TOUCHDOWNS

Date	Player/Opponent/Result	Yards
12/2/12	Damaris Johnson* at Cowboys (L)	98
9/27/15	**Darren Sproles at Jets (W)**	**89**
11/22/92	Vai Sikahema at Giants (W)	87
9/13/09	DeSean Jackson at Panthers (W)	85
10/19/03	Brian Westbrook at Giants (W)	84
12/6/15	**Darren Sproles at Patriots (W)**	**83**
9/28/14	**Darren Sproles at 49ers (L)**	**82**
12/21/03	Brian Westbrook vs. 49ers (L)	81
10/4/59	Tommy McDonald vs. Giants (W)	81
10/25/42	Ernie Steele* at Bears (L)	80 (lateral)
12/21/47	Bosh Pritchard at Steelers (W)	79
11/25/02	Brian Mitchell at 49ers (W)	76
11/30/86	Greg Garrity at LA Raiders (W)	76
12/13/09	DeSean Jackson at Giants (W)	72
9/24/00	Brian Mitchell at Saints (W)	72
10/30/49	Clyde Scott* at Steelers (W)	70
11/23/47	Pat McHugh* at Boston Yanks (L)	69
10/5/08	DeSean Jackson* vs. Redskins (L)	68
11/6/66	Aaron Martin vs. Cowboys (W)	67
12/3/61	Timmy Brown at Steelers (W)	66
11/10/14	**Darren Sproles vs. Panthers (W)**	**65**
12/19/10	DeSean Jackson at Giants (W)	65
12/19/65	Bob Shann* vs. Lions (L)	63
10/11/59	Art Powell* vs. Steelers (W)	58
9/3/78	Wally Henry vs. LA Rams (L)	57
11/9/52	Don Stevens* vs. Redskins (W)	56
10/31/48	Bosh Pritchard at Steelers (W)	55
10/22/44	Steve Van Buren* vs. Boston Yanks (W)	55
10/6/68	Alvin Haymond at Redskins (L)	54
10/26/52	Bibbles Bawel* at Giants (W)	52
12/8/46	Steve Van Buren at Boston Yanks (W)	50
12/4/49	Frank Reagan at Giants (W)	41
11/2/47	Pete Pihos* at Redskins (W)	26
10/18/36	Stumpy Thomason at Boston Redskins (L)	15

* - denotes rookie
Underline - denotes playoff game

KICKOFF RETURNS FOR TOUCHDOWNS

Date	Player/Opponent/Result	Yards
11/23/14	**Josh Huff* vs. Titans (W)**	**107**
9/17/61	Timmy Brown vs. Browns (W)	105
10/7/50	Russ Craft vs. LA Rams (W)	103
9/21/14	Chris Polk vs. Redskins (W)	102
11/13/38	Dave Smukler at Brooklyn Dodgers (L)	100
11/23/08	Quintin Demps* at Ravens (L)	100
9/22/63	Timmy Brown vs. Cardinals (L)	100
12/2/62	Timmy Brown at Redskins (W)	99
12/11/77	Wilbert Montgomery* vs. Giants (W)	99
9/22/68	Alvin Haymond vs. Giants (L)	98
12/2/45	Steve Van Buren at Giants (L)	98
11/1/42	Bosh Pritchard* at Redskins (L)	97
9/22/96	Derrick Witherspoon at Falcons (W)	97
11/12/44	Steve Van Buren* vs. Giants (T)	97
9/24/55	Jerry Norton vs. Giants (W)	96
11/24/96	Derrick Witherspoon at Cardinals (L)	95
9/28/47	Steve Van Buren vs. Redskins (W)	95
11/4/01	Brian Mitchell at Cardinals (W)	94
12/24/94	Herschel Walker at Bengals (L)	94
11/6/66	Timmy Brown vs. Cowboys (W)	93
12/2/79	Billy Campfield vs. Lions (W)	92
11/6/66	Timmy Brown vs. Cowboys (W)	90
11/14/99	Allen Rossum vs. Redskins (W)	89
11/18/84	Andre Waters* vs. Redskins (W)	89
10/1/00	Brian Mitchell vs. Falcons (W)	89
12/17/95	Derrick Witherspoon vs. Cardinals (W)	86
11/2/97	Willie Clark at Cardinals (L)	39

* - denotes rookie

BLOCKED PUNT RETURNS FOR TOUCHDOWNS

Date	Player/Opponent/Result	Yards
12/6/15	Najee Goode at Patriots (W)	24
12/28/14	**Trey Burton* at Giants (W)**	**27**
10/5/14	**Chris Maragos vs. Rams (W)**	**10**
9/28/14	Brad Smith at 49ers (L)	0
11/22/92	Ken Rose at Giants (W)	3
9/2/84	Rich Kraynak at Giants (L)	8
10/31/71	Bill Hobbs vs. Broncos (W)	0
12/20/70	Mike Dirks vs. Steelers (W)	0
11/12/67	Jim Nettles at LA Rams (L)	0
12/18/49	Leo Skladany* at LA Rams (W)	2
11/3/46	Augie Lio vs. Giants (W)	0

* - denotes rookie
Underline - denotes playoff game

MISSED FIELD GOAL RETURNS FOR TOUCHDOWNS

Date	Player/Opponent/Result	Yards
9/26/71	Al Nelson vs. Cowboys (L)	101
12/11/66	Al Nelson vs. Browns (W)	100
9/16/62	Timmy Brown vs. St. Louis Cardinals (L)	99

BLOCKED FIELD GOAL RETURNS FOR TOUCHDOWNS

Date	Player/Opponent/Result	Yards
10/23/05	Matt Ware vs. Chargers (W)	65
11/20/88	Clyde Simmons at Giants (W)	15

BEST PERFORMANCES VS. EAGLES

SCORING

Most Touchdowns Scored

5 James Stewart, Jaguars (10/12/97 at Jax.) (all rushing)
4 Joseph Addai, Colts (11/26/06 at Ind.); Larry Brown, Redskins (12/16/73 at Was.); Ron Johnson, Giants (10/2/72 at Phi.); MacArthur Lane, Cardinals (10/18/70 at Phi.); John David Crow, Cardinals (12/16/62 at StL); Jim Taylor, Packers (11/11/62 at Phi.); Jim Brown, Browns (11/19/61 at Cle.)

Most Field Goals

5 (7 times) last by Josh Brown, Giants (10/27/13 at Phi., 5 att) and Al Del Greco, Titans (12/3/00 at Phi., 5 att)

Longest Field Goal

62 Matt Bryant, Buccaneers (10/22/06 at TB)
56 Justin Tucker, Ravens (9/16/12 at Phi.)
56 Mason Crosby, Packers (9/12/10 at Phi.)
56 Morten Andersen, Saints (12/26/93 at Phi.)
55 (2 times) last by Martin Gramatica (12/23/07 at NO)

RUSHING

Most Rushing Attempts

43 Butch Woolfolk, Giants (11/20/83 at Phi.)

Most Yards Rushing

237 Emmitt Smith, Cowboys (10/31/93 at Phi.) 30 att.
237 Jim Brown, Browns (11/19/61 at Cle.) 34 att.
235 Doug Martin, Buccaneers (11/22/15 vs. TB) 27 att.
223 Jim Brown, Browns (11/3/63 at Phi.) 28 att.
221 Gerald Riggs, Redskins (9/17/89 at Was.) 29 att.

Most Touchdowns Rushing

5 James Stewart, Jaguars (10/12/97 at Jax.)
4 Joseph Addai, Colts (11/26/06 at Ind.); Jim Taylor, Packers (11/11/62 at Phi.); Jim Brown, Browns (11/19/61 at Cle.)

Longest Run From Scrimmage

87t John Henry Johnson, Steelers (12/11/60 at Pit.)
85t Reggie Brooks, Redskins (9/19/93 at Phi.)
84t Herschel Walker, Cowboys (12/14/86 at Dal.)
84 Doug Martin, Buccaneers (11/22/15 vs. TB)

PASSING

Most Passes Attempted

58 Ryan Fitzpatrick, Jets (9/27/15 at NYJ)
56 Tom Brady, Patriots (12/6/15 at NE)
56 Fran Tarkenton, Vikings (12/3/78 at Min.)
54 Tom Brady, Patriots (11/25/07 at NE)
54 Dan Marino, Dolphins (12/9/90 at Mia.) (OT)

Most Passes Completed

37 Daunte Culpepper, Vikings (9/20/04 at Phi.)
36 Philip Rivers, Chargers (9/15/13 at Phi.)
35 Ryan Fitzpatrick, Jets (9/27/15 at NYJ)
34 Tom Brady, Patriots (11/25/07 at NE)
34 Tom Ramsey, Patriots (11/29/87 at NE) (OT)

Most Yards Gained Passing

446 Jon Kitna, Lions (9/23/07 at Phi.)
429 Eli Manning, Giants (9/28/14 at NYG)
428 Joe Montana, 49ers (9/24/89 at Phi.)
427 Kirk Cousins, Redskins (9/21/14 at Phi.)
419 Philip Rivers, Chargers (9/15/13 at Phi.)

Most Touchdown Passes

5 Matthew Stafford, Lions (11/26/15 at Det.); Jameis Winston, Buccaneers (11/22/15 vs. TB); Eli Manning, Giants (12/30/12 at NYG); Joe Montana, 49ers (9/24/89 at Phi.); Craig Morton, Cowboys (10/19/69 at Dal.); Don Meredith, Cowboys (10/9/66 at Dal.); Don Meredith, Cowboys (9/29/68 at Phi.); Sonny Jurgensen, Redskins (10/11/64 at Was.); Sammy Baugh, Redskins (9/28/47 at Phi.); Frank Filchock, Redskins (10/8/44 at Phi.)

Longest Pass Play

96 Bill Kilmer to Walter Roberts, Saints (11/19/67 at Phi.)
93t Neil Lomax to Ernie Jones, Cardinals (12/10/88 at Pho.)
91t Jon Kitna to Roy Williams, Lions (9/23/07 at Phi.)
90t Seneca Wallace to Koren Robinson (11/2/08 at Sea.)
90t Virgil Carter to Speedy Thomas, Bengals (9/19/71 at Cin.)

RECEIVING

Most Passes Caught

13 Wes Welker, Patriots (11/25/07 at NE)
13 Terrell Owens, 49ers (11/25/02 at SF)
12 (6 times) last by Odell Beckham Jr. (12/28/14 at NYG)

Most Yards Gained Receiving

225 Kenny Britt, Titans (10/24/10 at Ten.) 7 rec.
213 Tony Hill, Cowboys (11/12/79 at Dal.) 7 rec.
212 Hugh Taylor, Redskins (9/28/47 at Phi.) 8 rec.
204 Roy Williams, Lions (9/23/07 at Phi.) 9 rec.
193 Jessie Hester, Raiders (11/30/86 at LA) 4 rec.

Most Touchdown Passes Caught

3 (17 times) last by Calvin Johnson, Lions (11/26/15 at Det.)

INTERCEPTIONS

Most Interceptions

3 (14 times) last by Lofa Tatupu, Seahawks (12/2/07 at Phi.)

Longest Interception Return

107t Ed Reed, Ravens (11/23/08 at Bal.)
100t Mike Gaechter, Cowboys (10/14/62 at Dal.)
99t Patrick Robinson, Saints (11/5/12 at NO)
98 Brandon McDonald (12/15/08 vs. Cle.)
97t Darren Sharper, Saints (9/20/09 at Phi.)

MISCELLANEOUS

Most Punts

14 Sammy Baugh, Redskins (11/5/39 at Was.)

Longest Punt

85 Sammy Baugh, Redskins (12/1/40 at Was.)
80 Parker Hall, Cleveland Rams (12/3/39 at Phi.)

Longest Kickoff Return

105t Trindon Holliday, Broncos (9/29/13 at Den.)
104t Buddy Young, Colts (11/15/53 at Phi.)
103t George Hoey, Cardinals (11/21/71 at StL)
102t Larry Jones, Redskins (11/24/74 at Was.)
101t Wallace Francis, Bills (10/7/73 at Buf.)
101t Amos March, Cowboys (10/14/62 at Dal.)

Longest Punt Return

90t Adam Jones, Titans (11/19/06 at Phi.)
90t Jacquez Green, Redskins (9/16/02 at Was.)
88t Andre Coleman, Chargers (9/17/95 at Phi.)
88t George Grosvenor, Cardinals (11/8/36 at Chi.)
87t Ted Ginn Jr., Dolphins (11/18/07 at Phi.)
86t Johnny Roland, Cardinals (10/2/66 at Phi.)

Longest Fumble Return

93t James Sanders, Cardinals (9/23/12 at Arz.)
74t Bull Karcis, Giants (10/16/38 at NYG)
69t DeMarcus Ware, Cowboys (10/8/06 at Phi.)
65t Willie Teal, Vikings (12/1/85 at Phi.)
64 Ray Edwards, Falcons (9/18/11 at Atl.)

Longest Return With Intercepted Lateral

93t Dick Poillon, Redskins (11/21/48 at Phi.)

SINGLE-SEASON TEAM RECORDS

SCORING

Most Points Scored
474 (2014, 16 games)
442 (2013, 16 games)
439 (2010, 16 games)
429 (2009, 16 games)
416 (2008, 16 games)

Fewest Scored
51 (1936, 12 games)
60 (1935, 11 games)
77 (1933, 9 games)

Most Allowed
444 (2012, 16 games)
430 (2015, 16 games)
409 (1967, 14 games)
400 (2014, 16 games)
393 (1973, 14 games)

Fewest Allowed
85 (1934, 11 games)
131 (1944, 10 games)
133 (1945, 10 games)

TOUCHDOWNS

Most Scored
54 (2014, 16 games)
53 (2013, 16 games)
50 (1948, 12 games)
49 (3x - 2010, 16 games)

Fewest Scored
6 (1936, 12 games)

Most Allowed
52 (2012, 16 games)
52 (1967, 14 games)
50 (2015, 16 games)
48 (2014, 16 games)

Fewest Allowed
10 (1934, 11 games)
17 (1950, 12 games)
17 (1949, 12 games)
18 (1945, 10 games)

Most by Rushing
25 (1949, 12 games)
25 (1945, 10 games)
23 (2003, 16 games)

Most by Passing
34 (1990, 16 games)
34 (1961, 14 games)
33 (1954, 12 games)
32 (2013, 16 games)
32 (2004, 16 games)

KICKING

Most Field Goals Made
33 (2008, 16 games)
32 (2014, 16 games)
32 (2010, 16 games)
32 (2009, 16 games)
30 (2x - 2002, 16 games)

Most PATs Made
54 (2014, 16 games)
50 (1948, 12 games)
48 (2006, 16 games)
48 (1980, 16 games)
47 (2x - 2010, 16 games)

RUSHING

Most Attempts
632 (1949, 12 games)
587 (1978, 16 games)
581 (1950, 12 games)

Most Yards Gained
2,607 (1949, 12 games)
2,566 (2013, 16 games)
2,556 (1990, 16 games)
2,509 (1981, 16 games)
2,456 (1978, 16 games)

PASSING

Most Attempts
623 (2015, 16 games)
621 (2014, 16 games)
620 (2005, 16 games)
618 (2012, 16 games)
606 (2008, 16 games)

Most Completions
405 (2015, 16 games)
384 (2014, 16 games)
367 (2012, 16 games)
362 (2008, 16 games)
350 (2007, 16 games)

Most Yards Gained (Gross)
4,581 (2014, 16 games)
4,406 (2013, 16 games)
4,380 (2009, 16 games)
4,341 (2015, 16 games)
4,309 (2006, 16 games)

TOTAL NET YARDS

Most Gained
6,676 (2013, 16 games)
6,386 (2011, 16 games)
6,348 (2014, 16 games)
6,230 (2010, 16 games)
6,103 (2006, 16 games)

FIRST DOWNS

Most First Downs
356 (2014, 16 games)
356 (2011, 16 games)
355 (2013, 16 games)
339 (2015, 16 games)
332 (2012, 16 games)

Most by Rushing
157 (1981, 16 games)
143 (1978, 16 games)
143 (1949, 12 games)
142 (1950, 12 games)
138 (1992, 16 games)

Most by Passing
218 (2014, 16 games)
204 (2008, 16 games)
203 (1997, 16 games)
197 (2013, 16 games)
197 (2011, 16 games)

Most by Penalty
41 (2003, 16 games)
36 (2015, 16 games)
34 (1988, 16 games)
32 (1998, 16 games)
31 (2012, 16 games)

FUMBLES

Most Opponents' Fumbles Recovered
27 (1987, 15 games)
26 (1989, 16 games)
25 (1971, 14 games)
22 (1991, 16 games)
22 (2002, 16 games)
22 (1954, 12 games)

INTERCEPTIONS

Most Thrown
36 (1936, 12 games)
34 (1933, 9 games)
31 (1963, 14 games)
31 (1962, 14 games)
31 (1953, 12 games)

Most Intercepted
33 (1944, 10 games)
32 (1988, 16 games)
31 (1950, 12 games)
30 (1960, 12 games)
30 (1989, 16 games)

PENALTIES

Most Penalties
138 (1994, 16 games)
134 (2005, 16 games)
129 (2010, 16 games)
124 (2004, 16 games)
120 (1990, 16 games)

Most Yards Penalized
1,130 (2005, 16 games)
1,107 (1994, 16 games)
1,101 (2010, 16 games)
995 (2014, 16 games)
983 (2006, 16 games)

QUARTERBACK SACKS

Most Sacks Made
62 (1989, 16 games)
60 (1984, 16 games)
57 (1987, 15 games)
56 (2002, 16 games)
55 (1992, 16 games)
55 (1991, 16 games)

Most Sacks Allowed
104 (1986, 16 games)
72 (1987, 15 games)
64 (1997, 16 games)
64 (1992, 16 games)
60 (1984, 16 games)

Fewest Sacks Allowed
22 (1981, 16 games)
23 (2008, 16 games)
23 (1970, 14 games)
26 (1971, 14 games)
26 (1968, 14 games)

Best Season, win percentage
1949 Won 11, Lost 1 (.917)

Best Season, win total
2004 13 wins, 3 losses

Worst Season
1936 Won 1, Lost 11 (.083)

Longest Winning Streak
9 (10/19/03 - 12/15/03)
9 (9/30/60 - 12/4/60)

Longest Winning Streak at Home
13 (12/14/47 - 12/11/49)

Longest Losing Streak at Home
10 (10/14/12 - 10/27/13)

Longest Winning Streak on Road
9 (10/19/03 - 10/24/04)
9 (11/12/00 - 12/16/01)

Longest Losing Streak on Road
12 (12/14/97 - 10/3/99)
12 (10/15/39 - 12/1/40)

Longest Losing Streak
14 (9/20/36 - 9/21/37)

Most Consecutive Wins - Start of Season
7 in 2004

Most Consecutive Wins - End of Season
8 in 1949 (Reg. Season)

Most Consecutive Losses - Start of Season
11 in 1968

Most Consecutive Losses - End of Season
11 in 1936

Total Shutouts by Eagles
36 last vs. NYG, 10/12/14

Most Shutouts in a Season
4 in 1934 and 1948

Most Consecutive Games Scored Points
120 (11/18/62 - 10/3/71)

Most Consecutive Games Scored Touchdown
92 (10/2/77 - 10/16/83)

Largest Comeback Victory
28-24 vs. Chicago Cardinals at Metropolitan Stadium, October 25, 1959 (came back from 24-0 deficit in 3rd qtr.)
28-24 vs. Washington Redskins at Griffith Stadium, October 27, 1946 (came back from 24-0 deficit at half-time)

Largest Comeback vs. Eagles
28-23 vs. Minnesota Vikings at Veterans Stadium, December 1, 1985 (came back from 23-0 deficit in 4th qtr.)

SINGLE-GAME TEAM RECORDS

SCORING

Most Scored
64 vs. Cincinnati Reds, 11/6/34
59 at Washington Redskins, 11/15/10
56 vs. Detroit Lions, 9/23/07
56 at Chicago Cardinals, 10/25/53
56 vs. Los Angeles Rams, 10/7/50

Most Allowed
62 at Giants, 11/26/72
56 at Cowboys, 10/9/66
56 at Giants, 10/15/33

Most, Both Teams
87 Eagles 59, Redskins 28, (at Was.) 11/15/10
87 Eagles 45, Redskins 42, (at Phil.) 9/28/47
86 Eagles, 44, Bengals 42, (at Phil.) 11/30/97

Fewest, Both Teams
0 Eagles 0, Brooklyn Dodgers 0, (at Phil.), 10/1/39

Most, Both Teams — One Quarter
47 Eagles 20, Cardinals 27, (at StL), 12/13/64

Most Scored in 1st Quarter
28 at Redskins, 11/15/2010
27 at Steelers, 12/12/1965
26 vs. Cincinnati Reds, 11/6/1934
24 at Falcons, 10/8/1967

Most Allowed in 1st Quarter
28 at Broncos, 10/4/1998
28 at Cowboys, 10/19/1969
24 at Bills, 12/2/1990
21 (eight times) last at Broncos, 9/29/13

Most Scored Both Teams in 1st Quarter
35 at Saints, 12/23/2007, (E-21, NO-14)
35 at Cowboys, 10/19/1969, (E-7, C-28)
28 (four times) last at Redskins, 11/15/2010 (E-28, R-0)

Most Scored in 2nd Quarter
31 vs. Lions, 12/30/1995
28 vs. Panthers, 9/13/09
28 vs. Packers, 12/5/2004
28 at Cowboys, 11/15/2004
28 vs. Saints, 11/19/1967

Most Allowed in 2nd Quarter
28 vs. Bears, 10/4/1987
28 vs. St. Louis Cardinals, 10/18/1970
28 vs. Packers, 11/11/1962
28 at Bears, 10/17/1943

Most Total Both Teams in 2nd Quarter
47 at St. Louis Cardinals, 12/13/1964, (E-20, C-27)
42 at Cowboys, 11/15/2004, (E-28, D-14)
42 at Redskins, 11/27/1983, (E-21, W-21)
38 at St.Louis Cardinals, 12/16/1962, (E-21, C-17)

Most Scored in 1st Half
45 at Redskins, 11/15/2010
42 vs. Lions, 9/23/2007
38 vs. Lions, 12/30/1995
35 (three times) last vs. Packers, 12/5/2004

Most Allowed in 1st Half
42 at Cowboys, 10/19/1969
38 at Giants, 11/26/1972
35 (six times) last at Giants, 12/30/2012

Most Scored Both Teams 1st Half
63 vs. Lions, 9/23/2007, (E-42, D-21)
59 at Redskins, 11/15/2010, (E-45, R-14)
59 at St. Louis Cardinals, 12/16/1962, (E-28, C-31)
57 at St. Louis Cardinals, 12/13/1964, (E-27, C-30)
54 at Cowboys, 9/15/2008, (E-30, D-24)

Most Scored in 3rd Quarter
21 at Raiders 11/3/13
21 at Falcons, 9/18/11
21 vs. Redskins, 11/12/1990
21 vs. Patriots, 11/4/1973
21 at Redskins, 12/3/1967
21 vs. Chi. Cardinals (at Minneapolis), 10/25/1959
21 vs. NY Giants, 10/4/1959
21 vs. Redskins, 11/28/1954
21 vs. NY Bulldogs, 11/20/1949

Most Allowed in 3rd Quarter
28 vs. Redskins, 10/1/1955
23 at Giants, 10/21/1951

Most Scored Both Teams 3rd Quarter
42 vs. Redskins, 10/1/1955, (E-14, R-28)
35 at Redskins, 12/3/1967, (E-21, R-14)
34 at Redskins, 11/1/1942, (E-14, R-20)

Most Scored in 4th Quarter
28 at NY Giants, 12/19/2010
28 vs. Lions, 12/8/2013
26 at Saints, 1/3/1993
24 vs. Baltimore Colts, 11/15/1953
23 at 49ers, 10/12/2008

Most Allowed in 4th Quarter
28 vs. 49ers, 9/24/1989
28 vs. Vikings, 12/1/1985
28 vs. Chicago Cardinals, 12/7/1947
28 vs. Bears, 11/30/1941

Most Scored Both Teams 4th Quarter
42 vs. Chicago Cardinals, 12/7/1947, (E-14, C-28)
38 vs. 49ers, 9/24/1989, (E-10, S-28)
37 at Arizona Cardinals, 11/24/1996, (E-17, A-20)
35 (four times) last at Giants, 12/19/2010 (E-28, G-7)

Most Scored in 2nd Half
35 at NY Giants, 12/19/2010
35 at St. Louis Cardinals, 11/8/1981
34 vs. Jaguars, 9/7/2014
34 vs. Lions, 12/8/2013
32 (three times) last vs. Falcons, 10/1/2000

Most Allowed in 2nd Half
49 vs. Bears, 11/30/1941
42 vs. Chicago Cardinals, 12/7/1947
34 at Oakland Raiders, 10/17/1971
31 (seven times) last at Broncos 9/29/13

SINGLE-GAME TEAM RECORDS

Most Scored Both Teams 2nd Half
56 vs. Chicago Cardinals, 12/7/1947, (E-14, C-42)
52 at Vikings, 12/15/2013, (E-21, V-31)
52 vs. Redskins, 10/1/1955, (E-21, R-31)
50 vs. Lions, 12/30/1995, (E-20, D-30)
49 vs. Bears, 11/30/1941, (E-0, B-49)
49 vs. Redskins, 9/28/47, (E-21, R-28)

Most Decisive Victory
64 Eagles 64, Cincinnati Reds 0, 11/6/34
45 (three times) last vs. Boston Yanks (E-45, Y-0), 11/14/48

Most Decisive Loss
56 Giants 56, Eagles 0, 10/15/33
52 Giants 62, Eagles 10, 11/26/72

TOUCHDOWNS

Most Scored
10 vs. Cincinnati Reds, 11/6/34
8 at Redskins, 11/15/10
8 vs. Lions, 9/23/07
8 at Cardinals, 10/25/53
8 vs. Rams, 10/7/50

Most Allowed
8 (three times) last at Giants, 11/26/72

Most Scored by Rushing
5 at Cowboys, 10/22/61
5 vs. Redskins, 10/23/49
5 at Redskins, 10/17/48
5 vs. Boston Yanks, 12/9/45

Most Allowed by Rushing
6 Packers, 11/11/62

Most by Passing
7 at Raiders, 11/3/13
7 at Redskins, 10/17/54

Most Allowed by Passing
5 (12 times) last at Lions, 11/26/15

KICKING

Most Field Goals Made
6 at Oilers, 11/12/72
5 (five times) last vs. Titans, 11/23/14

Most Field Goals Allowed
5 (seven times) last vs. Giants, 10/27/13

TOTAL YARDS

Most Yards Gained
592 at Redskins, 11/15/10 (332 passing, 260 rushing)
583 vs. 49ers, 9/18/05 (443 passing, 140 rushing)
582 at Browns, 11/7/65 (352 passing, 230 rushing)
575 vs. Redskins, 11/21/48 (199 passing, 376 rushing)
574 vs. Colts, 11/15/81 (339 passing, 235 rushing)

Fewest Yards Gained
23 at Lions, 9/20/35
54 vs. Packers, 11/11/62

Most Yards Allowed
652 at Cowboys, 10/9/66 (440 passing, 212 rushing)

Fewest Yards Allowed
29 vs. Brooklyn Dodgers, 12/3/44

FIRST DOWNS

Most, Total
34 vs. Saints 10/11/15
34 vs. Colts, 11/15/81
33 vs. Vikings, 11/11/01
32 vs. Cardinals, 11/27/08; at Redskins, 9/17/89; at Chicago Cardinals, 10/25/53; and at Redskins, 12/2/51

Most Allowed, Total
37 vs. Packers, 11/11/62

Fewest Allowed, Total
1 at NY Bulldogs, 9/22/49; vs. Brooklyn Dodgers, 10/1/39; at Browns, 12/3/50
2 vs. Brooklyn Dodgers, 11/11/34

Most by Rushing
25 at Redskins, 12/2/51

Most Allowed by Rushing
21 vs. Packers, 11/11/62 and vs. Browns, 12/13/59

Fewest Allowed by Rushing
0 (7 times) last vs. Cardinals, 11/27/08

Most by Passing
24 at Redskins, 9/17/89
22 at Redskins, 12/20/14
22 at Chargers, 11/15/09
22 at Chiefs, 10/2/05

Most Allowed by Passing
22 vs. Chargers, 9/15/13
22 at Cardinals, 12/13/64
21 (3 times) last vs. Rams, 10/5/14

Fewest Allowed by Passing
0 (8 times) last at Browns, 12/3/50

Most by Penalty
8 at Bears, 11/3/02
8 vs. Lions, 12/2/79

Most Allowed by Penalty
6 (seven times) last at Cowboys, 11/8/15

RUSHING

Most Attempts
64 at Redskins, 12/2/51
64 at Baltimore Colts, 10/15/50
64 vs. Los Angeles Rams, 11/6/49
64 at Redskins, 11/28/43

Most Attempts Allowed
67 at Lions, 9/20/35

Most Yards Gained
376 vs. Redskins, 11/21/48

Fewest Yards Gained
-36 at Bears, 11/19/39
-23 vs. Lions, 11/17/40

Most Yards Allowed
370 at Lions, 9/20/35

Fewest Yards Allowed
-33 vs. Brooklyn Dodgers, 10/2/43
-26 at Boston Yanks, 12/8/46
10 vs. Boston Yanks, 10/22/44
13 vs. Brooklyn Tigers, 12/3/44
14 vs. Redskins, 9/28/47

SINGLE-GAME TEAM RECORDS

PASSING

Most Attempts
62 at Cardinals, 10/26/14
62 at Bears, 10/2/89
61 vs. Titans, 11/19/06
60 at Redskins, 12/1/40

Fewest Attempts
3 vs. Steelers, 12/1/46

Most Attempts Allowed
63 at 49ers, 11/25/02
58 at Jets, 9/27/15
57 at Patriots, 12/6/15
56 at Vikings, 12/3/78
55 vs. Rams, 10/7/50

Fewest Attempts Allowed
0 at Browns, 12/3/50
1 at NY Bulldogs, 9/22/49; at Cardinals, 11/8/36

Most Completions
37 vs. Redskins, 12/26/15
37 at Redskins, 12/20/14
36 at Falcons, 9/14/15
36 at Cardinals, 10/26/14

Fewest Completions
0 at Redskins, 10/18/36

Most Completions Allowed
37 vs. Vikings, 9/20/04
36 at 49ers, 11/25/02
35 at Jets, 9/27/15
34 at Patriots, 11/25/07
34 at Patriots, 11/29/87

Fewest Completions Allowed
0 at Browns, 12/3/50
0 vs. NY Bulldogs, 9/22/49
0 at Chicago Cardinals, 11/8/36
0 vs. Brooklyn Dodgers, 11/29/36
0 vs. Cincinnati Reds, 11/6/34

Most Yards Gained (gross)
486 vs. Giants, 11/8/53
464 vs. Packers, 12/5/04

Fewest Yards Gained (gross)
0 at Boston Redskins, 10/18/36

Most Yards Allowed (gross)
447 at Cowboys, 10/9/66
446 vs. Lions, 9/23/07

Fewest Yards Allowed (gross)
0 at Browns, 12/3/50, at NY Bulldogs, 9/22/49, at Cardinals, 11/8/36, and vs. Cincinnati Reds, 11/6/34

PENALTIES

Most Penalties
19 vs. Oilers, 10/2/88
16 at Seahawks, 12/13/92
16 at Giants, 12/3/89

Fewest Penalties
0 many times; last vs. Cowboys, 12/28/08

Most Penalties by Opponent
22 vs. Bears, 11/26/44

Fewest Penalties by Opponent
0 many times; last at Jets, 10/14/07

Most Yards Penalized
191 at Seahawks, 12/13/92
171 vs. Saints, 11/23/03

Fewest Yards Penalized
0 many times; last vs. Cowboys, 12/28/08

Most Yards Opponent Penalized
170 vs. Bears, 11/26/44

Fewest Yards Opponent Penalized
0 many times; last at Jets, 10/14/07

Most Penalties, Both Teams
31 Eagles 19, Houston Oilers 12 (at Phil.), 10/2/88
28 Eagles 13, St. Louis Rams 15 (at StL), 12/18/05

Fewest Penalties, Both Teams
1 Eagles 1, Brooklyn Dodgers 0 (at Phil.), 10/1/39
1 Eagles 1, Chicago Cardinals 0 (at Chi.), 11/10/35
1 Eagles 1, Brooklyn Dodgers 0 (at Phil.), 11/11/34

Most Yards Penalized, Both Teams
272 Eagles 171, Saints 101 (at Phil.), 11/23/03
262 Eagles 157, Chicago Cardinals 105 (at Chi.), 11/30/52

Fewest Yards Penalized, Both Teams
5 Eagles 5, Pittsburgh Steelers 0 (at Phil.), 10/24/65
5 Eagles 5, Brooklyn Dodgers 0 (at Phil.), 10/1/39
5 Eagles 5, Chicago Cardinals 0 (at Chi.), 11/10/35
5 Eagles 5, Brooklyn Dodgers 0 (at Phil.), 11/11/34

FUMBLES

Most Committed
10 vs. Giants, 10/9/43

Most Lost
6 at Redskins, 11/6/55
6 at Boston Yanks, 12/8/46
6 vs. Steelers, 10/7/34

Most Committed by Opponent
8 Packers (at Phil.), 12/1/74
7 (six times) last by Giants (at NY), 12/28/02

Most Fumbles Lost by Opponent
6 Giants (at NY), 11/17/68
6 NY Bulldogs (at Phil.), 11/20/49
5 (six times) last by Oilers (at Hou.), 12/2/91

INTERCEPTIONS

Most Thrown
7 vs. Cowboys, 9/26/71
7 at Boston Redskins, 11/3/35
6 (six times) last vs. Cardinals, 10/21/56

Most Intercepted
9 at Steelers, 12/12/65
8 at Cardinals, 9/24/50
7 at Redskins, 12/21/75

TOTAL TURNOVERS

Most Committed
9 at Bears, 10/12/47

Most Forced by Defense
12 at Steelers, 12/12/65 (9 INTs, 3 fumble rec.)
12 at Cardinals, 9/24/50 (8 INTs, 4 fumble rec.)

SINGLE-GAME TEAM RECORDS

PUNTS

Most Punts
15 at Giants, 12/6/87
12 vs. Giants, 12/12/54. at Packers, 11/2/52. vs. Redskins, 10/4/42

Fewest Punts
0 (four times) last vs. Colts, 11/15/81

PUNT RETURNS

Most Punt Returns
12 at Browns, 12/3/50

Most Punt Returns by Opponent
9 (five times) last at Cardinals, 12/24/05

Most Yards Punt Returns
148 at Boston Yanks, 12/8/46

Most Yards Punt Returns Allowed
147 vs. Cardinals, 10/2/66

KICKOFF RETURNS

Most Kickoff Returns
9 at Giants, 11/26/72
9 at Giants, 11/10/46

Most Kickoff Returns Allowed
9 (six times) last vs. Cardinals, 11/27/08

Most Yards Kickoff Returns
261 vs. Cowboys, 11/6/66
253 at Cardinals, 11/24/96
235 vs. Cardinals, 9/19/65

Most Yards Kickoff Returns by Opponent
256 at Browns, 11/7/65

SACKS

Most Sacks Made
11 at Cowboys, 9/15/91
10 vs. Lions, 9/23/07
9 vs. Panthers, 11/10/14
9 at Dolphins, 12/11/11
9 vs. Steelers, 9/21/08
9 at Falcons, 12/16/84

Most Sacks Allowed
12 at Giants, 9/30/07
11 vs. Bears, 10/4/87
11 at Raiders, 11/30/86
11 vs. Lions, 11/16/86
11 at Cardinals, 12/18/83

ALL-TIME TEAM HIGHS AND LOWS

EAGLES HIGHS			CATEGORY	EAGLES LOWS		
64	vs. Cin.	11/6/34	POINTS	0	last at Dal.	1/3/10
10	vs. Cin.	11/6/34	TOUCHDOWNS	0	last vs. Dal.	10/20/13
5	(4x) last at Dal.	10/22/61	RUSHING TDS	0	last vs Arz.	12/20/15
7	(2x) last at Oak.	11/3/13	PASSING TDS	0	last at Car.	10/25/15
7	(2x) last at Hou.	11/12/72	FIELD GOALS ATTEMPTED	0	last at NYG	1/3/16
6	at Hou.	11/12/72	FIELD GOALS MADE	0	last at NYG	1/3/16
34	(2x) last vs. NO	10/11/15	TOTAL FIRST DOWNS	2	(5x) last vs. Was	10/24/37
25	at Was.	12/2/51	RUSHING FIRST DOWNS	0	(7x) last at Dal.	10/9/05
24	at Was.	9/17/89	PASSING FIRST DOWNS	0	(2x) last vs. NYG	10/5/57
592	at Was.	11/15/10	TOTAL NET YARDS	23	at Det.	9/20/35
64	(3x) last at Was.	12/2/51	RUSHING ATTEMPTS	9	(4x) last at Dal.	10/9/05
376	vs. Was.	11/21/48	NET YARDS RUSHING	-36	at Chi.	11/19/39
460	vs. NYG	11/8/53	NET YARDS PASSING	-13	vs. NYG	12/11/77
12	at NYG	9/30/07	QB SACKS ALLOWED	0	last vs. NO	10/11/15
486	vs. NYG	11/8/53	GROSS YARDS PASSING	0	at Boston Redskins	10/18/36
62	(2x) last at Ari.	10/26/14	PASS ATTEMPTS	3	vs. Pit.	12/1/46
37	last vs. Was.	12/26/15	PASS COMPLETIONS	0	at Bos.	10/18/36
7	(2x) last vs. Dal.	9/26/71	INTERCEPTIONS THROWN	0	last vs. Was.	12/26/15
9	at Chi.	10/12/47	TOTAL TURNOVERS	0	last at Dal.	11/8/15
10	vs. NYG	10/9/43	FUMBLES BY	0	last vs. Buf.	12/13/15
6	(3x) last at Was.	11/6/55	FUMBLES LOST	0	last vs. Buf.	12/13/15
15	at NYG	12/6/87	PUNTS	0	last vs. Bal.	11/15/81
60.0	(2x) last at Min.	10/28/62	PUNTING AVERAGE	0.0	last vs. Bal.	11/15/81
19	vs. Hou.	10/2/88	PENALTIES	0	(16x) last vs. Dal.	12/28/08
191	at Sea.	12/13/92	YARDS PENALIZED	0	(16x) last vs. Dal.	12/28/08

OPPONENTS HIGHS			CATEGORY	OPPONENTS LOWS		
62	at NYG	11/26/72	POINTS	0	last vs. NYG	10/12/14
8	(3x) last at NYG	11/26/72	TOUCHDOWNS	0	last vs. NYG	10/12/14
6	vs. GB	11/11/62	RUSHING TDS	0	last vs. Was.	12/26/15
5	(12x) last last at Det.	11/26/15	PASSING TDS	0	last at Dal.	11/27/14
7	at NO	11/30/69	FIELD GOALS ATTEMPTED	0	last at NE	12/6/15
5	(7x) last vs. NYG	10/27/13	FIELD GOALS MADE	0	last at NE	12/6/15
37	vs. GB	11/11/62	TOTAL FIRST DOWNS	1	(3x) last at Cle	12/3/50
21	(2x) last vs. GB	11/11/62	RUSHING FIRST DOWNS	0	(6x) last vs. Arz.	11/27/08
22	at StL	12/13/64	PASSING FIRST DOWNS	0	(8x) last at Cle.	12/3/50
652	at Dal.	10/9/66	TOTAL NET YARDS	29	vs. Brooklyn	12/3/44
67	at Det.	9/20/35	RUSHING ATTEMPTS	10	(2x) last vs. Arz.	11/27/08
370	at Det.	9/20/35	NET YARDS RUSHING	-33	vs. Brooklyn	10/2/43
440	at Dal.	10/9/66	NET YARDS PASSING		NA	
11	at Dal.	9/15/91	QB SACKS ALLOWED	0	last at NYG	12/28/14
447	at Dal.	10/9/66	GROSS YARDS PASSING	0	(4x) last at Cle.	12/3/50
63	at SF	11/25/02	PASS ATTEMPTS	0	at Cle.	12/3/50
37	vs. Min.	9/20/04	PASS COMPLETIONS	0	(5x) last at Cle.	12/3/50
9	at Pit.	12/12/65	INTERCEPTIONS THROWN	0	last at NYG	1/3/16
12	(2x) last at Pit.	12/12/65	TOTAL TURNOVERS	0	last vs. Was.	12/26/15
8	vs. GB	12/1/74	FUMBLES BY	0	last at NE	12/6/15
6	(2x) last at NYG	11/17/68	FUMBLES LOST	0	last vs. Was.	12/26/15
15	at Was.	11/5/39	PUNTS	0	last at Pit.	11/7/04
69.0	at Was.	12/27/03	PUNTING AVERAGE		NA	
22	vs. Chi.	11/26/44	PENALTIES	0	(11x) last at NYJ	10/14/07
170	vs. Chi.	11/26/44	YARDS PENALIZED	0	(11x) last at NYJ	10/14/07

ALL-TIME RESULTS

RECORDS VS. OTHER NFL TEAMS

Opponent	W	L	T
Arizona Cardinals (a)	55	59	5
Atlanta Falcons	17	14	1
Baltimore Ravens	2	1	1
Boston Yanks	7	2	0
Brooklyn Dodgers	6	15	1
Buffalo Bills	7	6	0
Carolina Panthers	6	4	0
Chicago Bears	12	30	1
Cincinnati Bengals	3	8	1
Cincinnati Reds	3	0	0
Cleveland Browns	16	31	1
Dallas Cowboys	50	64	0
Dallas Texans	1	0	0
Denver Broncos	7	5	0
Detroit Lions (b)	17	14	2
Green Bay Packers	16	27	0
Houston Texans	4	0	0
Indianapolis Colts (c)	9	10	0
Jacksonville Jaguars	2	3	0
Kansas City Chiefs	4	3	0
Miami Dolphins	6	8	0
Minnesota Vikings	12	13	0
New England Patriots	7	6	0
New Orleans Saints	17	13	0
New York Bulldogs	2	0	0
New York Giants	81	85	2
New York Jets	10	0	0
Oakland Raiders (d)	6	6	0
Pittsburgh Steelers	47	28	3
St. Louis Rams (e)	20	19	1
San Diego Chargers	4	7	0
San Francisco 49ers	12	19	1
Seattle Seahawks	7	7	0
Tampa Bay Buccaneers	10	8	0
Tennessee Titans (f)	7	4	0
Washington Redskins (g)	74	84	6

Note: Records include postseason games
Note: Records include games from the 1943 season when Philadelphia and Pittsburgh merged to play as the Steagles

(a)Franchise in Chicago prior to 1960 and in St. Louis from 1960-1987; changed their name from Phoenix to Arizona in 1994
(b)Franchise in Portsmouth prior to 1934 and known as the Spartans
(c)Franchise in Baltimore prior to 1984
(d)Franchise in Los Angeles from 1982 to 1994
(e)Franchise in Cleveland prior to 1946 and in Los Angeles prior to 1995
(f)Franchise in Houston prior to 1997 and known as the Oilers prior to 1999
(g)Franchise in Boston prior to 1937

ALL-TIME RECORD

Regular Season: 548-582-26 **Playoffs:** 19-21 **Overall:** 567-603-26
* includes 1943 record when Eagles and Steelers combined as the "Steagles"

HOME RECORD BY STADIUM

Venue	Record	Playoffs
Baker Bowl (1933-35)	3-11-1	0-0
Temple Stadium (1934-35)	1-1-0	0-0
Point Stadium (Johnstown, PA - 1936)	0-1-0	0-0
Laidley Field (Charleston, WV - 1938)	1-0-0	0-0
War Memorial Stadium (Charleston, WV - 1942)	0-1-0	0-0
Forbes Field (Pittsburgh, PA - 1943)	2-0-0	0-0
Municipal Stadium (1936-39, 1941, 1947, 1950, 1954)	5-14-2	0-0
Shibe Park/Connie Mack Stadium (1940-57)	57-35-6	1-0
Franklin Field (1958-70)	41-45-2	1-0
Veterans Stadium (1971-2002)	144-111-2	7-4
Lincoln Financial Field (2003-pres.)	62-49-0	4-2
TOTALS	**316-268-13**	**13-6**

* Record includes playoff games

RECORD AT CURRENT NFL STADIUMS

Venue	Record	Playoffs
University of Phoenix Stadium, Arizona	0-3	0-1
Georgia Dome, Atlanta	3-6	0-0
M&T Bank Stadium, Baltimore	0-1	0-0
Ralph Wilson Stadium, Buffalo	3-4	0-0
Bank of America Stadium, Carolina	2-2	0-0
Soldier Field, Chicago	4-8	1-1
Paul Brown Stadium, Cincinnati	0-0-1	0-0
Cleveland Browns Stadium, Cleveland	3-0	0-0
AT&T Stadium, Dallas	5-3	0-1
Sports Authority Field at Mile High, Denver	0-2	0-0
Ford Field, Detroit	2-1	0-0
Lambeau Field, Green Bay	5-9	0-0
NRG Stadium, Houston	2-0	0-0
Lucas Oil Stadium, Indianapolis	1-0	0-0
EverBank Field, Jacksonville	1-3	^0-1
Arrowhead Stadium, Kansas City	3-1	0-0
Sun Life Stadium, Miami	2-2	0-0
Mall of America Field, Minnesota	3-3	1-0
Gillette Stadium, New England	1-1	0-0
Mercedes-Benz Superdome, New Orleans	8-6	^1-2
MetLife Stadium, NY Giants and NY Jets	6-1	0-0
O.Co Coliseum, Oakland	1-3	0-0
Heinz Field, Pittsburgh	0-2	0-0
Edward Jones Dome, St. Louis	2-2	0-1
Qualcomm Stadium, San Diego	1-5	0-0
Levi's Stadium, San Francisco	0-1	0-0
CenturyLink Field, Seattle	2-1	0-0
LP Field, Tennessee	0-2	0-0
Raymond James Stadium, Tampa Bay	3-1	0-0
FedEx Field, Washington	11-8	0-0

* Record includes playoff games ^ Record includes Super Bowl appearances at stadium

ALL-TIME RESULTS

OVERTIME RESULTS

Date	Opponent	Result
Sept. 27, 1976 (MNF)	Washington	L, 17-20
Sept. 12, 1982	Washington	L, 34-37
Dec. 11, 1983	New Orleans	L, 17-20
Nov. 4, 1984	at Detroit	T, 23-23
Sept. 29, 1985	NY Giants	L, 10-16
Nov. 10, 1985	Atlanta	W, 23-17
Sept. 14, 1986	at Chicago	L, 10-13
Nov. 30, 1986	at LA Raiders	W, 33-27
Dec. 7, 1986	StL Cardinals	T, 10-10
Oct. 18, 1987	at Green Bay	L, 10-16
Nov. 29, 1987	at New England	W, 34-31
Dec. 6, 1987	at NY Giants	L, 20-23
Nov. 20, 1988	at NY Giants	W, 23-17
Dec. 9, 1990	at Miami	L, 20-23
Dec. 13, 1992	at Seattle	W, 20-17
Jan. 3, 1994 (MNF)	at San Francisco	W, 37-34
Oct. 8, 1995	Washington	W, 37-34
Oct. 19, 1997	Arizona	W, 13-10
Nov. 16, 1997	at Baltimore	T, 10-10
Dec. 13, 1998	Arizona	L, 17-20
Oct. 31, 1999	NY Giants	L, 17-23
Nov. 28, 1999	at Washington	L, 17-20
Nov. 5, 2000	Dallas	W, 16-13
Nov. 12, 2000	at Pittsburgh	W, 26-23
Sept. 9, 2001	StL Rams	L, 17-20
Dec. 28, 2002	at NY Giants	L, 7-10
Dec. 21, 2003	San Francisco	L, 28-31
Jan. 11, 2004 (NFCD)	Green Bay	W, 20-17
Oct. 24, 2004	at Clevelend	W, 34-31
Dec. 11, 2005	NY Giants	L, 23-26
Sept. 17, 2006	NY Giants	L, 24-30
Nov. 16, 2008	at Cincinnati	T, 13-13
Oct. 14, 2012	vs. Detroit	L, 23-26
Nov. 8, 2015	at Dallas	W, 33-27

OVERTIME RECORD: 13-17-4

(MNF) - Monday Night Football
(NFCD) - NFC Divisional Playoff game

THANKSGIVING DAY GAMES

Date	Opponent	Result
Nov. 23, 1939	Pittsburgh	W, 17-14
Nov. 28, 1940	Pittsburgh	W, 7-0
Nov. 28, 1968	at Detroit	W, 12-0
Nov. 23, 1989	at Dallas	W, 27-0
Nov. 27, 2008	Arizona	W, 48-20
Nov. 27, 2014	at Dallas	W, 33-10
Nov. 26, 2015	at Detroit	L, 14-45

RECORD BY HEAD COACH

Head Coach	Record	Playoffs
Lud Wray (1933-35)	9-21-1	0-0
Bert Bell (1936-40)	10-44-2	0-0
Greasy Neale (1941-50)	66-44-5	3-1
Walt Kiesling (a) (1943)	---	---
Bo McMillin (b) (1951)	2-0-0	0-0
Wayne Millner (c) (1951)	2-8-0	0-0
Jim Trimble (1952-55)	25-20-3	0-0
Hugh Devore (1956-57)	7-16-1	0-0
Buck Shaw (1958-60)	20-16-1	1-0
Nick Skorich (d) (1961-63)	15-24-3	0-0
Joe Kuharich (d) (1964-68)	28-41-1	0-0
Jerry Williams (1969-71)	7-22-2	0-0
Ed Khayat (e) (1971-72)	8-15-2	0-0
Mike McCormack (1973-75)	16-25-1	0-0
Dick Vermeil (1976-82)	57-51-0	3-4
Marion Campbell (1983-85)	17-29-1	0-0
Fred Bruney (f) (1985)	1-0-0	0-0
Buddy Ryan (1986-90)	43-38-1	0-3
Rich Kotite (1991-94)	37-29-0	1-1
Ray Rhodes (1995-98)	30-36-1	1-2
Andy Reid (1999-2012)	140-102-1	10-9
Chip Kelly (2013-15)	26-22-0	0-1
Pat Shurmur (g) (2015)	1-0	0-0

* Record includes playoff games

(a) Neale and Kiesling co-coached the Steagles in 1943 and their 5-4-1 record is reflected in Neale's totals
(b) retired due to illness after second game in 1951
(c) suceeded McMillin for last 10 games in 1951
(d) record includes one loss in Playoff Bowl
(e) suceeded Williams after first three games in 1971
(f) suceeded Campbell for last game in 1985
(g) suceeded Kelly for last game in 2015

RECORD BY OWNERSHIP

Head Coach	Record	Playoffs
Bert Bell/Lud Wray (1933-40)	19-65-3	0-0
Alexis Thompson (1941-48)	48-37-5	2-1
James P. Clark (1949-63)	89-91-8	2-0
Jerry Wolman (1964-68)	28-41-1	0-0
Leonard Tose (1969-84)	99-133-6	3-4
Norman Braman (1985-94)	87-76-1	1-4
Jeffrey Lurie (1995-present)	197-160-2	11-12

* Record includes playoff games

INTERNATIONAL GAMES

Aug. 5, 1978	vs. New Orleans	L, 7-14	Mexico City (Estadio Olimpico)
Aug. 6, 1989	vs. Cleveland	W, 17-13	London, England (Wembley Stadium)
Jul. 28, 1991	vs. Buffalo	L, 13-17	London, England (Wembley Stadium)
Aug. 1, 1993	vs. New Orleans	L, 28-16	Tokyo, Japan (Tokyo Dome)

PRIMETIME GAMES

Date	Opponent	Result	Network
Mon., Nov. 23, 1970	NY Giants	W, 23-20	ABC
Mon., Oct. 2, 1972	NY Giants	L, 12-27	ABC
Mon., Sept. 23, 1974	Dallas	W, 13-10	ABC
Mon., Nov. 3, 1975	LA Rams	L, 3-42	ABC
Mon., Sept. 27, 1976	Washington	L, 17-20 (OT)	ABC
Mon., Sept 10, 1979	Atlanta	L, 10-14	ABC
Mon., Nov. 12, 1979	at Dallas	W, 31-21	ABC
Mon., Sept. 22, 1980	NY Giants	W, 35-3	ABC
Thurs., Sept 17, 1981	at Buffalo	W, 20-14	ABC
Mon., Oct. 5, 1981	Atlanta	W, 16-13	ABC
Mon., Nov 30, 1981	at Miami	L, 10-13	ABC
Mon., Oct. 10, 1988	NY Giants	W, 24-13	ABC
Mon., Oct 2, 1989	at Chicago	L, 13-27	ABC
Mon., Dec. 18, 1989	at New Orleans	L, 20-30	ABC
Sun., Sept. 9, 1990	at NY Giants	L, 20-27	TNT
Mon., Oct. 15, 1990	Minnesota	W, 32-24	ABC
Mon., Nov. 12, 1990	Washington	W, 28-14	ABC
Sun., Dec. 9, 1990	at Miami	L, 20-23	ESPN
Mon., Sept. 30, 1991	at Washington	L, 0-23	ABC
Mon., Nov. 4, 1991	NY Giants	W, 30-7	ABC
Mon., Dec. 2, 1991	at Houston Oilers	W, 13-6	ABC
Sun., Sept. 13, 1992	at Phoenix	W, 31-14	TNT
Mon., Oct. 5, 1992	Dallas	W, 31-7	ABC
Mon., Dec. 6, 1993	at Dallas	L, 17-23	ABC
Sun., Dec. 19, 1993	at Indianapolis	W, 20-10	ESPN
Mon., Jan. 3, 1994	at San Fran.	W, 37-34 (OT)	ABC
Mon., Sept. 12, 1994	Chicago	W, 30-22	ABC
Sun., Oct. 9, 1994	Washington	W, 21-17	TNT
Mon., Oct. 24, 1994	Houston Oilers	W, 21-6	ABC
Sun., Sept. 10, 1995	at Arizona	W, 31-19	TNT
Mon., Nov. 6, 1995	at Dallas	L, 12-34	ABC
Sun., Nov. 12, 1995	Denver	W, 31-13	ESPN
Mon., Sept. 9, 1996	at Green Bay	L, 13-39	ABC
Sun., Sept. 22, 1996	at Atlanta	W, 33-18	TNT
Mon., Sept. 30, 1996	Dallas	L, 19-23	ABC
Thurs., Dec. 5, 1996	at Indianapolis	L, 10-37	ESPN
Mon., Sept. 15, 1997	at Dallas	L, 20-21	ABC
Sun., Sept. 28, 1997	at Min	L, 19-28	TNT
Mon., Nov. 10, 1997	San Francisco	L, 12-24	ABC
Sun., Sept. 20, 1998	at Arizona	L, 3-17	ESPN
Mon., Nov. 2, 1998	Dallas	L, 0-34	ABC
Thurs., Dec. 3, 1998	St. Louis Rams	W, 17-14	ESPN
Sun., Oct. 1, 2000	Atlanta	W, 38-10	ESPN
Sun., Sept. 30, 2001	Dallas	W, 40-18	ESPN
Mon., Oct. 22, 2001	at NY Giants	W, 10-9	ABC
Thurs., Nov. 29, 2001	at Kansas City	W, 23-10	ESPN
Sun., Jan. 6, 2002	at Tampa Bay	W, 17-13	ESPN
Mon., Sept. 16, 2002	at Washington	W, 37-7	ABC
Mon., Oct. 28, 2002	NY Giants	W, 17-3	ABC
Mon., Nov. 25, 2002	at San Francisco	W, 38-17	ABC
Sat., Dec. 21, 2002	at Dallas	W, 27-3	ESPN
Sat., Jan. 11, 2003	Atlanta (NFCD)	W, 20-6	FOX
Mon., Sept. 8, 2003	Tampa Bay	L, 0-17	ABC
Mon., Nov. 10, 2003	at Green Bay	W, 17-14	ABC
Mon., Dec. 15, 2003	at Miami	W, 34-27	ABC
Sat., Dec. 27, 2003	at Washington	W, 31-7	ESPN
Mon., Sept. 20, 2004	Minnesota	W, 27-16	ABC
Mon., Nov. 15, 2004	at Dallas	W, 49-21	ABC
Sun., Dec. 12, 2004	at Washington	W, 17-14	ESPN
Mon., Dec. 27, 2004	at St. Louis	L, 7-20	ABC
Mon., Sept. 12, 2005	at Atlanta	L, 10-14	ABC
Sun., Nov. 6, 2005	at Washington	L, 10-17	ESPN
Mon., Nov. 14, 2005	Dallas	L, 20-21	ABC
Mon., Dec. 5, 2005	Seattle	L, 0-42	ABC
Mon., Oct. 2, 2006	Green Bay	W, 31-9	ESPN
Sun., Nov. 26, 2006	at Indianapolis	L, 21-45	NBC
Mon., Dec. 4, 2006	Carolina	W, 27-24	ESPN
Sat., Jan. 13, 2007	at N. Orleans (NFCD)	L, 24-27	FOX
Mon., Sept. 17, 2007	Washington	L, 12-20	ESPN
Sun., Sept. 30, 2007	at NY Giants	L, 3-16	NBC
Sun., Nov. 4, 2007	Dallas	L, 17-38	NBC
Sun., Nov. 25, 2007	at New England	L, 31-28	NBC
Mon., Sept. 15, 2008	at Dallas	L, 37-41	ESPN
Sun., Sept. 28, 2008	at Chicago	L, 20-24	NBC
Sun., Nov. 9, 2008	NY Giants	L, 31-36	NBC
Thurs., Nov. 27, 2008	Arizona	W, 48-20	NFLN
Mon., Dec. 15, 2008	Cleveland	W, 30-10	ESPN
Mon., Oct.26, 2009	at Washington	W, 27-17	ESPN
Sun., Nov. 8, 2009	Dallas	L, 16-20	NBC
Sun., Nov. 22, 2009	at Chicago	W, 24-20	NBC
Sun., Dec. 13, 2009	at NY Giants	W, 45-38	NBC
Sat., Jan. 9, 2010	at Dallas (NFCW)	L, 14-34	NBC
Sun., Oct. 10, 2010	at San Francisco	W, 27-24	NBC
Mon., Nov. 15, 2010	at Washington	W, 59-28	ESPN
Sun., Nov. 21, 2010	NY Giants	W, 27-17	NBC
Thurs., Dec. 2, 2010	Houston	W, 34-24	NFLN
Sun., Dec. 12, 2010	at Dallas	W, 30-27	NBC
Tues., Dec. 28, 2010	Minnesota	L, 14-24	NBC
Sun., Sep. 18, 2011	at Atlanta	L, 31-35	NBC
Sun., Oct. 30, 2011	Dallas	W, 34-7	NBC
Mon., Nov. 7, 2011	Chicago	L, 24-30	ESPN
Sun., Nov. 20, 2011	at NY Giants	W, 17-10	NBC
Thu., Dec. 1, 2011	at Seattle	L, 14-31	NFLN
Sun., Sep. 30, 2012	NY Giants	W, 19-17	NBC
Mon., Nov. 5, 2012	at New Orleans	L, 13-28	ESPN
Mon., Nov. 26, 2012	Carolina	L, 22-30	ESPN
Sun., Dec. 2, 2012	at Dallas	L, 33-38	NBC
Thu., Dec. 13, 2012	vs. Cincinnati	L, 13-34	NFLN
Mon., Sep. 9, 2013	at Washington	W, 33-27	ESPN
Thu., Sep. 19, 2013	Kansas City	L, 16-26	NFLN
Sun., Dec. 22, 2013	Chicago	W, 54-11	NBC
Sun., Dec. 29, 2013	at Dallas	W, 24-22	NBC
Sat., Jan. 4, 2014	New Orleans (NFCW)	L, 24-26	NBC
Mon., Sep. 15, 2014	at Indianapolis	W, 30-27	ESPN
Sun., Oct. 12, 2014	NY Giants	W, 27-0	NBC
Mon., Nov. 10, 2014	Carolina	W, 45-21	ESPN
Sun., Dec. 14, 2014	Dallas	L, 27-38	NBC
Mon., Sep. 14, 2015	at Atlanta	L, 24-26	ESPN
Mon., Oct. 19, 2015	NY Giants	W, 27-7	ESPN
Sun., Oct. 25, 2015	at Carolina	L, 16-27	NBC
Sun., Nov. 8, 2015	at Dallas	W, 33-27	NBC
Sun., Dec. 20, 2015	Arizona	L, 17-40	NBC
Sat., Dec. 26, 2015	Washington	L, 24-38	NFLN

Regular Season: 60-49 , Playoffs: 1-3
(NFCD) - NFC Divisional Playoff game
(NFCW) - NFC Wild Card Playoff game

Record By Network: ABC 23-20, ESPN 19-10, TNT 4-2, FOX 1-1, NBC 12-15, NFL Network 2-4

YEAR-BY-YEAR RESULTS

2015
Record: 7-9
Chip Kelly (15), Pat Shurmur (1)

Date	W/L	Score	Opponent	Att.
S-14	L	24-26	at Atlanta	70,516
S-20	L	10-20	Dallas	69,596
S-27	W	24-17	at New York Jets	78,160
O-4	L	20-23	at Washington	74,767
O-11	W	39-17	New Orleans	69,596
O-19	W	27-7	New York Giants	69,596
O-25	L	16-27	at Carolina	74,194
N-8	W	33-27	at Dallas (OT)	91,827
N-15	L	19-20	Miami	69,596
N-22	L	17-45	Tampa Bay	69,596
N-26	L	14-45	at Detroit	64,445
D-6	W	35-28	at New England	66,829
D-13	W	23-20	Buffalo	69,596
D-20	L	17-40	Arizona	69,596
D-26	L	24-38	Washington	69,596
J-3	W	35-30	at New York Giants	78,023

2014
Record: 10-6 2nd in NFC East
Head Coach: Chip Kelly

Date	W/L	Score	Opponent	Att.
S-07	W	34-17	Jacksonville	69,596
S-15	W	30-27	at Indianapolis	64,871
S-21	W	37-34	Washington	69,596
S-28	L	21-26	at San Francisco	70,799
O-05	W	34-28	St. Louis	69,596
O-12	W	27-0	NY Giants	69,596
O-26	L	20-24	at Arizona	61,789
N-02	W	31-21	at Houston	71,780
N-10	W	45-21	Carolina	69,596
N-16	L	20-53	at Green Bay	78,270
N-23	W	43-24	Tennessee	69,596
N-27	W	33-10	at Dallas	91,379
D-07	L	14-24	Seattle	69,596
D-14	L	27-38	Dallas	69,596
D-20	L	24-27	at Washington	78,897
D-28	W	34-26	at NY Giants	79,150

2013
Record: 10-6 1st in NFC East
Head Coach: Chip Kelly

Date	W/L	Score	Opponent	Att.
S-9	W	33-27	at Washington	82,743
S-15	L	30-33	San Diego	69,144
S-19	L	16-26	Kansas City	69,144
S-29	L	20-52	at Denver	77,002
O-6	W	36-21	at NY Giants	80,738
O-13	W	31-20	at Tampa Bay	62,505
O-20	L	3-17	Dallas	69,144
O-27	L	7-15	NY Giants	69,144
N-3	W	49-20	at Oakland	51,751
N-10	W	27-13	at Green Bay	78,011
N-17	W	24-16	Washington	69,144
D-1	W	24-21	Arizona	69,144
D-8	W	34-20	Detroit	69,144
D-15	L	30-48	at Minnesota	64,087
D-22	W	54-11	Chicago	69,144
D-29	W	24-22	at Dallas	91,166
NFC WILD CARD				
J-04	L	24-26	New Orleans	69,144

2012
Record: 4-12 4th in NFC East
Head Coach: Andy Reid

Date	W/L	Score	Opponent	Att.
S-9	W	17-16	at Cleveland	68,693
S-16	W	24-23	Baltimore	69,144
S-23	L	6-27	at Arizona	60,436
S-30	W	19-17	New York Giants	69,144
O-7	L	14-16	at Pittsburgh	64,737
O-14	L	23-26	Detroit (OT)	69,144
O-28	L	17-30	Atlanta	69,144
N-5	L	13-28	at New Orleans	73,099
N-11	L	23-38	Dallas	69,144
N-18	L	6-31	at Washington	79,327
N-26	L	22-30	Carolina	69,144
D-2	L	33-38	at Dallas	81,851
D-9	W	23-21	at Tampa Bay	69,941
D-13	L	13-34	Cincinnati	69,144
D-23	L	20-27	Washington	69,144
D-30	L	7-42	at New York Giants	80,657

YEAR-BY-YEAR RESULTS

2011
Record: 8-8 2nd in NFC East
Head Coach: Andy Reid

Date	W/L	Score	Opponent	Att.
S-11	W	31-13	at St. Louis	56,722
S-18	L	31-35	at Atlanta	69,608
S-25	L	16-29	NY Giants	69,144
O-02	L	23-24	San Francisco	69,144
O-09	L	24-31	at Buffalo	69,803
O-16	W	20-13	at Washington	80,447
O-30	W	34-7	Dallas	69,144
N-07	L	24-30	Chicago	69,144
N-13	L	17-21	Arizona	69,144
N-20	W	17-10	at NY Giants	79,743
N-27	L	20-38	New England	69,144
D-01	L	14-31	at Seattle	67,039
D-11	W	26-10	at Miami	67,823
D-18	W	45-19	NY Jets	69,144
D-24	W	20-7	at Dallas	84,834
J-01	W	34-10	Washington	69,144

2010
Record: 10-6 1st in NFC East
Head Coach: Andy Reid

Date	W/L	Score	Opponent	Att.
S-12	L	20-27	Green Bay	69,144
S-19	W	35-32	at Detroit	56,688
S-26	W	28-3	at Jacksonville	63,256
O-03	L	12-17	Washington	69,144
O-10	W	27-24	at San Francisco	69,732
O-17	W	31-17	Atlanta	69,144
O-24	L	19-37	at Tennessee	69,143
N-07	W	26-24	Indianapolis	69,144
N-15	W	59-28	at Washington	84,912
N-21	W	27-17	NY Giants	69,144
N-28	L	26-31	at Chicago	62,147
D-02	W	34-24	Houston	69,144
D-12	W	30-27	at Dallas	85,673
D-19	W	38-31	at NY Giants	81,223
D-28	L	14-24	Minnesota	69,144
J-02	L	13-14	Dallas	69,144
NFC WILD CARD				
J-09	L	16-21	Green Bay	69,144

2009
Record: 11-5 2nd in NFC East
Head Coach: Andy Reid

Date	W/L	Score	Opponent	Att.
S-13	W	38-10	at Carolina	73,599
S-20	L	22-48	New Orleans	69,144
S-27	W	34-14	Kansas City	69,144
O-11	W	33-14	Tampa Bay	69,144
O-18	L	9-13	at Oakland	49,642
O-26	W	27-17	at Washington	88,241
N-01	W	40-17	NY Giants	69,144
N-08	L	16-20	Dallas	69,144
N-15	L	23-31	at San Diego	68,879
N-22	W	24-20	at Chicago	62,421
N-29	W	27-24	Washington	69,144
D-06	W	34-7	at Atlanta	69,650
D-13	W	45-38	at NY Giants	78,780
D-20	W	27-13	San Francisco	69,144
D-27	W	30-27	Denver	69,144
J-03	L	0-24	at Dallas	100,621
NFC WILD CARD				
J-09	L	14-34	at Dallas	92,951

2008
Record: 9-6-1 2nd in NFC East
Head Coach: Andy Reid

Date	W/L	Score	Opponent	Att.
S-07	W	38-3	St. Louis	69,144
S-15	L	37-41	at Dallas	63,472
S-21	W	15-6	Pittsburgh	69,144
S-28	L	20-24	at Chicago	62,099
O-05	L	17-23	Washington	69,144
O-12	W	40-26	at San Francisco	67,640
O-26	W	27-14	Atlanta	69,144
N-02	W	26-7	at Seattle	68,055
N-09	L	31-36	NY Giants	69,144
N-16	T	13-13	at Cincinnati (OT)	64,633
N-23	L	7-36	at Baltimore	71,379
N-27	W	48-20	Arizona	64,144
D-07	W	20-14	at NY Giants	79,003
D-15	W	30-10	Cleveland	69,144
D-21	L	3-10	at Washington	82,412
D-28	W	44-6	Dallas	69,144
NFC WILD CARD				
J-04	W	26-14	at Minnesota	61,746
NFC DIVISIONAL PLAYOFF				
J-11	W	23-11	at NY Giants	79,193
NFC CHAMPIONSHIP				
J-18	L	25-32	at Arizona	70,650

2007
Record: 8-8 4th in NFC East
Head Coach: Andy Reid

Date	W/L	Score	Opponent	Att.
S-09	L	13-16	at Green Bay	70,598
S-17	L	12-20	Washington	67,726
S-23	W	56-21	Detroit	67,570
S-30	L	3-16	at NY Giants	78,862
O-14	W	16-9	at NY Jets	77,189
O-21	L	16-19	Chicago	67,806
O-28	W	23-16	at Minnesota	63,019
N-04	L	17-38	Dallas	67,688
N-11	W	33-25	at Washington	90,218
N-18	W	17-7	Miami	68,934
N-25	L	28-31	at New England	68,756
D-02	L	24-28	Seattle	68,445
D-09	L	13-16	NY Giants	68,594
D-16	W	10-6	at Dallas	63,777
D-23	W	38-23	at New Orleans	70,011
D-30	W	17-9	Buffalo	68,594

2006
Record: 10-6 1st in NFC East
Head Coach: Andy Reid

Date	W/L	Score	Opponent	Att.
S-10	W	24-10	at Houston	70,180
S-17	L	24-30	NY Giants (OT)	69,241
S-24	W	38-24	at San Francisco	68,166
O-02	W	31-9	Green Bay	69,222
O-08	W	38-24	Dallas	69,268
O-15	L	24-27	at New Orleans	68,269
O-22	L	21-23	at Tampa Bay	65,808
O-29	L	6-13	Jacksonville	69,249
N-12	W	27-3	Washington	69,143
N-19	L	13-31	Tennessee	69,232
N-26	L	21-45	at Indianapolis	57,296
D-04	W	27-24	Carolina	69,098
D-10	W	21-19	at Washington	84,164
D-17	W	36-22	at NY Giants	78,657
D-25	W	23-7	at Dallas	62,839
D-31	W	24-17	Atlanta	69,341
NFC WILD CARD				
J-07	W	23-20	NY Giants	69,094
NFC DIVISIONAL PLAYOFF				
J-13	L	24-27	at New Orleans	70,001

2005
Record: 6-10 4th in NFC East
Head Coach: Andy Reid

Date	W/L	Score	Opponent	Att.
S-12	L	10-14	at Atlanta	70,806
S-18	W	42-3	San Francisco	67,727
S-25	W	23-20	Oakland	67,735
O-02	W	37-31	at Kansas City	78,742
O-09	L	10-33	at Dallas	63,199
O-23	W	20-17	San Diego	67,747
O-30	L	21-49	at Denver	76,530
N-06	L	10-17	at Washington	90,298
N-14	L	20-21	Dallas	67,739
N-20	L	17-27	at NY Giants	78,626
N-27	W	19-14	Green Bay	67,665
D-05	L	0-42	Seattle	67,637
D-11	L	23-26	NY Giants (OT)	67,443
D-18	W	17-16	at St. Louis	65,382
D-24	L	21-27	at Arizona	44,723
J-01	L	20-31	Washington	67,700

YEAR-BY-YEAR RESULTS

2004 NFC CHAMPIONS
Record: 13-3 1st in NFC East
Head Coach: Andy Reid

Date	W/L	Score	Opponent	Att.
S-12	W	31-17	NY Giants	67,532
S-20	W	27-16	Minnesota	67,676
S-26	W	30-13	at Detroit	62,472
O-03	W	19-9	at Chicago	61,894
O-17	W	30-8	Carolina	67,707
O-24	W	34-31	at Cleveland (OT)	73,394
O-31	W	15-10	Baltimore	67,715
N-07	L	3-27	at Pittsburgh	64,975
N-15	W	49-21	at Dallas	64,190
N-21	W	28-6	Washington	67,720
N-28	W	27-6	at NY Giants	78,830
D-05	W	47-17	Green Bay	67,723
D-12	W	17-14	at Washington	90,089
D-19	W	12-7	Dallas	67,723
D-27	L	7-20	at St. Louis	66,129
J-02	L	10-38	Cincinnati	67,074
NFC DIVISIONAL PLAYOFF				
J-16	W	27-14	Minnesota	67,722
NFC CHAMPIONSHIP				
J-23	W	27-10	Atlanta	67,717
SUPER BOWL 39 (at Jacksonville)				
F-06	L	21-24	New England	78,125

2003
Record: 12-4 1st in NFC East
Head Coach: Andy Reid

Date	W/L	Score	Opponent	Att.
S-08	L	0-17	Tampa Bay	67,772
S-14	L	10-31	New England	67,624
S-28	W	23-13	at Buffalo	73,305
O-05	W	27-25	Washington	67,792
O-12	L	21-23	at Dallas	63,648
O-19	W	14-10	at NY Giants	78,883
O-26	W	24-17	NY Jets	67,853
N-02	W	23-16	at Atlanta	70,064
N-10	W	17-14	at Green Bay	70,291
N-16	W	28-10	NY Giants	67,867
N-23	W	33-20	New Orleans	67,802
N-30	W	25-16	at Carolina	72,977
D-07	W	36-10	Dallas	69,773
D-15	W	34-27	at Miami	73,780
D-21	L	28-31	San Francisco (OT)	67,866
D-27	W	31-7	at Washington	76,766
NFC DIVISIONAL PLAYOFF				
J-11	W	20-17	Green Bay (OT)	67,707
NFC CHAMPIONSHIP				
J-18	L	3-14	Carolina	67,862

2002
Record: 12-4 1st in NFC East
Head Coach: Andy Reid

Date	W/L	Score	Opponent	Att.
S-08	L	24-27	at Tennessee	68,804
S-16	W	37-7	at Washington	84,982
S-22	W	44-13	Dallas	65,537
S-29	W	35-17	Houston	64,867
O-06	L	25-28	at Jacksonville	65,005
O-20	W	20-10	Tampa Bay	65,523
O-28	W	17-3	NY Giants	65,791
N-03	W	19-13	at Chicago (Champaign, IL)	54,049
N-10	L	13-35	Indianapolis	65,660
N-17	W	38-14	Arizona	64,990
N-25	W	38-17	at San Francisco	67,919
D-01	W	10-3	St. Louis	65,552
D-08	W	27-20	at Seattle	59,862
D-15	W	34-21	Washington	65,615
D-21	W	27-3	at Dallas	63,209
D-28	L	7-10	at NY Giants (OT)	78,782
NFC DIVISIONAL PLAYOFF				
J-11	W	20-6	Atlanta	66,452
NFC CHAMPIONSHIP				
J-19	L	10-27	Tampa Bay	66,713

2001
Record: 11-5 1st in NFC East
Head Coach: Andy Reid

Date	W/L	Score	Opponent	Att.
S-09	L	17-20	St. Louis (OT)	66,243
S-23	W	27- 3	at Seattle	62,826
S-30	W	40-18	Dallas	66,621
O-07	L	20-21	Arizona	66,360
O-22	W	10- 9	at NY Giants	78,821
O-28	L	10-20	Oakland	65,342
N-04	W	21- 7	at Arizona	33,430
N-11	W	48-17	Minnesota	65,638
N-18	W	36- 3	at Dallas	63,204
N-25	L	3-13	Washington	65,666
N-29	W	23-10	at Kansas City	77,087
D-09	W	24-14	San Diego	65,438
D-16	W	20- 6	at Washington	84,936
D-22	L	3-13	at San Francisco	68,124
D-30	W	24-21	NY Giants	65,885
J-06	W	17-13	at Tampa Bay	65,541
NFC WILD CARD				
J-12	W	31- 9	Tampa Bay	65,847
NFC DIVISIONAL PLAYOFF				
J-19	W	33-19	at Chicago	66,944
NFC CHAMPIONSHIP				
J-27	L	24-29	at St. Louis	66,502

2000
Record: 11-5 2nd in NFC East
Head Coach: Andy Reid

Date	W/L	Score	Opponent	Att.
S-03	W	41-14	at Dallas	62,872
S-10	L	18-33	NY Giants	65,530
S-17	L	3-6	at Green Bay	59,869
S-24	W	21-7	at New Orleans	64,900
O-01	W	38-10	Atlanta	65,424
O-08	L	14-17	Washington	65,491
O-15	W	33-14	at Arizona	38,293
O-22	W	13-9	Chicago	65,553
O-29	L	7-24	at NY Giants	78,087
N-05	W	16-13	Dallas (OT)	65,636
N-12	W	26-23	at Pittsburgh (OT)	56,702
N-19	W	34-9	Arizona	65,356
N-26	W	23-20	at Washington	83,284
D-03	L	13-15	Tennessee	65,639
D-10	W	35-24	at Cleveland	72,318
D-24	W	16-7	Cincinnati	64,902
NFC WILD CARD				
D-31	W	21-3	Tampa Bay	65,813
NFC DIVISIONAL PLAYOFF				
J-07	L	10-20	at NY Giants	78,765

1999
Record: 5-11 5th in NFC East
Head Coach: Andy Reid

Date	W/L	Score	Opponent	Att.
S-12	L	24-25	Arizona	64,113
S-19	L	5-19	Tampa Bay	64,285
S-26	L	0-26	at Buffalo	70,872
O-03	L	15-16	at NY Giants	77,959
O-10	W	13-10	Dallas	66,669
O-17	W	20-16	at Chicago	66,944
O-24	L	13-16	at Miami	73,975
O-31	L	17-23	NY Giants (OT)	66,481
N-07	L	7-33	at Carolina	62,569
N-14	W	35-28	Washington	66,591
N-21	L	17-44	Indianapolis	65,521
N-28	L	17-20	at Washington (OT)	74,741
D-05	L	17-21	at Arizona	46,550
D-12	L	10-20	at Dallas	64,086
D-19	W	24-9	New England	65,475
J-02	W	38-31	St. Louis	60,700

1998
Record: 3-13 5th in NFC East
Head Coach: Ray Rhodes

Date	W/L	Score	Opponent	Att.
S-06	L	0-38	Seattle	66,418
S-13	L	12-17	at Atlanta	46,456
S-20	L	3-17	at Arizona	36,717
S-27	L	21-24	Kansas City	66,675
O-04	L	16-41	at Denver	73,218
O-11	W	17-12	Washington	66,183
O-18	L	10-13	at San Diego	56,967
N-02	L	0-34	Dallas	67,002
N-08	W	10-9	Detroit	66,785
N-15	L	3-28	at Washington	67,704
N-22	L	0-20	at NY Giants	65,763
N-29	L	16-24	at Green Bay	59,862
D-03	W	17-14	St. Louis	66,155
D-13	L	17-20	Arizona (OT)	62,176
D-20	L	9-13	at Dallas	62,722
D-27	L	10-20	NY Giants	66,596

YEAR-BY-YEAR RESULTS

1997
Record: 6-9-1 3rd in NFC East
Head Coach: Ray Rhodes

Date	W/L	Score	Opponent	Att.
A-31	L	17-31	at NY Giants	70,296
S-07	W	10-9	Green Bay	66,803
S-15	L	20-21	at Dallas	63,942
S-28	L	19-28	at Minnesota	55,149
O-05	W	24-10	Washington	67,008
O-12	L	21-38	at Jacksonville	69,150
O-19	W	13-10	Arizona (OT)	66,860
O-26	W	13-12	Dallas	67,106
N-02	L	21-31	at Arizona	39,549
N-10	L	12-24	San Francisco	67,133
N-16	T	10-10	at Baltimore (OT)	63,546
N-23	W	23-20	Pittsburgh	67,166
N-30	W	44-42	Cincinnati	66,623
D-07	L	21-31	NY Giants	67,084
D-14	L	17-20	at Atlanta	42,866
D-21	L	32-35	at Washington	75,939

1996
Record: 10-6 2nd in NFC East
Head Coach: Ray Rhodes

Date	W/L	Score	Opponent	Att.
S-01	W	17-14	at Washington	53,415
S-09	L	13-39	at Green Bay	60,666
S-15	W	24-17	Detroit	66,007
S-22	W	33-18	at Atlanta	40,107
S-30	L	19-23	Dallas	67,201
O-13	W	19-10	at NY Giants	72,729
O-20	W	35-28	Miami	66,240
O-27	W	20- 9	Carolina	65,982
N-03	W	31-21	at Dallas	64,952
N-10	L	17-24	Buffalo	66,613
N-17	L	21-26	Washington	66,834
N-24	L	30-36	at Arizona	36,175
D-01	W	24- 0	NY Giants	51,468
D-05	L	10-37	at Indianapolis	52,689
D-14	W	21-20	at NY Jets	29,178
D-22	W	29-19	Arizona	63,658
NFC WILD CARD				
D-29	L	0-14	at San Francisco	56,460

1995
Record: 10-6 2nd in NFC East
Head Coach: Ray Rhodes

Date	W/L	Score	Opponent	Att.
S-03	L	6-21	Tampa Bay	66,266
S-10	W	31-19	at Arizona	45,004
S-17	L	21-27	San Diego	63,081
S-24	L	17-48	at Oakland	48,875
O-01	W	15-10	at New Orleans	43,938
O-08	W	37-34	Washington (OT)	65,498
O-15	W	17-14	at NY Giants	74,252
O-29	W	20-9	St. Louis	62,172
N-06	L	12-34	at Dallas	64,876
N-12	W	31-13	Denver	60,842
N-19	W	28-19	NY Giants	63,562
N-26	W	14-7	at Washington	50,539
D-03	L	14-26	at Seattle	39,893
D-10	W	20-17	Dallas	66,198
D-17	W	21-20	Arizona	62,076
D-24	L	14-20	at Chicago	52,391
NFC WILD CARD				
D-30	W	58-37	Detroit	66,492
NFC DIVISIONAL PLAYOFF				
J-07	L	11-30	at Dallas	64,371

1994
Record: 7-9 4th in NFC East
Head Coach: Rich Kotite

Date	W/L	Score	Opponent	Att.
S-04	L	23-28	at NY Giants	76,130
S-12	W	30-22	Chicago	64,890
S-18	W	13-7	Green Bay	63,922
O-02	W	40-8	at San Francisco	64,843
O-09	W	21-17	Washington	63,947
O-16	L	13-24	at Dallas	64,703
O-24	W	21-6	Houston	65,233
O-30	W	31-29	at Washington	53,530
N-06	W	17- 7	Arizona	64,952
N-13	L	7-26	Cleveland	65,233
N-20	L	6-12	at Arizona	62,779
N-27	L	21-28	at Atlanta	60,008
D-04	L	19-31	Dallas	65,974
D-11	L	3-14	at Pittsburgh	55,474
D-18	L	13-16	NY Giants	64,540
D-24	L	30-33	at Cincinnati	39,923

1993
Record: 8-8 3rd in NFC East
Head Coach: Rich Kotite

Date	W/L	Score	Opponent	Att.
S-05	W	23-17	Phoenix	59,831
S-12	W	20-17	at Green Bay	59,061
S-19	W	34-31	Washington	65,435
O-03	W	35-30	at NY Jets	72,593
O-10	L	6-17	Chicago	63,601
O-17	L	10-21	at NY Giants	76,050
O-31	L	10-23	Dallas	61,912
N-07	L	3-16	at Phoenix	46,663
N-14	L	14-19	Miami	64,213
N-21	L	3-7	NY Giants	62,928
N-28	W	17-14	at Washington	46,663
D-06	L	17-23	at Dallas	64,521
D-12	L	7-10	Buffalo	60,769
D-19	W	20-10	at Indianapolis	44,952
D-26	W	37-26	New Orleans	50,085
J-03	W	37-34	at San Francisco (ot)	61,653

1992
Record: 11-5 2nd in NFC East
Head Coach: Rich Kotite

Date	W/L	Score	Opponent	Att.
S-06	W	15-13	New Orleans	65,513
S-13	W	31-14	at Phoenix	42,533
S-20	W	30-0	Denver	65,833
O-05	W	31-7	Dallas	66,572
O-11	L	17-24	at Kansas City	76,626
O-18	L	12-16	at Washington	56,380
O-25	W	7-3	Phoenix	64,676
N-01	L	10-20	at Dallas	65,012
N-08	W	31-10	L.A. Raiders	65,388
N-15	L	24-27	at Green Bay (Mil)	52,689
N-22	W	47-34	at NY Giants	68,153
N-29	L	14-20	at San Francisco	64,374
D-06	W	28-17	Minnesota	65,280
D-13	W	20-17	at Seattle (OT)	47,492
D-20	W	17-13	Washington	65,841
D-27	W	20-10	NY Giants	64,266
NFC WILD CARD				
J-03	W	36-20	at New Orleans	68,893
NFC DIVISIONAL PLAYOFF				
J-10	L	10-34	at Dallas	63,721

1991
Record: 10-6 3rd in NFC East
Head Coach: Rich Kotite

Date	W/L	Score	Opponent	Att.
S-01	W	20-3	at Green Bay	58,991
S-08	L	10-26	Phoenix	63,818
S-15	W	24-0	at Dallas	62,656
S-22	W	23-14	Pittsburgh	65,511
S-30	L	0-23	at Washington	55,198
O-06	L	13-14	at Tampa Bay	41,219
O-13	L	6-13	New Orleans	64,224
O-27	L	7-23	San Francisco	65,796
N-04	W	30-7	NY Giants	65,816
N-10	W	32-30	at Cleveland	72,086
N-17	W	17-10	Cincinnati	63,189
N-24	W	34-14	at Phoenix	37,307
D-02	W	13-6	at Houston	62,141
D-08	W	19-14	at NY Giants	76,099
D-15	L	13-25	Dallas	65,854
D-22	W	24-22	Washington	58,988

1990
Record: 10-6 2nd in NFC East
Head Coach: Buddy Ryan

Date	W/L	Score	Opponent	Att.
S-09	L	20-27	at NY Giants	76,202
S-16	L	21-23	Phoenix	64,396
S-23	W	27-21	at LA Rams	63,644
S-30	L	23-24	Indianapolis	62,067
O-15	W	32-24	Minnesota	66,296
O-21	L	7-13	at Washington	53,567
O-28	W	21-20	at Dallas	62,605
N-04	W	48-20	New England	65,514
N-12	W	28-14	Washington	65,857
N-18	W	24-23	at Atlanta	53,755
N-25	W	31-13	NY Giants	66,706
D-02	L	23-30	at Buffalo	79,320
D-09	L	20-23	at Miami (OT)	67,034
D-16	W	31-0	Green Bay	65,627
D-23	W	17-3	Dallas	63,895
D-29	W	23-21	at Phoenix	31,796
NFC WILD CARD				
J-05	L	6-20	Washington	65,287

1989
Record: 11-5 2nd in NFC East
Head Coach: Buddy Ryan

Date	W/L	Score	Opponent	Att.
S-10	W	31-7	Seattle	64,287
S-17	W	42-37	at Washington	53,493
S-24	L	28-38	San Francisco	66,042
O-02	L	13-27	at Chicago	66,625
O-08	W	21-19	NY Giants	65,688
O-15	W	17-5	at Phoenix	42,620
O-22	W	10-7	LA Raiders	64,019
O-29	W	28-24	at Denver	75,065
N-05	L	17-20	at San Diego	47,019
N-12	L	3-10	Washington	65,443
N-19	W	10-9	Minnesota	65,944
N-23	W	27-0	at Dallas	54,444
D-03	W	24-17	at NY Giants	74,809
D-10	W	20-10	Dallas	59,842
D-18	L	20-30	at New Orleans	59,218
D-24	W	31-14	Phoenix	43,287
NFC WILD CARD				
D-31	L	7-21	LA Rams	57,869

YEAR-BY-YEAR RESULTS

1988
Record: 10-6 1st in NFC East
Head Coach: Buddy Ryan

Date	W/L	Score	Opponent	Att.
S-04	W	41-14	at Tampa Bay	43,502
S-11	L	24-28	Cincinnati	43,502
S-19	L	10-17	at Washington	53,920
S-25	L	21-23	at Minnesota	56,012
O-02	W	32-23	Houston	64,692
O-10	W	24-13	NY Giants	63,736
O-16	L	3-19	at Cleveland	78,787
O-23	W	24-23	Dallas	66,309
O-30	L	24-27	Atlanta	60,091
N-06	W	30-24	LA Rams	65,624
N-13	W	27-26	at Pittsburgh	46,026
N-20	W	23-17	at NY Giants (OT)	43,621
N-27	W	31-21	Phoenix	57,918
D-04	L	19-20	Washington	65,947
D-10	W	23-17	at Phoenix	54,832
D-18	W	23-7	at Dallas	46,131
NFC DIVISIONAL PLAYOFF				
D-31	L	12-20	at Chicago	65,534

1987
Record: 7-8 4th in NFC East
Head Coach: Buddy Ryan

Date	W/L	Score	Opponent	Att.
S-13	L	24-34	at Washington	52,188
S-20	W	27-17	New Orleans	57,485
O-04	L	3-35	Chicago	4,074
O-11	L	22-41	at Dallas	40,622
O-18	L	10-16	at Green Bay (OT)	35,842
O-25	W	37-20	Dallas	61,630
N-01	W	28-23	at St. Louis	24,586
N-08	W	31-27	Washington	63,609
N-15	L	17-20	NY Giants	66,172
N-22	L	19-31	St. Louis	55,592
N-29	W	34-31	at New England (OT)	54,198
D-06	L	20-23	at NY Giants (OT)	65,874
D-13	L	10-28	Miami	63,841
D-20	W	38-27	at NY Jets	30,572
D-27	W	17-7	Buffalo	57,547

Note: Sept.27 game at San Francisco canceled due to the NFL players' strike ... games from Oct.4 - Oct.18 were played with replacement players during strike.

1986
Record: 5-10-1 4th in NFC East
Head Coach: Buddy Ryan

Date	W/L	Score	Opponent	Att.
S-07	L	14-41	at Washington	53,982
S-14	L	10-13	at Chicago (OT)	65,130
S-21	L	7-33	Denver	63,839
S-28	W	34-20	LA Rams	65,646
O-05	W	16-0	at Atlanta	57,104
O-12	L	3-35	at NY Giants	74,221
O-19	L	14-17	Dallas	68,572
O-26	W	23-7	San Diego	41,469
N-02	L	10-13	at St. Louis	33,051
N-09	L	14-17	NY Giants	60,601
N-16	L	11-13	Detroit	54,568
N-23	L	20-24	at Seattle	55,786
N-30	W	33-27	at LA Raiders (OT)	53,338
D-07	T	10-10	St. Louis (OT)	50,148
D-14	W	23-21	at Dallas	46,117
D-21	L	14-21	Washington	61,816

1985
Record: 7-9 4th in NFC East
Marion Campbell (15), Fred Bruney (1)

Date	W/L	Score	Opponent	Att.
S-08	L	0-21	at NY Giants	76,141
S-15	L	6-17	LA Rams	60,920
S-22	W	19-6	at Washington	53,748
S-29	L	10-16	NY Giants (OT)	66,696
O-06	L	21-23	at New Orleans	56,364
O-13	W	30-7	St. Louis	48,186
O-20	W	16-14	Dallas	70,114
O-27	W	21-17	Buffalo	60,987
N-03	L	13-24	at San Francisco	58,383
N-10	W	23-17	Atlanta (OT)	63,691
N-17	W	24-14	at St. Louis	39,032
N-24	L	17-34	at Dallas	54,047
D-01	L	23-28	Minnesota	54,688
D-08	L	12-17	Washington	60,737
D-15	L	14-20	at San Diego	45,569
D-22	W	37-35	at Minnesota	49,722

1984
Record: 6-9-1 5th in NFC East
Head Coach: Marion Campbell

Date	W/L	Score	Opponent	Att.
S-02	L	27-28	at NY Giants	71,520
S-09	W	19-17	Minnesota	55,942
S-16	L	17-23	at Dallas	64,521
S-23	L	9-21	San Francisco	62,771
S-30	L	0-20	at Washington	53,064
O-07	W	27-17	at Buffalo	37,555
O-14	W	16-7	Indianapolis	50,277
O-21	W	24-10	NY Giants	64,677
O-28	L	14-34	St. Louis	54,310
N-04	T	23-23	at Detroit (OT)	59,141
N-11	L	23-24	at Miami	70,227
N-18	W	16-10	Washington	63,117
N-25	L	16-17	at St. Louis	39,858
D-02	L	10-26	Dallas	66,322
D-09	W	27-17	New England	41,581
D-16	L	10-26	at Atlanta	15,582

1983
Record: 5-11 4th in NFC East
Head Coach: Marion Campbell

Date	W/L	Score	Opponent	Att.
S-03	W	22-17	at San Francisco	55,775
S-11	L	13-23	Washington	69,542
S-18	W	13-10	at Denver	74,202
S-25	L	11-14	St. Louis	64,465
O-02	W	28-24	at Atlanta	50,621
O-09	W	17-13	at NY Giants	73,291
O-16	L	7-37	at Dallas	63,070
O-23	L	6-7	Chicago	45,263
O-30	L	21-22	Baltimore	59,150
N-06	L	20-27	Dallas	71,236
N-13	L	14-17	at Chicago	47,524
N-20	L	0-23	NY Giants	57,977
N-27	L	24-28	at Washington	54,324
D-04	W	13-9	LA Rams	32,867
D-11	L	17-20	New Orleans (OT)	45,182
D-18	L	7-31	at St. Louis	21,902

1982
Record: 3-6 13th in NFC
Head Coach: Dick Vermeil

Date	W/L	Score	Opponent	Att.
S-12	L	34-37	Washington (OT)	68,885
S-19	W	24-21	at Cleveland	78,830
N-21	L	14-18	Cincinnati	65,172
N-28	L	9-13	at Washington	48,313
D-05	L	20-23	St. Louis	63,622
D-11	L	7-23	at NY Giants	66,053
D-19	W	35-14	Houston	44,119
D-26	W	24-20	at Dallas	46,199
J-02	L	24-26	NY Giants	55,797

Note: A 57-day strike by the players reduced the schedule from 16 weeks to nine.

1981
Record: 10-6 2nd in NFC East
Head Coach: Dick Vermeil

Date	W/L	Score	Opponent	Att.
S-06	W	24-10	at NY Giants	72,459
S-13	W	13-3	New England	71,089
S-17	W	20-14	at Buffalo	78,331
S-27	W	36-13	Washington	70,664
O-05	W	16-13	Atlanta	71,488
O-11	W	31-14	at New Orleans	52,728
O-18	L	23-35	at Minnesota	45,459
O-25	W	20-10	Tampa Bay	70,714
N-01	L	14-17	Dallas	72,111
N-08	W	52-10	at St. Louis	48,421
N-15	W	38-13	Baltimore	68,613
N-22	L	10-20	NY Giants	66,327
N-30	L	10-13	at Miami	67,797
D-06	L	13-15	at Washington	52,206
D-13	L	10-21	at Dallas	64,955
D-20	W	38-0	St. Louis	56,636
NFC WILD CARD				
D-27	L	21-27	NY Giants	71,611

1980 NFC CHAMPIONS
Record: 12-4 1st in NFC East
Head Coach: Dick Vermeil

Date	W/L	Score	Opponent	Att.
S-07	W	27-6	Denver	70,307
S-14	W	42-7	at Minnesota	46,460
S-22	W	35-3	NY Giants	70,767
S-28	L	14-24	at St. Louis	49,079
O-05	W	24-14	Washington	69,044
O-12	W	31-16	at NY Giants	71,051
O-19	W	17-10	Dallas	70,696
O-26	W	17-14	Chicago	68,752
N-02	W	27-20	at Seattle	61,046
N-09	W	34-21	at New Orleans	44,340
N-16	W	24-0	at Washington	51,897
N-23	W	10-7	Oakland	68,585
N-30	L	21-22	at San Diego	51,760
D-07	L	17-20	Atlanta	70,205
D-14	W	17-3	St. Louis	68,969
D-21	L	27-35	at Dallas	62,548
NFC DIVISIONAL PLAYOFF				
J-03	W	31-16	Minnesota	68,434
NFC CHAMPIONSHIP GAME				
J-11	W	20-7	Dallas	70,696
SUPER BOWL XV (at New Orleans)				
J-25	L	10-27	Oakland	75,500

YEAR-BY-YEAR RESULTS

1979
Record: 11-5 2nd in NFC East
Head Coach: Dick Vermeil

Date	W/L	Score	Opponent	Att.
S-02	W	23-17	NY Giants	67,366
S-10	L	10-14	Atlanta	66,935
S-16	W	26-14	at New Orleans	54,212
S-23	W	17-13	at NY Giants	74,265
S-30	W	17-14	Pittsburgh	70,352
O-07	W	28-17	Washington	69,142
O-14	W	24-20	at St. Louis	48,367
O-21	L	7-17	at Washington	54,442
O-28	L	13-37	at Cincinnati	42,036
N-04	L	19-24	Cleveland	69,019
N-12	W	31-21	at Dallas	62,417
N-18	W	16-13	St. Louis	70,235
N-25	W	21-10	at Green Bay	50,023
D-02	W	44-7	Detroit	66,128
D-08	L	17-24	Dallas	71,434
D-16	W	26-20	at Houston	49,407
NFC WILD CARD				
D-23	W	27-17	Chicago	69,397
NFC DIVISIONAL PLAYOFF				
D-29	L	17-24	at Tampa Bay	71,402

1978
Record: 9-7 2nd in NFC East
Head Coach: Dick Vermeil

Date	W/L	Score	Opponent	Att.
S-03	L	14-16	LA Rams	64,721
S-10	L	30-35	at Washington	54,380
S-17	W	24-17	at New Orleans	49,242
S-24	W	17-3	Miami	62,998
O-01	W	17-14	at Baltimore	47,639
O-08	L	14-24	at New England	61,016
O-15	W	17-10	Washington	65,722
O-22	L	7-14	at Dallas	60,525
O-29	L	10-16	St. Louis	62,989
N-05	W	10-3	Green Bay	64,214
N-12	W	17-9	NY Jets	60,249
N-19	W	19-17	at NY Giants	70,318
N-26	W	14-10	at St. Louis	39,693
D-03	L	27-28	at Minnesota	38,722
D-10	L	13-31	Dallas	64,667
D-17	W	20-3	NY Giants	56,396
NFC WILD CARD				
D-24	L	13-14	at Atlanta	49,447

1977
Record: 5-9 4th in NFC East
Head Coach: Dick Vermeil

Date	W/L	Score	Opponent	Att.
S-18	W	13-3	Tampa Bay	61,549
S-25	L	0-20	at LA Rams	46,031
O-02	L	13-17	at Detroit	57,236
O-09	W	28-10	at NY Giants	48,824
O-16	L	17-21	St. Louis	60,535
O-23	L	10-16	Dallas	65,507
O-30	L	17-23	at Washington	55,031
N-06	W	28-7	New Orleans	53,482
N-13	L	14-17	Washington	60,702
N-20	L	16-21	at St. Louis	48,768
N-27	L	6-14	at New England	57,893
D-04	L	14-24	at Dallas	60,289
D-11	W	17-14	NY Giants	47,731
D-18	W	27-0	NY Jets	19,241

1976
Record: 4-10 4th in NFC East
Head Coach: Dick Vermeil

Date	W/L	Score	Opponent	Att.
S-12	L	7-27	at Dallas	55,530
S-19	W	20-7	NY Giants	60,643
S-27	L	17-20	Washington (OT)	60,131
O-03	W	14-13	at Atlanta	45,535
O-10	L	14-33	St. Louis	44,933
O-17	L	13-28	at Green Bay	55,398
O-24	L	12-31	Minnesota	56,233
O-31	W	10-0	at NY Giants	68,690
N-07	L	14-17	at St. Louis	60,760
N-14	L	3-24	at Cleveland	62,120
N-21	L	7-26	Oakland	62,133
N-28	L	0-24	at Washington	54,292
D-05	L	7-26	Dallas	55,072
D-12	W	27-10	Seattle	37,949

1975
Record: 4-10 5th in NFC East
Head Coach: Mike McCormack

Date	W/L	Score	Opponent	Att.
S-21	L	14-23	NY Giants	60,798
S-28	L	13-15	at Chicago	54,392
O-05	W	26-10	Washington	64,397
O-12	L	16-24	at Miami	60,127
O-19	L	20-31	at St. Louis	45,242
O-26	L	17-20	Dallas	64,889
N-03	L	3-42	LA Rams	64,601
N-09	L	23-24	St. Louis	60,277
N-16	W	13-10	at NY Giants	53,434
N-23	L	17-27	at Dallas	57,893
N-30	W	27-17	San Francisco	56,694
D-07	L	0-31	Cincinnati	56,984
D-14	L	10-25	at Denver	37,080
D-21	W	26-3	at Washington	49,385

1974
Record: 7-7 4th in NFC East
Head Coach: Mike McCormack

Date	W/L	Score	Opponent	Att.
S-15	L	3-7	at St. Louis	40,322
S-23	W	13-10	Dallas	64,088
S-29	W	30-10	Baltimore	64,205
O-06	W	13-7	at San Diego	36,124
O-13	W	35-7	NY Giants	64,801
O-20	L	24-31	at Dallas	43,586
O-27	L	10-14	at New Orleans	64,257
N-03	L	0-27	at Pittsburgh	47,996
N-10	L	20-27	Washington	65,947
N-17	L	3-13	St. Louis	61,982
N-24	L	7-26	at Washington	54,395
D-01	W	36-14	Green Bay	42,030
D-08	W	20-7	at NY Giants	46,889
D-15	W	28-17	Detroit	57,157

1973
Record: 5-8-1 3rd in NFC East
Head Coach: Mike McCormack

Date	W/L	Score	Opponent	Att.
S-16	L	23-34	St. Louis	61,103
S-23	T	23-23	at NY Giants	62,289
S-30	L	7-28	Washington	64,147
O-07	L	26-27	at Buffalo	72,364
O-14	W	27-24	at St. Louis	44,400
O-21	L	21-28	at Minnesota	47,478
O-28	W	30-16	Dallas	63,300
N-04	W	24-23	New England	65,070
N-11	L	27-44	Atlanta	63,114
N-18	L	10-31	at Dallas	59,375
N-25	W	20-16	NY Giants	63,086
D-02	L	28-38	at San Francisco	51,155
D-09	W	24-23	NY Jets	34,621
D-16	L	20-38	at Washington	49,484

1972
Record: 2-11-1 5th in NFC East
Head Coach: Ed Khayat

Date	W/L	Score	Opponent	Att.
S-17	L	6-28	at Dallas	58,850
S-24	L	17-27	Cleveland	65,720
O-02	L	12-27	NY Giants	65,720
O-08	L	0-14	at Washington	53,039
O-15	L	3-34	LA Rams	65,720
O-22	W	21-20	at Kansas City	78,389
O-29	L	3-21	at New Orleans	65,664
N-05	T	6-6	St. Louis	65,720
N-12	W	18-17	at Houston	34,175
N-19	L	7-28	Dallas	65,720
N-26	L	10-62	at NY Giants	62,586
D-03	L	7-23	Washington	65,720
D-10	L	12-21	Chicago	65,720
D-17	L	23-24	at St. Louis	34,827

YEAR-BY-YEAR RESULTS

1971
Record: 6-7-1 3rd in NFC East
Jerry Williams (3) & Ed Khayat (11)

Date	W/L	Score	Opponent	Att.
S-19	L	14-37	at Cincinnati	55,880
S-26	L	7-42	Dallas	65,358
O-03	L	3-31	San Francisco	65,358
O-10	L	0-13	Minnesota	65,358
O-17	L	10-34	at Oakland	54,615
O-24	W	23-7	NY Giants	65,358
O-31	W	17-16	Denver	65,358
N-07	T	7-7	at Washington	53,041
N-14	L	7-20	at Dallas	60,178
N-21	W	37-20	at St. Louis	48,658
N-28	L	13-20	Washington	65,358
D-05	W	23-20	at Detroit	54,418
D-12	W	19-7	St. Louis	65,358
D-19	W	41-28	at NY Giants	62,774

1970
Record: 3-10-1 5th in NFC East
Head Coach: Jerry Williams

Date	W/L	Score	Opponent	Att.
S-20	L	7-17	Dallas	59,728
S-27	L	16-20	at Chicago	53,643
O-04	L	21-33	Washington	60,658
O-11	L	23-30	at NY Giants	62,820
O-18	L	20-35	St. Louis	59,002
O-25	L	17-30	at Green Bay (Mil)	48,022
N-01	L	17-21	at Dallas	55,736
N-08	W	24-17	Miami	58,171
N-15	T	13-13	Atlanta	55,425
N-23	W	23-20	NY Giants	59,117
N-29	L	14-23	at St. Louis	46,581
D-06	L	10-29	at Baltimore	60,240
D-13	L	6-24	at Washington	50,415
D-20	W	30-20	Pittsburgh	55,252

1969
Record: 4-9-1 4th in Capitol
Head Coach: Jerry Williams

Date	W/L	Score	Opponent	Att.
S-21	L	20-27	Cleveland	60,658
S-28	W	41-27	Pittsburgh	60,658
O-05	L	7-38	Dallas	60,658
O-13	L	20-24	at Baltimore	56,864
O-19	L	14-49	at Dallas	71,509
O-26	W	13-10	New Orleans	60,658
N-02	W	23-20	at NY Giants	62,912
N-09	T	28-28	at Washington	50,502
N-16	L	17-23	LA Rams	60,658
N-23	W	34-30	at St. Louis	45,512
N-30	L	17-26	at New Orleans	72,805
D-07	L	29-34	Washington	60,658
D-14	L	3-27	Atlanta	60,658
D-21	L	13-14	at San Francisco	25,391

1968
Record: 2-12 4th in Capitol
Head Coach: Joe Kuharich

Date	W/L	Score	Opponent	Att.
S-15	L	13-30	at Green Bay	50,861
S-22	L	25-34	NY Giants	60,858
S-29	L	13-45	Dallas	60,858
O-06	L	14-17	at Washington	50,816
O-13	L	14-34	at Dallas	72,083
O-20	L	16-29	Chicago	60,858
O-27	L	3-6	at Pittsburgh	26,908
N-03	L	17-45	St. Louis	59,208
N-10	L	10-16	Washington	59,133
N-17	L	6-7	at NY Giants	62,896
N-24	L	13-47	at Cleveland	62,338
N-28	W	12-0	at Detroit	47,909
D-08	W	29-17	New Orleans	57,128
D-15	L	17-24	Minnesota	54,530

1967
Record: 6-7-1 2nd in Capitol
Head Coach: Joe Kuharich

Date	W/L	Score	Opponent	Att.
S-17	W	35-24	Washington	60,709
S-24	L	6-38	Baltimore	60,755
O-01	W	34-24	Pittsburgh	60,335
O-08	W	38-7	at Atlanta	53,868
O-15	L	27-28	San Francisco	60,825
O-22	L	14-48	at St. Louis	46,562
O-29	W	21-14	Dallas	60,740
N-05	L	24-31	at New Orleans	59,596
N-12	L	17-33	at LA Rams	57,628
N-19	W	48-21	New Orleans	60,751
N-26	L	7-44	at NY Giants	63,027
D-03	T	35-35	at Washington	50,451
D-10	L	17-38	at Dallas	55,834
D-17	W	28-24	Cleveland	60,658

1966
Record: 9-5 T-2nd in Eastern
Head Coach: Joe Kuharich

Date	W/L	Score	Opponent	Att.
S-11	L	13-16	at St. Louis	39,066
S-18	W	23-10	Atlanta	54,049
S-25	W	35-17	NY Giants	60,177
O-02	L	10-41	St. Louis	59,305
O-09	L	7-56	at Dallas	69,372
O-16	W	31-14	at Pittsburgh	28,233
O-23	W	31-3	at NY Giants	63,018
O-30	L	13-27	Washington	60,652
N-06	W	24-23	Dallas	60,658
N-13	L	7-27	at Cleveland	77,968
N-20	W	35-34	at San Francisco	31,993
D-04	W	27-23	Pittsburgh	54,275
D-11	W	33-21	Cleveland	58,074
D-18	W	37-28	at Washington	50,405
PLAYOFF BOWL (at Miami)				
J-08	L	14-20	Baltimore	58,088

1965
Record: 5-9 T-5th in Eastern
Head Coach: Joe Kuharich

Date	W/L	Score	Opponent	Att.
S-19	W	34-27	St. Louis	54,260
S-26	L	14-16	NY Giants	57,154
O-03	L	17-35	Cleveland	60,759
O-10	W	35-24	at Dallas	56,249
O-17	L	27-35	at NY Giants	62,815
O-24	L	14-20	Pittsburgh	56,515
O-31	L	21-23	at Washington	50,301
N-07	L	34-38	at Cleveland	72,807
N-14	W	21-14	Washington	60,444
N-21	L	24-34	at Baltimore	60,238
N-28	W	28-24	at St. Louis	28,706
D-05	L	19-21	Dallas	54,714
D-12	W	47-13	at Pittsburgh	22,002
D-19	L	28-35	Detroit	56,718

1964
Record: 6-8 T-3rd in Eastern
Head Coach: Joe Kuharich

Date	W/L	Score	Opponent	Att.
S-13	W	38-7	NY Giants	60,671
S-20	L	24-28	San Francisco	57,353
S-27	L	20-28	Cleveland	60,671
O-04	W	21-7	Pittsburgh	59,354
O-11	L	20-35	at Washington	49,219
O-18	W	23-17	at NY Giants	62,978
O-25	W	34-10	at Pittsburgh	38,393
N-01	L	10-21	Washington	60,671
N-08	L	10-20	at LA Rams	53,994
N-15	W	17-14	at Dallas	55,972
N-22	L	13-38	St. Louis	60,671
N-29	L	24-38	at Cleveland	79,289
D-06	W	24-14	Dallas	60,671
D-13	L	34-36	at St. Louis	24,636

1963
Record: 2-10-2 7th in Eastern
Head Coach: Nick Skorich

Date	W/L	Score	Opponent	Att.
S-15	T	21-21	Pittsburgh	58,205
S-22	L	24-28	St. Louis	60,671
S-29	L	14-37	NY Giants	60,671
O-06	W	24-21	Dallas	60,671
O-13	W	37-24	at Washington	49,219
O-20	L	7-37	at Cleveland	75,174
O-27	L	7-16	at Chicago	48,514
N-03	L	17-23	Cleveland	60,671
N-10	L	14-42	at NY Giants	62,936
N-17	L	20-27	at Dallas	23,694
N-24	L	10-13	Washington	60,671
D-01	T	20-20	at Pittsburgh	16,721
D-08	L	14-38	at St. Louis	15,979
D-15	L	13-34	Minnesota	57,403

YEAR-BY-YEAR RESULTS

1962
Record: 3-10-1 7th in Eastern
Head Coach: Nick Skorich

Date	W/L	Score	Opponent	Att.
S-16	L	21-27	St. Louis	60,671
S-23	L	13-29	NY Giants	60,671
S-30	W	35-7	Cleveland	60,671
O-06	L	7-13	at Pittsburgh	23,164
O-14	L	19-41	at Dallas	18,645
O-21	L	21-27	Washington	60,671
O-28	L	21-31	at Minnesota	30,071
N-04	T	14-14	at Cleveland	63,848
N-11	L	0-49	Green Bay	60,671
N-18	L	14-19	at NY Giants	62,705
N-25	W	28-14	Dallas	58,070
D-02	W	37-14	at Washington	32,229
D-09	L	17-26	Pittsburgh	60,671
D-16	L	35-45	at St. Louis	14,989

1961
Record: 10-4 2nd in Eastern
Head Coach: Nick Skorich

Date	W/L	Score	Opponent	Att.
S-17	W	27-20	Cleveland	60,671
S-24	W	14-7	Washington	50,108
O-01	L	27-30	St. Louis	59,399
O-08	W	21-16	Pittsburgh	60,671
O-15	W	20-7	at St. Louis	20,262
O-22	W	43-7	at Dallas	25,000
O-29	W	27-24	at Washington	31,066
N-05	W	16-14	Chicago	60,671
N-12	L	21-38	at NY Giants	62,800
N-19	L	24-45	at Cleveland	68,399
N-26	W	35-13	Dallas	60,127
D-03	W	35-24	at Pittsburgh	21,653
D-10	L	24-28	NY Giants	60,671
D-17	W	27-24	at Detroit	44,231
PLAYOFF BOWL (at Miami)				
J-06	L	10-38	Detroit	25,612

1960 NFL CHAMPIONS
Record: 10-2 1st in Eastern
Head Coach: Buck Shaw

Date	W/L	Score	Opponent	Att.
S-25	L	24-41	Cleveland	56,303
S-30	W	27-25	at Dallas	18,500
O-09	W	31-27	St. Louis	33,701
O-16	W	28-10	Detroit	38,065
O-23	W	31-29	at Cleveland	64,850
N-06	W	34-7	Pittsburgh	58,324
N-13	W	19-13	Washington	39,361
N-20	W	17-10	at New York	63,571
N-27	W	31-23	New York	60,547
D-04	W	20-6	at St. Louis	21,358
D-11	L	21-27	at Pittsburgh	22,101
D-18	W	38-28	at Washington	20,558
NFL CHAMPIONSHIP				
D-26	W	17-13	Green Bay	67,325

1959
Record: 7-5 T-2nd in Eastern
Head Coach: Buck Shaw

Date	W/L	Score	Opponent	Att.
S-27	L	14-24	at San Francisco	41,697
O-04	W	49-21	New York	27,023
O-11	W	28-24	Pittsburgh	27,343
O-18	L	7-24	at New York	68,783
O-25	W	28-24	at Chi. Cardinals	20,112
N-01	W	30-23	Washington	39,854
N-08	L	7-28	at Cleveland	58,275
N-15	W	27-17	Chi. Cardinals	28,887
N-22	W	23-20	Los Angeles	47,425
N-29	L	0-31	at Pittsburgh	22,191
D-06	W	34-14	at Washington	24,325
D-13	L	21-28	Cleveland	45,952

1958
Record: 2-9-1 T-5th in Eastern
Head Coach: Buck Shaw

Date	W/L	Score	Opponent	Att.
S-28	L	14-24	Washington	36,850
O-05	W	27-24	New York	23,178
O-12	L	3-24	at Pittsburgh	23,153
O-19	L	24-30	San Francisco	33,110
O-26	L	35-38	at Green Bay	31,043
N-02	T	21-21	at Chi. Cardinals	17,486
N-09	L	24-31	Pittsburgh	26,306
N-16	W	49-21	Chi. Cardinals	18,315
N-23	L	14-28	at Cleveland	51,319
N-30	L	10-24	at New York	35,438
D-07	L	14-21	Cleveland	36,773
D-14	L	0-20	at Washington	22,621

1957
Record: 4-8 5th in Eastern
Head Coach: Hugh Devore

Date	W/L	Score	Opponent	Att.
S-29	L	13-17	at Los Angeles	62,506
O-05	L	20-24	New York	28,342
O-13	L	7-24	at Cleveland	53,493
O-20	W	17-7	Cleveland	22,443
O-27	L	0-6	at Pittsburgh	27,016
N-03	W	38-21	at Chi. Cardinals	18,718
N-10	L	16-27	Detroit	29,320
N-17	L	0-13	at New York	42,845
N-24	W	21-12	Washington	20,730
D-01	W	7-6	Pittsburgh	16,364
D-08	L	7-42	at Washington	21,304
D-14	L	27-31	Chicago Cardinals	12,555

1956
Record: 3-8-1 6th in Eastern
Head Coach: Hugh Devore

Date	W/L	Score	Opponent	Att.
S-30	L	7-27	at Los Angeles	54,412
O-06	W	13-9	Washington	26,607
O-14	W	35-21	at Pittsburgh	31,375
O-21	L	6-20	Chi. Cardinals	36,545
O-28	L	3-20	at New York	40,960
N-04	L	17-28	at Chi. Cardinals	27,609
N-11	W	14-7	Pittsburgh	22,652
N-18	L	0-16	Cleveland	25,894
N-25	T	10-10	San Francisco	19,326
D-02	L	14-17	at Cleveland	20,654
D-09	L	17-19	at Washington	22,333
D-15	L	7-21	New York	16,562

1955
Record: 4-7-1 T-4th in Eastern
Head Coach: Jim Trimble

Date	W/L	Score	Opponent	Att.
S-24	W	27-17	New York	29,597
O-01	L	30-31	Washington	31,891
O-09	L	17-21	at Cleveland	43,974
O-15	L	7-13	at Pittsburgh	33,413
O-23	T	24-24	at Chi. Cardinals	24,620
O-30	W	24-0	Pittsburgh	31,164
N-06	L	21-34	at Washington	25,741
N-13	W	33-17	Cleveland	39,303
N-20	L	7-31	at New York	22,075
N-27	L	21-23	Los Angeles	31,648
D-04	W	27-3	Chi. Cardinals	19,478
D-11	L	10-17	at Chicago Bears	34,783

1954
Record: 7-4-1 2nd in Eastern
Head Coach: Jim Trimble

Date	W/L	Score	Opponent	Att.
S-26	W	28-10	Cleveland	26,546
O-03	W	35-16	at Chi. Cardinals	17,084
O-09	W	24-22	Pittsburgh	37,322
O-17	W	49-21	at Washington	22,051
O-23	L	7-17	at Pittsburgh	39,075
O-30	L	14-37	Green Bay	25,378
N-07	W	30-14	Chi. Cardinals	21,963
N-14	L	14-27	at New York	46,565
N-21	L	0-6	at Cleveland	41,537
N-28	W	41-33	Washington	18,517
D-05	T	13-13	at Detroit	54,939
D-12	W	29-14	New York	28,449

YEAR-BY-YEAR RESULTS

1953
Record: 7-4-1 2nd in Eastern
Head Coach: Jim Trimble

Date	W/L	Score	Opponent	Att.
S-27	L	21-31	at San Francisco	27,819
O-02	T	21-21	Washington	19,099
O-10	L	13-37	at Cleveland	45,802
O-17	W	23-7	Pittsburgh	18,681
O-25	W	56-17	at Chi. Cardinals	22,064
N-01	W	35-7	at Pittsburgh	27,547
N-08	W	30-7	New York	24,331
N-15	W	45-14	Baltimore	27,813
N-21	W	38-0	Chi. Cardinals	19,402
N-29	L	28-37	at New York	20,294
D-06	L	0-10	at Washington	21,579
D-13	W	42-27	Cleveland	38,654

1952
Record: 7-5 T-2nd in American
Head Coach: Jim Trimble

Date	W/L	Score	Opponent	Att.
S-28	W	31-25	at Pittsburgh	22,501
O-04	L	7-31	New York	22,512
O-12	W	26-21	Pittsburgh	18,648
O-19	L	7-49	Cleveland	27,874
O-26	W	14-10	at New York	21,458
N-02	L	10-12	at Green Bay	10,149
N-09	W	38-20	Washington	16,932
N-16	W	10-7	Chi. Cardinals	18,406
N-23	W	28-20	at Cleveland	28,948
N-30	L	22-28	at Chi. Cardinals	13,577
D-07	W	38-21	Dallas Texans	18,376
D-14	L	21-27	at Washington	22,468

1951
Record: 4-8 5th in American
Bo McMillan (2) & Wayne Millner (10)

Date	W/L	Score	Opponent	Att.
S-30	W	17-14	at Chi. Cardinals	16,129
O-06	W	21-14	San Francisco	23,432
O-14	L	24-37	at Green Bay	18,489
O-21	L	24-26	at NY Giants	28,656
O-28	L	23-27	Washington	20,437
N-04	W	34-13	at Pittsburgh	19,649
N-11	L	17-20	at Cleveland	36,571
N-18	L	10-28	Detroit	25,350
N-25	L	13-17	Pittsburgh	15,537
D-02	W	35-21	at Washington	23,738
D-09	L	7-23	New York Giants	19,322
D-16	L	9-24	Cleveland	16,263

1950
Record: 6-6 T-3rd in American
Head Coach: Greasy Neale

Date	W/L	Score	Opponent	Att.
S-16	L	10-35	Cleveland	71,237
S-24	W	45-7	at Chi. Cardinals	24,914
O-07	W	56-20	Los Angeles	24,134
O-15	W	24-14	at Baltimore	14,413
O-22	W	17-10	at Pittsburgh	35,662
O-29	W	35-3	Washington	33,707
N-05	L	7-9	Pittsburgh	24,629
N-12	W	33-0	at Washington	29,407
N-19	L	10-14	Chi. Cardinals	28,368
N-26	L	3-7	at NY Giants	24,093
D-03	L	7-13	at Cleveland	37,490
D-10	L	7-9	New York Giants	26,440

1949 NFL CHAMPIONS
Record: 11-1 1st in Eastern
Head Coach: Greasy Neale

Date	W/L	Score	Opponent	Att.
S-22	W	7-0	at NY Bulldogs	4,355
O-03	W	22-14	at Detroit	20,163
O-08	W	28-3	Chi. Cardinals	33,716
O-16	L	21-38	at Chicago Bears	47,248
O-23	W	49-14	Washington	28,602
O-30	W	38-7	at Pittsburgh	37,840
N-06	W	38-14	LA Rams	38,230
N-13	W	44-21	at Washington	31,170
N-20	W	42-0	NY Bulldogs	22,165
N-27	W	34-17	Pittsburgh	22,191
D-04	W	24-3	at NY Giants	25,446
D-11	W	17-3	New York Giants	21,022
NFL CHAMPIONSHIP				
D-18	W	14-0	at LA Rams	22,245

1948 NFL CHAMPIONS
Record: 9-2-1 1st in Eastern
Head Coach: Greasy Neale

Date	W/L	Score	Opponent	Att.
S-24	L	14-21	at Chi. Cardinals	24,159
O-03	T	28-28	at LA Rams	24,597
O-10	W	45-0	New York Giants	22,804
O-17	W	45-0	at Washington	35,580
O-24	W	12-7	Chicago Bears	36,227
O-31	W	34-7	at Pittsburgh	32,859
N-07	W	35-14	at NY Giants	24,983
N-14	W	45-0	Boston Yanks	22,958
N-21	W	42-21	Washington	36,254
N-28	W	17-0	Pittsburgh	22,001
D-05	L	14-37	at Boston	9,652
D-12	W	45-21	Detroit	15,322
NFL CHAMPIONSHIP				
D-19	W	7-0	Chicago Cardinals	28,864

1947
Record: 8-4 1st in Eastern
Head Coach: Greasy Neale

Date	W/L	Score	Opponent	Att.
S-28	W	45-42	Washington	35,406
O-05	W	23-0	NY Giants	29,823
O-12	L	7-40	at Chicago Bears	34,338
O-19	L	24-35	at Pittsburgh	33,538
O-26	W	14-7	LA Rams	36,364
N-02	W	38-14	at Washington	36,591
N-09	W	41-24	at NY Giants	29,016
N-16	W	32-0	Boston Yanks	26,498
N-23	L	14-21	at Boston Yanks	15,628
N-30	W	21-0	Pittsburgh	37,218
D-07	L	21-45	Chicago Cardinals	32,322
D-14	W	28-14	Green Bay	24,216
NFC DIVISIONAL PLAYOFF				
D-21	W	21-0	at Pittsburgh	35,729
NFL CHAMPIONSHIP				
D-28	L	21-28	at Chicago Cardinals	30,759

1946
Record: 6-5 2nd in Eastern
Head Coach: Greasy Neale

Date	W/L	Score	Opponent	Att.
S-29	W	25-14	at LA Rams	30,500
O-06	W	49-25	Boston Yanks	33,986
O-13	L	7-19	Green Bay	36,127
O-20	L	14-21	at Chicago Bears	41,221
O-27	W	28-24	at Washington	33,691
N-03	W	24-14	NY Giants	40,059
N-10	L	17-45	at NY Giants	60,874
N-17	L	7-10	at Pittsburgh	38,882
N-24	L	10-27	Washington	36,633
D-01	W	10-7	Pittsburgh	29,943
D-08	W	40-14	at Boston Yanks	29,555

1945
Record: 7-3 2nd in Eastern
Head Coach: Greasy Neale

Date	W/L	Score	Opponent	Att.
O-07	W	21-6	Chicago Cardinals	25,581
O-14	L	24-28	at Detroit	22,580
O-21	L	14-24	at Washington	35,550
O-28	W	28-14	Cleveland Rams	38,149
N-04	W	45-3	at Pittsburgh	23,018
N-11	W	38-17	NY Giants	30,047
N-18	W	30-6	Pittsburgh	23,838
N-24	W	16-0	Washington	37,306
D-02	L	21-28	at NY Giants	45,372
D-09	W	35-7	Boston Yanks	27,905

YEAR-BY-YEAR RESULTS

1944
Record: 7-1-2 2nd in Eastern
Head Coach: Greasy Neale

Date	W/L	Score	Opponent	Att.
S-26	W	28-7	at Boston Yanks	25,061
O-08	T	31-31	Washington	32,549
O-22	W	38-0	Boston Yanks	24,638
O-29	W	24-17	at NY Giants	42,639
N-05	W	21-7	at Brooklyn Dodgers	15,289
N-12	T	21-21	NY Giants	33,248
N-19	W	37-7	at Washington	35,540
N-26	L	7-28	Chicago Bears	34,035
D-03	W	34-0	Brooklyn Dodgers	13,467
D-10	W	26-13	Cleveland Rams	24,123

1943 "STEAGLES"
Record: 5-4-1 3rd in Eastern
Greasy Neale & Walt Kiesling

Date	W/L	Score	Opponent	Att.
O-02	W	17-0	Brooklyn Dodgers	11,131
O-09	W	28-14	NY Giants	15,340
O-17	L	21-48	at Chicago Bears	21,744
O-24	L	14-42	at NY Giants	42,681
O-31	W	34-13	Chi. Cardinals (Pitt)	16,351
N-07	T	14-14	Washington	28,893
N-14	L	7-13	at Brooklyn Dodgers	7,614
N-21	W	35-34	Detroit (Pitt.)	23,338
N-28	W	27-14	at Washington	35,826
D-05	L	28-38	Green Bay	34,294

1942
Record: 2-9 5th in Eastern
Head Coach: Greasy Neale

Date	W/L	Score	Opponent	Att.
S-13	W	24-14	at Pittsburgh	13,349
S-20	L	14-24	at Cleveland Rams (Akron, OH)	6,434
S-27	L	14-35	Brooklyn Dodgers (Buffalo, NY)	5,286
O-04	L	10-14	Washington	15,500
O-11	L	17-35	at NY Giants	28,264
O-18	L	0-14	Pittsburgh	12,500
O-25	L	14-45	at Chicago Bears	15,372
N-01	L	27-30	at Washington	32,658
N-08	L	0-14	NY Giants	13,600
N-15	W	14-7	at Brooklyn Dodgers	3,858
N-29	L	0-7	Green Bay	13,700

1941
Record: 2-8-1 4th in Eastern
Head Coach: Greasy Neale

Date	W/L	Score	Opponent	Att.
S-13	L	0-24	NY Giants	25,478
S -21	W	10-7	at Pittsburgh	12,893
S-27	L	13-24	Brooklyn Dodgers	16,341
O-12	L	0-16	at NY Giants	30,842
O-19	L	17-21	Washington	19,071
O-26	W	21-14	Chicago Cardinals	12,683
N-02	L	6-15	at Brooklyn Dodgers	15,899
N-09	T	7-7	Pittsburgh	15,601
N-16	L	17-21	at Detroit	16,306
N-30	L	14-49	Chicago Bears	32,608
D-07	L	14-20	at Washington	27,102

1940
Record: 1-10 5th in Eastern
Head Coach: Bert Bell

Date	W/L	Score	Opponent	Att.
S-15	L	20-27	at Green Bay	11,657
S-22	L	13-21	at Cleveland Rams	15,941
S-28	L	14-20	NY Giants	26,431
O-04	L	17-30	at Brooklyn Dodgers	24,008
O-13	L	7-17	at NY Giants	30,317
O-20	L	17-34	Washington	25,062
O-26	L	7-21	Brooklyn Dodgers	6,500
N-10	L	3-7	at Pittsburgh	9,556
N-17	L	0-21	Detroit	6,327
N-28	W	7-0	Pittsburgh	4,200
D-01	L	6-13	at Washington	25,838

1939
Record: 1-9-1 T-4th in Eastern
Head Coach: Bert Bell

Date	W/L	Score	Opponent	Att.
S-17	L	0-7	Washington	33,258
S-24	L	3-13	NY Giants	30,600
O-01	T	0-0	Brooklyn Dodgers	1,880
O-15	L	10-27	at NY Giants	34,471
O-22	L	14-23	at Brooklyn Dodgers	13,057
N-05	L	6-7	at Washington	20,444
N-12	L	16-23	Green Bay	23,000
N-19	L	14-27	at Chicago Bears	21,398
N-23	W	17-14	Pittsburgh	20,000
N-26	L	12-24	at Pittsburgh	8,788
D-03	L	13-35	at Cleveland Rams (Col. Springs, CO)	9,189

1938
Record: 5-6 4th in Eastern
Head Coach: Bert Bell

Date	W/L	Score	Opponent	Att.
S-11	L	23-26	Washington	20,000
S-16	W	27-7	at Pittsburgh (Buffalo, NY)	19,749
S-25	W	14-10	NY Giants	20,000
O-02	L	6-28	Chicago Bears	NA
O-16	L	7-17	at NY Giants	33,187
O-23	L	14-20	at Washington	3,000
O-26	W	7-0	at Chicago Cardinals (Erie, PA)	15,000
N-06	L	7-10	Brooklyn Dodgers	12,000
N-13	L	14-32	at Brooklyn Dodgers	13,052
N-20	W	14-7	Pittsburgh Pirates (Charleston, WV)	6,500
D-04	W	21-7	at Detroit	19,000

1937
Record: 2-8-1 5th in Eastern
Head Coach: Bert Bell

Date	W/L	Score	Opponent	Att.
S-05	L	14-27	at Pittsburgh	8,588
S-10	L	7-13	Brooklyn Dodgers	5,221
S-21	L	3-21	Cleveland Rams	3,107
S-28	T	6-6	Chicago Cardinals	3,912
O-03	L	7-16	NY Giants	4,878
O-10	W	14-0	at Washington	7,320
O-17	L	0-21	at NY Giants	20,089
O-24	L	7-10	Washington	6,580
O-31	L	7-16	at Pittsburgh Pirates	2,772
N-07	W	14-10	at Brooklyn Dodgers	8,373
N-14	L	7-37	at Green Bay	13,340

1936
Record: 1-11 5th in Eastern
Head Coach: Bert Bell

Date	W/L	Score	Opponent	Att.
S-13	W	10-7	NY Giants	20,000
S-20	L	3-26	Boston Redskins	20,000
S-27	L	0-17	Chicago Bears	25,000
O-04	L	0-18	at Brooklyn Dodgers	NA
O-11	L	0-23	Detroit	15,000
O-14	L	0-17	at Pittsburgh	10,042
O-18	L	7-17	at Boston Redskins	4,000
O-25	L	17-21	at NY Giants	15,000
N-05	L	0-6	Pittsburgh (Johnstown, PA)	NA
N-08	L	0-13	at Chicago Cardinals	1,500
N-22	L	7-28	Chicago Bears	NA
N-29	L	7-13	Brooklyn Dodgers	NA

1935
Record: 2-9 5th in Eastern
Head Coach: Lud Wray

Date	W/L	Score	Opponent	Att.
S-13	L	7-17	Pittsburgh	NA
S-20	L	0-35	at Detroit	12,000
O-09	W	17-6	at Pittsburgh	6,271
O-13	L	0-39	Chicago Bears	NA
O-27	L	6-17	at Brooklyn Dodgers	NA
N-03	W	7-6	at Boston Redskins	10,000
N-05	L	0-3	Brooklyn Dodgers	NA
N-10	L	3-12	at Chicago Cardinals	6,000
N-24	L	0-10	at NY Giants	NA
D-01	L	14-21	NY Giants	NA
D-08	L	6-13	Green Bay	4,000

1934
Record: 4-7 T-3rd in Eastern
Head Coach: Lud Wray

Date	W/L	Score	Opponent	Att.
S-16	L	6-19	at Green Bay	5,000
S-26	W	17-0	at Pittsburgh	NA
O-07	L	7-9	Pittsburgh	NA
O-14	L	0-10	Detroit	9,860
O-21	L	0-6	at Boston Redskins	10,344
O-28	L	0-17	at NY Giants	NA
N-06	W	64-0	Cincinnati Reds	NA
N-11	L	7-10	Brooklyn Dodgers	NA
N-18	L	7-14	Boston Redskins	8,500
N-25	W	13-0	at Brooklyn Dodgers	NA
D-03	W	6-0	NY Giants	12,471

1933
Record: 3-5-1 4th in Eastern
Head Coach: Lud Wray

Date	W/L	Score	Opponent	Att.
O-15	L	0-56	at NY Giants	NA
O-18	L	0-25	Portsmouth Spartans	1,750
O-29	L	9-35	at Green Bay	3,007
N-05	W	6-0	at Cincinnati Reds	NA
N-12	T	3-3	Chicago Bears	17,850
N-19	W	25-6	Pittsburgh	6,000
N-26	W	20-3	Cincinnati Reds	NA
D-03	L	0-10	Green Bay	9,500
D-10	L	14-20	NY Giants	18,000

ALL-TIME PRESEASON RESULTS

2016 (4-0)

A11	Tampa Bay	W, 17-9
A18	at Pittsburgh	W, 17-0
A27	at Indianapolis	W, 33-23
S1	NY Jets	W, 14-6

2015 (3-1)

A16	Indianapolis	W, 36-10
A22	Baltimore	W, 40-17
A29	at Green Bay	W, 39-26
S3	at NY Jets	L, 18-24

2014 (2-2)

A8	at Chicago	L, 28-34
A15	at New England	L, 35-42
A21	Pittsburgh	W, 31-21
A28	NY Jets	W, 37-7

2013 (2-2)

A9	New England	L, 22-31
A15	Carolina	W, 14-9
A24	at Jacksonville	W, 31-24
A29	at NY Jets	L, 20-27

2012 (4-0)

A9	Pittsburgh	W, 24-23
A20	at New England	W, 27-17
A24	at Cleveland	W, 27-10
A30	NY Jets	W, 28-10

2011 (3-1)

A11	Baltimore	W, 13-6
A18	at Pittsburgh	L, 14-24
A25	Cleveland	W, 24-14
S1	at NY Jets	W, 24-14

2010 (2-2)

A13	Jacksonville	W, 28-27
A20	at Cincinnati	L, 9-22
A27	at Kansas City	W, 20-17
S2	NY Jets	L, 17-21

2009 (1-3)

A13	New England	L, 25-27
A20	at Indianapolis	L, 15-23
A27	Jacksonville	W, 33-32
S3	at NY Jets	L, 27-38

2008 (2-2)

A8	at Pittsburgh	L, 10-16
A14	Carolina	W, 24-13
A22	at New England	W, 27-17
A28	NY Jets	L, 20-27

2007 (1-3)

A13	at Baltimore	L, 3-29
A17	Carolina	W, 27-10
A26	at Pittsburgh	L, 13-27
A30	NY Jets	L, 11-13

2006 (2-3)

A6	Oakland (at Canton, OH)	L, 10-16
A10	Cleveland	W, 20-7
A17	at Baltimore	L, 10-20
A25	Pittsburgh	W, 16-7
S1	at NY Jets	L, 17-20

2005 (2-2)

A15	at Pittsburgh	L, 31-38
A20	at Baltimore	W, 20-14
A26	Cincinnati	W, 27-17
S1	NY Jets	L, 14-37

2004 (1-3)

A13	at New England	L, 6-24
A20	Baltimore	W, 26-17
A26	Pittsburgh	L, 21-27
S3	at NY Jets	L, 27-28

2003 (2-2)

A11	at New Orleans	W, 27-17
A16	at Pittsburgh	W, 21-16
A22	New England	L, 12-24
A28	NY Jets	L, 9-17

2002 (1-3)

A10	Green Bay	W, 20-13
A17	at New England	L, 15-16
A23	Baltimore	L, 12-13
A30	at NY Jets	L, 16-23

2001 (2-1)

A13	Baltimore	Canceled
A18	at Buffalo	L, 3-6
A23	at Tennessee	W, 20-14
A30	NY Jets	W, 13-12

2000 (1-3)

J30	at Cleveland	L 22-33
A5	at Baltimore	L 13-16
A18	Tennessee	W, 34-32
A24	Buffalo	L, 12-16

1999 (1-3)

A 12	Baltimore	L, 7-10
A 20	at NY Jets	L, 9-10
A 26	at Minnesota	L, 13-17
S 2	Cleveland	W, 30-17

1998 (1-3)

A6	NY Jets	L, 15-29
A14	Pittsburgh	W, 21-17
A24	at Baltimore	L, 6-23
A29	at New England	L, 7-24

1997 (1-3)

A2	at NY Jets	L, 17-31
A11	at Pittsburgh	L, 26-42
A16	Baltimore	W, 24-13
A21	New England	L, 14-28

1996 (2-2)

A3	at Baltimore	L, 9-17
A8	NY Jets	W, 30-16
A18	at New England	L, 10-37
A23	Pittsburgh	W, 20-19

1995 (4-0)

A5	Atlanta	W, 25-17
A12	NY Jets (at Jackson, MS)	W, 13-10
A17	New England	W, 31-7
A24	at Pittsburgh	W, 16-6

1994 (1-3)

A5	at Chicago	L, 6-12
A13	NY Jets	L, 24-34
A20	Cincinnati	W, 17-7
A26	at Atlanta	L, 12-20

1993 (3-2)

A1	New Orleans (at Tokyo, Japan)	L, 16-28
A8	Chicago	W, 13-9
A13	at NY Jets	W, 24-13
A21	Atlanta	W, 37-20
A27	at Cincinnati	L, 3-23

1992 (2-3)

A1	NY Jets (at Canton, OH)	L, 14-41
A8	at Pittsburgh	W, 35-33
A15	Cincinnati	W, 27-17
A23	at Atlanta	L, 10-20
A27	NY Jets	L, 13-22

1991 (4-1)

J28	Buffalo (at London, England)	L, 13-17
A3	at NY Jets	W, 24-10
A10	at Cincinnati	W, 29-24
A17	Pittsburgh	W, 21-20
A23	Indianapolis	W, 23-21

ALL-TIME PRESEASON RESULTS

1990 (2-2)

A11	NY Jets	L, 6-17
A18	Miami	W 23-14
A27	at Indianapolis	W, 17-16
S1	at Pittsburgh	L, 10-20

1989 (4-1)

A6	Cleveland (at London, England)	W, 17-13
A12	Atlanta	W, 23-17
A20	NY Jets (at Raleigh, NC)	L, 10-19
A26	Pittsburgh	W, 38-14
S2	at Miami	W 20-10

1988 (2-2)

A6	NY Jets	W, 23-12
A14	at Pittsburgh	L, 16-21
A20	New England	L, 21-24
A25	at Detroit	W, 27-9

1987 (1-3)

A15	at NY Jets	L, 10-13
A23	at New England	W, 19-13
A29	Miami	L, 3-35
S3	Detroit	L, 3-36

1986 (1-3)

A8	at Detroit	W, 17-9
A16	at San Diego	L, 38-45
A23	Miami	L, 15-20
A28	NY Jets	L, 30-37

1985 (3-1)

A10	at NY Jets	W, 37-17
A17	at Cleveland	L, 14-28
A23	LA Rams (at Columbus, OH)	W, 14-12
A29	Detroit	W, 20-16

1984 (2-2)

A4	at Detroit	L, 14-17
A11	at Pittsburgh	L, 17-20
A18	at Minnesota	W, 31-10
A23	Cleveland	W, 20-19

1983 (3-1)

A5	Detroit	W, 21-17
A13	at San Diego	W, 21-20
A20	at Green Bay	W, 27-14
A25	Pittsburgh	L, 3-10

1982 (1-3)

A14	at Tampa Bay	L, 7-35
A20	New England	W, 14-7
A27	at Atlanta	L, 21-24
S4	at Pittsburgh	L, 24-27

1981 (2-2)

A6	at Houston	L, 10-13
A15	Pittsburgh	W, 36-20
A23	New Orleans (at Syracuse, NY)	W, 37-7
A29	at NY Jets	L, 3-14

1980 (3-1)

A9	at Buffalo	W, 24-9
A15	NY Jets	W, 28-13
A24	at New England	W, 23-17
A30	at Oakland	L, 23-24

1979 (1-3)

A3	at Baltimore	L, 14-17
A9	at Kansas City	L, 21-24
A17	Baltimore	W, 31-17
A24	at Miami	L, 13-14

1978 (4-1)

J29	Miami (at Canton, OH)	W, 17-3
A5	New Orleans (at Mexico City)	L, 7-14
A14	at Houston	W, 28-10
A19	at Atlanta	W, 24-7
A25	NY Jets	W, 14-0

1977 (3-3)

A5	at NY Jets	W, 21-3
A13	at LA Rams	L, 3-20
A22	New England	W, 21-10
A28	Denver	W, 28-24
S2	at Pittsburgh	L, 13-21
S9	at Green Bay	L, 16-24

1976 (0-6)

J31	at San Diego	L, 7-20
A9	Pittsburgh	L, 7-14
A14	at Miami	L,16-24
A23	Cleveland	L,17-21
A28	at Minnesota	L,16-20
S5	at New England	L, 7-20

1975 (3-3)

A9	at San Diego	L, 7-20
A16	Pittsburgh	L, 7-14
A22	at Miami	L,16-24
A28	Cleveland	L,17-21
S6	at Minnesota	L,16-20
S13	at New England	L, 7-20

ALL-TIME PLAYOFF RESULTS

Date	Playoff	Opponent	Result		Site	Attendance	Head Coach
Sun., Dec. 21, 1947	NFL Divisional	Pittsburgh Steelers	W	21-0	Pittsburgh	35,729	Greasy Neale
Sun., Dec. 28, 1947	NFL Championship	Chicago Cardinals	L	21-28	Chicago	30,759	Greasy Neale
Sun., Dec. 19, 1948	NFL Championship	Chicago Cardinals	W	7-0	Philadelphia	36,309	Greasy Neale
Sun., Dec. 18, 1949	NFL Championship	Los Angeles Rams	W	14-0	Los Angeles	27,980	Greasy Neale
Mon., Dec. 26, 1960	NFL Championship	Green Bay Packers	W	17-13	Philadelphia	67,325	Buck Shaw
Sun., Dec. 24, 1978	NFC Wild Card	Atlanta Falcons	L	13-14	Atlanta	49,447	Dick Vermeil
Sun., Dec. 23, 1979	NFC Wild Card	Chicago Bears	W	27-17	Philadelphia	69,397	Dick Vermeil
Sat., Dec. 29, 1979	NFC Divisional	Tampa Bay Buccaneers	L	17-24	Tampa Bay	71,402	Dick Vermeil
Sat., Jan. 3, 1981	NFC Divisional	Minnesota Vikings	W	31-16	Philadelphia	68,434	Dick Vermeil
Sun., Jan. 11, 1981	NFC Championship	Dallas Cowboys	W	20-7	Philadelphia	70,696	Dick Vermeil
Sun., Jan. 25, 1981	Super Bowl 15	Oakland Raiders	L	10-27	New Orleans	75,500	Dick Vermeil
Sun., Dec. 27, 1981	NFC Wild Card	New York Giants	L	21-27	Philadelphia	71,611	Dick Vermeil
Sat., Dec. 31, 1988	NFC Divisional	Chicago Bears	L	12-20	Chicago	65,534	Buddy Ryan
Sun., Dec. 31, 1989	NFC Wild Card	Los Angeles Rams	L	7-21	Philadelphia	57,869	Buddy Ryan
Sun., Jan. 5, 1991	NFC Wild Card	Washington Redskins	L	6-20	Philadelphia	65,287	Buddy Ryan
Sun., Jan. 3, 1993	NFC Wild Card	New Orleans Saints	W	36-20	New Orleans	68,893	Rich Kotite
Sun., Jan. 10, 1993	NFC Divisional	Dallas Cowboys	L	10-34	Dallas	63,721	Rich Kotite
Sat., Dec. 30, 1995	NFC Wild Card	Detroit Lions	W	58-37	Philadelphia	66,099	Ray Rhodes
Sun., Jan. 7, 1996	NFC Divisional	Dallas Cowboys	L	11-30	Dallas	64,371	Ray Rhodes
Sun., Dec. 29, 1996	NFC Wild Card	San Francisco 49ers	L	0-14	San Francisco	56,460	Ray Rhodes
Sun., Dec. 31, 2000	NFC Wild Card	Tampa Bay Buccaneers	W	21-3	Philadelphia	65,813	Andy Reid
Sun., Jan. 7, 2001	NFC Divisional	New York Giants	L	10-20	New York	78,765	Andy Reid
Sat., Jan. 12, 2002	NFC Wild Card	Tampa Bay Buccaneers	W	31-9	Philadelphia	65,847	Andy Reid
Sat., Jan. 19, 2002	NFC Divisional	Chicago Bears	W	33-19	Chicago	66,944	Andy Reid
Sun., Jan. 27, 2002	NFC Championship	St. Louis Rams	L	24-29	St. Louis	66,502	Andy Reid
Sat., Jan. 11, 2003	NFC Divisional	Atlanta Falcons	W	20-6	Philadelphia	66,452	Andy Reid
Sun., Jan. 19, 2003	NFC Championship	Tampa Bay Buccaneers	L	10-27	Philadelphia	66, 713	Andy Reid
Sun., Jan. 11, 2004	NFC Divisional	Green Bay Packers	W	20-17 ot	Philadelphia	67,707	Andy Reid
Sun., Jan. 18, 2004	NFC Championship	Carolina Panthers	L	3-14	Philadelphia	67,862	Andy Reid
Sun., Jan. 16, 2005	NFC Divisional	Minnesota Vikings	W	27-14	Philadelphia	67,722	Andy Reid
Sun., Jan. 23, 2005	NFC Championship	Atlanta Falcons	W	27-10	Philadelphia	67,717	Andy Reid
Sun., Feb. 6, 2005	Super Bowl 39	New England Patriots	L	21-24	Jacksonville	78,125	Andy Reid
Sun., Jan. 7, 2007	NFC Wild Card	New York Giants	W	23-20	Philadelphia	69,094	Andy Reid
Sat., Jan. 13, 2007	NFC Divisional	New Orleans Saints	L	24-27	New Orleans	70,001	Andy Reid
Sun., Jan. 4, 2009	NFC Wild Card	Minnesota Vikings	W	26-14	Minneapolis	61,746	Andy Reid
Sun., Jan. 11, 2009	NFC Divisional	New York Giants	W	23-11	New York	79,193	Andy Reid
Sun., Jan. 18, 2009	NFC Championship	Arizona Cardinals	L	25-32	Glendale	70,650	Andy Reid
Sat., Jan. 9, 2010	NFC Wild Card	Dallas Cowboys	L	14-34	Dallas	92,951	Andy Reid
Sun., Jan. 9, 2011	NFC Wild Card	Green Bay Packers	L	16-21	Philadelphia	69,144	Andy Reid
Sat., Jan. 4, 2014	NFC Wild Card	New Orleans	L	24-26	Philadelphia	69,144	Chip Kelly

TEAM-BY-TEAM RESULTS

Arizona Cardinals

Overall: 55-59-5 **Home:** 28-28-3 **Away:** 27-31-2 **Playoffs:** 1-2
At Lincoln Financial Field: 2-2 **At University of Phoenix Stadium:** 0-3

Date	Site	Result	Score
N-10-35	Chi	L	3-12
N-08-36	Chi	L	0-13
S-28-37	Phila	T	6-6
O-26-38	Erie, PA	W	7-0
O-26-41	Phila	W	21-14
O-07-45	Phila	W	21-6
D-07-47	Phila	L	21-45
D-28-47	c Chi	L	21-28
S-24-48	Chi	L	14-21
D-19-48	c Phila	W	7-0
O-08-49	Phila	W	28-3
S-24-50	Chi	W	45-7
N-19-50	Phila	L	10-14
S-30-51	Chi	W	17-14
N-16-52	Phila	W	10-7
N-30-52	Chi	L	22-28
O-25-53	Chi	W	56-17
N-21-53	Phila	W	38-0
O-03-54	Chi	W	35-16
N-07-54	Phila	W	30-14
O-23-55	Chi	T	24-24
D-04-55	Phila	W	27-3
O-21-56	Phila	L	6-20
N-04-56	Chi	L	17-28
N-03-57	Chi	W	38-21
D-14-57	Phila	L	27-31
N-02-58	Chi	T	21-21
N-16-58	Phila	W	49-21
O-25-59	Minn	W	28-24
N-15-59	Phila	W	27-17
O-09-60	Phila	W	31-27
D-04-60	StL	W	20-6
O-01-61	Phila	L	27-30
O-15-61	StL	W	20-7
S-16-62	Phila	L	21-27
D-16-62	StL	L	35-45
S-22-63	Phila	L	24-28
D-08-63	StL	L	14-38
N-22-64	Phila	L	13-38
D-13-64	StL	L	34-36

Date	Site	Result	Score
S-19-65	Phila	W	34-27
N-28-65	StL	W	28-24
S-11-66	StL	L	13-16
O-02-66	Phila	L	10-41
O-22-67	StL	L	14-48
N-03-68	Phila	L	17-45
N-23-69	StL	W	34-30
O-18-70	Phila	L	20-35
N-29-70	StL	L	14-23
N-21-71	StL	W	37-20
D-12-71	Phila	W	19-7
N-05-72	Phila	T	6-6
D-17-72	StL	L	23-24
S-16-73	Phila	L	23-34
O-14-73	StL	W	27-24
S-15-74	StL	L	3-7
N-17-74	Phila	L	3-13
O-19-75	StL	L	20-31
N-09-75	Phila	L	23-24
O-10-76	StL	L	14-33
N-07-76	Phila	L	14-17
O-16-77	Phila	L	17-21
N-20-77	StL	L	16-21
O-29-78	Phila	L	10-16
N-26-78	StL	W	14-10
O-14-79	StL	W	24-20
N-18-79	Phila	W	16-13
S-28-80	StL	L	14-24
D-14-80	Phila	W	17-3
N-08-81	StL	W	52-10
D-20-81	Phila	W	38-0
D-05-82	Phila	L	20-23
S-25-83	Phila	L	11-14
D-18-83	StL	L	7-31
O-28-84	Phila	L	14-34
N-25-84	StL	L	16-17
O-13-85	Phila	W	30-7
N-17-85	StL	W	24-14
N-02-86	StL	L	10-13
D-07-86	Phila	T	(OT) 10-10

Date	Site	Result	Score
N-01-87	StL	W	28-23
N-22-87	Phila	L	19-31
N-27-88	Phila	W	31-21
D-10-88	Phx	W	23-17
O-15-89	Phx	W	17-5
D-24-89	Phila	W	31-14
S-16-90	Phila	L	21-23
D-29-90	Phx	W	23-21
S-08-91	Phila	L	10-26
N-24-91	Phx	W	34-14
S-13-92	Phx	W	31-14
O-25-92	Phila	W	7-3
S-05-93	Phila	W	23-17
N-07-93	Phx	L	3-16
N-06-94	Phila	W	17-7
N-20-94	Arz	L	6-12
S-10-95	Arz	W	31-19
D-17-95	Phila	W	21-20
N-24-96	Arz	L	30-36
D-22-96	Phila	W	29-19
O-19-97	Phila	W	(OT) 13-10
N-02-97	Arz	L	21-31
S-20-98	Arz	L	3-17
D-13-98	Phila	L	(OT) 17-20
S-12-99	Phila	L	24-25
D-05-99	Arz	L	17-21
O-15-00	Arz	W	33-14
N-19-00	Phila	W	34-9
O-07-01	Phila	L	20-21
N-04-01	Arz	W	21-7
N-17-02	Phila	W	38-14
D-24-05	Arz	L	21-27
N-27-08	Phila	W	48-20
J-18-09	c Arz	L	25-32
N-13-11	Phila	L	17-21
S-23-12	Arz	L	6-27
D-01-13	Phila	W	24-21
O-26-14	Arz	L	20-24
D-20-15	Phila	L	17-40

Note: franchise in Chicago prior to 1960 and St. Louis from 1960-87; changed its name from Phoenix to Arizona in 1994.
c - NFL Championship in 1947 and 1948, NFC Championship in 2009

TEAM-BY-TEAM RESULTS

Atlanta Falcons

Overall: 17-14-1 **Home:** 9-6-1 **Away:** 8-8-0 **Playoffs:** 2-1
At Lincoln Financial Field: 4-1 **At Georgia Dome:** 3-6

Date	Site	Result	Score
S-18-66	Phila	W	23-10
O-08-67	Atl	W	38-7
D-14-69	Phila	L	3-27
N-15-70	Phila	T	13-13
N-11-73	Phila	L	27-44
O-03-76	Atl	W	14-13
D-24-78 w	Atl	L	13-14
S-10-79	Phila	L	10-14
D-07-80	Phila	L	17-20
O-05-81	Phila	W	16-13
O-02-83	Atl	W	28-24
D-16-84	Atl	L	10-26
N-10-85	Phila	W (OT)	23-17
O-05-86	Atl	W	16-0
O-30-88	Phila	L	24-27
N-18-90	Atl	W	24-23
N-27-94	Atl	L	21-28
S-22-96	Atl	W	33-18
D-14-97	Atl	L	17-20
S-13-98	Atl	L	12-17
O-01-00	Phila	W	38-10
J-11-03 d	Phila	W	20-6
N-02-03	Atl	W	23-16
J-23-05 c	Phila	W	27-10
S-12-05	Atl	L	10-14
D-31-06	Phila	W	24-17
O-26-08	Phila	W	27-14
D-6-09	Atl	W	34-7
O-17-10	Phila	W	31-17
S-18-11	Atl	L	31-35
O-28-12	Phila	L	17-30
S-14-15	Atl	L	24-26

Baltimore Ravens

Overall: 2-1-1 **Home:** 2-0-0 **Away:** 0-1-1 **Playoffs:** 0-0
At Lincoln Financial Field: 2-0 **At M&T Bank Stadium:** 0-1

Date	Site	Result	Score
N-16-97	Bal	T (OT)	10-10
O-31-04	Phila	W	15-10
N-23-08	Bal	L	7-36
S-16-12	Phila	W	24-23

Buffalo Bills

Overall: 7-6-0 **Home:** 4-2-0 **Away:** 3-4-0 **Playoffs:** 0-0
At Lincoln Financial Field: 2-0 **At Ralph Wilson Stadium:** 3-4

Date	Site	Result	Score
O-07-73	Buf	L	26-27
S-17-81	Buf	W	20-14
O-07-84	Buf	W	27-17
O-27-85	Phila	W	21-17
D-27-87	Phila	W	17-7
D-02-90	Buf	L	23-30
D-12-93	Phila	L	7-10
N-10-96	Phila	L	17-24
S-26-99	Buf	L	0-26
S-28-03	Buf	W	23-13
D-30-07	Phila	W	17-9
O-09-11	Buf	L	24-31
D-13-15	Phila	W	23-20

Carolina Panthers

Overall: 6-4-0 **Home:** 4-2-0 **Away:** 2-2-0 **Playoffs:** 0-1
At Lincoln Financial Field: 3-2 **At Bank of America Stadium:** 2-2

Date	Site	Result	Score
O-27-96	Phila	W	20-9
N-07-99	Car	L	7-33
N-30-03	Car	W	25-16
J-18-04 c	Phila	L	3-14
O-17-04	Phila	W	30-8
D-04-06	Phila	W	27-24
S-13-09	Car	W	38-10
N-26-12	Phila	L	22-30
N-10-14	Phila	W	45-21
O-25-15	Car	L	16-27

TEAM-BY-TEAM RESULTS

Chicago Bears

Overall: 12-30-1 **Home:** 7-13-1 **Away:** 5-17-0 **Playoffs:** 2-1
At Lincoln Financial Field: 1-2 **At Soldier Field:** 4-8

Date	Site	Result	Score	Date	Site	Result	Score	Date	Site	Result	Score
N-12-33	Phila	T	3-3	N-05-61	Phila	W	16-14	S-12-94	Phila	W	30-22
O-13-35	Phila	L	0-39	O-27-63	Chi	L	7-16	D-24-95	Chi	L	14-20
S-27-36	Phila	L	0-17	O-20-68	Phila	L	16-29	O-17-99	Chi	W	20-16
N-22-36	Phila	L	7-28	S-27-70	Chi	L	16-20	O-22-00	Phila	W	13-9
O-02-38	Phila	L	6-28	D-10-72	Phila	L	12-21	J-19-02	d Chi	W	33-19
N-19-39	Chi	L	14-27	S-28-75	Chi	L	13-15	N-03-02	Chi*	W	19-13
N-30-41	Phila	L	14-49	D-23-79	f Phila	W	27-17	O-03-04	Chi	W	19-9
O-25-42	Chi	L	14-45	O-26-80	Phila	W	17-14	O-21-07	Phila	L	16-19
O-17-43	Chi	L	21-48	O-23-83	Phila	L	6-7	S-28-08	Chi	L	20-24
N-26-44	Phila	L	7-28	N-13-83	Chi	L	14-17	N-22-09	Chi	W	24-20
O-20-46	Chi	L	14-21	S-14-86	Chi	L	(OT) 10-13	N-28-10	Chi	L	26-31
O-12-47	Chi	L	7-40	O-04-87	Phila	L	3-35	N-07-11	Phila	L	24-30
O-24-48	Phila	W	12-7	D-31-88	d Chi	L	12-20	D-22-13	Phila	W	54-11
O-16-49	Chi	L	21-38	O-02-89	Chi	L	13-27				
D-11-55	Chi	L	10-17	O-10-93	Phila	L	6-17				

*Game played in Champaign, IL

Cincinnati Bengals

Overall: 3-8-1 **Home:** 3-5-0 **Away:** 0-3-1 **Playoffs:** 0-0
At Lincoln Financial Field: 0-2 **At Paul Brown Stadium:** 0-0-1

Date	Site	Result	Score	Date	Site	Result	Score	Date	Site	Result	Score
S-19-71	Cin	L	14-37	S-11-88	Phila	L	24-28	D-24-00	Phila	W	16-7
D-07-75	Phila	L	0-31	N-17-91	Phila	W	17-10	J-02-05	Phila	L	10-38
O-28-79	Cin	L	13-37	D-24-94	Cin	L	30-33	N-16-08	Cin	T	(OT) 13-13
N-21-82	Phila	L	14-18	N-30-97	Phila	W	44-42	D-13-12	Phila	L	13-34

Cleveland Browns

Overall: 16-31-1 **Home:** 9-13-0 **Away:** 7-18-1 **Playoffs:** 0-0
At Lincoln Financial Field: 1-0 **At Cleveland Browns Stadium:** 3-0

Date	Site	Result	Score	Date	Site	Result	Score	Date	Site	Result	Score
S-16-50	Phila	L	10-35	N-23-58	Cle	L	14-28	N-13-66	Cle	L	7-27
D-03-50	Cle	L	7-13	D-07-58	Phila	L	14-21	D-11-66	Phila	W	33-21
N-11-51	Cle	L	17-20	N-08-59	Cle	L	7-28	D-17-67	Phila	W	28-24
D-16-51	Phila	L	9-24	D-13-59	Phila	L	21-28	N-24-68	Cle	L	13-47
O-19-52	Phila	L	7-49	S-25-60	Phila	L	24-41	S-21-69	Phila	L	20-27
N-23-52	Cle	W	28-20	O-23-60	Cle	W	31-29	S-24-72	Phila	L	17-27
O-10-53	Cle	L	13-37	S-17-61	Phila	W	27-20	N-14-76	Cle	L	3-24
D-13-53	Phila	W	42-27	N-19-61	Cle	L	24-45	N-04-79	Phila	L	19-24
S-26-54	Phila	W	28-10	S-30-62	Phila	W	35-7	S-19-82	Cle	W	24-21
N-21-54	Cle	L	0-6	N-04-62	Cle	T	14-14	O-16-88	Cle	L	3-19
O-09-55	Cle	L	17-21	O-20-63	Cle	L	7-37	N-10-91	Cle	W	32-30
N-13-55	Phila	W	33-17	N-03-63	Phila	L	17-23	N-13-94	Phila	L	7-26
N-18-56	Phila	L	0-16	S-27-64	Phila	L	20-28	D-10-00	Cle	W	35-24
D-02-56	Cle	L	14-17	N-29-64	Cle	L	24-38	O-24-04	Cle	W	(OT) 34-31
O-13-57	Cle	L	7-24	O-03-65	Phila	L	17-35	D-15-08	Phila	W	30-10
O-20-57	Phila	W	17-7	N-07-65	Cle	L	34-38	S-9-12	Cle	W	17-16

TEAM-BY-TEAM RESULTS

Dallas Cowboys

Overall: 50-64-0 **Home:** 27-28-0 **Away:** 23-36-0 **Playoffs:** 1-3
At Lincoln Financial Field: 5-8 **At AT&T Stadium:** 5-3

Date	Site	Result	Score
S-30-60	Dal	W	27-25
O-22-61	Dal	W	43-7
N-26-61	Phila	W	35-13
O-14-62	Dal	L	19-41
N-25-62	Phila	W	28-14
O-06-63	Phila	W	24-21
N-17-63	Dal	L	20-27
N-15-64	Dal	W	17-14
D-06-64	Phila	W	24-14
O-10-65	Dal	W	35-24
D-05-65	Phila	L	19-21
O-09-66	Dal	L	7-56
D-06-66	Phila	W	24-23
O-29-67	Phila	W	21-14
D-10-67	Dal	L	17-38
S-29-68	Phila	L	13-45
0-13-68	Dal	L	14-34
O-05-69	Phila	L	7-38
O-19-69	Dal	L	14-49
S-20-70	Phila	L	7-17
N-01-70	Dal	L	17-21
S-26-71	Phila	L	7-42
N-14-71	Dal	L	7-20
S-17-72	Dal	L	6-28
N-19-72	Phila	L	7-28
O-28-73	Phila	W	30-16
N-18-73	Dal	L	10-31
S-23-74	Phila	W	13-10
O-20-74	Dal	L	24-31
O-26-75	Phila	L	17-20
N-23-75	Dal	L	17-27
S-12-76	Dal	L	7-27
D-05-76	Phila	L	7-26
O-23-77	Phila	L	10-16
D-04-77	Dal	L	14-24
O-22-78	Dal	L	7-14
D-10-78	Phila	L	13-31
N-12-79	Dal	W	31-21
D-08-79	Phila	L	17-24
O-19-80	Phila	W	17-10
D-21-80	Dal	L	27-35
J-11-81 c	Phila	W	20-7
N-01-81	Phila	L	14-17
D-13-81	Dal	L	10-21
D-26-82	Dal	W	24-20
O-16-83	Dal	L	7-37
N-06-83	Phila	L	20-27
S-16-84	Dal	L	17-23
D-02-84	Phila	L	10-26
O-20-85	Phila	W	16-14
N-24-85	Dal	L	17-34
O-19-86	Phila	L	14-17
D-14-86	Dal	W	23-21
O-11-87	Dal	L	22-41
O-25-87	Phila	W	37-20
O-23-88	Phila	W	24-23
D-18-88	Dal	W	23-7
N-23-89	Dal	W	27-0
D-10-89	Phila	W	20-10
O-28-90	Dal	W	21-20
D-23-90	Phila	W	17-3
S-15-91	Dal	W	24-0
D-15-91	Phila	L	13-25
O-05-92	Phila	W	31-7
N-01-92	Dal	L	10-20
J-10-93 d	Dal	L	10-34
O-31-93	Phila	L	10-23
D-06-93	Dal	L	17-23
O-16-94	Dal	L	13-24
D-04-94	Phila	L	19-31
N-06-95	Dal	L	12-34
D-10-95	Phila	W	20-17
J-07-96 d	Dal	L	11-30
S-30-96	Phila	L	19-23
N-03-96	Dal	W	31-21
S-15-97	Dal	L	20-21
O-26-97	Phila	W	13-12
N-02-98	Phila	L	0-34
D-20-98	Dal	L	9-13
O-10-99	Phila	W	13-10
D-12-99	Dal	L	10-20
S-03-00	Dal	W	41-14
N-05-00	Phila	W	(OT) 16-13
S-30-01	Phila	W	40-18
N-18-01	Dal	W	36-3
S-22-02	Phila	W	44-13
D-21-02	Dal	W	27-3
O-12-03	Dal	L	21-23
D-07-03	Phila	W	36-10
N-15-04	Dal	W	49-21
D-19-04	Phila	W	12-7
O-09-05	Dal	L	10-33
N-14-05	Phila	L	20-21
O-08-06	Phila	W	38-24
D-25-06	Dal	W	23-7
N-04-07	Phila	L	17-38
D-16-07	Dal	W	10-6
S-15-08	Dal	L	37-41
D-28-08	Phila	W	44-6
N-08-09	Phila	L	16-20
J-03-10	Dal	L	0-24
J-09-10 w	Dal	L	14-34
D-12-10	Dal	W	30-27
J-02-11	Phila	L	13-14
O-30-11	Phila	W	34-7
D-24-11	Dal	W	20-7
N-11-11	Phila	L	23-38
D-2-12	Dal	L	33-38
O-20-13	Phila	L	3-17
D-29-13	Dal	W	24-22
N-27-14	Dal	W	33-10
D-14-14	Phila	L	27-38
S-20-15	Phila	L	10-20
N-8-15	Dal	W	33-27

Denver Broncos

Overall: 7-5-0 **Home:** 5-1-0 **Away:** 2-4-0 **Playoffs:** 0-0
At Lincoln Financial Field: 1-0 **At Sports Authority Field at Mile High:** 0-2

Date	Site	Result	Score
O-31-71	Phila	W	17-16
D-14-75	Den	L	10-25
S-07-80	Phila	W	27-6
S-18-83	Den	W	13-10
S-21-86	Phila	L	7-33
O-29-89	Den	W	28-24
S-20-92	Phila	W	30-0
N-12-95	Phila	W	31-13
O-04-98	Den	L	16-41
O-30-05	Den	L	21-49
D-27-09	Phila	W	30-27
S-29-13	Den	L	20-52

TEAM-BY-TEAM RESULTS

Detroit Lions

Overall: 17-14-2 **Home:** 10-9-0 **Away:** 7-5-2 **Playoffs:** 1-0
At Lincoln Financial Field: 2-1 **At Ford Field:** 2-1

Date	Site	Result	Score	Date	Site	Result	Score	Date	Site	Result	Score
O-18-33	Phila	L	0-25	N-18-51	Phila	L	10-28	N-04-84	Det	T (OT)	23-23
O-14-34	Phila	L	0-10	D-05-54	Det	T	13-13	N-16-86	Phila	L	11-13
S-20-35	Det	L	0-35	N-10-57	Phila	L	16-27	D-30-95 w	Phila	W	58-37
O-11-36	Phila	L	0-23	O-16-60	Phila	W	28-10	S-15-96	Phila	W	24-17
D-04-38	Det	W	21-7	D-17-61	Det	W	27-24	N-08-98	Phila	W	10-9
N-17-40	Phila	L	0-21	D-19-65	Phila	L	28-35	S-26-04	Det	W	30-13
N-16-41	Det	L	17-21	N-28-68	Det	W	12-0	S-23-07	Phila	W	56-21
N-21-43	Pit	W	35-34	D-05-71	Det	W	23-20	S-19-10	Det	W	35-32
O-14-45	Det	L	24-28	D-15-74	Phila	W	28-17	O-14-12	Phila	L (OT)	23-26
D-12-48	Phila	W	45-21	O-02-77	Det	L	13-17	D-8-13	Phila	W	34-20
O-03-49	Det	W	22-14	D-02-79	Phila	W	44-7	N-26-15	Det	L	14-45

Note: franchise in Portsmouth prior to 1934 and known as the Spartans

Green Bay Packers

Overall: 16-27-0 **Home:** 11-10-0 **Away:** 5-17-0 **Playoffs:** 2-1
At Lincoln Financial Field: 4-2 **At Lambeau Field:** 5-9

Date	Site	Result	Score	Date	Site	Result	Score	Date	Site	Result	Score
O-29-33	GB	L	9-35	D-26-60 c	Phila	W	17-13	S-07-97	Phila	W	10-9
D-03-33	Phila	L	0-10	N-11-62	Phila	L	0-49	N-29-98	GB	L	16-24
S-16-34	GB	L	6-19	S-15-68	GB	L	13-30	S-17-00	GB	L	3-6
D-08-35	Phila	L	6-13	O-25-70	Mil	L	17-30	N-10-03	GB	W	17-14
N-14-37	Mil	L	7-37	D-01-74	Phila	W	36-14	J-11-04 d	Phila	W (OT)	20-17
N-12-39	Phila	L	16-23	O-17-76	GB	L	13-28	D-05-04	Phila	W	47-17
S-15-40	GB	L	20-27	N-05-78	Phila	W	10-3	N-27-05	Phila	W	19-14
N-29-42	Phila	L	0-7	N-25-79	GB	W	21-10	O-02-06	Phila	W	31-9
D-05-43	Phila	L	28-38	O-18-87	GB	L (OT)	10-16	S-09-07	GB	L	13-16
O-13-46	Phila	L	7-19	D-16-90	Phila	W	31-0	S-12-10	Phila	L	20-27
D-14-47	Phila	W	28-14	S-01-91	GB	W	20-3	J-9-11 w	Phila	L	16-21
O-14-51	GB	L	24-37	N-15-92	Mil	L	24-27	N-10-13	GB	W	27-13
N-02-52	Mil	L	10-12	S-12-93	GB	W	20-17	N-16-14	GB	L	20-53
O-30-54	Phila	L	14-37	S-18-94	Phila	W	13-7				
O-26-58	GB	L	35-38	S-09-96	GB	L	13-39				

Houston Texans

Overall: 4-0-0 **Home:** 2-0-0 **Away:** 2-0-0 **Playoffs:** 0-0
At Lincoln Financial Field: 1-0 **At NRG Stadium:** 2-0

Date	Site	Result	Score	Date	Site	Result	Score
S-29-02	Phila	W	35-17	D-02-10	Phila	W	34-24
S-10-06	Hou	W	24-10	N-02-14	Hou	W	31-21

Indianapolis Colts

Overall: 9-10-0 **Home:** 5-5-0 **Away:** 4-5-0 **Playoffs:** 0-0
At Lincoln Financial Field: 1-0 **At Lucas Oil Stadium:** 1-0

Date	Site	Result	Score	Date	Site	Result	Score	Date	Site	Result	Score
O-15-50	Bal	W	24-14	O-01-78	Bal	W	17-14	N-21-99	Phila	L	17-44
N-15-53	Phila	W	45-14	N-15-81	Phila	W	38-13	N-10-02	Phila	L	13-35
N-21-65	Bal	L	24-34	O-30-83	Phila	L	21-22	N-26-06	Ind	L	21-45
S-24-67	Phila	L	6-38	O-14-84	Phila	W	16-7	N-07-10	Phila	W	26-24
O-13-69	Bal	L	20-24	S-30-90	Phila	L	23-24	S-15-14	Ind	W	30-27
D-06-70	Bal	L	10-29	D-13-93	Ind	W	20-10				
S-29-74	Phila	W	30-10	D-05-96	Ind	L	10-37				

Note: franchise in Baltimore prior to 1984

TEAM-BY-TEAM RESULTS

Jacksonville Jaguars

Overall: 2-3-0 **Home:** 1-1-0 **Away:** 1-2-0 **Playoffs:** 0-0
At Lincoln Financial Field: 0-1 **At EverBank Field:** 1-2

Date	Site	Result	Score	Date	Site	Result	Score	Date	Site	Result	Score
O-12-97	Jax	L	21-38	O-29-06	Phila	L	6-13	S-7-14	Phila	W	34-17
O-06-02	Jax	L	25-28	S-26-10	Jax	W	28-3				

Kansas City Chiefs

Overall: 4-3-0 **Home:** 1-2-0 **Away:** 3-1-0 **Playoffs:** 0-0
At Lincoln Financial Field: 1-1 **At Arrowhead Stadium:** 3-1

Date	Site	Result	Score	Date	Site	Result	Score	Date	Site	Result	Score
O-22-72	KC	W	21-20	N-29-01	KC	W	23-10	S-19-13	Phila	L	16-26
O-11-92	KC	L	17-24	O-02-05	KC	W	37-31				
S-27-98	Phila	L	21-24	S-27-09	Phila	W	34-14				

Miami Dolphins

Overall: 6-8-0 **Home:** 4-3-0 **Away:** 2-5-0 **Playoffs:** 0-0
At Lincoln Financial Field: 1-1 **At Sun Life Stadium:** 2-2

Date	Site	Result	Score	Date	Site	Result	Score	Date	Site	Result	Score
N-08-70	Phila	W	24-17	D-13-87	Phila	L	10-28	D-15-03	Mia	W	34-27
O-12-75	Mia	L	16-24	D-09-90	Mia	L (OT)	20-23	N-18-07	Phila	W	17-7
S-24-78	Phila	W	17-3	N-14-93	Phila	L	14-19	D-11-11	Mia	W	26-10
N-30-81	Mia	L	10-13	O-20-96	Phila	W	35-28	N-15-15	Phila	L	19-20
N-11-84	Mia	L	23-24	O-24-99	Mia	L	13-16				

Minnesota Vikings

Overall: 12-13-0 **Home:** 8-6-0 **Away:** 4-7-0 **Playoffs:** 3-0
At Lincoln Financial Field: 2-1 **At Mall of America Field:** 3-3

Date	Site	Result	Score	Date	Site	Result	Score	Date	Site	Result	Score
O-28-62	Min	L	21-31	O-18-81	Min	L	23-35	N-11-01	Phila	W	48-17
D-16-63	Phila	L	13-34	S-09-84	Phila	W	19-17	S-20-04	Phila	W	27-16
D-15-68	Phila	L	17-24	D-01-85	Phila	L	23-28	J-16-05 d	Phila	W	27-14
O-10-71	Phila	L	0-13	D-22-85	Min	W	37-35	O-28-07	Min	W	23-16
O-21-73	Min	L	21-28	S-25-88	Min	L	21-23	J-04-09 w	Min	W	26-14
O-24-76	Phila	L	12-31	N-19-89	Phila	W	10-9	D-28-10	Phila	L	14-24
D-03-78	Min	L	27-28	O-15-90	Phila	W	32-24	D-15-13	Min	L	30-48
S-14-80	Min	W	42-7	D-06-92	Phila	W	28-17				
J-03-81 d	Phila	W	31-16	S-28-97	Min	L	19-28				

New England Patriots

Overall: 7-6-0 **Home:** 5-2-0 **Away:** 2-4-0 **Playoffs:** 0-1
At Lincoln Financial Field: 0-2 **At Gillette Stadium:** 1-1

Date	Site	Result	Score	Date	Site	Result	Score	Date	Site	Result	Score
N-04-73	Phila	W	24-23	N-29-87	NE	W (OT)	34-31	N-25-07	NE	L	28-31
N-27-77	NE	L	6-14	N-04-90	Phila	W	48-20	N-27-11	Phila	L	20-38
O-08-78	NE	L	14-24	D-19-99	Phila	W	24-9	D-6-15	NE	W	35-28
S-13-81	Phila	W	13-3	S-14-03	Phila	L	10-31				
D-09-84	Phila	W	27-17	F-06-05 s	Jax	L	21-24				

TEAM-BY-TEAM RESULTS

New Orleans Saints

Overall: 17-13-0 **Home:** 9-4-0 **Away:** 8-9-0 **Playoffs:** 1-1
At Lincoln Financial Field: 2-2 **At Mercedes-Benz Superdome:** 8-5

Date	Site	Result	Score
N-05-67	NO	L	24-31
N-19-67	Phila	W	48-21
D-08-68	Phila	W	29-17
O-26-69	Phila	W	13-10
N-30-69	NO	L	17-26
O-29-72	NO	L	3-21
O-27-74	NO	L	10-14
N-06-77	Phila	W	28-7
S-17-78	NO	W	24-17
S-16-79	NO	W	26-14
N-09-80	NO	W	34-21
O-11-81	NO	W	31-14
D-11-83	Phila	L (OT)	17-20
O-06-85	NO	L	21-23
S-20-87	Phila	W	27-17
D-18-89	NO	L	20-30
O-13-91	Phila	L	6-13
S-06-92	Phila	W	15-13
J-03-93	w NO	W	36-20
D-26-93	Phila	W	37-26
O-01-95	NO	W	15-10
S-24-00	NO	W	21-7
N-23-03	Phila	W	33-20
O-16-06	NO	L	24-27
J-13-07	d NO	L	24-27
D-23-07	NO	W	38-23
S-20-09	Phila	L	22-48
N-05-12	NO	L	13-28
J-04-14	w Phila	L	24-26
O-11-15	Phila	W	39-17

New York Giants

Overall: 81-85-2 **Home:** 44-38-1 **Away:** 37-47-1 **Playoffs:** 2-2
At Lincoln Financial Field: 8-6 **At MetLife Stadium:** 5-1

Date	Site	Result	Score
O-15-33	NY	L	0-56
D-10-33	Phila	L	14-20
O-28-34	NY	L	0-17
D-03-34	Phila	W	6-0
N-24-35	NY	L	0-10
D-01-35	Phila	L	14-21
S-13-36	Phila	W	10-7
O-25-36	NY	L	17-21
O-03-37	Phila	L	7-16
O-17-37	NY	L	0-21
S-25-38	Phila	W	14-10
O-16-38	NY	L	7-17
S-24-39	Phila	L	3-13
O-15-39	NY	L	10-27
S-28-40	Phila	L	14-20
O-13-40	NY	L	7-17
S-13-41	Phila	L	0-24
O-12-41	NY	L	0-16
O-11-42	NY	L	17-35
N-08-42	Phila	L	0-14
O-09-43	Phila	W	28-14
O-24-43	NY	L	14-42
O-29-44	NY	W	24-17
N-12-44	Phila	T	21-21
N-11-45	Phila	W	38-17
D-02-45	NY	L	21-28
N-03-46	Phila	W	24-14
N-10-46	NY	L	17-45
O-05-47	Phila	W	23-0
N-09-47	NY	W	41-24
O-10-48	Phila	W	45-0
N-07-48	NY	W	35-14
D-04-49	NY	W	24-3
D-11-49	Phila	W	17-3
N-26-50	NY	L	3-7
D-10-50	Phila	L	7-9
O-21-51	NY	L	24-26
D-09-51	Phila	L	7-23
O-04-52	Phila	L	7-31
O-26-52	NY	W	14-10
N-08-53	Phila	W	30-7
N-29-53	NY	L	28-37
N-14-54	NY	L	14-27
D-12-54	Phila	W	29-14
S-24-55	Phila	W	27-17
N-20-55	NY	L	7-31
O-28-56	NY	L	3-20
D-15-56	Phila	L	7-21
O-05-57	Phila	L	20-24
N-17-57	NY	L	0-13
O-05-58	Phila	W	27-24
N-30-58	NY	L	10-24
O-04-59	Phila	W	49-21
O-18-59	NY	L	7-24
N-20-60	NY	W	17-10
N-27-60	Phila	W	31-23
N-12-61	NY	L	21-38
D-10-61	Phila	L	24-28
S-23-62	Phila	L	13-29
N-18-62	NY	L	14-19
S-29-63	Phila	L	14-37
N-10-63	NY	L	14-42
S-13-64	Phila	W	38-7
O-18-64	NY	W	23-17
S-26-65	Phila	L	14-16
O-17-65	NY	L	27-35
S-25-66	Phila	W	35-17
O-23-66	NY	W	31-3
N-26-67	NY	L	7-44
S-22-68	Phila	L	25-34
N-17-68	NY	L	6-7
N-02-69	NY	W	23-20
O-11-70	NY	L	23-30
N-23-70	Phila	W	23-20
O-24-71	Phila	W	23-7
D-19-71	NY	W	41-28
O-02-72	Phila	L	12-27
N-26-72	NY	L	10-62
S-23-73	NY	T	23-23
N-25-73	Phila	W	20-16
O-13-74	Phila	W	35-7
D-08-74	N. Haven	W	20-7
S-21-75	Phila	L	14-23
N-16-75	NY	W	13-10
S-19-76	Phila	W	20-7
O-31-76	NY	W	10-0
O-09-77	NY	W	28-10
D-11-77	Phila	W	17-14
N-19-78	NY	W	19-17
D-17-78	Phila	W	20-3
S-02-79	Phila	W	23-17
S-23-79	NY	W	17-13
S-22-80	Phila	W	35-3
O-12-80	NY	W	31-16
S-06-81	NY	W	24-10
N-22-81	Phila	L	10-20
D-27-81	w Phila	L	21-27
D-11-82	NY	L	7-23
J-22-83	Phila	L	24-26
O-09-83	NY	W	17-13
N-20-83	Phila	L	0-23
S-02-84	NY	L	27-28
O-21-84	Phila	W	24-10
S-08-85	NY	L	0-21
S-29-85	Phila	L (OT)	10-16
O-12-86	NY	L	3-35
N-09-86	Phila	L	14-17
N-15-87	Phila	L	17-20
D-06-87	NY	L (OT)	20-23
O-10-88	Phila	W	24-13
N-20-88	NY	W (OT)	23-17
O-08-89	Phila	W	21-19
D-03-89	NY	W	24-17
S-09-90	NY	L	20-27
N-25-90	Phila	W	31-13
N-04-91	Phila	W	30-7
D-08-91	NY	W	19-14
N-22-92	NY	W	47-34
D-27-92	Phila	W	20-10
O-17-93	NY	L	10-21
N-21-93	Phila	L	3-7
S-04-94	NY	L	23-28
D-18-94	Phila	L	13-16
O-15-95	NY	W	17-14
N-19-95	Phila	W	28-19
O-13-96	NY	W	19-10
D-01-96	Phila	W	24-0
A-31-97	NY	L	17-31
D-07-97	Phila	L	21-31
N-22-98	NY	L	0-20
D-27-98	Phila	L	10-21
O-03-99	NY	L	15-16
O-31-99	Phila	L (OT)	17-23
S-10-00	Phila	L	18-33
O-29-00	NY	L	7-24
J-07-01	d NY	L	10-20
O-22-01	NY	W	10-9
D-30-01	Phila	W	24-21
O-28-02	Phila	W	17-3
D-28-02	NY	L (OT)	7-10
O-19-03	NY	W	14-10
N-16-03	Phila	W	28-10
S-12-04	Phila	W	31-17
N-28-04	NY	W	27-6
N-20-05	NY	L	17-27
D-11-05	Phila	L (OT)	23-26
S-17-06	Phila	L (OT)	23-30
D-17-06	NY	W	36-22
J-07-07	w Phila	W	23-20
S-30-07	NY	L	3-16
D-09-07	Phila	L	13-16
N-09-08	Phila	L	31-36
D-07-08	NY	W	20-14
J-11-09	d NY	W	23-11
N-1-09	Phila	W	40-17
D-13-09	NY	W	45-38
N-21-10	Phila	W	27-17
D-19-10	NY	W	38-31
S-25-11	Phila	L	16-29
N-20-11	NY	W	17-10
S-30-12	Phila	W	19-17
D-30-12	NY	L	7-42
O-06-13	NY	W	36-21
O-27-13	Phila	L	7-15
O-12-14	Phila	W	27-0
D-28-14	NY	W	34-26
O-19-15	Phila	W	27-7
J-3-16	Phila	W	35-30

TEAM-BY-TEAM RESULTS

New York Jets

Overall: 10-0 **Home:** 5-0 **Away:** 5-0 **Playoffs:** 0-0
At Lincoln Financial Field: 2-0 **At MetLife Stadium:** 1-0

Date	Site	Result	Score	Date	Site	Result	Score	Date	Site	Result	Score
D-09-73	Phila	W	24-23	O-03-93	NY	W	35-30	D-18-11	Phila	W	45-19
D-18-77	Phila	W	27-0	D-14-96	NY	W	21-20	S-27-15	NY	W	24-17
N-12-78	Phila	W	17-9	O-26-03	Phila	W	24-17				
D-20-87	NY	W	38-27	O-14-07	NY	W	16-9				

Oakland Raiders

Overall: 6-6-0 **Home:** 4-2-0 **Away:** 2-4-0 **Playoffs:** 0-1
At Lincoln Financial Field: 1-0 **At O.Co Coliseum:** 1-3

Date	Site	Result	Score	Date	Site	Result	Score	Date	Site	Result	Score
O-17-71	Oak	L	10-34	N-30-86	LA	W	(OT) 33-27	O-28-01	Phila	L	10-20
N-21-76	Phila	L	7-26	O-22-89	Phila	W	10-7	S-25-05	Phila	W	23-20
N-23-80	Phila	W	10-7	N-08-92	Phila	W	31-10	O-18-09	Oak	L	9-13
J-25-81	s NO	L	10-27	S-24-95	Oak	L	17-48	N-03-13	Oak	W	49-20

Note: franchise in Oakland prior to 1982 and Los Angeles from 1982-95

Pittsburgh Steelers

Overall: 47-28-3 **Home:** 25-8-2 **Away:** 22-20-1 **Playoffs:** 1-0
At Lincoln Financial Field: 1-0 **At Heinz Field:** 0-2

Date	Site	Result	Score	Date	Site	Result	Score	Date	Site	Result	Score
N-19-33	Phila	W	25-6	N-28-48	Phila	W	17-0	O-06-62	Pit	L	7-13
S-26-34	Pit	W	17-0	O-30-49	Pit	W	38-7	D-09-62	Phila	L	17-26
O-07-34	Phila	L	7-9	N-27-49	Phila	W	34-17	S-15-63	Phila	T	21-21
S-13-35	Phila	L	7-17	O-22-50	Pit	W	17-10	D-01-63	Pit	T	20-20
O-09-35	Pit	W	17-6	N-05-50	Phila	L	7-9	O-04-64	Phila	W	21-7
O-14-36	Pit	L	0-17	N-04-51	Pit	W	34-13	O-25-64	Pit	W	34-10
N-05-36	Johnstown,PA	L	0-6	N-25-51	Phila	L	13-17	O-24-65	Phila	L	14-20
S-05-37	Pit	L	14-27	S-28-52	Pit	W	31-25	D-12-65	Pit	W	47-13
O-31-37	Pit	L	7-16	O-12-52	Phila	W	26-21	O-16-66	Pit	W	31-14
S-16-38	Buffalo	W	27-7	O-17-53	Phila	W	23-17	D-04-66	Phila	W	27-23
N-20-38	Charleston,WV	W	14-7	N-01-53	Pit	W	35-7	O-01-67	Phila	W	34-24
N-23-39	Phila	W	17-14	O-09-54	Phila	W	24-22	O-27-68	Pit	L	3-6
N-26-39	Pit	L	12-24	O-23-54	Pit	L	7-17	S-28-69	Phila	W	41-27
N-10-40	Pit	L	3-7	O-15-55	Pit	L	7-13	D-20-70	Phila	W	30-20
N-28-40	Phila	W	7-0	O-30-55	Phila	W	24-0	N-03-74	Pit	L	0-27
S-21-41	Pit	W	10-7	O-14-56	Pit	W	35-21	S-30-79	Phila	W	17-14
N-09-41	Phila	T	7-7	N-11-56	Phila	W	14-7	N-13-88	Pit	W	27-26
S-13-42	Pit	W	24-14	O-27-57	Pit	L	0-6	S-22-91	Phila	W	23-14
O-18-42	Phila	L	0-14	D-01-57	Phila	W	7-6	D-11-94	Pit	L	3-14
N-04-45	Pit	W	45-3	O-12-58	Pit	L	3-24	N-23-97	Phila	W	23-20
N-18-45	Phila	W	30-6	N-09-58	Phila	L	24-31	N-12-00	Pit	W	(OT) 26-23
N-17-46	Pit	L	7-10	O-11-59	Phila	W	28-24	N-07-04	Pit	L	3-27
D-01-46	Phila	W	10-7	N-29-59	Pit	L	0-31	S-21-08	Phila	W	15-6
O-19-47	Pit	L	24-35	N-06-60	Phila	W	34-7	O-7-12	Pit	L	14-16
N-30-47	Phila	W	21-0	D-11-60	Pit	L	21-27				
D-21-47	d Pit	W	21-0	O-08-61	Phila	W	21-16				
O-31-48	Pit	W	34-7	D-03-61	Pit	W	35-24				

Note: Steelers known as Pirates prior to 1941

TEAM-BY-TEAM RESULTS

St. Louis Rams

Overall: 20-19-1 **Home:** 15-8-0 **Away:** 5-11-1 **Playoffs:** 1-2
At Lincoln Financial Field: 2-0 **At Edward Jones Dome:** 2-2

Date	Site	Result	Score
S-21-37	Phila	L	3-21
D-03-39	Col. Springs,CO	L	13-35
S-22-40	Clev	L	13-21
S-20-42	Akron	L	14-24
D-10-44	Phila	W	26-13
O-28-45	Phila	W	28-14
S-29-46	LA	W	25-14
O-26-47	Phila	W	14-7
O-03-48	LA	T	28-28
N-06-49	Phila	W	38-14
D-18-49 c	LA	W	14-0
O-07-50	Phila	W	56-20
N-27-55	Phila	L	21-23
S-30-56	LA	L	7-27
S-27-57	LA	L	13-17
N-22-59	Phila	W	23-20
N-08-64	LA	L	10-20
N-12-67	LA	L	17-33
N-16-69	Phila	L	17-23
O-15-72	Phila	L	3-34
N-03-75	Phila	L	3-42
S-25-77	LA	L	0-20
S-03-78	Phila	L	14-16
D-04-83	Phila	W	13-9
S-15-85	Phila	L	6-17
S-28-86	Phila	W	34-20
N-06-88	Phila	W	30-24
D-31-89 w	Phila	L	7-21
S-23-90	LA	W	27-21
O-29-95	Phila	W	20-9
D-03-98	Phila	W	17-14
J-02-00	Phila	W	38-31
S-09-01	Phila	L (OT)	17-20
J-27-02 c	StL	L	24-29
D-01-02	Phila	W	10-3
D-27-04	StL	L	7-20
D-18-05	StL	W	17-16
S-07-08	Phila	W	38-3
S-11-11	StL	W	31-13
O-05-14	Phila	W	34-28

Note: franchise in Cleveland prior to 1946 and Los Angeles from 1946-95
c - NFL Championship in 1949, NFC Championship in 2002

San Diego Chargers

Overall: 4-7-0 **Home:** 3-2-0 **Away:** 1-5-0 **Playoffs:** 0-0
At Lincoln Financial Field: 1-1 **At Qualcomm Stadium:** 1-5

Date	Site	Result	Score
O-06-74	SD	W	13-7
N-30-80	SD	L	21-22
D-15-85	SD	L	14-20
O-26-86	Phila	W	23-7
N-05-89	SD	L	17-20
S-17-95	Phila	L	21-27
O-18-98	SD	L	10-13
D-09-01	Phila	W	24-14
O-23-05	Phila	W	20-17
N-15-09	SD	L	23-31
S-15-13	Phila	L	30-33

San Francisco 49ers

Overall: 12-19-1 **Home:** 4-10-1 **Away:** 8-9-0 **Playoffs:** 0-1
At Lincoln Financial Field: 2-2 **At Levi's Stadium:** 0-1

Date	Site	Result	Score
O-06-51	Phila	W	21-14
S-27-53	SF	L	21-31
N-25-56	Phila	T	10-10
O-19-58	Phila	L	24-30
S-27-59	SF	L	14-24
S-20-64	Phila	L	24-28
N-20-66	SF	W	35-34
O-15-67	Phila	L	27-28
D-21-69	SF	L	13-14
O-03-71	Phila	L	3-31
D-02-73	SF	L	28-38
N-30-75	Phila	W	27-17
S-03-83	SF	W	22-17
S-23-84	Phila	L	9-21
N-03-85	SF	L	13-24
S-24-89	Phila	L	28-38
O-27-91	Phila	L	7-23
N-29-92	SF	L	14-20
J-03-94	SF	W (OT)	37-34
O-02-94	SF	W	40-8
D-29-96 w	SF	L	0-14
N-10-97	Phila	L	14-24
D-22-01	SF	L	3-13
N-25-02	SF	W	38-17
D-21-03	Phila	L (OT)	28-31
S-18-05	Phila	W	42-3
S-24-06	SF	W	38-24
O-12-08	SF	W	40-26
D-20-09	Phila	W	27-13
O-10-10	SF	W	27-24
O-02-11	Phila	L	23-24
S-28-14	SF	L	21-26

Seattle Seahawks

Overall: 7-7-0 **Home:** 2-4-0 **Away:** 5-3-0 **Playoffs:** 0-0
At Lincoln Financial Field: 0-3 **At CenturyLink Field:** 2-1

Date	Site	Result	Score
D-12-76	Phila	W	27-10
N-02-80	Sea	W	27-20
N-23-86	Sea	L	20-24
S-10-89	Phila	W	31-7
D-13-92	Sea	W (OT)	20-17
D-03-95	Sea	L	14-26
S-06-98	Phila	L	0-38
S-23-01	Sea	W	27-3
D-08-02	Sea	W	27-20
D-05-05	Phila	L	0-42
D-02-07	Phila	L	24-28
N-02-08	Sea	W	26-7
D-01-11	Sea	L	14-31
D-07-14	Phila	L	14-24

TEAM-BY-TEAM RESULTS

Tampa Bay Buccaneers

Overall: 10-8-0 **Home:** 6-5-0 **Away:** 4-3-0 **Playoffs:** 2-2
At Lincoln Financial Field: 1-2 **At Raymond James Stadium:** 3-1

Date	Site	Result	Score	Date	Site	Result	Score	Date	Site	Result	Score
S-18-77	Phila	W	13-3	D-31-00 w	Phila	W	21-3	O-11-09	Phila	W	33-14
D-29-79 d	TB	L	17-24	J-06-02	TB	W	17-13	D-09-12	TB	W	23-21
O-25-81	Phila	W	20-10	J-12-02 w	Phila	W	31-9	O-13-13	TB	W	31-20
S-04-88	TB	W	41-14	O-20-02	Phila	W	20-10	N-22-15	Phila	L	17-45
O-06-91	TB	L	13-14	J-19-03 c	Phila	L	10-27				
S-03-95	Phila	L	6-21	S-08-03	Phila	L	0-17				
S-19-99	Phila	L	5-19	O-22-06	TB	L	21-23				

Tennessee Titans

Overall: 7-4-0 **Home:** 4-2-0 **Away:** 3-2-0 **Playoffs:** 0-0
At Lincoln Financial Field: 1-1 **At LP Field:** 0-2

Date	Site	Result	Score	Date	Site	Result	Score	Date	Site	Result	Score
N-12-72	Hou	W	18-17	D-02-91	Hou	W	13-6	N-19-06	Phila	L	13-31
D-16-79	Hou	W	26-20	O-24-94	Phila	W	21-6	O-24-10	Ten	L	19-37
D-19-82	Phila	W	35-14	D-03-00	Phila	L	13-15	N-23-14	Phila	W	43-24
O-02-88	Phila	W	32-23	S-08-02	Ten	L	24-27				

Note: franchise in Houston prior to 1997 and known as the Oilers prior to 1999

TEAM-BY-TEAM RESULTS

Washington Redskins

Overall: 74-84-6 **Home:** 38-41-3 **Away:** 36-43-3 **Playoffs:** 0-1
At Lincoln Financial Field: 7-6 **At FedEx Field:** 11-8

Date	Site	Result	Score
O-21-34	Bos	L	0-6
N-18-34	Phila	L	7-14
N-03-35	Bos	W	7-6
S-20-36	Phila	L	3-26
O-18-36	Bos	L	7-17
O-10-37	Was	W	14-0
O-24-37	Phila	L	7-10
S-11-38	Phila	L	23-26
O-23-38	Was	L	14-20
S-17-39	Phila	L	0-7
N-05-39	Was	L	6-7
O-20-40	Phila	L	17-34
D-01-40	Was	L	6-13
O-19-41	Phila	L	17-21
D-07-41	Was	L	14-20
O-04-42	Phila	L	10-14
N-01-42	Was	L	27-30
N-07-43	Phila	T	14-14
N-28-43	Was	W	27-14
O-08-44	Phila	T	31-31
N-19-44	Was	W	37-7
O-21-45	Was	L	14-24
N-24-45	Phila	W	16-0
O-27-46	Was	W	28-24
N-24-46	Phila	L	10-27
S-28-47	Phila	W	45-42
N-02-47	Was	W	38-14
O-17-48	Was	W	45-0
N-21-48	Phila	W	42-21
O-23-49	Phila	W	49-14
N-13-49	Was	W	44-21
O-29-50	Phila	W	35-3
N-12-50	Was	W	33-0
O-28-51	Phila	L	23-27
D-02-51	Was	W	35-21
N-09-52	Phila	W	38-20
D-14-52	Was	L	21-27
O-02-53	Phila	T	21-21
D-06-53	Was	L	0-10
O-17-54	Was	W	49-21
N-28-54	Phila	W	41-33
O-01-55	Phila	L	30-31
N-06-55	Was	L	21-34
O-06-56	Phila	W	13-9
D-09-56	Was	L	17-19
N-24-57	Phila	W	21-12
D-08-57	Was	L	7-42
S-28-58	Phila	L	14-24
D-14-58	Was	L	0-20
N-01-59	Phila	W	30-23
D-06-59	Was	W	34-14
N-13-60	Phila	W	19-13
D-18-60	Was	W	38-28
S-24-61	Phila	W	14-7
O-29-61	Was	W	27-24
O-21-62	Phila	L	21-27
D-02-62	Was	W	37-14
O-13-63	Was	W	37-24
N-24-63	Phila	L	10-13
O-11-64	Was	L	20-35
N-01-64	Phila	L	10-21
O-31-65	Was	L	21-23
N-14-65	Phila	W	21-14
O-30-66	Phila	L	13-27
D-18-66	Was	W	37-28
S-17-67	Phila	W	35-24
D-03-67	Was	T	35-35
O-06-68	Was	L	14-17
N-10-68	Phila	L	10-16
N-09-69	Was	T	28-28
D-07-69	Phila	L	29-34
O-04-70	Phila	L	21-33
D-13-70	Was	L	6-24
N-07-71	Was	T	7-7
N-28-71	Phila	L	13-20
O-08-72	Was	L	0-14
D-03-72	Phila	L	7-23
S-30-73	Phila	L	7-28
D-16-73	Was	L	20-38
N-10-74	Phila	L	20-27
N-24-74	Was	L	7-26
O-05-75	Phila	W	26-10
D-21-75	Was	W	26-3
S-27-76	Phila	L	(OT) 17-20
N-28-76	Was	L	0-24
O-30-77	Was	L	17-23
N-13-77	Phila	L	14-17
S-10-78	Was	L	30-35
O-15-78	Phila	W	17-10
O-07-79	Phila	W	28-17
O-21-79	Was	L	7-17
O-05-80	Phila	W	24-14
N-16-80	Was	W	24-0
S-27-81	Phila	W	36-13
D-06-81	Was	L	13-15
S-12-82	Phila	L	(OT) 34-37
N-28-82	Was	L	9-13
S-11-83	Phila	L	13-23
N-27-83	Was	L	24-28
S-30-84	Was	L	0-20
N-18-84	Phila	W	16-10
S-22-85	Was	W	19-6
D-08-85	Phila	L	12-17
S-07-86	Was	L	14-41
D-21-86	Phila	L	14-21
S-13-87	Was	L	24-34
N-08-87	Phila	W	31-27
S-19-88	Was	L	10-17
D-04-88	Phila	L	19-20
S-17-89	Was	W	42-37
N-12-89	Phila	L	3-10
O-21-90	Was	L	7-13
N-12-90	Phila	W	28-14
J-05-91	f Phila	L	6-20
S-30-91	Was	L	0-23
D-22-91	Phila	W	24-22
O-18-92	Was	L	12-16
D-20-92	Phila	W	17-13
S-19-93	Phila	W	34-31
N-28-93	Was	W	17-14
O-09-94	Phila	W	21-17
O-30-94	Was	W	31-29
O-08-95	Phila	W	(OT) 37-34
N-26-95	Was	W	14-7
S-01-96	Was	W	17-14
N-17-96	Phila	L	21-26
O-05-97	Phila	W	24-10
D-21-97	Was	L	32-35
O-11-98	Phila	W	17-12
N-15-98	Was	L	3-28
N-14-99	Phila	W	35-28
N-28-99	Was	L	(OT) 17-20
O-08-00	Phila	L	14-17
N-26-00	Was	W	23-20
N-25-01	Phila	L	3-13
D-16-01	Was	W	20-6
S-16-02	Was	W	37-7
D-15-02	Phila	W	34-21
O-05-03	Phila	W	27-25
D-27-03	Was	W	31-7
N-21-04	Phila	W	28-6
D-12-04	Was	W	17-14
N-06-05	Was	L	10-17
J-01-06	Phila	L	20-31
N-12-06	Phila	W	27-3
D-10-06	Was	W	21-19
S-17-07	Phila	L	12-20
N-11-07	Was	W	33-25
O-5-08	Phila	L	17-23
D-21-08	Was	L	3-10
O-26-09	Was	W	27-17
N-29-09	Phila	W	27-24
O-3-10	Phila	L	12-17
N-15-10	Was	W	59-28
O-16-11	Was	W	20-13
J-01-12	Phila	W	34-10
N-18-12	Was	L	6-31
D-23-12	Phila	L	20-27
S-09-13	Was	W	33-27
N-17-13	Phila	W	24-16
S-21-14	Phila	W	37-34
D-20-14	Was	L	24-27
O-4-15	Was	L	20-23
D-26-15	Phila	L	24-38

Note: franchise in Boston prior to 1937

1933 EAGLES STATISTICS

Record: 3-5-1 4th in Eastern
Head Coach: Lud Wray

O-15	L	0-56	at NY Giants	NA
O-18	L	0-25	Portsmouth Spartans	1,750
O-29	L	9-35	at Green Bay	3,007
N-05	W	6-0	at Cincinnati Reds	NA
N-12	T	3-3	Chicago Bears	17,850
N-19	W	25-6	Pittsburgh	6,000
N-26	W	20-3	Cincinnati Reds	NA
D-03	L	0-10	Green Bay	9,500
D-10	L	14-20	NY Giants	18,000

TEAM STATS	EAGLES	OPP
Total First Downs	**76**	**86**
Rushing	na	na
Passing	na	na
Penalty	na	na
3rd Down: Made/Att	**na**	**na**
3rd Down Pct.	na	na
4th Down: Made/Att	**na**	**na**
4th Down Pct.	na	na
Possession Avg.	**na**	**na**
Total Net Yards	**1781**	**2314**
Avg. Per Game	197.9	257.1
Total Plays	503	484
Avg. Per Play	3.5	4.8
Net Yards Rushing	**1103**	**1083**
Avg. Per Game	122.6	120.3
Total Rushes	354	308
Net Yards Passing	**657**	**1223**
Avg. Per Game	73.0	135.9
Sacked/Yards Lost	na	na
Gross Yards	na	na
Att./Completions	149/40	176/63
Completion Pct.	26.8	35.8
Had Intercepted	34	19
Punts/Average	**na**	**na**
Net Punting Avg.	**na**	**na**
Penalties/Yards	**na**	**na**
Fumbles/Ball Lost	**na**	**na**
Touchdowns	**11**	**21**
Rushing	6	11
Passing	4	8
Returns	1	2

Rushing	No.	Yds	Avg	Lg	TD
Hanson	133	475	3.6	na	3
Roberts	91	261	2.9	na	1
Russell	32	96	3.0	na	0
Woodruff	22	74	3.4	na	1
Lackman	17	59	3.5	na	0
Davis	15	57	3.8	na	1
Kirkman	22	43	2.0	na	0
Thornton	5	14	2.8	na	0
Whire	8	14	1.8	na	0
Prisco	7	6	0.9	na	0
O'Boyle	2	4	2.0	na	0
Eagles	**354**	**1103**	**3.1**	**na**	**6**
Opponents	**308**	**1083**	**3.5**	**na**	**11**

Score By Periods	Q1	Q2	Q3	Q4	OT	Pts
Eagles	6	14	28	29	0	77
Opponents	38	29	19	72	0	158

Scoring	TD	Ru	Pa	Rt	PAT	FG	2Pt	Pts
Hanson	4	3	1	0			0	24
Carter	2	0	2	0	1/1	0/0	0	13
Woodruff	2	1	0	1			0	12
Davis	1	1	0	0	3/3	0/0	0	9
Kirkman	1	0	1	0	2/2	0/0	0	8
Roberts	1	1	0	0			0	6
Turnbow	0	0	0	0	0/0	1/1	0	3
Team (safety)	0	0	0	0			0	2
Eagles	**11**	**6**	**4**	**1**	**6/11**	**1/1**	**0**	**77**
Opponents	**21**	**11**	**8**	**2**	**16/20**	**5/5**	**0**	**158**

Receiving	No.	Yds	Avg	Lg	TD
Hanson	10	186	18.6	na	1
Carter	5	109	21.8	na	2
Kirkman	4	84	21.0	na	1
Davis	4	50	12.5	na	0
Woodruff	3	57	19.0	na	0
Kenneally	2	37	18.5	na	0
Thornton	2	14	7.0	na	0
Prisco	2	7	3.5	na	0
Fencl	1	20	20.0	20	0
Lainhart	1	20	20.0	20	0
Whire	1	15	15.0	15	0
Rowan	1	12	12.0	12	0
Felber	1	8	8.0	8	0
Roberts	1	6	6.0	6	0
Steinbach	1	5	5.0	5	0
Eagles	**40**	**657**	**16.4**	**na**	**4**
Opponents	**63**	**1223**	**19.4**	**na**	**8**

Passing	Att	Cmp	Yds	Cmp%	Yds/Att	TD	TD%	Int	Int%	Lg	Sk/Lost	Rat
Kirkman	73	22	354	30.1	4.85	2	2.7	13	17.8	na	na	17.0
Hanson	28	7	50	25.0	1.79	0	0.0	4	14.3	na	na	0.0
Thornton	13	2	52	15.4	4.00	0	0.0	4	30.8	na	na	4.2
Roberts	10	4	97	40.0	9.70	1	10.0	3	30.0	na	na	69.6
Russell	8	2	32	25.0	4.00	0	0.0	2	25.0	na	na	4.2
Davis	6	2	62	33.3	10.33	1	16.7	3	50.0	na	na	72.9
Whire	5	1	10	20.0	2.00	0	0.0	2	40.0	10	na	0.0
O'Boyle	2	0	0	0.0	0.00	0	0.0	1	50.0	0	na	0.0
Prisco	2	0	0	0.0	0.00	0	0.0	0	0.0	0	na	39.6
Lackman	1	0	0	0.0	0.00	0	0.0	1	100.0	0	na	0.0
Woodruff	1	0	0	0.0	0.00	0	0.0	1	100.0	0	na	0.0
Eagles	**149**	**40**	**657**	**26.8**	**4.41**	**4**	**2.7**	**34**	**22.8**	**na**	**na**	**14.8**
Opponents	**176**	**63**	**1223**	**35.8**	**6.95**	**8**	**4.5**	**19**	**10.8**	**na**	**na**	**36.4**

1934 EAGLES STATISTICS

Record: 4-7, T-3rd in Eastern
Head Coach: Lud Wray

S-16	L	6-19	at Green Bay	5,000
S-26	W	17-0	at Pittsburgh	NA
O-07	L	7-9	Pittsburgh	NA
O-14	L	0-10	Detroit	9,860
O-21	L	0-6	at Boston Redskins	10,344
O-28	L	0-17	at NY Giants	NA
N-06	W	64-0	Cincinnati Reds	NA
N-11	L	7-10	Brooklyn Dodgers	NA
N-18	L	7-14	Boston Redskins	8,500
N-25	W	13-0	at Brooklyn Dodgers	NA
D-02	W	6-0	NY Giants	12,471

TEAM STATS	EAGLES	OPP
Total First Downs	**85**	**72**
Rushing	na	na
Passing	na	na
Penalty	na	na
3rd Down: Made/Att	**na**	**na**
3rd Down Pct.	na	na
4th Down: Made/Att	**na**	**na**
4th Down Pct.	na	na
Possession Avg.	**na**	**na**
Total Net Yards	**2482**	**2223**
Avg. Per Game	225.6	202.1
Total Plays	623	546
Avg. Per Play	4.0	4.1
Net Yards Rushing	**1876**	**1658**
Avg. Per Game	170.5	150.7
Total Rushes	460	411
Net Yards Passing	**576**	**545**
Avg. Per Game	52.4	49.5
Sacked/Yards Lost	na	na
Gross Yards	na	na
Att./Completions	163/48	135/41
Completion Pct.	29.4	30.4
Had Intercepted	23	22
Punts/Average	**na**	**na**
Net Punting Avg.	**na**	**na**
Penalties/Yards	**na**	**na**
Fumbles/Ball Lost	**na**	**na**
Touchdowns	**19**	**10**
Rushing	11	9
Passing	7	1
Returns	1	0

Rushing	No.	Yds	Avg	Lg	TD
Hanson	146	805	5.5	na	7
Ellstrom	72	287	4.0	na	1
Storm	81	281	3.5	na	2
Leonard	55	207	3.8	na	1
Matesic	63	181	2.9	na	0
Weiner	9	37	4.1	na	0
Roberts	10	28	2.8	na	0
Knapper	10	19	1.9	na	0
Kirkman	6	12	2.0	na	0
Lackman	4	9	2.3	na	0
Kavel	2	5	2.5	na	0
Pilconis	1	5	5.0	5	0
Johnson	1	0	0.0	0	0
Eagles	**460**	**1876**	**4.1**	**na**	**11**
Opponents	**411**	**1658**	**4.0**	**na**	**9**

Receiving	No.	Yds	Avg	Lg	TD
Carter	16	238	14.9	na	4
Kirkman	8	114	14.3	na	1
Storm	5	34	6.8	na	0
Hanson	5	22	4.4	na	0
Lackman	4	83	20.8	na	0
Matesic	3	38	12.7	na	1
Leonard	3	7	2.3	na	0
Ellstrom	1	18	18.0	18	0
Kenneally	1	12	12.0	12	0
Gonya	1	4	4.0	4t	1
Pilconis	1	3	3.0	3	0
Eagles	**48**	**576**	**12.0**	**na**	**7**
Opponents	**38**	**547**	**14.4**	**na**	**1**

Score By Periods	Q1	Q2	Q3	Q4	OT	Pts
Eagles	26	33	38	30	0	127
Opponents	16	34	9	26	0	85

Scoring	TD	Ru	Pa	Rt	PAT	FG	2Pt	Pts
Hanson	8	7	0	1	2/2	0/0	0	50
Carter	4	0	4	0			0	24
Storm	2	2	0	0			0	12
Kirkman	1	0	1	0	5/6	0/1	0	11
Ellstrom	1	1	0	0	0/1	0/0	0	6
Gonya	1	0	1	0			0	6
Leonard	1	1	0	0			0	6
Matesic	1	0	1	0	0/1	0/0	0	6
Weiner	0	0	0	0	3/4	1/2	0	6
Clark	0	0	0	0	0/1	0/0	0	0
Hajek	0	0	0	0	0/0	0/1	0	0
Eagles	**19**	**11**	**7**	**1**	**10/19**	**1/4**	**0**	**127**
Opponents	**10**	**9**	**1**	**0**	**7/10**	**6/9**	**0**	**85**

Passing	Att	Cmp	Yds	Cmp%	Yds/Att	TD	TD%	Int	Int%	Lg	Sk/Lost	Rat
Matesic	60	20	278	33.3	4.63	2	3.3	5	8.3	na	na	25.6
Storm	30	8	97	26.7	3.23	0	0.0	6	20.0	na	na	1.0
Kirkman	23	7	38	30.4	1.65	1	4.3	2	8.7	na	na	18.2
Ellstrom	14	3	40	21.4	2.86	1	7.1	5	35.7	na	na	23.8
Hanson	12	4	28	33.3	2.33	0	0.0	2	16.7	na	na	2.8
Leonard	10	2	29	20.0	2.90	0	0.0	0	0.0	na	na	39.6
Knapper	7	0	0	0.0	0.00	0	0.0	3	42.9	0	na	0.0
Weiner	6	3	40	50.0	6.67	2	33.3	0	0.0	na	na	111.1
Barnhart	1	1	4	100.0	4.00	1	100.0	0	0.0	4t	na	122.9
Eagles	**163**	**48**	**576**	**29.4**	**3.53**	**7**	**4.3**	**23**	**14.1**	**na**	**na**	**16.5**
Opponents	**135**	**41**	**545**	**30.4**	**4.04**	**1**	**0.7**	**22**	**16.3**	**na**	**na**	**7.1**

1935 EAGLES STATISTICS

Record: 2-9, 5th in Eastern
Head Coach: Lud Wray

S-13	L	7-17	Pittsburgh	NA
S-20	L	0-35	at Detroit	12,000
O-09	W	17-6	at Pittsburgh	6,271
O-13	L	0-39	Chicago Bears	NA
O-27	L	6-17	at Brooklyn Dodgers	NA
N-03	W	7-6	at Boston Redskins	10,000
N-05	L	0-3	Brooklyn Dodgers	NA
N-10	L	3-12	at Chicago Cardinals	6,000
N-24	L	0-10	at NY Giants	NA
D-01	L	14-21	NY Giants	NA
D-08	L	6-13	Green Bay	4,000

TEAM STATS	EAGLES	OPP
Total First Downs	**82**	**117**
Rushing	na	na
Passing	na	na
Penalty	na	na
3rd Down: Made/Att	**na**	**na**
3rd Down Pct.	na	na
4th Down: Made/Att	**na**	**na**
4th Down Pct.	na	na
Possession Avg.	**na**	**na**
Total Net Yards	**2003**	**2667**
Avg. Per Game	182.1	242.5
Total Plays	580	611
Avg. Per Play	3.5	4.4
Net Yards Rushing	**1054**	**1697**
Avg. Per Game	95.8	154.3
Total Rushes	411	443
Net Yards Passing	**823**	**871**
Avg. Per Game	74.8	79.2
Sacked/Yards Lost	na	na
Gross Yards	na	na
Att./Completions	169/46	168/59
Completion Pct.	27.2	35.1
Had Intercepted	30	23
Punts/Average	**na**	**na**
Net Punting Avg.	**na**	**na**
Penalties/Yards	**na**	**na**
Fumbles/Ball Lost	**na**	**na**
Touchdowns	**8**	**24**
Rushing	2	15
Passing	6	6
Returns	0	3

Rushing	No.	Yds	Avg	Lg	TD
S.Hanson	77	209	2.7	na	0
Weinstock	58	176	3.0	na	0
Leonard	74	171	2.3	na	1
Storm	84	164	2.0	na	0
Matesic	50	138	2.8	na	1
Sebastian	17	76	4.5	na	0
Lackman	22	56	2.5	na	0
Rowe	7	21	3.0	na	0
Carter	7	19	2.7	na	0
Thomason	3	14	4.7	na	0
Manske	3	9	3.0	na	0
Banas	5	3	0.6	na	0
Brian	1	2	2.0	2	0
Kenneally	3	-4	-1.3	na	0
Eagles	**411**	**1054**	**2.6**	**na**	**2**
Opponents	**443**	**1697**	**3.8**	**na**	**15**

Receiving	No.	Yds	Avg	Lg	TD
Carter	11	260	23.6	na	2
Manske	9	205	22.8	na	4
Weinstock	8	107	13.4	na	0
Lackman	5	49	9.8	na	0
S.Hanson	4	82	20.5	na	0
Storm	3	44	14.7	na	0
Pitts	2	21	10.5	na	0
Sebastian	1	19	19.0	19	0
Robison	1	18	18.0	18	0
Thomason	1	16	16.0	16	0
Campbell	1	2	2.0	2	0
Eagles	**46**	**823**	**17.9**	**na**	**6**
Opponents	**59**	**871**	**14.8**	**na**	**6**

Score By Periods	Q1	Q2	Q3	Q4	OT	Pts
Eagles	24	20	9	7	0	60
Opponents	23	58	30	68	0	179

Scoring	TD	Ru	Pa	Rt	PAT	FG	2Pt	Pts
Manske	4	0	4	0			0	24
Carter	2	0	2	0			0	12
Reese	0	0	0	0	4/5	1/2	0	7
Leonard	1	1	0	0			0	6
Matesic	1	1	0	0			0	6
Jorgensen	0	0	0	0	1/1	1/1	0	4
Kirkman	0	0	0	0	1/1	0/0	0	1
Eagles	**8**	**2**	**6**	**0**	**6/8**	**2/3**	**0**	**60**
Opponents	**24**	**15**	**6**	**3**	**17/24**	**6/7**	**0**	**179**

Passing	Att	Cmp	Yds	Cmp%	Yds/Att	TD	TD%	Int	Int%	Lg	Sk/Lost	Rat
Matesic	64	15	284	23.4	4.44	2	3.1	13	20.3	na	na	16.4
Storm	44	15	372	34.1	8.45	3	6.8	10	22.7	na	na	48.9
Leonard	32	11	119	34.4	3.72	0	0.0	3	9.4	na	na	7.2
Rowe	11	1	6	9.1	0.55	0	0.0	2	18.2	6	na	0.0
Kupcinet	5	1	6	20.0	1.20	0	0.0	0	0.0	6	na	39.6
Weinstock	5	1	12	20.0	2.40	0	0.0	1	20.0	12	na	0.0
Sebastian	4	0	0	0.0	0.00	0	0.0	1	25.0	0	na	0.0
Banas	2	0	0	0.0	0.00	0	0.0	0	0.0	0	na	39.6
S.Hanson	1	1	23	100.0	23.00	0	0.0	0	0.0	23	na	118.8
Kirkman	1	1	1	100.0	1.00	1	100.0	0	0.0	1t	na	118.8
Eagles	**169**	**46**	**823**	**27.2**	**4.87**	**6**	**3.6**	**30**	**17.8**	**na**	**na**	**19.6**
Opponents	**168**	**59**	**871**	**35.1**	**5.18**	**6**	**3.6**	**23**	**13.7**	**na**	**na**	**25.3**

1936 EAGLES STATISTICS

Record: 1-11, 5th in Eastern
Head Coach: Bert Bell

S-13	W	10-7	NY Giants	20,000
S-20	L	3-26	Boston Redskins	20,000
S-27	L	0-17	Chicago Bears	25,000
O-04	L	0-18	at Brooklyn Dodgers	10,000
O-11	L	0-23	Detroit	15,000
O-14	L	0-17	at Pittsburgh	10,042
O-18	L	7-17	at Boston Redskins	4,000
O-25	L	17-21	at NY Giants	15,000
N-05	L	0-6	Pittsburgh (Johnstown, PA)	7,891
N-08	L	0-13	at Chicago Cardinals	1,500
N-22	L	7-28	Chicago Bears	10,000
N-29	L	7-13	Brooklyn Dodgers	5,000

TEAM STATS	EAGLES	OPP
Total First Downs	**99**	**132**
Rushing	na	na
Passing	na	na
Penalty	na	na
3rd Down: Made/Att	**na**	**na**
3rd Down Pct.	na	na
4th Down: Made/Att	**na**	**na**
4th Down Pct.	na	na
Possession Avg.	**na**	**na**
Total Net Yards	**2068**	**2857**
Avg. Per Game	172.3	238.1
Total Plays	643	615
Avg. Per Play	3.2	4.6
Net Yards Rushing	**1415**	**1973**
Avg. Per Game	117.9	164.4
Total Rushes	473	468
Net Yards Passing	**603**	**853**
Avg. Per Game	50.3	71.1
Sacked/Yards Lost	na	na
Gross Yards	na	na
Att./Completions	170/39	147/61
Completion Pct.	22.9	41.5
Had Intercepted	36	15
Punts/Average	**na**	**na**
Net Punting Avg.	**na**	**na**
Penalties/Yards	**na**	**na**
Fumbles/Ball Lost	**na**	**na**
Touchdowns	**6**	**26**
Rushing	2	12
Passing	3	10
Returns	1	4

Rushing	No.	Yds	Avg	Lg	TD
Hanson	119	359	3.0	na	1
Thomason	109	333	3.1	na	0
Smukler	99	321	3.2	na	0
Kusko	49	209	4.3	na	1
Jackson	46	76	1.7	na	0
Leonard	33	72	2.2	na	0
Bassman	4	19	4.8	na	0
Masters	7	18	2.6	na	0
Frey	7	8	1.1	na	0
Eagles	**473**	**1415**	**3.0**	**na**	**2**
Opponents	**468**	**1973**	**4.2**	**na**	**12**

Receiving	No.	Yds	Avg	Lg	TD
Manske	17	325	19.1	na	0
Leonard	5	46	9.2	na	1
Pilconis	4	51	12.8	na	1
Carter	4	42	10.5	na	1
Frey	3	65	21.7	na	0
Hanson	3	33	11.0	na	0
Bassman	2	38	19.0	na	0
Mulligan	1	3	3.0	3	0
Eagles	**39**	**603**	**15.5**	**na**	**3**
Opponents	**61**	**853**	**14.0**	**na**	**10**

Score By Periods	Q1	Q2	Q3	Q4	OT	Pts
Eagles	17	10	7	17	0	51
Opponents	23	74	57	52	0	206

Scoring	TD	Ru	Pa	Rt	PAT	FG	2Pt	Pts
Reese	0	0	0	0	3/3	2/2	0	9
Thomason	1	0	0	1	1/1	0/0	0	7
Carter	1	0	1	0			0	6
Hanson	1	1	0	0			0	6
Kusko	1	1	0	0			0	6
Leonard	1	0	1	0			0	6
Pilconis	1	0	1	0			0	6
Smukler	0	0	0	0	2/2	1/1	0	5
Eagles	**6**	**2**	**3**	**1**	**6/6**	**3/3**	**0**	**51**
Opponents	**26**	**12**	**10**	**4**	**20/26**	**10/13**	**0**	**206**

Passing	Att	Cmp	Yds	Cmp%	Yds/Att	TD	TD%	Int	Int%	Lg	Sk/Lost	Rat
Smukler	68	21	345	30.9	5.07	3	4.4	6	8.8	na	na	26.9
Jackson	35	7	80	20.0	2.29	0	0.0	11	31.4	na	na	0.0
Kusko	27	6	108	22.2	4.00	0	0.0	8	29.6	na	na	4.2
Hanson	15	0	0	0.0	0.00	0	0.0	4	26.7	0	na	0.0
Thomason	10	1	11	10.0	1.10	0	0.0	3	30.0	11	na	0.0
Leonard	6	2	45	33.3	7.50	0	0.0	2	33.3	na	na	21.5
Masters	6	1	11	16.7	1.83	0	0.0	1	16.7	11	na	0.0
Bassman	3	1	3	33.3	1.00	0	0.0	1	33.3	3	na	2.8
Manske	0	0	0	---	---	0	---	0	---	0	na	---
Eagles	**170**	**39**	**603**	**22.9**	**3.55**	**3**	**1.8**	**36**	**21.2**	**na**	**na**	**8.2**
Opponents	**147**	**61**	**853**	**41.5**	**5.80**	**10**	**6.8**	**15**	**10.2**	**na**	**na**	**43.9**

1937 EAGLES STATISTICS

Record: 2-8-1, 5th in Eastern
Head Coach: Bert Bell

S-05	L	14-27	at Pittsburgh	8,588
S-10	L	7-13	Brooklyn Dodgers	5,221
S-21	L	3-21	Cleveland Rams	3,107
S-28	T	6-6	Chicago Cardinals	3,912
O-03	L	7-16	NY Giants	4,878
O-10	W	14-0	at Washington	7,320
O-17	L	0-21	at NY Giants	20,089
O-24	L	7-10	Washington	6,580
O-31	L	7-16	at Pittsburgh Pirates	2,772
N-07	W	14-10	at Brooklyn Dodgers	8,373
N-14	L	7-37	at Green Bay	13,340

Rushing	No.	Yds	Avg	Lg	TD
Mortell	100	312	3.1	na	0
Smukler	92	247	2.7	na	1
Keen	34	154	4.5	na	0
Hanson	18	59	3.3	na	1
Masters	9	32	3.6	na	0
Kusko	17	27	1.6	na	0
Pilconis	2	21	10.5	na	0
Baze	3	14	4.7	na	0
Frey	5	11	2.2	na	0
Arnold	5	7	1.4	na	0
Eagles	**285**	**884**	**3.1**	**na**	**2**
Opponents	**502**	**1812**	**3.6**	**na**	**6**

Score By Periods	Q1	Q2	Q3	Q4	OT	Pts
Eagles	21	31	0	34	0	86
Opponents	35	43	28	71	0	177

Scoring	TD	Ru	Pa	Rt	PAT	FG	2Pt	Pts
Hewitt	5	0	5	0			0	30
Carter	3	0	3	0			0	18
Smukler	1	1	0	0	8/9	1/1	0	17
Hanson	1	1	0	0			0	6
Harper	1	0	0	1			0	6
Pilconis	1	0	0	1			0	6
Reese	0	0	0	0	3/3	0/0	0	3
Eagles	**12**	**2**	**8**	**2**	**11/12**	**1/1**	**0**	**86**
Opponents	**24**	**6**	**15**	**3**	**18/24**	**5/7**	**0**	**177**

TEAM STATS	EAGLES	OPP
Total First Downs	**67**	**130**
Rushing	na	na
Passing	na	na
Penalty	na	na
3rd Down: Made/Att	**na**	**na**
3rd Down Pct.	na	na
4th Down: Made/Att	**na**	**na**
4th Down Pct.	na	na
Possession Avg.	**na**	**na**
Total Net Yards	**1766**	**3150**
Avg. Per Game	160.5	286.4
Total Plays	492	698
Avg. Per Play	3.6	4.5
Net Yards Rushing	**884**	**1812**
Avg. Per Game	80.4	164.7
Total Rushes	285	502
Net Yards Passing	**849**	**1315**
Avg. Per Game	77.2	119.5
Sacked/Yards Lost	na	na
Gross Yards	na	na
Att./Completions	207/63	196/79
Completion Pct.	30.4	40.3
Had Intercepted	24	19
Punts/Average	**na**	**na**
Net Punting Avg.	**na**	**na**
Penalties/Yards	**na**	**na**
Fumbles/Ball Lost	**na**	**na**
Touchdowns	**12**	**24**
Rushing	2	6
Passing	8	15
Returns	2	3

Receiving	No.	Yds	Avg	Lg	TD
Hewitt	16	197	12.3	na	5
Carter	15	282	18.8	na	3
Arnold	8	142	17.8	na	0
Pilconis	6	59	9.8	na	0
Keen	5	45	9.0	na	0
Masters	4	60	15.0	na	0
Frey	4	19	4.8	na	0
Kusko	2	47	23.5	na	0
Baze	1	2	2.0	2	0
Mortell	1	0	0.0	0	0
Smukler	1	-4	-4.0	-4	0
Eagles	**63**	**849**	**13.5**	**na**	**8**
Opponents	**79**	**1315**	**16.6**	**na**	**15**

Passing	Att	Cmp	Yds	Cmp%	Yds/Att	TD	TD%	Int	Int%	Lg	Sk/Lost	Rat
Smukler	118	42	432	35.6	3.66	5	4.2	14	11.9	na	na	21.5
Mortell	71	18	320	25.4	4.51	2	2.8	8	11.3	na	na	15.7
Kusko	7	2	11	28.6	1.57	0	0.0	2	28.6	na	na	0.0
Keen	5	1	86	20.0	17.20	1	20.0	0	0.0	na	na	118.8
Baze	3	0	0	0.0	0.00	0	0.0	0	0.0	na	na	39.6
Hanson	2	0	0	0.0	0.00	0	0.0	0	0.0	na	na	39.6
Frey	1	0	0	0.0	0.00	0	0.0	0	0.0	na	na	39.6
Eagles	**207**	**63**	**849**	**30.4**	**4.10**	**8**	**3.9**	**24**	**11.6**	**na**	**na**	**17.8**
Opponents	**196**	**79**	**1315**	**40.3**	**6.71**	**15**	**7.7**	**19**	**9.7**	**na**	**na**	**49.6**

1938 EAGLES STATISTICS

Record: 5-6, 4th in Eastern
Head Coach: Bert Bell

S-11	L	23-26	Washington	20,000
S-16	W	27-7	at Pittsburgh (Buffalo, NY)	19,749
S-25	W	14-10	NY Giants	20,000
O-02	L	6-28	Chicago Bears	22,245
O-16	L	7-17	at NY Giants	33,187
O-23	L	14-20	at Washington	3,000
O-26	W	7-0	at Chicago Cardinals (Erie, PA)	15,000
N-06	L	7-10	Brooklyn Dodgers	12,000
N-13	L	14-32	at Brooklyn Dodgers	13,052
N-20	W	14-7	Pittsburgh Pirates (Charleston, WV)	6,500
D-04	W	21-7	at Detroit	19,000

TEAM STATS	EAGLES	OPP
Total First Downs	**86**	**146**
Rushing	47	89
Passing	30	46
Penalty	9	11
3rd Down: Made/Att	**na**	**na**
3rd Down Pct.	na	na
4th Down: Made/Att	**na**	**na**
4th Down Pct.	na	na
Possession Avg.	**na**	**na**
Total Net Yards	**1927**	**3270**
Avg. Per Game	175.2	297.3
Total Plays	537	660
Avg. Per Play	3.6	5.0
Net Yards Rushing	**1011**	**1855**
Avg. Per Game	91.9	168.6
Total Rushes	346	463
Net Yards Passing	**917**	**1396**
Avg. Per Game	83.4	126.9
Sacked/Yards Lost	na	na
Gross Yards	na	na
Att./Completions	191/64	197/97
Completion Pct.	33.5	49.2
Had Intercepted	19	16
Punts/Average	**na**	**na**
Net Punting Avg.	**na**	**na**
Penalties/Yards	**na**	**na**
Fumbles/Ball Lost	**na**	**na**
Touchdowns	**22**	**22**
Rushing	2	12
Passing	15	7
Returns	5	3

Rushing	No.	Yds	Avg	Lg	TD
Smukler	96	313	3.3	na	1
Mortell	110	296	2.7	na	0
Riffle	65	227	3.5	na	1
Bukant	48	119	2.5	na	0
Arnold	19	22	1.2	na	0
Dow	4	20	5.0	na	0
Keen	3	10	3.3	na	0
Cole	1	4	4.0	4	0
Eagles	**346**	**1011**	**2.9**	**na**	**2**
Opponents	**463**	**1855**	**4.0**	**na**	**12**

Receiving	No.	Yds	Avg	Lg	TD
Carter	27	386	14.3	na	7
Hewitt	18	237	13.2	na	4
Arnold	6	74	12.3	na	2
Ramsey	5	122	24.4	na	1
Dow	5	88	17.6	na	1
Cole	2	9	4.5	na	0
Pylman	1	1	1.0	1	0
Eagles	**64**	**917**	**14.3**	**na**	**15**
Opponents	**97**	**1396**	**14.4**	**na**	**7**

Score By Periods	Q1	Q2	Q3	Q4	OT	Pts
Eagles	31	40	56	27	0	154
Opponents	28	65	39	32	0	164

Scoring	TD	Ru	Pa	Rt	PAT	FG	2Pt	Pts
Carter	8	0	7	1			0	48
Arnold	4	0	2	2	3/3	0/1	0	27
Hewitt	4	0	4	0			0	24
Smukler	2	1	0	1	6/6	0/2	0	18
Reese	0	0	0	0	10/13	1/6	0	13
Dow	1	0	1	0			0	6
Pylman	1	0	0	1			0	6
Ramsey	1	0	1	0			0	6
Riffle	1	1	0	0			0	6
Burnette LG	0	0	0	0	0/0	0/1	0	0
Eagles	**22**	**2**	**15**	**5**	**19/22**	**1/9**	**0**	**154**
Opponents	**22**	**12**	**7**	**3**	**17/21**	**4/4**	**0**	**164**

** Opponents registered one safety*

Passing	Att	Cmp	Yds	Cmp%	Yds/Att	TD	TD%	Int	Int%	Lg	Sk/Lost	Rat
Smukler	102	42	524	41.2	5.14	8	7.8	8	7.8	na	na	51.3
Mortell	57	12	201	21.1	3.53	6	10.5	7	12.3	na	na	37.3
Riffle	31	9	178	29.0	5.74	1	3.2	4	12.9	na	na	22.2
Bukant	1	1	14	100.0	14.00	0	0.0	0	0.0	na	na	118.8
Eagles	**191**	**64**	**917**	**33.5**	**4.80**	**15**	**7.9**	**19**	**9.9**	**na**	**na**	**36.6**
Opponents	**197**	**97**	**1396**	**49.2**	**7.09**	**7**	**3.6**	**16**	**8.1**	**na**	**na**	**50.6**

1939 EAGLES STATISTICS

Record: 1-9-1, T-4th in Eastern
Head Coach: Bert Bell

S-17	L	0-7	Washington	33,258
S-24	L	3-13	NY Giants	30,600
O-01	T	0-0	Brooklyn Dodgers	1,880
O-15	L	10-27	at NY Giants	34,471
O-22	L	14-23	at Brooklyn Dodgers	13,057
N-05	L	6-7	at Washington	20,444
N-12	L	16-23	Green Bay	23,000
N-19	L	14-27	at Chicago Bears	21,398
N-23	W	17-14	Pittsburgh	20,000
N-26	L	12-24	at Pittsburgh	8,788
D-03	L	13-35	at Cleveland Rams (Col. Springs, CO)	9,189

TEAM STATS	EAGLES	OPP
Total First Downs	**97**	**107**
Rushing	43	63
Passing	44	38
Penalty	10	6
3rd Down: Made/Att	**na**	**na**
3rd Down Pct.	na	na
4th Down: Made/Att	**na**	**na**
4th Down Pct.	na	na
Possession Avg.	**na**	**na**
Total Net Yards	**2165**	**2954**
Avg. Per Game	196.8	268.5
Total Plays	596	665
Avg. Per Play	3.6	4.4
Net Yards Rushing	**631**	**1661**
Avg. Per Game	57.4	151.0
Total Rushes	329	455
Net Yards Passing	**1516**	**1290**
Avg. Per Game	137.8	117.3
Sacked/Yards Lost	na	na
Gross Yards	na	na
Att./Completions	267/119	210/98
Completion Pct.	44.6	46.7
Had Intercepted	22	17
Punts/Average	**88/39.9**	**73/39.6**
Net Punting Avg.	**88/34.6**	**73/34.5**
Penalties/Yards	**na**	**na**
Fumbles/Ball Lost	**28/15**	**24/13**
Touchdowns	**14**	**25**
Rushing	5	11
Passing	7	11
Returns	1	3

Rushing	No.	Yds	Avg	Lg	TD
Smukler	45	218	4.8	na	0
Murray	49	137	2.8	na	1
Bukant	59	136	2.3	na	3
Mortell	37	88	2.4	na	0
Riffle	18	61	3.4	na	0
Ellis	1	6	6.0	6	0
Carter	1	4	4.0	4	0
Arnold	8	1	0.1	na	0
Hewitt	1	1	1.0	1	0
Newton	1	0	0.0	0	0
Dow	1	-7	-7.0	-7	0
O'Brien	108	-14	-0.1	na	1
Eagles	**329**	**631**	**1.9**	**na**	**5**
Opponents	**455**	**1661**	**3.7**	**na**	**11**

Receiving	No.	Yds	Avg	Lg	TD
Ramsey	31	359	11.6	na	1
Carter	24	292	12.2	na	2
Hewitt	15	243	16.2	na	1
Arnold	13	207	15.9	na	1
Murray	13	144	11.1	na	1
Newton	9	123	13.7	na	1
Riffle	6	57	9.5	na	0
Dow	5	58	11.6	na	0
Kolberg	3	33	11.0	na	0
Eagles	**119**	**1516**	**12.7**	**na**	**7**
Opponents	**98**	**1290**	**13.2**	**na**	**11**

Score By Periods	Q1	Q2	Q3	Q4	OT	Pts
Eagles	9	34	16	46	0	105
Opponents	37	54	48	61	0	200

Scoring	TD	Ru	Pa	Rt	PAT	FG	2Pt	Pts
Murray	2	1	1	0	8/12	2/4	0	26
Bukant	3	3	0	0			0	18
Arnold	2	0	1	1			0	12
Carter	2	0	2	0			0	12
Reese	0	0	0	0	1/1	2/4	0	7
Hewitt	1	0	1	0			0	6
Newton	1	0	1	0			0	6
O'Brien	1	1	0	0			0	6
Ramsey	1	0	1	0			0	6
Schmitt	1	0	0	1			0	6
Eagles	**14**	**5**	**7**	**2**	**9/13**	**4/8**	**0**	**105**
Opponents	**25**	**11**	**11**	**3**	**23/25**	**9/18**	**0**	**200**

Punting	No	Yds	Avg	Net	TB	Lg	B
Murray	33	1220	37.0	37.0	0	54	0
Mortell	23	907	39.4	39.4	0	62	1
Riffle	17	683	40.2	40.2	0	49	0
Smukler	10	483	48.3	48.3	0	62	0
O'Brien	3	120	40.0	40.0	0	64	0
Arnold	1	42	42.0	42.0	0	42	0
Bukant	1	54	54.0	54.0	0	54	0
Eagles	**88**	**3509**	**39.9**	**34.6**	**0**	**64**	**1**
Opponents	**73**	**2890**	**39.6**	**34.5**	**0**	**80**	**2**

Passing	Att	Cmp	Yds	Cmp%	Yds/Att	TD	TD%	Int	Int%	Lg	Sk/Lost	Rat
O'Brien	201	99	1324	49.3	6.59	6	3.0	17	8.5	na	na	45.3
Mortell	41	12	134	29.3	3.27	1	2.4	0	0.0	na	na	48.8
Smukler	20	7	56	35.0	2.80	0	0.0	4	20.0	na	na	4.2
Riffle	4	1	2	25.0	0.50	0	0.0	1	25.0	na	na	0.0
Bukant	1	0	0	0.0	0.00	0	0.0	0	0.0	na	na	39.6
Hewitt	0	0	0	---	---	0	---	0	---	na	na	---
Eagles	**267**	**119**	**1516**	**44.6**	**5.68**	**7**	**2.6**	**22**	**8.2**	**na**	**na**	**37.3**
Opponents	**210**	**98**	**1290**	**46.7**	**6.14**	**11**	**5.2**	**17**	**8.1**	**na**	**na**	**50.3**

1940 EAGLES STATISTICS

Record: 1-10, 5th in Eastern
Head Coach: Bert Bell

S-15	L	20-27	at Green Bay	11,657
S-22	L	13-21	at Cleveland Rams	15,941
S-28	L	14-20	NY Giants	26,431
O-04	L	17-30	at Brooklyn Dodgers	24,008
O-13	L	7-17	at NY Giants	30,317
O-20	L	17-34	Washington	25,062
O-26	L	7-21	Brooklyn Dodgers	6,500
N-10	L	3-7	at Pittsburgh	9,556
N-17	L	0-21	Detroit	6,327
N-28	W	7-0	Pittsburgh	4,200
D-01	L	6-13	at Washington	25,838

TEAM STATS	EAGLES	OPP
Total First Downs	**122**	**115**
Rushing	40	77
Passing	72	35
Penalty	10	3
3rd Down: Made/Att	**na**	**na**
3rd Down Pct.	na	na
4th Down: Made/Att	**na**	**na**
4th Down Pct.	na	na
Possession Avg.	**na**	**na**
Total Net Yards	**2153**	**2790**
Avg. Per Game	195.7	253.6
Total Plays	679	611
Avg. Per Play	3.2	4.6
Net Yards Rushing	**298**	**1778**
Avg. Per Game	27.1	161.6
Total Rushes	317	460
Net Yards Passing	**1855**	**1012**
Avg. Per Game	168.6	92.0
Sacked/Yards Lost	na	na
Gross Yards	na	na
Att./Completions	362/152	151/80
Completion Pct.	42.0	53.0
Had Intercepted	20	12
Punts/Average	**87/36.5**	**74/37.6**
Net Punting Avg.	**87/29.1**	**76/32.3**
Penalties/Yards	**na**	**na**
Fumbles/Ball Lost	**na**	**na**
Touchdowns	**15**	**28**
Rushing	8	18
Passing	6	9
Returns	1	1

Rushing	No.	Yds	Avg	Lg	TD
Riffle	81	238	2.9	na	4
Hackney	32	101	3.2	na	1
Emmons	29	77	2.7	na	1
Cole	26	75	2.9	na	0
Bukant	18	50	2.8	na	1
Arnold	3	9	3.0	na	0
Murray	8	7	0.9	na	0
Schmitt	1	6	6.0	6	0
McDonald	2	-2	-1.0	na	0
Carter	1	-3	-3.0	-3	0
Looney	2	-4	-2.0	na	0
Watkins	14	-76	-5.4	na	0
O'Brien	100	-180	-1.8	na	1
Eagles	**317**	**298**	**0.9**	**na**	**8**
Opponents	**460**	**1778**	**3.9**	**na**	**18**

Receiving	No.	Yds	Avg	Lg	TD
Looney	58	707	12.2	na	4
Ramsey	17	143	8.4	na	0
McDonald	14	289	20.6	na	0
Carter	12	201	16.8	na	0
Murray	12	125	10.4	na	0
Wendlick	8	67	8.4	na	0
Riffle	8	58	7.3	na	1
Arnold	7	145	20.7	na	0
Kolberg	6	43	7.2	na	0
Emmons	3	19	6.3	na	1
Cole	2	11	5.5	na	0
Hackney	2	4	2.0	na	0
Newton	1	22	22.0	22	0
Bukant	1	13	13.0	13	0
Schmitt	1	8	8.0	8	0
Eagles	**152**	**1855**	**12.2**	**na**	**6**
Opponents	**80**	**1012**	**12.7**	**na**	**9**

INTs	No.	Yds	Avg	Lg	TD
O'Brien	4	92	23.0	51	0
Murray	2	10	5.0	6	0
Kolberg	1	15	15.0	15	0
Newton	1	12	12.0	12	0
Bukant	1	10	10.0	10	0
Ramsey	1	5	5.0	5	0
Arnold	1	4	4.0	4	0
Cherundolo	1	0	0.0	0	0
Eagles	**12**	**148**	**12.3**	**51**	**0**
Opponents	**20**	**142**	**7.1**	**45**	**0**

Score By Periods	Q1	Q2	Q3	Q4	OT	Pts
Eagles	16	27	14	54	0	111
Opponents	65	46	64	36	0	211

Scoring	TD	Ru	Pa	Rt	PAT	FG	2Pt	Pts
Looney	5	0	4	1			0	30
Riffle	5	4	1	0			0	30
Emmons	2	1	1	0			0	12
Somers	0	0	0	0	1/1	2/9	0	7
Bukant	1	1	0	0			0	6
Cole	0	0	0	0	3/4	1/1	0	6
Hackney	1	1	0	0			0	6
Murray	0	0	0	0	6/8	0/1	0	6
O'Brien	1	1	0	0			0	6
Watkins	0	0	0	0	2/2	0/0	0	2
Eagles	**15**	**8**	**6**	**1**	**12/15**	**3/11**	**0**	**111**
Opponents	**28**	**18**	**9**	**1**	**23/28**	**6/11**	**1**	**211**

Punting	No	Yds	Avg	Net	TB	Lg	B
Murray	30	1098	36.6	36.6	0	50	0
Bukant	15	568	37.9	37.9	0	52	0
Riffle	14	479	34.2	34.2	0	48	0
Cole	10	336	33.6	33.6	0	66	0
Kolberg	10	401	40.1	40.1	0	50	0
O'Brien	6	246	41.0	41.0	0	56	0
Watkins	2	45	22.5	22.5	0	35	0
Eagles	**87**	**3173**	**36.5**	**29.1**	**0**	**66**	**0**
Opponents	**74**	**2781**	**37.6**	**32.3**	**0**	**85**	**2**

Passing	Att	Cmp	Yds	Cmp%	Yds/Att	TD	TD%	Int	Int%	Lg	Sk/Lost	Rat
O'Brien	277	124	1290	44.8	4.66	5	1.8	17	6.1	na	na	39.2
Watkins	85	28	565	32.9	6.65	1	1.2	3	3.5	na	na	46.4
Eagles	**362**	**152**	**1855**	**42.0**	**5.12**	**6**	**1.7**	**20**	**5.5**	**na**	**na**	**40.9**
Opponents	**151**	**80**	**1012**	**53.0**	**6.70**	**9**	**6.0**	**12**	**7.9**	**na**	**na**	**60.9**

1941 EAGLES STATISTICS

Record: 2-8-1, 4th in Eastern
Head Coach: Greasy Neale

S-13	L	0-24	NY Giants	25,478
S -21	W	10-7	at Pittsburgh	12,893
S-27	L	13-24	Brooklyn Dodgers	16,341
O-12	L	0-16	at NY Giants	30,842
O-19	L	17-21	Washington	19,071
O-26	W	21-14	Chicago Cardinals	12,683
N-02	L	6-15	at Brooklyn Dodgers	15,899
N-09	T	7-7	Pittsburgh	15,601
N-16	L	17-21	at Detroit	16,306
N-30	L	14-49	Chicago Bears	32,608
D-07	L	14-20	at Washington	27,102

TEAM STATS	EAGLES	OPP
Total First Downs	**128**	**126**
Rushing	60	72
Passing	59	47
Penalty	9	7
3rd Down: Made/Att	**na**	**na**
3rd Down Pct.	na	na
4th Down: Made/Att	**na**	**na**
4th Down Pct.	na	na
Possession Avg.	**na**	**na**
Total Net Yards	**2313**	**2887**
Avg. Per Game	210.3	262.5
Total Plays	609	673
Avg. Per Play	3.8	4.3
Net Yards Rushing	**849**	**1485**
Avg. Per Game	77.2	135.0
Total Rushes	360	435
Net Yards Passing	**1363**	**1369**
Avg. Per Game	123.9	124.5
Sacked/Yards Lost	na	na
Gross Yards	na	na
Att./Completions	249/115	238/100
Completion Pct.	46.2	42.0
Had Intercepted	27	21
Punts/Average	**69/41.0**	**66/37.0**
Net Punting Avg.	**69/33.1**	**68/33.6**
Penalties/Yards	**54/407**	**52/495**
Fumbles/Ball Lost	**24/15**	**21/10**
Touchdowns	**16**	**29**
Rushing	6	12
Passing	10	14
Returns	0	3

Score By Periods	Q1	Q2	Q3	Q4	OT	Pts
Eagles	35	40	31	13	0	119
Opponents	29	48	42	99	0	218

Rushing	No.	Yds	Avg	Lg	TD
Castiglia	60	183	3.1	47t	4
DeSantis	45	125	2.8	26	0
Fox	21	97	4.6	13	0
Banta	27	92	3.4	31	1
Bartholomew	21	69	3.3	10	0
Landsberg	23	69	3.0	33	0
Barnum	35	64	1.8	20	0
Gloden	22	55	2.5	10	0
Basca	15	44	2.9	18	1
Tomasetti	10	37	3.7	11	0
Watkins	15	11	0.7	8	0
McAfee	9	6	0.7	3	0
Ghecas	2	0	0.0	3	0
Conti	1	-1	-1.0	-1	0
Thompson	54	-2	-0.0	14	0
Eagles	**360**	**849**	**2.4**	**47t**	**6**
Opponents	**435**	**1485**	**3.4**	**46**	**12**

Receiving	No.	Yds	Avg	Lg	TD
Humbert	29	332	11.4	33	3
Krieger	19	240	12.6	33	2
Piro	10	141	14.1	26	1
Fox	6	71	11.8	21	0
Tomasetti	5	54	10.8	40t	1
Shonk	5	52	10.4	14	0
Landsberg	5	51	10.2	19	0
Cabrelli	4	90	22.5	50	1
DeSantis	4	53	13.3	19	0
Watkins	4	36	9.0	16	0
Thompson	4	30	7.5	13	1
Castiglia	4	24	6.0	11	0
McAfee	3	30	10.0	13	1
Bartholomew	3	15	5.0	7	0
Basca	2	45	22.5	25	0
Banta	2	42	21.0	37	0
Ferrante	2	22	11.0	12	0
Gloden	2	13	6.5	11	0
Barnum	1	11	11.0	11	0
Hershey	1	11	11.0	11	0
Eagles	**115**	**1363**	**11.9**	**50**	**10**
Opponents	**100**	**1369**	**13.7**	**71t**	**14**

Punting	No	Yds	Avg	Net	TB	Lg	B
Barnum	41	1788	43.6	42.6	2	68	0
Basca	10	348	34.8	29.6	0	45	0
Banta	9	412	45.8	45.8	0	67	0
DeSantis	7	206	29.4	29.4	0	45	0
McAfee	1	32	32.0	32.0	0	32	0
Thompson	1	43	43.0	43.0	0	43	0
Eagles	**69**	**2829**	**41.0**	**33.1**	**2**	**68**	**0**
Opponents	**66**	**2445**	**37.0**	**33.6**	**1**	**70**	**2**

Scoring	TD	Ru	Pa	Rt	PAT	FG	2Pt	Pts
Castiglia	4	4	0	0			0	24
Basca	1	1	0	0	9/9	1/2	0	18
Humbert	3	0	3	0			0	18
Krieger	2	0	2	0			0	12
Barnum	0	0	0	0	2/2	2/6	0	8
McAfee	1	0	1	0	2/2	0/0	0	8
Banta	1	1	0	0			0	6
Cabrelli	1	0	1	0			0	6
Piro	1	0	1	0			0	6
Thompson	1	0	1	0			0	6
Tomasetti	1	0	1	0			0	6
DeSantis	0	0	0	0	1/1	0/0	0	1
Eagles	**16**	**6**	**10**	**0**	**14/14**	**3/8**	**0**	**119**
Opponents	**29**	**12**	**14**	**3**	**27/29**	**5/13**	**0**	**218**

** Opponents registered one safety*

INTs	No.	Yds	Avg	Lg	TD
Basca	3	27	9.0	na	0
Thompson	3	24	8.0	na	0
Landsberg	2	45	22.5	na	0
Graham	2	39	19.5	na	0
DeSantis	2	37	18.5	na	0
Barnum	2	20	10.0	na	0
Feibish	1	9	9.0	9	0
Cemore	1	6	6.0	6	0
Bartholomew	1	5	5.0	5	0
Shonk	1	1	1.0	1	0
Castiglia	1	0	0.0	0	0
Humbert	1	0	0.0	0	0
Piro	1	0	0.0	0	0
Eagles	**21**	**213**	**10.1**	**na**	**0**
Opponents	**27**	**522**	**19.3**	**na**	**2**

Kickoff Returns	No.	Yds	Avg	Lg	TD
Castiglia	7	199	28.4	72	0
DeSantis	6	144	24.0	30	0
Barnum	3	58	19.3	24	0
Bartholomew	2	56	28.0	45	0
Landsberg	2	49	24.5	38	0
McAfee	2	64	32.0	39	0
Basca	1	22	22.0	22	0
Fox	1	16	16.0	16	0
Ghecas	1	17	17.0	17	0
Hinkle	1	5	5.0	5	0
Humbert	1	15	15.0	15	0
Piro	1	33	33.0	33	0
Shonk	1	16	16.0	16	0
Thompson	1	23	23.0	23	0
Watkins	1	17	17.0	17	0
Eagles	**31**	**734**	**23.7**	**72**	**0**
Opponents	**26**	**502**	**19.3**	**53**	**0**

Passing	Att	Cmp	Yds	Cmp%	Yds/Att	TD	TD%	Int	Int%	Lg	Sk/Lost	Rat
Thompson	162	86	959	53.1	5.92	8	4.9	14	8.6	50	na	51.4
Barnum	55	19	260	34.5	4.73	0	0.0	10	18.2	33	na	11.0
DeSantis	7	3	78	42.9	11.14	1	14.3	1	14.3	40t	na	84.2
Watkins	10	6	62	60.0	6.20	1	10.0	0	0.0	15	na	111.3
McAfee	4	1	4	25.0	1.00	0	0.0	0	0.0	4	na	39.6
Castiglia	7	0	0	0.0	0.00	0	0.0	1	14.3	0	na	0.0
Basca	4	0	0	0.0	0.00	0	0.0	1	25.0	--	na	0.0
Eagles	**249**	**115**	**1363**	**46.2**	**5.47**	**10**	**4.0**	**27**	**10.8**	**50**	**na**	**37.2**
Opponents	**238**	**100**	**1369**	**42.0**	**5.75**	**14**	**5.9**	**21**	**8.8**	**71t**	**na**	**43.9**

Punt Returns	Ret	FC	Yds	Avg	Lg	TD
DeSantis	9	0	80	8.9	18	0
Thompson	5	0	27	5.4	15	0
McAfee	3	0	21	7.0	13	0
Watkins	3	0	17	5.7	8	0
Landsberg	2	0	15	7.5	9	0
Tomasetti	2	0	30	15.0	15	0
Ghecas	1	0	11	11.0	11	0
Basca	1	0	8	8.0	8	0
Bartholomew	1	0	1	1.0	1	0
Eagles	**27**	**0**	**210**	**7.8**	**18**	**0**
Opponents	**37**	**0**	**503**	**13.6**	**25**	**0**

1942 EAGLES STATISTICS

Record: 2-9, 5th in Eastern
Head Coach: Greasy Neale

S-13	W	24-14	at Pittsburgh	13,349
S-20	L	14-24	at Cleveland Rams (Akron, OH)	6,434
S-27	L	14-35	Brooklyn Dodgers (Buffalo, NY)	5,286
O-04	L	10-14	Washington	15,500
O-11	L	17-35	at NY Giants	28,264
O-18	L	0-14	Pittsburgh	12,500
O-25	L	14-45	at Chicago Bears	15,372
N-01	L	27-30	at Washington	32,658
N-08	L	0-14	NY Giants	13,600
N-15	W	14-7	at Brooklyn Dodgers	3,858
N-29	L	0-7	Green Bay	13,700

TEAM STATS	EAGLES	OPP
Total First Downs	**124**	**131**
Rushing	66	78
Passing	50	40
Penalty	8	13
3rd Down: Made/Att	**na**	**na**
3rd Down Pct.	na	na
4th Down: Made/Att	**na**	**na**
4th Down Pct.	na	na
Possession Avg.	**na**	**na**
Total Net Yards	**2535**	**3010**
Avg. Per Game	230.5	273.6
Total Plays	619	642
Avg. Per Play	4.1	4.7
Net Yards Rushing	**1089**	**1717**
Avg. Per Game	99.0	156.1
Total Rushes	406	464
Net Yards Passing	**1416**	**1241**
Avg. Per Game	128.7	112.8
Sacked/Yards Lost	na	na
Gross Yards	na	na
Att./Completions	213/96	178/79
Completion Pct.	45.1	44.4
Had Intercepted	17	18
Punts/Average	**71/40.1**	**65/40.4**
Net Punting Avg.	**73/33.8**	**65/31.2**
Penalties/Yards	**47/392**	**51/452**
Fumbles/Ball Lost	**26/11**	**20/10**
Touchdowns	**18**	**33**
Rushing	6	15
Passing	8	12
Returns	3	5

Score By Periods	Q1	Q2	Q3	Q4	OT	Pts
Eagles	20	41	24	49	0	134
Opponents	73	38	76	52	0	239

Rushing	No.	Yds	Avg	Lg	TD
Davis	43	207	4.8	44	2
Pritchard	35	193	5.5	36	0
Ted Williams	50	183	3.7	33t	2
Steele	24	124	5.2	55	0
Tomasetti	45	102	2.3	14	0
Erdlitz	21	69	3.3	17	1
Barnum	30	64	2.1	7	0
Jefferson	11	57	5.2	13	0
Johnson	27	54	2.0	13	0
Stackpool	15	47	3.1	9	0
Hall	8	14	1.8	11	0
Meyer	2	13	6.5	10	0
Masters	1	3	3.0	3	0
Supulski	1	1	1.0	1	0
Binotto	1	-10	-10.0	-10	0
Thompson	92	-32	-0.3	22	1
Eagles	**406**	**1089**	**2.7**	**55**	**6**
Opponents	**464**	**1717**	**3.7**	**63**	**15**

Scoring	TD	Ru	Pa	Rt	PAT	FG	2Pt	Pts
Davis	3	2	1	0			0	18
Barnum	0	0	0	0	7/8	3/7	0	16
Erdlitz	1	1	0	0	8/8	0/0	0	14
Steele	2	0	1	1	1/1	0/0	0	13
Johnson	2	0	2	0			0	12
Ted Williams	2	2	0	0			0	12
Cabrelli	1	0	1	0			0	6
Combs	1	0	1	0			0	6
Meyer	1	0	1	0			0	6
Pate	1	0	0	1			0	6
Pritchard	1	0	0	1			0	6
Sears	1	0	0	1			0	6
Supulski	1	0	1	0			0	6
Thompson	1	1	0	0			0	6
Graves	0	0	0	0	1/1	0/0	0	1
Kasky	0	0	0	0	0/0	0/1	0	0
Eagles	**18**	**6**	**8**	**4**	**17/18**	**3/8**	**0**	**134**
Opponents	**33**	**15**	**12**	**6**	**32/33**	**3/14**	**0**	**239**

Receiving	No.	Yds	Avg	Lg	TD
Meyer	16	324	20.3	60	1
Cabrelli	15	229	15.3	29	1
Johnson	9	123	13.7	65t	2
Ted Williams	9	58	6.4	15	0
Supulski	8	149	18.6	41t	1
Steele	7	114	16.3	36	1
Davis	6	93	15.5	48	1
Erdlitz	5	78	15.6	42	0
Priestley	4	47	11.8	15	0
Combs	4	44	11.0	19t	1
Tomasetti	4	22	5.5	8	0
Barnum	3	54	18.0	32	0
Stackpool	2	59	29.5	39	0
Hall	2	18	9.0	14	0
Pritchard	2	4	2.0	4	0
Eagles	**96**	**1416**	**14.8**	**65t**	**8**
Opponents	**79**	**1241**	**15.7**	**53t**	**12**

Punting	No	Yds	Avg	Net	TB	Lg	B
Barnum	50	2106	42.1	37.5	0	65	1
Pritchard	17	595	35.0	35.0	0	45	0
Steele	2	61	30.5	30.5	0	51	1
Hall	1	36	36.0	36.0	0	36	0
Jefferson	1	50	50.0	50.0	0	50	0
Eagles	**71**	**2848**	**40.1**	**33.8**	**0**	**65**	**2**
Opponents	**65**	**2627**	**40.4**	**31.2**	**0**	**63**	**0**

Kickoff Returns	No.	Yds	Avg	Lg	TD
Davis	9	140	15.6	28	0
Steele	6	140	23.3	36	0
Thompson	5	76	15.2	22	0
Pritchard	3	134	44.7	97t	1
Tomasetti	4	90	22.5	31	0
Jefferson	3	74	24.7	22	0
Ted Williams	3	58	19.3	22	0
Johnson	2	40	20.0	20	0
Barnum	1	16	16.0	16	0
Erdlitz	1	25	25.0	25	0
Hall	1	22	22.0	22	0
Hrabetin	1	7	7.0	7	0
Meyer	1	14	14.0	14	0
Smith	1	13	13.0	13	0
Stackpool	1	13	13.0	13	0
Eagles	**42**	**900**	**21.4**	**97t**	**1**
Opponents	**26**	**632**	**24.3**	**95t**	**1**

INTs	No.	Yds	Avg	Lg	TD
Thompson	4	28	7.0	22	0
Pritchard	3	23	7.7	10	0
Steele	2	49	24.5	29	0
Davis	2	35	17.5	35	0
Tomasetti	1	23	23.0	23	0
Barnum	1	11	11.0	11	0
Hayden	1	5	5.0	5	0
Supulski	1	5	5.0	5	0
Erdlitz	1	0	0.0	0	0
Gerber	1	0	0.0	0	0
Graves	1	0	0.0	0	0
Eagles	**18**	**179**	**9.9**	**35**	**0**
Opponents	**17**	**224**	**13.2**	**34**	**0**

Punt Returns	Ret	FC	Yds	Avg	Lg	TD
Pritchard	11	na	107	9.7	19	0
Davis	10	na	84	8.4	16	0
Steele	9	na	264	20.4	80t	1
Thompson	8	na	60	7.5	12	0
Tomasetti	3	na	37	12.3	20	0
Barnum	1	na	44	44.0	44	0
Eagles	**42**	**na**	**596**	**14.2**	**80t**	**1**
Opponents	**31**	**na**	**445**	**14.4**	**51**	**0**

Passing	Att	Cmp	Yds	Cmp%	Yds/Att	TD	TD%	Int	Int%	Lg	Sk/Lost	Rat
Thompson	203	95	1410	46.8	6.95	8	3.9	16	7.9	65t	na	50.3
Barnum	9	1	6	11.1	0.67	0	0.0	1	11.1	6	na	0.0
Jefferson	1	0	0	0.0	0.00	0	0.0	0	0.0	0	na	39.6
Eagles	**213**	**96**	**1416**	**45.1**	**6.65**	**8**	**3.8**	**17**	**8.0**	**65t**	**na**	**46.6**
Opponents	**178**	**79**	**1241**	**44.4**	**6.97**	**12**	**6.7**	**18**	**10.1**	**53t**	**na**	**51.0**

1943 STEAGLES STATISTICS

Record: 5-4-1, 3rd in Eastern
Head Coach: Greasy Neale & Walt

O-02	W	17-0	Brooklyn Dodgers	11,131
O-09	W	28-14	NY Giants	15,340
O-17	L	21-48	at Chicago Bears	21,744
O-24	L	14-42	at NY Giants	42,681
O-31	W	34-13	Chi. Cardinals (Pitt.)	16,351
N-07	T	14-14	Washington	28,893
N-14	L	7-13	at Brooklyn Dodgers	7,614
N-21	W	35-34	Detroit (Pitt.)	23,338
N-28	W	27-14	at Washington	35,826
D-05	L	28-38	Green Bay	34,294

TEAM STATS	STEAGLES	OPP
Total First Downs	**138**	**96**
Rushing	96	42
Passing	32	41
Penalty	10	13
3rd Down: Made/Att	**na**	**na**
3rd Down Pct.	na	na
4th Down: Made/Att	**na**	**na**
4th Down Pct.	na	na
Possession Avg.	**na**	**na**
Total Net Yards	**2878**	**2301**
Avg. Per Game	287.8	230.1
Total Plays	634	533
Avg. Per Play	4.5	4.3
Net Yards Rushing	**1730**	**793**
Avg. Per Game	173.0	79.3
Total Rushes	459	312
Net Yards Passing	**1138**	**1393**
Avg. Per Game	113.8	139.3
Sacked/Yards Lost	na	na
Gross Yards	na	na
Att./Completions	175/65	221/102
Completion Pct.	37.1	46.2
Had Intercepted	20	22
Punts/Average	**62/34.4**	**60/40.0**
Net Punting Avg.	**65/28.8**	**62/34.4**
Penalties/Yards	**54/484**	**59/466**
Fumbles/Ball Lost	**37/15**	**20/8**
Touchdowns	**32**	**33**
Rushing	17	10
Passing	11	15
Returns	4	7

Score By Periods	Q1	Q2	Q3	Q4	OT	Pts
Steagles	73	28	14	110	0	225
Opponents	49	85	48	48	0	230

Rushing	No.	Yds	Avg	Lg	TD
Hinkle	116	571	4.9	56	3
Steele	85	409	4.8	47t	4
Butler	87	362	4.2	69	3
Thurbon	71	291	4.1	25	5
Gauer	12	69	5.8	25	0
Kish	22	50	2.3	11	0
Laux	9	23	2.6	12	0
Bova	1	11	11.0	11	0
Masters	2	6	3.0	7	0
Sader	3	5	1.7	16	0
Steward	1	-6	-6.0	-6	0
Sherman	17	-20	-1.2	5	1
Zimmerman	33	-41	-1.2	12	1
Steagles	**459**	**1730**	**3.8**	**69**	**17**
Opponents	**312**	**793**	**2.5**	**59**	**10**

Receiving	No.	Yds	Avg	Lg	TD
Bova	17	419	24.6	51t	5
Cabrelli	12	199	16.6	49	1
Steele	9	168	18.7	60t	2
Kish	8	67	8.4	17	1
Thurbon	6	100	16.7	43	1
Butler	3	63	21.0	37	0
Miller	3	60	20.0	32	1
Hewitt	2	22	11.0	11	0
Laux	2	19	9.5	15	0
Gauer	2	18	9.0	14	0
Hinkle	1	3	3.0	3	0
Steagles	**65**	**1138**	**17.5**	**60t**	**11**
Opponents	**102**	**1393**	**13.7**	**72t**	**15**

INTs	No.	Yds	Avg	Lg	TD
Kish	5	114	22.8	86t	1
Zimmerman	5	19	3.8	10	0
Hinkle	4	98	24.5	91	0
Cabrelli	1	24	24.0	24t	1
Laux	1	24	24.0	24	0
Graves	1	15	15.0	15	0
Wukits	1	7	7.0	7	0
Thurbon	1	3	3.0	3	0
Conti	1	0	0.0	0	0
Gauer	1	0	0.0	0	0
Miller	1	0	0.0	0	0
Steagles	**22**	**304**	**13.8**	**91**	**2**
Opponents	**20**	**268**	**13.4**	**45**	**1**

1943 STEAGLES

With the shortage of manpower due to World War II, the Eagles and Steelers merged for the 1943 football season to become the Steagles. The Steagles, who finished their only season 5-4-1, split their home games between Philadelphia's Shibe Park and Pittsburgh's Forbes Field.

Scoring	TD	Ru	Pa	Rt	PAT	FG	2Pt	Pts
Steele	6	4	2	0			0	36
Thurbon	6	5	1	0			0	36
Zimmerman	1	1	0	0	26/28	1/7	0	35
Bova	5	0	5	0			0	30
Hinkle	4	3	0	1			0	24
Butler	3	3	0	0			0	18
Cabrelli	2	0	1	1			0	12
Kish	2	0	1	1			0	12
Miller	1	0	1	0			0	6
Sherman	1	1	0	0			0	6
Wukits	1	0	0	1			0	6
Laux	0	0	0	0	2/2	0/0	0	2
Paschka	0	0	0	0	2/2	0/0	0	2
Steagles	**32**	**17**	**11**	**4**	**30/32**	**1/7**	**0**	**225**
Opponents	**33**	**10**	**15**	**8**	**29/33**	**1/11**	**0**	**230**

Punting	No	Yds	Avg	Net	TB	Lg	B
Zimmerman	44	1521	34.6	31.7	0	53	2
Butler	11	407	37.0	37.0	0	45	0
Hinkle	4	78	19.5	19.5	0	45	1
Steward	2	84	42.0	42.0	0	47	0
Kish	1	42	42.0	42.0	0	42	0
Steagles	**62**	**2132**	**34.4**	**28.8**	**0**	**53**	**3**
Opponents	**60**	**2398**	**40.0**	**34.4**	**0**	**74**	**2**

Kickoff Returns	No.	Yds	Avg	Lg	TD
Hinkle	11	217	19.7	30	0
Steele	11	236	21.5	28	0
Butler	6	92	15.3	22	0
Thurbon	6	150	25.0	35	0
Zimmerman	3	55	18.3	20	0
Masters	2	37	18.5	19	0
Sears	1	15	15.0	15	0
Steagles	**40**	**802**	**20.1**	**35**	**0**
Opponents	**34**	**828**	**24.4**	**98t**	**2**

Passing	Att	Cmp	Yds	Cmp%	Yds/Att	TD	TD%	Int	Int%	Lg	Sk/Lost	Rat
Zimmerman	124	43	846	34.7	6.82	9	7.3	17	13.7	60t	0/0	44.0
Sherman	37	16	208	43.2	5.62	2	5.4	1	2.7	49	0/0	68.3
Butler	13	6	84	46.2	6.46	0	0.0	1	7.7	26	0/0	35.4
Steele	1	0	0	0.0	0.00	0	0.0	1	100.0	0	0/0	0.0
Steagles	**175**	**65**	**1138**	**37.1**	**6.50**	**11**	**6.3**	**20**	**11.4**	**60t**	**0/0**	**41.5**
Opponents	**221**	**102**	**1393**	**46.2**	**6.30**	**15**	**6.8**	**22**	**10.0**	**72t**	**0/0**	**49.8**

Punt Returns	Ret	FC	Yds	Avg	Lg	TD
Butler	13	na	108	8.3	15	0
Steele	12	na	152	12.7	30	0
Hinkle	4	na	45	11.3	14	0
Thurbon	2	na	19	9.5	14	0
Laux	1	na	11	11.0	11	0
Steagles	**32**	**na**	**335**	**10.5**	**30**	**0**
Opponents	**28**	**na**	**347**	**12.4**	**34**	**0**

1944 EAGLES STATISTICS

Record: 7-1-2 2nd in Eastern
Head Coach: Greasy Neale

S-26	W	28-7	at Boston Yanks	25,061
O-08	T	31-31	Washington	32,549
O-22	W	38-0	Boston Yanks	24,638
O-29	W	24-17	at NY Giants	42,639
N-05	W	21-7	at Brooklyn Dodgers	15,289
N-12	T	21-21	NY Giants	33,248
N-19	W	37-7	at Washington	35,540
N-26	L	7-28	Chicago Bears	34,035
D-03	W	34-0	Brooklyn Tigers	13,467
D-10	W	26-13	Cleveland Rams	24,123

TEAM STATS	EAGLES	OPP
Total First Downs	**110**	**86**
Rushing	73	43
Passing	27	35
Penalty	10	8
3rd Down: Made/Att	**na**	**na**
3rd Down Pct.	na	na
4th Down: Made/Att	**na**	**na**
4th Down Pct.	na	na
Possession Avg.	**na**	**na**
Total Net Yards	**2621**	**1943**
Avg. Per Game	262.1	194.3
Total Plays	560	552
Avg. Per Play	4.7	3.5
Net Yards Rushing	**1661**	**558**
Avg. Per Game	166.1	55.8
Total Rushes	424	321
Net Yards Passing	**941**	**1379**
Avg. Per Game	94.1	137.9
Sacked/Yards Lost	na	na
Gross Yards	na	na
Att./Completions	136/55	231/105
Completion Pct.	40.4	45.5
Had Intercepted	12	33
Punts/Average	**55/39.8**	**71/39.8**
Net Punting Avg.	**56/33.6**	**73/30.7**
Penalties/Yards	**66/523**	**79/570**
Fumbles/Ball Lost	**36/20**	**29/4**
Touchdowns	**37**	**19**
Rushing	21	6
Passing	9	12
Returns	6	1

Score By Periods	Q1	Q2	Q3	Q4	OT	Pts
Eagles	69	88	48	62	0	267
Opponents	41	29	19	42	0	131

Rushing	No.	Yds	Avg	Lg	TD
Van Buren	80	444	5.6	70t	5
Hinkle	92	421	4.6	26	2
Bleeker	60	315	5.3	37	4
Steele	59	247	4.2	56t	5
Banta	38	198	5.2	60t	2
Kish	22	96	4.4	20	0
Macioszczyk	16	55	3.4	12	0
Jarvi	5	16	3.2	4	0
Laux	2	-1	-0.5	0	0
Cabrelli	1	-2	-2.0	-2	0
Miller	1	-2	-2.0	-2	0
Sherman	22	-42	-1.9	9	1
Zimmerman	26	-84	-3.2	5	2
Eagles	**424**	**1661**	**3.9**	**70t**	**21**
Opponents	**321**	**558**	**1.7**	**68t**	**6**

Receiving	No.	Yds	Avg	Lg	TD
Cabrelli	14	169	12.1	30t	1
Bleeker	8	299	37.4	75t	4
Miller	8	135	16.9	49	0
Kish	5	73	14.6	45t	1
McDonald	4	26	6.5	9	1
Ferrante	3	66	22.0	45t	1
Macioszczyk	3	28	9.3	21	0
Gauer	2	35	17.5	18	0
Hinkle	2	34	17.0	22	0
Durko	2	31	15.5	23t	1
Steele	1	22	22.0	22	0
Jarvi	1	9	9.0	9	0
Banta	1	8	8.0	8	0
Laux	1	6	6.0	6	0
Eagles	**55**	**941**	**17.1**	**75t**	**9**
Opponents	**105**	**1379**	**13.1**	**70t**	**12**

INTs	No.	Yds	Avg	Lg	TD
Steele	6	113	18.8	62	0
Van Buren	5	47	9.4	13	0
Kish	4	52	13.0	15	0
Zimmerman	4	36	9.0	14	0
Hinkle	2	62	31.0	50t	1
Sherman	2	34	17.0	29	0
Lindskog	1	65	65.0	65t	1
Miller	1	35	35.0	35t	1
Banta	1	34	34.0	34	0
Maronic	1	32	32.0	32	0
Manzini	1	16	16.0	16	0
McDonald	1	14	14.0	14	0
Friedman	1	2	2.0	2	0
Gauer	1	2	2.0	2	0
Bleeker	1	0	0.0	0	0
Jarvi	1	0	0.0	0	0
Eagles	**33**	**544**	**16.5**	**65t**	**3**
Opponents	**12**	**160**	**13.3**	**34**	**0**

Scoring	TD	Ru	Pa	Rt	PAT	FG	2Pt	Pts
Zimmerman	3	2	0	1	32/34	4/8	0	62
Bleeker	8	4	4	0			0	48
Van Buren	7	5	0	2			0	42
Steele	5	5	0	0			0	30
Banta	3	2	0	1			0	18
Hinkle	3	2	0	1			0	18
Kish	1	0	1	0	1/1	0/0	0	7
Cabrelli	1	0	1	0			0	6
Durko	1	0	1	0			0	6
Ferrante	1	0	1	0			0	6
Lindskog	1	0	0	1			0	6
McDonald	1	0	1	0			0	6
Miller	1	0	0	1			0	6
Sherman	1	1	0	0			0	6
Eagles	**37**	**21**	**9**	**7**	**33/35**	**4/8**	**0**	**267**
Opponents	**19**	**6**	**12**	**1**	**14/18**	**1/5**	**0**	**131**

Punting	No	Yds	Avg	Net	TB	Lg	B
Zimmerman	39	1531	39.3	37.6	1	61	1
Banta	9	398	44.2	44.2	0	56	0
Kish	4	182	45.5	45.5	0	65	0
Laux	1	18	18.0	18.0	0	18	0
Sherman	1	27	27.0	27.0	0	27	0
Van Buren	1	35	35.0	35.0	0	35	0
Eagles	**55**	**2191**	**39.8**	**33.6**	**4**	**65**	**1**
Opponents	**71**	**2826**	**39.8**	**30.7**	**4**	**76**	**2**

Kickoff Returns	No.	Yds	Avg	Lg	TD
Van Buren	8	266	33.3	97t	1
Hinkle	6	134	22.3	30	0
Steele	5	128	25.6	51	0
Banta	3	54	18.0	25	0
Kish	2	36	18.0	27	0
Macioszczyk	1	4	4.0	4	0
Miller	1	8	8.0	8	0
Eagles	**26**	**630**	**24.2**	**97t**	**1**
Opponents	**46**	**828**	**18.0**	**41**	**0**

Punt Returns	Ret	FC	Yds	Avg	Lg	TD
Van Buren	15	na	230	15.3	55t	1
Steele	11	na	181	16.5	25	0
Banta	7	na	81	11.6	19	0
Hinkle	4	na	32	8.0	14	0
Jarvi	2	na	22	11.0	15	0
Bleeker	1	na	3	3.0	3	0
Macioszczyk	1	na	14	14.0	14	0
Eagles	**41**	**na**	**563**	**13.7**	**55t**	**1**
Opponents	**26**	**na**	**264**	**10.2**	**27**	**0**

Passing	Att	Cmp	Yds	Cmp%	Yds/Att	TD	TD%	Int	Int%	Lg	Sk/Lost	Rat
Zimmerman	105	39	785	37.1	7.48	8	7.6	10	9.5	75t	na	50.0
Sherman	31	16	156	51.6	5.03	1	3.2	2	6.5	23t	na	49.9
Eagles	**136**	**55**	**941**	**40.4**	**6.92**	**9**	**6.6**	**12**	**8.8**	**75t**	**na**	**49.9**
Opponents	**231**	**105**	**1379**	**45.5**	**5.97**	**12**	**5.2**	**33**	**14.3**	**70t**	**na**	**42.6**

1945 EAGLES STATISTICS

Record: 7-3, 2nd in Eastern
Head Coach: Greasy Neale

O-07	W	21-6	Chicago Cardinals	25,581
O-14	L	24-28	at Detroit	22,580
O-21	L	14-24	at Washington	35,550
O-28	W	28-14	Cleveland Rams	38,149
N-04	W	45-3	at Pittsburgh	23,018
N-11	W	38-17	NY Giants	30,047
N-18	W	30-6	Pittsburgh	23,838
N-24	W	16-0	Washington	37,306
D-02	L	21-28	at NY Giants	45,372
D-09	W	35-7	Boston Yanks	27,905

TEAM STATS	EAGLES	OPP
Total First Downs	**131**	**104**
Rushing	74	52
Passing	47	39
Penalty	10	13
3rd Down: Made/Att	**na**	**na**
3rd Down Pct.	na	na
4th Down: Made/Att	**na**	**na**
4th Down Pct.	na	na
Possession Avg.	**na**	**na**
Total Net Yards	**3009**	**2073**
Avg. Per Game	300.9	207.3
Total Plays	579	533
Avg. Per Play	5.2	3.9
Net Yards Rushing	**1640**	**817**
Avg. Per Game	164.0	81.7
Total Rushes	392	328
Net Yards Passing	**1321**	**1243**
Avg. Per Game	132.1	124.3
Sacked/Yards Lost	na	na
Gross Yards	na	na
Att./Completions	187/98	205/90
Completion Pct.	52.4	43.9
Had Intercepted	14	19
Punts/Average	**47/37.8**	**63/37.5**
Net Punting Avg.	**48/30.4**	**67/30.0**
Penalties/Yards	**61/529**	**56/422**
Fumbles/Ball Lost	**26/9**	**22/7**
Touchdowns	**38**	**18**
Rushing	25	7
Passing	11	10
Returns	1	1

Score By Periods	Q1	Q2	Q3	Q4	OT	Pts
Eagles	41	75	57	99	0	272
Opponents	22	28	35	48	0	133

Rushing	No.	Yds	Avg	Lg	TD
Van Buren	143	832	5.8	69t	15
Steele	20	212	10.6	46	1
Bleeker	50	167	3.3	20	2
Karnofsky	41	134	3.3	19t	2
Kish	9	82	9.1	22	0
Butler	21	61	2.9	18	1
Banta	15	49	3.3	22t	1
Steinke	7	46	6.6	18	1
Hinkle	11	40	3.6	14	0
Castiglia	13	29	2.2	6	0
Erdlitz	6	24	4.0	16	0
Rogalla	2	2	1.0	6	0
Sherman	16	-7	-0.4	8	1
Warren	1	-7	-7.0	-7	0
Zimmerman	29	-11	-0.4	9	1
Thompson	8	-13	-1.6	7	0
Eagles	**392**	**1640**	**4.2**	**69t**	**25**
Opponents	**328**	**817**	**2.5**	**49**	**7**

Receiving	No.	Yds	Avg	Lg	TD
Ferrante	21	464	22.1	74t	7
Cabrelli	15	140	9.3	19	0
Meyer	11	135	12.3	27	1
Van Buren	10	123	12.3	44t	2
Kish	8	78	9.8	18	0
McDonald	8	75	9.4	21t	1
Humbert	6	53	8.8	12	0
Karnofsky	5	113	22.6	38	0
Steele	3	42	14.0	31	0
Bleeker	3	32	10.7	15	0
Rogalla	2	22	11.0	17	0
Butler	2	14	7.0	9	0
Steinke	2	12	6.0	9	0
Banta	1	10	10.0	10	0
Hinkle	1	8	8.0	8	0
Eagles	**98**	**1321**	**13.5**	**74t**	**11**
Opponents	**90**	**1243**	**13.8**	**70**	**10**

Kickoff Returns	No.	Yds	Avg	Lg	TD
Van Buren	13	373	28.7	98t	1
Karnofsky	6	164	27.3	57	0
Steele	3	72	24.0	27	0
Banta	2	37	18.5	19	0
Cabrelli	2	25	12.5	17	0
Butler	1	21	21.0	21	0
Hinkle	1	17	17.0	17	0
Kilroy	1	7	7.0	7	0
Steinke	1	18	18.0	18	0
Eagles	**30**	**734**	**24.5**	**98t**	**1**
Opponents	**39**	**823**	**21.1**	**47**	**0**

Scoring	TD	Ru	Pa	Rt	PAT	FG	2Pt	Pts
Van Buren	18	15	2	1	2/2	0/0	0	110
Zimmerman	1	1	0	0	29/34	4/8	0	47
Ferrante	7	0	7	0			0	42
Bleeker	2	2	0	0			0	12
Karnofsky	2	2	0	0			0	12
Steele	2	1	0	1			0	12
Banta	1	1	0	0			0	6
Butler	1	1	0	0			0	6
McDonald	1	0	1	0			0	6
Meyer	1	0	1	0			0	6
Sherman	1	1	0	0			0	6
Steinke	1	1	0	0			0	6
Rogalla	0	0	0	0			0	1
Sanders	0	0	0	0	0/1	0/0	0	0
Eagles	**38**	**25**	**11**	**2**	**31/37**	**4/8**	**0**	**272**
Opponents	**18**	**7**	**10**	**1**	**16/18**	**3/5**	**0**	**133**

INTs	No.	Yds	Avg	Lg	TD
Zimmerman	7	90	12.9	23	0
Thompson	2	33	16.5	25	0
Butler	1	32	32.0	32	0
Karnofsky	1	27	27.0	27	0
Lindskog	1	22	22.0	22	0
Hinkle	1	17	17.0	17	0
Ferrante	1	15	15.0	15	0
Steele	1	15	15.0	15	0
Erdlitz	1	3	3.0	3	0
Van Buren	1	2	2.0	2	0
Cabrelli	1	1	1.0	1	0
Kish	1	0	0.0	0	0
Eagles	**19**	**257**	**13.5**	**32**	**0**
Opponents	**14**	**127**	**9.1**	**31**	**0**

Punting	No	Yds	Avg	Net	TB	Lg	B
Zimmerman	47	1778	37.8	30.4	3	64	1
Eagles	**47**	**1778**	**37.8**	**30.4**	**3**	**64**	**1**
Opponents	**63**	**2360**	**37.5**	**30.0**	**1**	**68**	**4**

Punt Returns	Ret	FC	Yds	Avg	Lg	TD
Van Buren	14	na	154	11.0	24	0
Karnofsky	7	na	103	14.7	32	0
Banta	4	na	74	18.5	20	0
Bleeker	4	na	37	9.3	18	0
Hinkle	3	na	28	9.3	14	0
Steele	2	na	22	11.0	12	0
Steinke	2	na	27	13.5	15	0
Zimmerman	1	na	7	7.0	7	0
Eagles	**37**	**na**	**452**	**12.2**	**32**	**0**
Opponents	**28**	**na**	**290**	**10.4**	**27**	**1**

Passing	Att	Cmp	Yds	Cmp%	Yds/Att	TD	TD%	Int	Int%	Lg	Sk/Lost	Rat
Zimmerman	127	67	991	52.8	7.80	9	7.1	8	6.3	74t	na	75.9
Sherman	29	15	172	51.7	5.93	2	6.9	3	10.3	26t	na	53.3
Thompson	28	15	146	53.6	5.21	0	0.0	2	7.1	27	na	38.7
Steele	2	1	12	50.0	6.00	0	0.0	1	50.0	12	na	29.2
Van Buren	1	0	0	0.0	0.00	0	0.0	0	0.0	0	na	39.6
Eagles	**187**	**98**	**1321**	**52.4**	**7.06**	**11**	**5.9**	**14**	**7.5**	**74t**	**na**	**63.6**
Opponents	**205**	**90**	**1243**	**43.9**	**6.06**	**10**	**4.9**	**19**	**9.3**	**70**	**na**	**41.6**

1946 EAGLES STATISTICS

Record: 6-5, 2nd in Eastern
Head Coach: Greasy Neale

S-29	W	25-14	at LA Rams	30,500
O-06	W	49-25	Boston Yanks	33,986
O-13	L	7-19	Green Bay	36,127
O-20	L	14-21	at Chicago Bears	41,221
O-27	W	28-24	at Washington	33,691
N-03	W	24-14	NY Giants	40,059
N-10	L	17-45	at NY Giants	60,874
N-17	L	7-10	at Pittsburgh	38,882
N-24	L	10-27	Washington	36,633
D-01	W	10-7	Pittsburgh	29,943
D-08	W	40-14	at Boston Yanks	29,555

TEAM STATS	EAGLES	OPP
Total First Downs	**154**	**145**
Rushing	73	71
Passing	69	56
Penalty	12	18
3rd Down: Made/Att	**na**	**na**
3rd Down Pct.	na	na
4th Down: Made/Att	**na**	**na**
4th Down Pct.	na	na
Possession Avg.	**na**	**na**
Total Net Yards	**2917**	**2490**
Avg. Per Game	265.2	226.4
Total Plays	640	638
Avg. Per Play	4.6	3.9
Net Yards Rushing	**1263**	**1123**
Avg. Per Game	114.8	102.1
Total Rushes	423	418
Net Yards Passing	**1641**	**1360**
Avg. Per Game	149.2	123.6
Sacked/Yards Lost	na	na
Gross Yards	na	na
Att./Completions	217/116	220/95
Completion Pct.	53.5	43.2
Had Intercepted	20	26
Punts/Average	**57/38.2**	**64/40.3**
Net Punting Avg.	**57/32.0**	**65/31.5**
Penalties/Yards	**86/769**	**91/817**
Fumbles/Ball Lost	**54/27**	**36/18**
Touchdowns	**29**	**30**
Rushing	12	16
Passing	14	11
Returns	3	3

Score By Periods	Q1	Q2	Q3	Q4	OT	Pts
Eagles	54	58	61	58	0	231
Opponents	57	59	48	56	0	220

Rushing	No.	Yds	Avg	Lg	TD
Van Buren	116	529	4.6	58	5
Pritchard	42	218	5.2	68t	3
Steinke	38	154	4.1	40	1
Craft	27	108	4.0	24	0
Steele	31	108	3.5	43	1
Castiglia	39	87	2.2	14	1
Zimmerman	23	43	1.9	12	1
Muha	12	41	3.4	16	0
Hinkle	18	33	1.8	8	0
Kmetovic	5	30	6.0	27	0
Kish	6	13	2.2	4	0
Ormsbee	4	12	3.0	11	0
Sherman	21	8	0.4	12	0
Humbert	1	2	2.0	2	0
Bleeker	6	-7	-1.2	6	0
Thompson	34	-116	-3.4	6	0
Eagles	**423**	**1263**	**3.0**	**68t**	**12**
Opponents	**418**	**1123**	**2.7**	**72**	**16**

Receiving	No.	Yds	Avg	Lg	TD
Ferrante	28	451	16.1	48t	4
Humbert	18	191	10.6	22	3
Pritchard	14	309	22.1	59t	3
Castiglia	11	51	4.6	23	0
Cabrelli	8	98	12.3	38t	1
Van Buren	6	75	12.5	33	0
Steinke	5	107	21.4	32	2
Steele	5	69	13.8	24	0
Kmetovic	4	68	17.0	38	0
Craft	4	48	12.0	35	0
Smeja	3	45	15.0	17	0
Bleeker	3	29	9.7	20	0
Kish	3	16	5.3	7	0
Krieger	2	47	23.5	35	0
McDowell	1	28	28.0	28	0
Kuczynski	1	9	9.0	9t	1
Eagles	**116**	**1641**	**14.1**	**59t**	**14**
Opponents	**95**	**1360**	**14.3**	**62t**	**11**

Punt Returns	Ret	FC	Yds	Avg	Lg	TD
Pritchard	12	na	166	13.8	42	0
Steele	9	na	82	9.1	18	0
Steinke	8	na	116	14.5	27	0
Van Buren	5	na	89	17.8	50t	1
Craft	4	na	47	11.8	16	0
Hinkle	1	na	4	4.0	4	0
Eagles	**39**	**na**	**504**	**12.9**	**50t**	**1**
Opponents	**30**	**na**	**356**	**11.9**	**38**	**0**

Scoring	TD	Ru	Pa	Rt	PAT	FG	2Pt	Pts
Lio	1	0	0	1	27/27	6/11	0	51
Pritchard	6	3	3	0			0	36
Van Buren	6	5	0	1			0	36
Ferrante	4	0	4	0			0	24
Steinke	4	1	2	1			0	24
Humbert	3	0	3	0			0	18
Zimmerman	1	1	0	0	2/2	2/4	0	14
Cabrelli	1	0	1	0			0	6
Castiglia	1	1	0	0			0	6
Kuczynski	1	0	1	0			0	6
Steele	1	1	0	0			0	6
McDowell (safety)	0	0	0	0			0	2
Murtha (safety)	0	0	0	0			0	2
Eagles	**29**	**12**	**14**	**3**	**29/29**	**8/15**	**0**	**231**
Opponents	**30**	**16**	**11**	**3**	**26/28**	**4/10**	**0**	**220**

** Opponents registered one safety*

INTs	No.	Yds	Avg	Lg	TD
Steinke	6	72	12.0	52t	1
Craft	3	105	35.0	49	0
Steele	3	69	23.0	30	0
Zimmerman	3	58	19.3	31	0
Pritchard	3	7	2.3	4	0
Hinkle	2	37	18.5	34	0
Wistert	1	27	27.0	27	0
Kish	1	13	13.0	13	0
Lindskog	1	10	10.0	10	0
Muha	1	8	8.0	8	0
Maronic	1	7	7.0	7	0
Kilroy	1	0	0.0	0	0
Eagles	**26**	**413**	**15.9**	**52t**	**1**
Opponents	**20**	**380**	**19.0**	**44**	**1**

Punting	No	Yds	Avg	Net	TB	Lg	B
Zimmerman	23	890	38.7	38.7	0	52	0
Muha	22	843	38.3	37.8	0	64	0
Pritchard	7	242	34.6	34.6	0	64	0
Kish	4	163	40.8	40.8	0	50	0
Van Buren	1	41	41.0	41.0	0	41	0
Eagles	**57**	**2179**	**38.2**	**32.0**	**0**	**64**	**0**
Opponents	**64**	**2577**	**40.3**	**31.5**	**3**	**69**	**1**

Kickoff Returns	No.	Yds	Avg	Lg	TD
Van Buren	11	319	29.0	63	0
Pritchard	8	164	20.5	42	0
Steele	8	120	15.0	31	0
Craft	4	86	21.5	28	0
Steinke	3	92	30.7	56	0
Castiglia	1	17	17.0	17	0
Gude	1	0	0.0	0	0
Hinkle	1	25	25.0	25	0
Humbert	1	18	18.0	18	0
Muha	1	23	23.0	23	0
Ormsbee	1	5	5.0	5	0
Smeja	1	12	12.0	12	0
Eagles	**41**	**881**	**21.5**	**63**	**0**
Opponents	**40**	**822**	**20.6**	**50**	**0**

Passing	Att	Cmp	Yds	Cmp%	Yds/Att	TD	TD%	Int	Int%	Lg	Sk/Lost	Rat
Thompson	103	57	745	55.3	7.23	6	5.8	9	8.7	45t	na	61.3
Zimmerman	79	41	597	51.9	7.56	4	5.1	8	10.1	59t	na	54.1
Sherman	33	17	264	51.5	8.00	4	12.1	3	9.1	53	na	80.1
Pritchard	1	0	0	0.0	0.00	0	0.0	0	0.0	0	na	39.6
Van Buren	1	1	35	100.0	35.00	0	0.0	0	0.0	35	na	118.8
Eagles	**217**	**116**	**1641**	**53.5**	**7.56**	**14**	**6.5**	**20**	**9.2**	**59t**	**na**	**61.2**
Opponents	**220**	**95**	**1360**	**43.2**	**6.18**	**11**	**5.0**	**26**	**11.8**	**62t**	**na**	**40.9**

1947 EAGLES STATISTICS

Record: 8-4, t-1st in Eastern
Head Coach: Greasy Neale

S-28	W	45-42	Washington	35,406
O-05	W	23-0	NY Giants	29,823
O-12	L	7-40	at Chicago Bears	34,338
O-19	L	24-35	at Pittsburgh	33,538
O-26	W	14-7	LA Rams	36,364
N-02	W	38-14	at Washington	36,591
N-09	W	41-24	at NY Giants	29,016
N-16	W	32-0	Boston Yanks	26,498
N-23	L	14-21	at Boston Yanks	15,628
N-30	W	21-0	Pittsburgh	37,218
D-07	L	21-45	Chicago Cardinals	32,322
D-14	W	28-14	Green Bay	24,216
NFC DIVISIONAL PLAYOFF				
D-21	W	21-0	at Pittsburgh	35,729
NFL CHAMPIONSHIP				
D-28	L	21-28	at Chicago Cardinals	30,759

Rushing	No.	Yds	Avg	Lg	TD
Van Buren	217	1008	4.6	45	13
Pritchard	69	294	4.3	31	1
McHugh	22	171	7.8	41	1
Steele	26	138	5.3	49	1
Muha	27	107	4.0	28t	1
Macioszczyk	30	104	3.5	11	0
Thompson	23	52	2.3	16	2
Steinke	16	50	3.1	15	0
Doss	11	45	4.1	20	0
Sherman	17	17	1.0	16	1
Hinkle	1	2	2.0	2	0
Craft	5	-1	-0.2	4	0
Kish	3	-1	-0.3	1	0
Mackrides	7	-15	-2.1	2t	1
Eagles	**474**	**1971**	**4.2**	**49**	**21**
Opponents	**380**	**1329**	**3.5**	**47**	**12**

Score By Periods	Q1	Q2	Q3	Q4	OT	Pts
Eagles	88	66	82	72	0	308
Opponents	27	63	47	105	0	242

Scoring	TD	Ru	Pa	Rt	PAT	FG	2Pt	Pts
Van Buren	14	13	0	1			0	84
Pihos	8	0	7	1			0	48
Patton	0	0	0	0	36/40	3/14	0	45
Ferrante	4	0	4	0			0	24
Pritchard	4	1	3	0			0	24
Muha	2	1	0	1	0/0	1/5	0	15
Armstrong	2	0	2	0			0	12
McHugh	2	1	0	1			0	12
Thompson	2	2	0	0			0	12
Craft	1	0	1	0			0	6
Mackrides	1	1	0	0			0	6
Sherman	1	1	0	0			0	6
Steele	1	1	0	0			0	6
Steinke	1	0	1	0			0	6
Kekeris	0	0	0	0	2/3	0/1	0	2
Eagles	**43**	**21**	**18**	**4**	**38/43**	**4/20**	**0**	**308**
Opponents	**34**	**12**	**19**	**3**	**32/34**	**2/10**	**0**	**242**

TEAM STATS	EAGLES	OPP
Total First Downs	**203**	**188**
Rushing	109	75
Passing	68	86
Penalty	26	27
3rd Down: Made/Att	**na**	**na**
3rd Down Pct.	na	na
4th Down: Made/Att	**na**	**na**
4th Down Pct.	na	na
Possession Avg.	**na**	**na**
Total Net Yards	**3625**	**3579**
Avg. Per Game	302.1	298.3
Total Plays	697	714
Avg. Per Play	5.2	5.0
Net Yards Rushing	**1971**	**1329**
Avg. Per Game	164.3	110.8
Total Rushes	474	380
Net Yards Passing	**1626**	**2220**
Avg. Per Game	135.5	185.0
Sacked/Yards Lost	na/135	na/190
Gross Yards	1761	2410
Att./Completions	223/116	334/151
Completion Pct.	52.0	45.2
Had Intercepted	19	23
Punts/Average	**63/42.3**	**70/38.4**
Net Punting Avg.	**63/36.2**	**71/27.9**
Penalties/Yards	**92/848**	**110/1017**
Fumbles/Ball Lost	**37/14**	**28/13**
Touchdowns	**43**	**34**
Rushing	21	12
Passing	18	19
Returns	4	3

Receiving	No.	Yds	Avg	Lg	TD
Pihos	23	382	16.6	66t	7
Ferrante	18	341	18.9	54t	4
Armstrong	17	197	11.6	46	2
Pritchard	16	315	19.7	69t	3
Humbert	13	139	10.7	19	0
Van Buren	9	79	8.8	35	0
Steinke	4	90	22.5	60t	1
Steele	4	62	15.5	44	0
Macioszczyk	3	20	6.7	8	0
Craft	2	66	33.0	34	1
Doss	2	17	8.5	19	0
McHugh	2	16	8.0	10	0
Prescott	1	15	15.0	15	0
Kish	1	12	12.0	12	0
Muha	1	10	10.0	10	0
Eagles	**116**	**1761**	**15.2**	**69t**	**18**
Opponents	**151**	**2410**	**16.0**	**74t**	**19**

INTs	No.	Yds	Avg	Lg	TD
Steele	6	103	17.2	42	0
McHugh	3	52	17.3	48	0
Prescott	3	5	1.7	5	0
Doss	2	31	15.5	23	0
Humbert	2	12	6.0	12	0
Kish	1	37	37.0	37	0
Steinke	1	17	17.0	17	0
Lindskog	1	15	15.0	15	0
Pritchard	1	12	12.0	12	0
Wojciechowicz	1	3	3.0	3	0
Craft	1	0	0.0	0	0
Van Buren	1	0	0.0	0	0
Eagles	**23**	**287**	**12.5**	**48**	**0**
Opponents	**19**	**236**	**12.4**	**59t**	**2**

Punt Returns	Ret	FC	Yds	Avg	Lg	TD
Pritchard	24	na	271	11.3	30	0
Steele	11	na	183	16.6	42	0
McHugh	10	na	156	15.6	69t	1
Steinke	6	na	69	11.5	30	0
Craft	1	na	5	5.0	5	0
Pihos	1	na	26	26.0	26t	1
Sears	1	na	6	6.0	6	0
Eagles	**54**	**na**	**716**	**13.3**	**69t**	**2**
Opponents	**32**	**na**	**350**	**10.9**	**23**	**0**

Punting	No	Yds	Avg	Net	TB	Lg	B
Muha	53	2303	43.5	38.2	2	75	0
Kish	8	301	37.6	37.6	0	47	0
Pritchard	2	64	32.0	32.0	0	36	0
Eagles	**63**	**2668**	**42.3**	**36.2**	**2**	**75**	**0**
Opponents	**70**	**2690**	**38.4**	**27.9**	**1**	**74**	**1**

Passing	Att	Cmp	Yds	Cmp%	Yds/Att	TD	TD%	Int	Int%	Lg	Sk/Lost	Rat
Thompson	201	106	1680	52.7	8.36	16	8.0	15	7.5	69t	na	76.3
Mackrides	17	8	58	47.1	3.41	2	11.8	3	17.6	15	na	55.1
Sherman	5	2	23	40.0	4.60	0	0.0	1	20.0	13	na	15.0
Eagles	**223**	**116**	**1761**	**52.0**	**7.90**	**18**	**8.1**	**19**	**8.5**	**69t**	**na/135**	**69.7**
Opponents	**334**	**151**	**2410**	**45.2**	**7.22**	**19**	**5.7**	**23**	**6.9**	**74t**	**na/190**	**60.1**

Kickoff Returns	No.	Yds	Avg	Lg	TD
Van Buren	13	382	29.4	95t	1
Pritchard	8	148	18.5	27	0
Ferrante	7	99	14.1	34	0
Armstrong	3	38	12.7	15	0
McHugh	3	50	16.7	30	0
Muha	3	55	18.3	24	0
Macioszczyk	2	36	18.0	18	0
Steele	2	17	8.5	14	0
Kish	1	10	10.0	10	0
Pihos	1	17	17.0	17	0
Steinke	1	2	2.0	2	0
Eagles	**44**	**854**	**19.4**	**95t**	**1**
Opponents	**49**	**989**	**20.2**	**94t**	**1**

1948 EAGLES STATISTICS

Record: 9-2-1, 1st in Eastern
Head Coach: Greasy Neale

S-24	L	14-21	at Chicago Cardinals	24,159
O-03	T	28-28	at LA Rams	24,597
O-10	W	45-0	New York Giants	22,804
O-17	W	45-0	at Washington	35,580
O-24	W	12-7	Chicago Bears	36,227
O-31	W	34-7	at Pittsburgh	32,859
N-07	W	35-14	at NY Giants	24,983
N-14	W	45-0	Boston Yanks	22,958
N-21	W	42-21	Washington	36,254
N-28	W	17-0	Pittsburgh	22,001
D-05	L	14-37	at Boston	9,652
D-12	W	45-21	Detroit	15,322
NFL CHAMPIONSHIP				
D-19	W	7-0	Chicago Cardinals	28,864

TEAM STATS	EAGLES	OPP
Total First Downs	**241**	**158**
Rushing	119	62
Passing	99	83
Penalty	23	13
3rd Down: Made/Att	**na**	**na**
3rd Down Pct.	na	na
4th Down: Made/Att	**na**	**na**
4th Down Pct.	na	na
Possession Avg.	**na**	**na**
Total Net Yards	**4577**	**2967**
Avg. Per Game	381.4	247.3
Total Plays	829	714
Avg. Per Play	5.5	4.2
Net Yards Rushing	**2378**	**1209**
Avg. Per Game	198.2	100.8
Total Rushes	528	376
Net Yards Passing	**2167**	**1749**
Avg. Per Game	180.6	145.8
Sacked/Yards Lost	74	202
Gross Yards	2241	1951
Att./Completions	301/159	338/139
Completion Pct.	52.8	41.1
Had Intercepted	16	23
Punts/Average	**62/45.9**	**88/38.8**
Net Punting Avg.	**62/38.0**	**88/31.3**
Penalties/Yards	**86/773**	**87/860**
Fumbles/Ball Lost	**35/18**	**33/16**
Touchdowns	**50**	**22**
Rushing	21	5
Passing	27	14
Returns	2	3

Rushing	No.	Yds	Avg	Lg	TD
Van Buren	201	945	4.7	29	10
Pritchard	117	517	4.4	65t	4
Doss	62	193	3.1	18	0
Parmer	30	167	5.6	42t	3
Myers	21	118	5.6	29t	1
Kish	10	106	10.6	66t	1
Steele	13	99	7.6	56	1
Muha	25	90	3.6	14	0
Craft	13	67	5.2	23	0
Thompson	12	46	3.8	13	1
Steinke	5	17	3.4	8	0
McHugh	4	12	3.0	5	0
Mackrides	7	4	0.6	9	0
Pihos	8	-3	-.4	5	0
Eagles	**528**	**2378**	**4.5**	**66t**	**21**
Opponents	**376**	**1209**	**3.2**	**40**	**5**

Receiving	No.	Yds	Avg	Lg	TD
Pihos	46	766	16.7	48	11
Ferrante	28	444	15.9	66t	7
Pritchard	27	252	9.3	34t	2
Armstrong	24	325	13.5	33	3
Van Buren	10	96	9.6	34	0
Doss	8	96	12.0	30	0
Myers	7	57	8.1	31	0
Craft	4	138	34.5	70t	2
Steele	2	43	21.5	32t	1
Muha	2	22	11.0	20t	1
Humbert	1	2	2.0	2	0
Eagles	**159**	**2241**	**14.1**	**70t**	**27**
Opponents	**139**	**1951**	**14.0**	**83**	**14**

Punting	No	Yds	Avg	Net	TB	Lg	B
Muha	57	2694	47.3	40.2	4	82	0
Palmer	4	148	37.0	37.0	0	47	0
Johnson	1	5	5.0	5.0	0	5	1
Eagles	**62**	**2847**	**45.9**	**38.0**	**4**	**82**	**1**
Opponents	**88**	**3412**	**38.8**	**31.3**	**5**	**66**	**0**

Punt Returns	Ret	FC	Yds	Avg	Lg	TD
Pritchard	24	na	282	11.8	55t	1
McHugh	18	na	220	12.2	55	0
Craft	3	na	32	10.7	17	0
Humbert	2	na	7	3.5	7	0
Doss	1	na	0	0.0	0	0
Kish	1	na	0	0.0	0	0
Palmer	1	na	8	8.0	8	0
Steele	1	na	5	5.0	5	0
Eagles	**51**	**na**	**554**	**10.9**	**55t**	**1**
Opponents	**38**	**na**	**411**	**10.8**	**38**	**0**

Score By Periods	Q1	Q2	Q3	Q4	OT	Pts
Eagles	83	121	73	99	0	376
Opponents	17	56	28	55	0	156

Scoring	TD	Ru	Pa	Rt	PAT	FG	2Pt	Pts
Patton	0	0	0	0	50/50	8/12	0	74
Pihos	11	0	11	0			0	66
Van Buren	10	10	0	0			0	60
Pritchard	8	4	2	2			0	48
Ferrante	7	0	7	0			0	42
Armstrong	3	0	3	0			0	18
Parmer	3	3	0	0			0	18
Craft	2	0	2	0			0	12
Steele	2	1	1	0			0	12
Kish	1	1	0	0			0	6
Muha	1	0	1	0	0/0	0/5	0	6
Myers	1	1	0	0			0	6
Thompson	1	1	0	0			0	6
Barnes (safety)	0	0	0	0			0	2
Eagles	**50**	**21**	**27**	**2**	**50/50**	**8/17**	**0**	**376**
Opponents	**22**	**5**	**14**	**3**	**21/21**	**1/5**	**0**	**156**

INTs	No.	Yds	Avg	Lg	TD
Steele	6	55	9.2	33	0
Humbert	4	35	8.8	20	0
Kish	3	32	10.7	22	0
Van Buren	2	32	16.0	20	0
Armstrong	2	30	15.0	19	0
McHugh	2	27	13.5	15	0
Myers	2	9	4.5	8	0
Parmer	1	6	6.0	6	0
Wojciechowicz	1	2	2.0	2	0
Eagles	**23**	**228**	**9.9**	**33**	**0**
Opponents	**16**	**257**	**16.1**	**89t**	**2**

Kickoff Returns	No.	Yds	Avg	Lg	TD
Van Buren	14	292	20.9	34	0
Pritchard	9	249	27.7	50	0
Green	2	24	12.0	21	0
Steele	2	30	15.0	20	0
Doss	1	26	26.0	26	0
Palmer	1	20	20.0	20	0
Parmer	1	14	14.0	14	0
Pihos	1	9	9.0	9	0
Steinke	1	17	17.0	17	0
Eagles	**32**	**681**	**21.3**	**50**	**0**
Opponents	**48**	**990**	**20.6**	**48**	**0**

Passing	Att	Cmp	Yds	Cmp%	Yds/Att	TD	TD%	Int	Int%	Lg	Sk/Lost	Rat
Thompson	246	141	1965	57.3	7.99	25	10.2	11	4.5	70t	na/74	98.4
Mackrides	53	18	276	34.0	5.21	2	3.8	4	7.5	28	0/0	25.1
Steele	1	0	0	0.0	0.00	0	0.0	1	100.0	0	0/0	0.0
Van Buren	1	0	0	0.0	0.00	0	0.0	0	0.0	0	0/0	39.6
Eagles	**301**	**159**	**2241**	**52.8**	**7.45**	**27**	**9.0**	**16**	**5.3**	**70t**	**na/74**	**84.9**
Opponents	**338**	**139**	**1951**	**41.1**	**5.77**	**14**	**4.1**	**23**	**6.8**	**83**	**na/202**	**45.9**

1949 EAGLES STATISTICS

Record: 11-1, 1st in Eastern
Head Coach: Greasy Neale

S-22	W	7-0	at NY Bulldogs	4,355
O-03	W	22-14	at Detroit	20,163
O-08	W	28-3	Chicago Cardinals	33,716
O-16	L	21-38	at Chicago Bears	47,248
O-23	W	49-14	Washington	28,602
O-30	W	38-7	at Pittsburgh	37,840
N-06	W	38-14	LA Rams	38,230
N-13	W	44-21	at Washington	31,170
N-20	W	42-0	NY Bulldogs	22,165
N-27	W	34-17	Pittsburgh	22,191
D-04	W	24-3	at NY Giants	25,446
D-11	W	17-3	New York Giants	21,022
NFL CHAMPIONSHIP				
D-18	W	14-0	at LA Rams	22,245

TEAM STATS	EAGLES	OPP
Total First Downs	**243**	**148**
Rushing	143	60
Passing	87	68
Penalty	13	20
3rd Down: Made/Att	**na**	**na**
3rd Down Pct.	na	na
4th Down: Made/Att	**na**	**na**
4th Down Pct.	na	na
Possession Avg.	**na**	**na**
Total Net Yards	**4448**	**2467**
Avg. Per Game	370.7	205.6
Total Plays	883	656
Avg. Per Play	5.0	3.8
Net Yards Rushing	**2607**	**1217**
Avg. Per Game	217.3	101.4
Total Rushes	632	353
Net Yards Passing	**1824**	**1248**
Avg. Per Game	152.0	104.0
Sacked/Yards Lost	85	359
Gross Yards	1909	1607
Att./Completions	251/130	303/121
Completion Pct.	51.8	39.9
Had Intercepted	14	29
Punts/Average	**53/40.8**	**81/38.6**
Net Punting Avg.	**53/31.3**	**81/30.5**
Penalties/Yards	**81/729**	**62/533**
Fumbles/Ball Lost	**29/12**	**30/14**
Touchdowns	**48**	**17**
Rushing	25	5
Passing	18	11
Returns	5	1

Rushing	No.	Yds	Avg	Lg	TD
Van Buren	263	1146	4.4	41	11
Pritchard	84	506	6.0	77t	3
Ziegler	84	283	3.4	41	1
Parmer	66	234	3.5	34	5
Scott	40	195	4.9	39	1
Myers	48	182	3.8	12	1
Muha	3	19	6.3	13	0
Mackrides	14	17	1.2	17	1
Thompson	15	17	1.1	5	2
Craft	11	5	0.5	6	0
McHugh	2	5	2.5	5	0
Kish	2	-2	-1.0	0	0
Eagles	**632**	**2607**	**4.1**	**77t**	**25**
Opponents	**353**	**1217**	**3.4**	**54t**	**5**

Receiving	No.	Yds	Avg	Lg	TD
Ferrante	34	508	14.9	64t	5
Pihos	34	484	14.2	49	4
Armstrong	24	271	11.3	45t	5
Pritchard	8	185	23.1	75t	2
Scott	8	148	18.5	70t	1
Myers	7	98	14.0	26	0
Parmer	5	33	6.6	30	0
Van Buren	4	88	22.0	50t	1
Ziegler	3	33	11.0	24	0
Craft	1	37	37.0	37	0
Humbert	1	14	14.0	14	0
Muha	1	10	10.0	10	0
Eagles	**130**	**1909**	**14.7**	**75t**	**18**
Opponents	**121**	**1607**	**13.3**	**63t**	**11**

INTs	No.	Yds	Avg	Lg	TD
Reagan	7	146	20.9	52	0
Humbert	7	69	9.9	37	0
McHugh	6	89	14.8	36	1
Muha	2	31	15.5	28t	1
Wojciechowicz	2	26	13.0	16	0
Parmer	2	12	6.0	12	0
Craft	1	17	17.0	17	0
Ziegler	1	16	16.0	16	0
Jarmoluk LG	1	3	3.0	3	0
Jarmoluk TM	1	3	3.0	3	0
Eagles	**29**	**409**	**14.1**	**52**	**2**
Opponents	**14**	**241**	**17.2**	**54t**	**1**

Punting	No	Yds	Avg	Net	TB	Lg	B
Muha	45	1800	40.0	31.2	6	59	0
Reagan	8	362	45.3	37.6	0	63	0
Eagles	**53**	**2162**	**40.8**	**31.3**	**6**	**63**	**0**
Opponents	**81**	**3127**	**38.6**	**30.5**	**4**	**64**	**5**

Score By Periods	Q1	Q2	Q3	Q4	OT	Pts
Eagles	72	122	98	72	0	364
Opponents	48	24	31	31	0	134

Scoring	TD	Ru	Pa	Rt	PAT	FG	2Pt	Pts
Van Buren	12	11	1	0			0	72
Patton	0	0	0	0	42/43	9/18	0	69
Armstrong	5	0	5	0			0	30
Ferrante	5	0	5	0			0	30
Parmer	5	5	0	0			0	30
Pritchard	5	3	2	0			0	30
Pihos	4	0	4	0			0	24
Scott	3	1	1	1			0	18
Thompson	2	2	0	0			0	12
Muha	1	0	0	1	5/5	0/1	0	11
Craft	1	0	0	1			0	6
Mackrides	1	1	0	0			0	6
McHugh	1	0	0	1			0	6
Myers	1	1	0	0			0	6
Reagan	1	0	0	1			0	6
Ziegler	1	1	0	0			0	6
Gianelli (safety)	0	0	0	0			0	2
Eagles	**48**	**25**	**18**	**5**	**47/48**	**9/19**	**0**	**364**
Opponents	**17**	**5**	**11**	**1**	**17/17**	**5/8**	**0**	**134**

Punt Returns	Ret	FC	Yds	Avg	Lg	TD
Reagan	21	na	266	12.7	42	1
Pritchard	13	na	99	7.6	23	0
Scott	5	na	114	22.8	70t	1
Craft	3	na	50	16.7	19	0
McHugh	3	na	26	8.7	20	0
Ziegler	2	na	20	10.0	10	0
Muha	1	na	2	2.0	2	0
Eagles	**48**	**na**	**577**	**12.0**	**70t**	**2**
Opponents	**36**	**na**	**384**	**10.7**	**49**	**0**

Kickoff Returns	No.	Yds	Avg	Lg	TD
Van Buren	12	288	24.0	35	0
Pritchard	5	99	19.8	36	0
Green	2	33	16.5	18	0
Myers	2	27	13.5	21	0
Muha	1	20	20.0	20	0
Pihos	1	0	0.0	0	0
Scott	1	54	54.0	54	0
Ziegler	1	21	21.0	21	0
Eagles	**25**	**542**	**21.7**	**54**	**0**
Opponents	**53**	**1087**	**20.5**	**40**	**0**

Passing	Att	Cmp	Yds	Cmp%	Yds/Att	TD	TD%	Int	Int%	Lg	Sk/Lost	Rat
Thompson	214	116	1727	54.2	8.07	16	7.5	11	5.1	75t	na/73	84.4
Mackrides	36	14	182	38.9	5.06	2	5.6	2	5.6	37	na/12	34.5
Pritchard	1	0	0	0.0	0.00	0	0.0	1	100.0	0	0/0	0.0
Eagles	**251**	**130**	**1909**	**51.8**	**7.61**	**18**	**7.2**	**14**	**5.6**	**75t**	**na/85**	**77.6**
Opponents	**303**	**121**	**1607**	**39.9**	**5.30**	**11**	**3.6**	**29**	**9.6**	**63t**	**na/359**	**30.0**

1950 EAGLES STATISTICS

Record: 6-6, t-3rd in American
Head Coach: Greasy Neale

S-16	L	10-35	Cleveland	71,237
S-24	W	45-7	at Chicago Cardinals	24,914
O-07	W	56-20	Los Angeles	24,134
O-15	W	24-14	at Baltimore	14,413
O-22	W	17-10	at Pittsburgh	35,662
O-29	W	35-3	Washington	33,707
N-05	L	7-9	Pittsburgh	24,629
N-12	W	33-0	at Washington	29,407
N-19	L	10-14	Chicago Cardinals	28,368
N-26	L	3-7	at NY Giants	24,093
D-03	L	7-13	at Cleveland	37,490
D-10	L	7-9	New York Giants	26,440

TEAM STATS	EAGLES	OPP
Total First Downs	**231**	**141**
Rushing	142	66
Passing	79	65
Penalty	10	10
3rd Down: Made/Att	**na**	**na**
3rd Down Pct.	na	na
4th Down: Made/Att	**na**	**na**
4th Down Pct.	na	na
Possession Avg.	**na**	**na**
Total Net Yards	**4014**	**3049**
Avg. Per Game	334.5	254.1
Total Plays	866	668
Avg. Per Play	4.6	4.6
Net Yards Rushing	**2328**	**1603**
Avg. Per Game	194.0	133.6
Total Rushes	581	391
Net Yards Passing	**1686**	**1446**
Avg. Per Game	140.5	120.5
Sacked/Yards Lost	150	175
Gross Yards	1836	1621
Att./Completions	285/121	277/102
Completion Pct.	42.5	36.8
Had Intercepted	28	31
Punts/Average	**56/41.4**	**77/38.9**
Net Punting Avg.	**56/33.0**	**77/33.2**
Penalties/Yards	**63/612**	**73/590**
Fumbles/Ball Lost	**32/15**	**32/17**
Touchdowns	**33**	**17**
Rushing	13	5
Passing	15	10
Returns	5	2

Rushing	No.	Yds	Avg	Lg	TD
Ziegler	172	733	4.3	52	1
Van Buren	188	629	3.3	41	4
Ledbetter	67	320	4.8	23	1
Parmer	60	203	3.4	27	7
Myers	29	159	5.5	42	0
Mackrides	21	82	3.9	18	0
Reagan	3	55	18.3	40	0
Craft	8	52	6.5	19	0
Scott	13	46	3.5	22	0
Thompson	15	34	2.3	7	0
Boedeker LG	8	16	2.0	8	0
McHugh	4	14	3.5	5	0
Sandifer LG	1	3	3.0	3	0
Sutton	1	1	1.0	1	0
Eagles	**581**	**2328**	**4.0**	**52**	**13**
Opponents	**391**	**1603**	**4.1**	**74**	**5**

Scoring	TD	Ru	Pa	Rt	PAT	FG	2Pt	Pts
Patton	0	0	0	0	32/33	8/17	0	56
Parmer	8	7	1	0			0	48
Pihos	6	0	6	0			0	36
Van Buren	4	4	0	0			0	24
Ferrante	3	0	3	0			0	18
Ledbetter	3	1	2	0			0	18
Ziegler	3	1	2	0			0	18
Armstrong	1	0	1	0			0	6
Craft	1	0	0	1			0	6
Green	1	0	0	1			0	6
Muha	1	0	0	1	0/0	0/5	0	6
Reagan	1	0	0	1			0	6
Willey	1	0	0	1			0	6
Eagles	**33**	**13**	**15**	**5**	**32/33**	**8/22**	**0**	**254**
Opponents	**17**	**5**	**10**	**2**	**15/16**	**8/18**	**0**	**141**

Receiving	No.	Yds	Avg	Lg	TD
Pihos	38	447	11.8	43	6
Ferrante	35	588	16.8	75	3
Ziegler	13	216	16.6	48t	2
Myers	12	204	17.0	39	0
Armstrong	8	124	15.5	36	1
Parmer	6	103	17.2	59	1
Ledbetter	4	81	20.3	29	2
Van Buren	2	34	17.0	29	0
Hix	2	25	12.5	20	0
Craft	1	14	14.0	14	0
Boedeker LG	1	10	10.0	10	0
Eagles	**121**	**1836**	**15.2**	**75**	**15**
Opponents	**102**	**1621**	**15.9**	**69t**	**10**

Punt Returns	Ret	FC	Yds	Avg	Lg	TD
Craft	19	na	113	5.9	13	0
Sandifer LG	15	na	155	10.3	39	0
Sandifer TM	15	na	155	10.3	39	0
Sutton	9	na	75	8.3	14	0
Reagan	6	na	38	6.3	12	0
Boedeker LG	5	na	49	9.8	12	0
Ziegler	3	na	20	6.7	12	0
Eagles	**52**	**na**	**401**	**7.7**	**39**	**0**
Opponents	**32**	**na**	**392**	**12.3**	**82t**	**1**

INTs	No.	Yds	Avg	Lg	TD
Sutton	8	67	8.4	32	0
Craft	7	70	10.0	29	0
Reagan	4	132	33.0	47	1
McHugh	4	34	8.5	27	0
Armstrong	3	4	1.3	4	0
Muha	2	40	20.0	21	1
Sandifer LG	2	27	13.5	27	0
Willey	1	41	41.0	41t	1
Bednarik	1	9	9.0	9	0
Wojciechowicz	1	4	4.0	4	0
Eagles	**31**	**401**	**12.9**	**47**	**3**
Opponents	**28**	**289**	**10.3**	**36**	**1**

Kickoff Returns	No.	Yds	Avg	Lg	TD
Craft	10	327	32.7	103t	1
Ziegler	10	204	20.4	28	0
Sandifer LG	5	108	21.6	36	0
Sandifer TM	4	89	22.3	36	0
Van Buren	5	110	22.0	26	0
McHugh	2	45	22.5	28	0
Muha	2	28	14.0	19	0
Myers	2	25	12.5	14	0
Boedeker LG	1	20	20.0	20	0
Green	1	14	14.0	14	0
Maronic	1	4	4.0	4	0
Sutton	1	21	21.0	21	0
Eagles	**38**	**867**	**22.8**	**103t**	**1**
Opponents	**38**	**834**	**21.9**	**58**	**0**

Pro Bowl Selections: G Walt Barnes, LB Chuck Bednarik, E John Green, E Pete Pihos, T Al Wistert

Score By Periods	Q1	Q2	Q3	Q4	OT	Pts
Eagles	47	80	48	79	0	254
Opponents	43	20	57	21	0	141

Punting	No	Yds	Avg	Net	TB	Lg	B
Reagan	54	2270	42.0	34.2	3	68	0
Muha	2	48	24.0	24.0	0	48	1
Eagles	**56**	**2318**	**41.4**	**33.0**	**4**	**68**	**1**
Opponents	**77**	**2995**	**38.9**	**33.2**	**2**	**60**	**1**

Passing	Att	Cmp	Yds	Cmp%	Yds/Att	TD	TD%	Int	Int%	Lg	Sk/Lost	Rat
Thompson	239	107	1608	44.8	6.73	11	4.6	22	9.2	75	na/142	44.4
Mackrides	46	14	228	30.4	4.96	4	8.7	6	13.0	59	na/8	37.5
Eagles	**285**	**121**	**1836**	**42.5**	**6.44**	**15**	**5.3**	**28**	**9.8**	**75**	**na/150**	**42.3**
Opponents	**277**	**102**	**1621**	**36.8**	**5.85**	**10**	**3.6**	**31**	**11.2**	**69t**	**na/175**	**29.6**

1951 EAGLES STATISTICS

Record: 4-8, 5th in American
Head Coach: Bo McMillan (2) & Wayne Millner (10)

S-30	W	17-14	at Chicago Cardinals	16,129
O-06	W	21-14	San Francisco	23,432
O-14	L	24-37	at Green Bay	18,489
O-21	L	24-26	at NY Giants	28,656
O-28	L	23-27	Washington	20,437
N-04	W	34-13	at Pittsburgh	19,649
N-11	L	17-20	at Cleveland	36,571
N-18	L	10-28	Detroit	25,350
N-25	L	13-17	Pittsburgh	15,537
D-02	W	35-21	at Washington	23,738
D-09	L	7-23	New York Giants	19,322
D-16	L	9-24	Cleveland	16,263

Rushing	No.	Yds	Avg	Lg	TD
Ziegler	113	418	3.7	34	2
S. Van Buren	112	327	2.9	17	6
Parmer	92	316	3.4	15t	2
Scott	45	161	3.6	40	1
Pollard LG	26	121	4.7	28	0
Pollard TM	24	119	5.0	28	0
Sandifer	35	113	3.2	13	1
E. Van Buren	16	60	3.8	11	0
Rauch LG	7	26	3.7	11	0
Rauch TM	6	21	3.5	11	0
Burk	28	12	0.4	11	1
Mackrides	7	9	1.3	3	0
Pritchard TM	31	6	0.2	9	0
Eagles	**509**	**1562**	**3.1**	**40**	**13**
Opponents	**462**	**1816**	**3.9**	**80t**	**1**

Score By Periods	Q1	Q2	Q3	Q4	OT	Pts
Eagles	44	75	53	62	0	234
Opponents	34	55	91	84	0	264

Scoring	TD	Ru	Pa	Rt	PAT	FG	2Pt	Pts
Walston	8	0	8	0	28/31	6/11	0	94
S. Van Buren	6	6	0	0			0	36
Pihos	5	0	5	0			0	30
Scott	4	1	3	0			0	24
Parmer	2	2	0	0			0	12
Sandifer	2	1	1	0			0	12
Ziegler	2	2	0	0			0	12
Burk	1	1	0	0			0	6
Cowhig	1	0	0	1			0	6
Stickel (safety)	0	0	0	0			0	2
Eagles	**31**	**13**	**17**	**1**	**28/31**	**6/11**	**0**	**234**
Opponents	**32**	**12**	**17**	**3**	**31/32**	**13/21**	**0**	**264**

** Opponents registered one safety*

TEAM STATS	EAGLES	OPP
Total First Downs	**200**	**183**
Rushing	111	92
Passing	73	77
Penalty	16	14
3rd Down: Made/Att	**na**	**na**
3rd Down Pct.	na	na
4th Down: Made/Att	**na**	**na**
4th Down Pct.	na	na
Possession Avg.	**na**	**na**
Total Net Yards	**3052**	**3294**
Avg. Per Game	254.3	274.5
Total Plays	793	749
Avg. Per Play	3.8	4.4
Net Yards Rushing	**1562**	**1816**
Avg. Per Game	130.2	151.3
Total Rushes	509	462
Net Yards Passing	**1490**	**1478**
Avg. Per Game	124.2	123.2
Sacked/Yards Lost	223	270
Gross Yards	1713	1748
Att./Completions	284/120	287/119
Completion Pct.	42.3	41.5
Had Intercepted	29	18
Punts/Average	**77/39.1**	**70/44.4**
Net Punting Avg.	**77/35.5**	**70/36.1**
Penalties/Yards	**51/428**	**53/458**
Fumbles/Ball Lost	**36/18**	**28/19**
Touchdowns	**31**	**32**
Rushing	13	12
Passing	17	17
Returns	1	3

Receiving	No.	Yds	Avg	Lg	TD
Pihos	35	536	15.3	38t	5
Walston	31	512	16.5	43t	8
Parmer	13	80	6.2	16	0
Scott	10	212	21.2	53t	3
Pritchard TM	8	103	12.9	38	0
Ziegler	8	59	7.4	19	0
S. Van Buren	4	28	7.0	18	0
O'Quinn TM	3	58	19.3	34	0
Armstrong	3	44	14.7	18	0
Pollard LG	3	35	11.7	18	0
Pollard TM	3	17	5.7	9	0
Sandifer	2	36	18.0	30t	1
Lindskog	0	21	---	21	0
Magee	0	7	---	7	0
Eagles	**120**	**1713**	**14.3**	**53t**	**17**
Opponents	**119**	**1748**	**14.7**	**53t**	**17**

Punt Returns	Ret	FC	Yds	Avg	Lg	TD
Pollard LG	18	na	148	8.2	23	0
Pollard TM	15	na	114	7.6	23	0
Sandifer	14	na	137	9.8	26	0
Pritchard TM	7	na	50	7.1	21	0
Scott	4	na	72	18.0	30	0
Craft	2	na	0	0.0	0	0
Grant	1	na	9	9.0	9	0
Eagles	**43**	**na**	**382**	**8.9**	**30**	**0**
Opponents	**34**	**na**	**261**	**7.7**	**71t**	**1**

INTs	No.	Yds	Avg	Lg	TD
Reagan	4	60	15.0	44	0
Armstrong	4	18	4.5	18	0
Craft	2	61	30.5	26	0
Pihos	2	30	15.0	30	0
Sutton	2	8	4.0	8	0
Sandifer	1	28	28.0	28	0
E. Van Buren	1	23	23.0	23	0
McHugh	1	19	19.0	19	0
Jarmoluk	1	9	9.0	9	0
Eagles	**18**	**256**	**14.2**	**49**	**0**
Opponents	**29**	**475**	**16.4**	**88t**	**2**

Kickoff Returns	No.	Yds	Avg	Lg	TD
Pollard LG	19	464	24.4	45	0
Pollard TM	14	326	23.3	36	0
Sandifer	8	147	18.4	40	0
Scott	8	171	21.4	30	0
Pritchard TM	5	81	16.2	20	0
Walston	5	57	11.4	17	0
Pihos	3	40	13.3	20	0
Craft	2	53	26.5	38	0
Barnes	1	15	15.0	15	0
Cowhig	1	12	12.0	12	0
Kilroy	1	18	18.0	18	0
Eagles	**48**	**920**	**19.2**	**40**	**0**
Opponents	**42**	**923**	**22.0**	**38**	**0**

Pro Bowl Selections: LB Chuck Bednarik, HB Russ Craft, T Mike Jarmoluk, E Pete Pihos

Passing	Att	Cmp	Yds	Cmp%	Yds/Att	TD	TD%	Int	Int%	Lg	Sk/Lost	Rat
Burk	218	92	1329	42.2	6.10	14	6.4	23	10.6	53t	na/179	44.5
Rauch LG	94	30	288	31.9	3.06	1	1.1	4	4.3	39t	na/87	27.3
Rauch TM	12	5	51	41.7	4.25	0	0.0	1	8.3	18	na/33	19.8
Mackrides	54	23	333	42.6	6.17	3	5.6	5	9.3	43t	na/11	43.2
Eagles	**284**	**120**	**1713**	**42.3**	**6.03**	**17**	**6.0**	**29**	**10.2**	**53t**	**na/223**	**42.8**
Opponents	**287**	**119**	**1748**	**41.5**	**6.09**	**17**	**5.9**	**18**	**6.3**	**53t**	**na/270**	**55.6**

Punting	No	Yds	Avg	Net	TB	Lg	B
Burk	67	2646	39.5	36.3	1	60	0
Reagan	10	367	36.7	36.7	0	48	0
Eagles	**77**	**3013**	**39.1**	**35.5**	**1**	**60**	**0**
Opponents	**70**	**3108**	**44.4**	**36.1**	**10**	**66**	**0**

1952 EAGLES STATISTICS

Record: 7-5, t-2nd in American
Head Coach: Jim Trimble

S-28	W	31-25	at Pittsburgh	22,501
O-04	L	7-31	New York	22,512
O-12	W	26-21	Pittsburgh	18,648
O-19	L	7-49	Cleveland	27,874
O-26	W	14-10	at New York	21,458
N-02	L	10-12	at Green Bay	10,149
N-09	W	38-20	Washington	16,932
N-16	W	10-7	Chicago Cardinals	18,406
N-23	W	28-20	at Cleveland	28,948
N-30	L	22-28	at Chicago Cardinals	13,577
D-07	W	38-21	Dallas Texans	18,376
D-14	L	21-27	at Washington	22,468

TEAM STATS	EAGLES	OPP
Total First Downs	**181**	**187**
Rushing	72	81
Passing	98	93
Penalty	11	13
3rd Down: Made/Att	**na**	**na**
3rd Down Pct.	na	na
4th Down: Made/Att	**na**	**na**
4th Down Pct.	na	na
Possession Avg.	**na**	**na**
Total Net Yards	**3335**	**3150**
Avg. Per Game	277.9	262.5
Total Plays	795	751
Avg. Per Play	4.2	4.2
Net Yards Rushing	**1370**	**1396**
Avg. Per Game	114.2	116.3
Total Rushes	434	408
Net Yards Passing	**1965**	**1754**
Avg. Per Game	163.8	146.2
Sacked/Yards Lost	307	410
Gross Yards	2272	2164
Att./Completions	361/154	343/157
Completion Pct.	42.7	45.8
Had Intercepted	19	20
Punts/Average	**83/40.2**	**88/41.3**
Net Punting Avg.	**83/33.1**	**88/35.0**
Penalties/Yards	**80/747**	**74/699**
Fumbles/Ball Lost	**43/22**	**36/19**
Touchdowns	**31**	**38**
Rushing	10	10
Passing	13	19
Returns	8	9

Score By Periods	Q1	Q2	Q3	Q4	OT	Pts
Eagles	79	68	40	65	0	252
Opponents	44	85	72	70	0	271

Rushing	No.	Yds	Avg	Lg	TD
Huzvar	105	349	3.3	26	2
Goldston	65	210	3.2	20	3
Brewer	50	188	3.8	71t	2
Pollard	55	186	3.4	23	1
Ziegler	67	172	2.6	12	2
Stevens	33	95	2.9	36	0
Thomason	17	88	5.2	23	0
Burk	7	28	4.0	12	0
Enke	14	25	1.8	12	0
Parmer	12	23	1.9	8	0
Ferris LG	11	22	2.0	11t	1
Stringer	2	5	2.5	3	0
Van Buren	7	1	0.1	6	0
Eagles	**434**	**1370**	**3.2**	**71t**	**10**
Opponents	**408**	**1396**	**3.4**	**40**	**10**

Receiving	No.	Yds	Avg	Lg	TD
Grant	56	997	17.8	84t	7
Walston	26	469	18.0	65	3
Stevens	13	174	13.4	39	0
Huzvar	13	37	2.8	12	0
Pihos	12	219	18.3	47	1
Ziegler	8	120	15.0	37	2
Pollard	8	59	7.4	14	0
Brewer	5	19	3.8	12	0
Van Buren	4	73	18.3	38	0
Bawel	2	60	30.0	52	0
Enke	2	19	9.5	18	0
Goldston	2	12	6.0	8	0
Parmer	2	10	5.0	8	0
Ferris LG	1	8	8.0	8	0
Stringer	1	4	4.0	4	0
Eagles	**154**	**2272**	**14.8**	**84t**	**13**
Opponents	**157**	**2164**	**13.8**	**63t**	**19**

INTs	No.	Yds	Avg	Lg	TD
Bawel	8	121	15.1	35	0
Sutton	3	54	18.0	30	0
Jarmoluk	2	48	24.0	45t	1
Bednarik	2	14	7.0	12	0
Craft	1	32	32.0	32t	1
Sears	1	9	9.0	9t	1
Stringer	1	9	9.0	9	0
Scott TM	1	0	0.0	0	0
Willey	1	0	0.0	0	0
Ferris LG	0	3	--	3	0
Ferris TM	0	3	--	3	0
Eagles	**20**	**290**	**14.5**	**45t**	**3**
Opponents	**19**	**187**	**9.8**	**38t**	**1**

Scoring	TD	Ru	Pa	Rt	PAT	FG	2Pt	Pts
Walston	3	0	3	0	31/31	11/20	0	82
Grant	7	0	7	0			0	42
Ziegler	4	2	2	0			0	24
Goldston	3	3	0	0			0	18
Brewer	2	2	0	0			0	12
Huzvar	2	2	0	0			0	12
Jarmoluk	2	0	0	2			0	12
Pihos	2	0	1	1			0	12
Van Buren (safety)	1	0	0	1			0	8
Bawel	1	0	0	1			0	6
Craft	1	0	0	1			0	6
Ferris LG	1	1	0	0			0	6
Pollard	1	1	0	0			0	6
Sears	1	0	0	1			0	6
Stevens	1	0	0	1			0	6
Eagles	**31**	**10**	**13**	**8**	**31/31**	**11/20**	**0**	**252**
Opponents	**38**	**10**	**19**	**9**	**31/38**	**4/14**	**0**	**271**

Punting	No	Yds	Avg	Net	TB	Lg	B
Burk	83	3335	40.2	33.1	1	68	2
Eagles	**83**	**3335**	**40.2**	**33.1**	**1**	**68**	**2**
Opponents	**88**	**3630**	**41.3**	**35.0**	**5**	**63**	**0**

Punt Returns	Ret	FC	Yds	Avg	Lg	TD
Bawel	34	na	261	7.7	52t	1
Stevens	16	na	172	10.8	56t	1
Ferris LG	2	na	11	5.5	11	0
Walston	2	na	13	6.5	13	0
Van Buren	1	na	0	0.0	0	0
Eagles	**53**	**na**	**446**	**8.4**	**56t**	**2**
Opponents	**55**	**na**	**571**	**10.4**	**74t**	**1**

Kickoff Returns	No.	Yds	Avg	Lg	TD
Pollard	21	528	25.1	66	0
Stevens	16	433	27.1	51	0
Ziegler	4	82	20.5	27	0
Ferris LG	3	76	25.3	30	0
Parmer	2	33	16.5	17	0
Craft	1	18	18.0	18	0
Sears	1	45	45.0	45	0
Stringer	1	22	22.0	22	0
Van Buren	1	12	12.0	12	0
Eagles	**47**	**1173**	**25.0**	**66**	**0**
Opponents	**44**	**1111**	**25.3**	**93t**	**2**

Pro Bowl Selections: LB Chuck Bednarik, HB Russ Craft, T Frank Kilroy, E Pete Pihos

Passing	Att	Cmp	Yds	Cmp%	Yds/Att	TD	TD%	Int	Int%	Lg	Sk/Lost	Rat
Thomason	212	95	1334	44.8	6.29	8	3.8	9	4.2	44	na/172	60.5
Burk	82	37	561	45.1	6.84	4	4.9	5	6.1	84t	na/108	59.0
Enke	67	22	377	32.8	5.63	1	1.5	5	7.5	65	na/27	26.8
Eagles	**361**	**154**	**2272**	**42.7**	**6.29**	**13**	**3.6**	**19**	**5.3**	**84t**	**na/307**	**53.9**
Opponents	**343**	**157**	**2164**	**45.8**	**6.31**	**19**	**5.5**	**20**	**5.8**	**63t**	**na/410**	**60.7**

1953 EAGLES STATISTICS

Record: 7-4-1, 2nd in Eastern
Head Coach: Jim Trimble

S-27	L	21-31	at San Francisco	27,819
O-02	T	21-21	Washington	19,099
O-10	L	13-37	at Cleveland	45,802
O-17	W	23-7	Pittsburgh	18,681
O-25	W	56-17	at Chicago Cardinals	22,064
N-01	W	35-7	at Pittsburgh	27,547
N-08	W	30-7	New York	24,331
N-15	W	45-14	Baltimore	27,813
N-21	W	38-0	Chicago Cardinals	19,402
N-29	L	28-37	at New York	20,294
D-06	L	0-10	at Washington	21,579
D-13	W	42-27	Cleveland	38,654

TEAM STATS	EAGLES	OPP
Total First Downs	**256**	**186**
Rushing	97	69
Passing	144	98
Penalty	15	19
3rd Down: Made/Att	**na**	**na**
3rd Down Pct.	na	na
4th Down: Made/Att	**na**	**na**
4th Down Pct.	na	na
Possession Avg.	**na**	**na**
Total Net Yards	**4811**	**2998**
Avg. Per Game	400.9	249.8
Total Plays	848	705
Avg. Per Play	5.7	4.3
Net Yards Rushing	**1722**	**1117**
Avg. Per Game	143.5	93.1
Total Rushes	410	331
Net Yards Passing	**3089**	**1881**
Avg. Per Game	257.4	156.8
Sacked/Yards Lost	268	408
Gross Yards	3357	2289
Att./Completions	438/224	374/167
Completion Pct.	51.1	44.7
Had Intercepted	31	24
Punts/Average	**53/42.4**	**79/42.5**
Net Punting Avg.	**53/37.2**	**79/38.6**
Penalties/Yards	**84/779**	**63/606**
Fumbles/Ball Lost	**37/15**	**27/17**
Touchdowns	**49**	**27**
Rushing	22	6
Passing	25	17
Returns	2	4

Score By Periods	Q1	Q2	Q3	Q4	OT	Pts
Eagles	72	94	68	118	0	352
Opponents	54	41	48	72	0	215

Rushing	No.	Yds	Avg	Lg	TD
Johnson	83	439	5.3	66t	5
Williams	61	345	5.7	48t	3
Ziegler	83	320	3.9	52	5
Parmer	38	158	4.2	45	2
Giancanelli	44	131	3.0	30	1
Ledbetter	41	120	2.9	32	1
Brewer	17	85	5.0	19	1
Burk	8	54	6.8	32t	3
Pollard	23	44	1.9	11	0
Thomason	9	23	2.6	20	1
Stringer	1	5	5.0	5	0
Gambold	2	-2	-1.0	0	0
Eagles	**410**	**1722**	**4.2**	**66t**	**22**
Opponents	**331**	**1117**	**3.4**	**40**	**6**

Receiving	No.	Yds	Avg	Lg	TD
Pihos	63	1049	16.7	59	10
Walston	41	750	18.3	62t	5
Williams	31	438	14.1	40	1
Giancanelli	20	346	17.3	47t	5
Ziegler	15	211	14.1	43	0
Parmer	14	89	6.4	15	0
Ledbetter	13	137	10.5	34t	2
Johnson	12	227	18.9	41	2
Pollard	7	33	4.7	24	0
Brewer	4	43	10.8	16	0
Schnelker	4	34	8.5	12	0
Eagles	**224**	**3357**	**15.0**	**62t**	**25**
Opponents	**167**	**2289**	**13.7**	**66t**	**17**

INTs	No.	Yds	Avg	Lg	TD
Brookshier	8	41	5.1	22	0
Bednarik	6	116	19.3	41	1
Craft	4	46	11.5	27	0
Hudson	3	74	24.7	42	0
Van Buren	1	13	13.0	13	0
Stringer	1	7	7.0	7	0
Jarmoluk	1	2	2.0	2	0
Eagles	**24**	**299**	**12.5**	**42**	**1**
Opponents	**31**	**351**	**11.3**	**39**	**1**

Punting	No	Yds	Avg	Net	TB	Lg	B
Burk	41	1765	43.0	39.3	0	66	0
Bednarik	12	483	40.3	38.1	0	54	0
Eagles	**53**	**2248**	**42.4**	**37.2**	**1**	**66**	**0**
Opponents	**79**	**3354**	**42.5**	**38.6**	**7**	**64**	**0**

Passing	Att	Cmp	Yds	Cmp%	Yds/Att	TD	TD%	Int	Int%	Lg	Sk/Lost	Rat
Thomason	304	162	2462	53.3	8.10	21	6.9	20	6.6	62t	na/129	75.9
Burk	119	56	788	47.1	6.62	4	3.4	9	7.6	61	na/120	48.6
Gambold	14	6	107	42.9	7.64	0	0.0	2	14.3	41	na/19	30.1
Ziegler	1	0	0	0.0	0.00	0	0.0	0	0.0	0	0/0	39.6
Eagles	**438**	**224**	**3357**	**51.1**	**7.66**	**25**	**5.7**	**31**	**7.1**	**62t**	**na/268**	**66.2**
Opponents	**374**	**167**	**2289**	**44.7**	**6.12**	**17**	**4.5**	**24**	**6.4**	**66t**	**na/408**	**53.2**

Scoring	TD	Ru	Pa	Rt	PAT	FG	2Pt	Pts
Walston	5	0	5	0	45/48	4/13	0	87
Pihos	10	0	10	0			0	60
Johnson	7	5	2	0			0	42
Giancanelli	6	1	5	0			0	36
Ziegler	5	5	0	0			0	30
Williams	4	3	1	0			0	24
Burk	3	3	0	0			0	18
Ledbetter	3	1	2	0			0	18
Parmer	2	2	0	0			0	12
Bednarik	1	0	0	1			0	6
Brewer	1	1	0	0			0	6
Scott	1	0	0	1			0	6
Thomason	1	1	0	0			0	6
Pollard	0	0	0	0	1/1	0/2	0	1
Eagles	**49**	**22**	**25**	**2**	**46/49**	**4/15**	**0**	**352**
Opponents	**27**	**6**	**17**	**4**	**26/27**	**9/18**	**0**	**215**

Punt Returns	Ret	FC	Yds	Avg	Lg	TD
Pollard	20	na	106	5.3	20	0
Williams	15	na	25	1.7	8	0
Johnson	5	na	14	2.8	14	0
Giancanelli	4	na	11	2.8	11	0
Hudson	2	na	10	5.0	10	0
Eagles	**46**	**na**	**166**	**3.6**	**20**	**0**
Opponents	**45**	**na**	**257**	**5.7**	**54**	**0**

Kickoff Returns	No.	Yds	Avg	Lg	TD
Williams	14	343	24.5	62	0
Pollard	13	301	23.2	49	0
Johnson	4	69	17.3	26	0
Giancanelli	2	45	22.5	38	0
Hudson	1	0	0.0	0	0
Parmer	1	18	18.0	18	0
Scott	1	0	0.0	0	0
Stringer	1	11	11.0	11	0
Eagles	**37**	**787**	**21.3**	**62**	**0**
Opponents	**49**	**1208**	**24.7**	**104t**	**1**

Pro Bowl Selections: LB Chuck Bednarik, C Ken Farragut, T Frank Kilroy, E Pete Pihos, T Lum Snyder, QB Bobby Thomason

1954 EAGLES STATISTICS

Record: 7-4-1, 2nd in Eastern
Head Coach: Jim Trimble

S-26	W	28-10	Cleveland	26,546
O-03	W	35-16	at Chicago Cardinals	17,084
O-09	W	24-22	Pittsburgh	37,322
O-17	W	49-21	at Washington	22,051
O-23	L	7-17	at Pittsburgh	39,075
O-30	L	14-37	Green Bay	25,378
N-07	W	30-14	Chicago Cardinals	21,963
N-14	L	14-27	at New York	46,565
N-21	L	0-6	at Cleveland	41,537
N-28	W	41-33	Washington	18,517
D-05	T	13-13	at Detroit	54,939
D-12	W	29-14	New York	28,449

Rushing	No.	Yds	Avg	Lg	TD
Parmer	119	408	3.4	24	0
Ledbetter	81	241	3.0	14	1
Williams	47	183	3.9	33	1
Worden	58	128	2.2	12	1
Moselle	29	114	3.9	14	1
Giancanelli	33	47	1.4	11	0
Thomason	10	45	4.5	19	0
Burk	15	18	1.2	15	0
Johnson	7	16	2.3	11	0
Pihos	1	-1	-1.0	-1	0
Norton	1	-3	-3.0	-3	0
Eagles	**401**	**1196**	**3.0**	**33**	**4**
Opponents	**354**	**1063**	**3.0**	**50t**	**8**

Scoring	TD	Ru	Pa	Rt	PAT	FG	2Pt	Pts
Walston	11	0	11	0	36/39	4/10	0	114
Pihos	10	0	10	0			0	60
Giancanelli	4	0	4	0			0	24
Ledbetter	4	1	3	0			0	24
Williams	4	1	3	0			0	24
Moselle	3	1	2	0			0	18
Norton	1	0	0	1			0	6
Willey	1	0	0	1			0	6
Worden	1	1	0	0			0	6
Team (safety)	0	0	0	0			0	2
Eagles	**39**	**4**	**33**	**2**	**36/39**	**4/10**	**0**	**284**
Opponents	**27**	**8**	**13**	**6**	**25/27**	**13/28**	**0**	**230**

** Opponents registered two safeties*

TEAM STATS	EAGLES	OPP
Total First Downs	**221**	**171**
Rushing	66	64
Passing	139	84
Penalty	16	23
3rd Down: Made/Att	**na**	**na**
3rd Down Pct.	na	na
4th Down: Made/Att	**na**	**na**
4th Down Pct.	na	na
Possession Avg.	**na**	**na**
Total Net Yards	**3803**	**2747**
Avg. Per Game	316.9	228.9
Total Plays	802	699
Avg. Per Play	4.7	3.9
Net Yards Rushing	**1196**	**1063**
Avg. Per Game	99.7	88.6
Total Rushes	401	354
Net Yards Passing	**2607**	**1684**
Avg. Per Game	217.3	140.3
Sacked/Yards Lost	375	346
Gross Yards	2982	2030
Att./Completions	401/206	345/143
Completion Pct.	51.4	41.4
Had Intercepted	30	28
Punts/Average	**73/40.0**	**71/42.3**
Net Punting Avg.	**73/34.7**	**71/38.2**
Penalties/Yards	**85/874**	**58/589**
Fumbles/Ball Lost	**38/22**	**32/22**
Touchdowns	**39**	**27**
Rushing	4	8
Passing	33	13
Returns	2	6

Receiving	No.	Yds	Avg	Lg	TD
Pihos	60	872	14.5	34	10
Williams	44	668	15.2	84t	3
Walston	31	581	18.7	75t	11
Moselle	17	242	14.2	38t	2
Ledbetter	15	192	12.8	48t	3
Giancanelli	14	195	13.9	50t	4
Parmer	12	40	3.3	16	0
Worden	7	63	9.0	23	0
Luft	3	59	19.7	30	0
Willey	2	50	25.0	37	0
Johnson	1	20	20.0	20	0
Eagles	**206**	**2982**	**14.5**	**84t**	**33**
Opponents	**143**	**2030**	**14.2**	**72t**	**13**

Punt Returns	Ret	FC	Yds	Avg	Lg	TD
Williams	23	na	153	6.7	25	0
Norton	21	na	89	4.2	18	0
Bednarik	2	na	26	13.0	24	0
Barni	1	na	0	0.0	0	0
Cifelli TM	1	na	0	0.0	0	0
Sharkey	1	na	5	5.0	5	0
Eagles	**49**	**na**	**273**	**5.6**	**25**	**0**
Opponents	**49**	**na**	**304**	**6.2**	**59t**	**1**

Kickoff Returns	No.	Yds	Avg	Lg	TD
Giancanelli	17	387	22.8	33	0
Ledbetter	8	175	21.9	38	0
Moselle	7	149	21.3	27	0
Johnson	6	152	25.3	34	0
Bednarik	3	40	13.3	21	0
Snyder	2	18	9.0	13	0
Roffler	1	19	19.0	19	0
Stevens	1	6	6.0	6	0
Eagles	**45**	**946**	**21.0**	**38**	**0**
Opponents	**52**	**1235**	**23.8**	**99t**	**2**

INTs	No.	Yds	Avg	Lg	TD
Hudson	8	89	11.1	32	0
Norton	5	110	22.0	69t	1
Robinson	4	41	10.3	18	0
Kilroy	4	29	7.3	19	0
Dowda	2	34	17.0	34	0
Barni	2	0	0.0	0	0
Richardson	1	10	10.0	10	0
Bednarik	1	9	9.0	9	0
Sharkey	1	4	4.0	4	0
Eagles	**28**	**326**	**11.6**	**69t**	**1**
Opponents	**30**	**476**	**15.9**	**59t**	**2**

Pro Bowl Selections: LB Chuck Bednarik, QB Adrian Burk, T Frank Kilroy, E Pete Pihos, LB Wayne Robinson, T Lum Snyder, E Norman Willey

Punting	No	Yds	Avg	Net	TB	Lg	B
Burk	73	2918	40.0	34.7	4	58	0
Eagles	**73**	**2918**	**40.0**	**34.7**	**4**	**58**	**0**
Opponents	**71**	**3006**	**42.3**	**38.2**	**1**	**72**	**0**

Score By Periods	Q1	Q2	Q3	Q4	OT	Pts
Eagles	51	93	69	71	0	284
Opponents	52	43	95	40	0	230

Passing	Att	Cmp	Yds	Cmp%	Yds/Att	TD	TD%	Int	Int%	Lg	Sk/Lost	Rat
Burk	231	123	1740	53.2	7.53	23	10.0	17	7.4	84t	na/183	80.4
Thomason	170	83	1242	48.8	7.31	10	5.9	13	7.6	63	na/192	60.9
Eagles	**401**	**206**	**2982**	**51.4**	**7.44**	**33**	**8.2**	**30**	**7.5**	**84t**	**na/375**	**72.1**
Opponents	**345**	**143**	**2030**	**41.4**	**5.88**	**13**	**3.8**	**28**	**8.1**	**72t**	**na/346**	**39.9**

1955 EAGLES STATISTICS

Record: 4-7-1, t-4th in Eastern
Head Coach: Jim Trimble

S-24	W	27-17	New York	29,597
O-01	L	30-31	Washington	31,891
O-09	L	17-21	at Cleveland	43,974
O-15	L	7-13	at Pittsburgh	33,413
O-23	T	24-24	at Chicago Cardinals	24,620
O-30	W	24-0	Pittsburgh	31,164
N-06	L	21-34	at Washington	25,741
N-13	W	33-17	Cleveland	39,303
N-20	L	7-31	at New York	22,075
N-27	L	21-23	Los Angeles	31,648
D-04	W	27-3	Chicago Cardinals	19,478
D-11	L	10-17	at Chicago Bears	34,783

TEAM STATS	EAGLES	OPP
Total First Downs	**219**	**174**
Rushing	71	89
Passing	128	69
Penalty	20	16
3rd Down: Made/Att	**na**	**na**
3rd Down Pct.	na	na
4th Down: Made/Att	**na**	**na**
4th Down Pct.	na	na
Possession Avg.	**na**	**na**
Total Net Yards	**3789**	**3231**
Avg. Per Game	315.8	269.3
Total Plays	792	727
Avg. Per Play	4.8	4.4
Net Yards Rushing	**1317**	**1637**
Avg. Per Game	109.8	136.4
Total Rushes	392	455
Net Yards Passing	**2472**	**1594**
Avg. Per Game	206.0	132.8
Sacked/Yards Lost	224	216
Gross Yards	2696	1810
Att./Completions	400/198	272/124
Completion Pct.	49.5	45.6
Had Intercepted	24	16
Punts/Average	**61/42.9**	**74/39.1**
Net Punting Avg.	**61/39.2**	**74/37.5**
Penalties/Yards	**61/542**	**57/463**
Fumbles/Ball Lost	**35/21**	**27/20**
Touchdowns	**31**	**28**
Rushing	9	12
Passing	19	12
Returns	3	3

Rushing	No.	Yds	Avg	Lg	TD
Giancanelli	97	385	4.0	20	2
Goode LG	83	297	3.6	36	0
Goode TM	76	274	3.6	36	0
Norton	36	144	4.0	23t	1
Burk	36	132	3.7	30	2
Parmer	34	129	3.8	36	1
Wegert	26	120	4.6	38	2
Bielski	28	67	2.4	8	1
Ledbetter	21	48	2.3	7	0
Thomason	17	29	1.7	20	0
Johnson	3	1	0.3	4	0
Taliaferro	3	-2	-0.7	0	0
Walston	1	-3	-3.0	-3	0
Goldston	14	-7	-0.5	7	0
Eagles	**392**	**1317**	**3.4**	**38**	**9**
Opponents	**455**	**1637**	**3.6**	**51**	**12**

Receiving	No.	Yds	Avg	Lg	TD
Pihos	62	864	13.9	40t	7
Stribling	38	568	14.9	56	6
Walston	27	443	16.4	63t	3
Giancanelli	25	379	15.2	59	1
Goode LG	11	152	13.8	50	0
Goode TM	10	137	13.7	50	0
Norton	11	125	11.4	36t	1
Bielski	8	48	6.0	19	0
Ledbetter	7	88	12.6	37t	1
Taliaferro	3	17	5.7	14	0
Wegert	3	17	5.7	12	0
Goldston	2	8	4.0	9	0
Bawel	1	6	6.0	6	0
Parmer	1	-4	-4.0	-4	0
Eagles	**198**	**2696**	**13.6**	**63t**	**19**
Opponents	**124**	**1810**	**14.6**	**72t**	**12**

INTs	No.	Yds	Avg	Lg	TD
Bawel	9	168	18.7	42t	2
Hudson	3	48	16.0	25	0
Bednarik	1	36	36.0	36	0
Ricca LG	1	33	33.0	33	0
Bell	1	30	30.0	30	0
Robinson	1	20	20.0	20	0
Carroccio LG	1	7	7.0	7	0
Norton	1	0	0.0	0	0
Eagles	**16**	**302**	**18.9**	**42t**	**2**
Opponents	**24**	**228**	**9.5**	**53**	**0**

Scoring	TD	Ru	Pa	Rt	PAT	FG	2Pt	Pts
Bielski	1	1	0	0	23/24	9/23	0	56
Pihos	7	0	7	0			0	42
Stribling	6	0	6	0			0	36
Walston	3	0	3	0	6/7	2/3	0	30
Giancanelli	3	2	1	0			0	18
Norton	3	1	1	1			0	18
Bawel	2	0	0	2			0	12
Burk	2	2	0	0			0	12
Wegert	2	2	0	0			0	12
Ledbetter	1	0	1	0			0	6
Parmer	1	1	0	0			0	6
Eagles	**31**	**9**	**19**	**3**	**29/31**	**11/26**	**0**	**248**
Opponents	**28**	**12**	**12**	**4**	**27/28**	**12/23**	**0**	**231**

Punt Returns	Ret	FC	Yds	Avg	Lg	TD
Norton	20	na	33	1.7	13	0
Bawel	15	na	32	2.1	17	0
Giancanelli	5	na	30	6.0	15	0
Hudson	1	na	0	0.0	0	0
Eagles	**41**	**na**	**95**	**2.3**	**17**	**0**
Opponents	**36**	**na**	**206**	**5.7**	**66t**	**1**

Kickoff Returns	No.	Yds	Avg	Lg	TD
Giancanelli	11	267	24.3	29	0
Bawel	8	169	21.1	41	0
Norton	8	281	35.1	96t	1
Wegert	4	87	21.8	28	0
Snyder	3	34	11.3	14	0
Goode LG	2	36	18.0	20	0
Goode TM	2	36	18.0	20	0
Ledbetter	1	21	21.0	21	0
Sharkey TM	1	11	11.0	11	0
Taliaferro	1	16	16.0	16	0
Eagles	**39**	**922**	**23.6**	**96t**	**1**
Opponents	**40**	**987**	**24.7**	**61**	**0**

Pro Bowl Selections: QB Adrian Burk, E Pete Pihos, LB Wayne Robinson, QB Bobby Thomason, T Jim Weatherall, E Norman Willey

Score By Periods	Q1	Q2	Q3	Q4	OT	Pts
Eagles	23	61	61	103	0	248
Opponents	69	54	72	36	0	231

Punting	No	Yds	Avg	Net	TB	Lg	B
Burk	61	2615	42.9	39.2	1	75	0
Eagles	**61**	**2615**	**42.9**	**39.2**	**1**	**75**	**0**
Opponents	**74**	**2890**	**39.1**	**37.5**	**1**	**54**	**1**

Passing	Att	Cmp	Yds	Cmp%	Yds/Att	TD	TD%	Int	Int%	Lg	Sk/Lost	Rat
Burk	228	110	1359	48.2	5.96	9	3.9	17	7.5	59	na/192	49.2
Thomason	171	88	1337	51.5	7.82	10	5.8	7	4.1	63t	na/32	80.0
Norton	1	0	0	0.0	0.00	0	0.0	0	0.0	0	0/0	39.6
Eagles	**400**	**198**	**2696**	**49.5**	**6.74**	**19**	**4.8**	**24**	**6.0**	**63t**	**na/224**	**62.3**
Opponents	**272**	**124**	**1810**	**45.6**	**6.65**	**12**	**4.4**	**16**	**5.9**	**72t**	**na/216**	**58.0**

1956 EAGLES STATISTICS

Record: 3-8-1, 6th in Eastern
Head Coach: Hugh Devore

S-30	L	7-27	at Los Angeles	54,412
O-06	W	13-9	Washington	26,607
O-14	W	35-21	at Pittsburgh	31,375
O-21	L	6-20	Chicago Cardinals	36,545
O-28	L	3-20	at New York	40,960
N-04	L	17-28	at Chicago Cardinals	27,609
N-11	W	14-7	Pittsburgh	22,652
N-18	L	0-16	Cleveland	25,894
N-25	T	10-10	San Francisco	19,326
D-02	L	14-17	at Cleveland	20,654
D-09	L	17-19	at Washington	22,333
D-15	L	7-21	New York	16,562

Rushing	No.	Yds	Avg	Lg	TD
Keller	112	433	3.9	51t	4
Schaefer	102	320	3.1	11	2
Bielski	52	162	3.1	15	1
Giancanelli	42	148	3.5	21	1
Wegert	47	127	2.7	19	1
Berzinski	15	72	4.8	20	0
Burk	17	61	3.6	11	0
Thomason	21	48	2.3	19	2
B. Smith LG	11	18	1.6	7	0
B. Smith TM	9	8	0.9	5	0
Parmer	1	-2	-2.0	-2	0
Eagles	418	1377	3.3	51t	11
Opponents	513	1893	3.7	46	10

Scoring	TD	Ru	Pa	Rt	PAT	FG	2Pt	Pts
Walston	3	0	3	0	17/18	6/13	0	53
Keller	4	4	0	0			0	24
Burnine LG	2	0	2	0			0	12
Burnine TM	2	0	2	0			0	12
Schaefer	2	2	0	0			0	12
Thomason	2	2	0	0			0	12
Bell	1	0	0	1			0	6
Bielski	1	1	0	0	0/0	0/1	0	6
Bredice	1	0	1	0			0	6
Giancanelli	1	1	0	0			0	6
Wegert	1	1	0	0			0	6
Eagles	**18**	**11**	**6**	**1**	**17/18**	**6/14**	**0**	**143**
Opponents	**25**	**10**	**15**	**0**	**23/25**	**14/21**	**0**	**215**

TEAM STATS	EAGLES	OPP
Total First Downs	**160**	**200**
Rushing	73	110
Passing	74	69
Penalty	13	21
3rd Down: Made/Att	**na**	**na**
3rd Down Pct.	na	na
4th Down: Made/Att	**na**	**na**
4th Down Pct.	na	na
Possession Avg.	**na**	**na**
Total Net Yards	**2654**	**3226**
Avg. Per Game	221.2	268.8
Total Plays	667	756
Avg. Per Play	4.0	4.3
Net Yards Rushing	**1377**	**1893**
Avg. Per Game	114.8	157.8
Total Rushes	418	513
Net Yards Passing	**1277**	**1333**
Avg. Per Game	106.4	111.1
Sacked/Yards Lost	279	173
Gross Yards	1556	1506
Att./Completions	249/122	243/114
Completion Pct.	49.0	46.9
Had Intercepted	27	16
Punts/Average	**68/41.8**	**68/41.0**
Net Punting Avg.	**68/37.6**	**68/36.0**
Penalties/Yards	**59/542**	**76/686**
Fumbles/Ball Lost	**25/11**	**17/11**
Touchdowns	**18**	**25**
Rushing	11	10
Passing	6	15
Returns	1	0

Receiving	No.	Yds	Avg	Lg	TD
Walston	39	590	15.1	51t	3
Schaefer	13	117	9.0	27	0
Retzlaff	12	159	13.3	20	0
Burnine LG	10	208	20.8	52	2
Burnine TM	10	208	20.8	52	2
Bredice	10	146	14.6	40t	1
Giancanelli	10	104	10.4	18	0
Bielski	8	63	7.9	17	0
Keller	7	36	5.1	13	0
Wegert	6	46	7.7	19	0
Berzinski	3	35	11.7	17	0
Stribling	2	11	5.5	7	0
Rocky Ryan	1	31	31.0	31	0
Riley	1	10	10.0	10	0
Eagles	**122**	**1556**	**12.8**	**52**	**6**
Opponents	**114**	**1506**	**13.2**	**64t**	**15**

Punt Returns	Ret	FC	Yds	Avg	Lg	TD
Riley	17	na	73	4.3	35	0
Keller	15	na	146	9.7	40	0
Giancanelli	4	na	22	5.5	18	0
Eagles	**36**	**na**	**241**	**6.7**	**40**	**0**
Opponents	**50**	**na**	**283**	**5.7**	**29**	**0**

Kickoff Returns	No.	Yds	Avg	Lg	TD
Keller	15	353	23.5	32	0
Riley	15	381	25.4	59	0
Giancanelli	8	187	23.4	31	0
Pellegrini	2	47	23.5	26	0
Willey	2	32	16.0	20	0
Bawel	1	25	25.0	25	0
Bednarik	1	17	17.0	17	0
Norton	1	31	31.0	31	0
B. Smith LG	1	14	14.0	14	0
Eagles	**45**	**1073**	**23.8**	**59**	**0**
Opponents	**27**	**666**	**24.7**	**56**	**0**

INTs	No.	Yds	Avg	Lg	TD
Bell	4	61	15.3	33	1
Riley	3	57	19.0	31	0
Norton	2	34	17.0	23	0
Bednarik	2	0	0.0	0	0
Bawel	1	33	33.0	33	0
Brookshier	1	31	31.0	31	0
Rocky Ryan	1	17	17.0	17	0
Scott	1	12	12.0	12	0
Campbell	1	1	1.0	1	0
Eagles	**16**	**246**	**15.4**	**33**	**1**
Opponents	**27**	**365**	**13.5**	**42**	**0**

Pro Bowl Selections: LB Chuck Bednarik, T Buck Lansford, QB Bobby Thomason, T Jim Weatherall

Score By Periods	Q1	Q2	Q3	Q4	OT	Pts
Eagles	44	34	31	34	0	143
Opponents	31	56	59	69	0	215

Punting	No	Yds	Avg	Net	TB	Lg	B
Burk	68	2843	41.8	37.6	0	62	1
Eagles	**68**	**2843**	**41.8**	**37.6**	**0**	**62**	**1**
Opponents	**68**	**2787**	**41.0**	**36.0**	**5**	**64**	**0**

Passing	Att	Cmp	Yds	Cmp%	Yds/Att	TD	TD%	Int	Int%	Lg	Sk/Lost	Rat
Thomason	164	82	1119	50.0	6.82	4	2.4	21	12.8	52	na/166	40.7
Burk	82	39	426	47.6	5.20	1	1.2	6	7.3	40	na/113	36.9
Schaefer	3	1	11	33.3	3.67	1	33.3	0	0.0	11t	0/0	84.7
Eagles	**249**	**122**	**1556**	**49.0**	**6.25**	**6**	**2.4**	**27**	**10.8**	**52**	**na/279**	**37.4**
Opponents	**243**	**114**	**1506**	**46.9**	**6.20**	**15**	**6.2**	**16**	**6.6**	**64t**	**na/173**	**60.1**

1957 EAGLES STATISTICS

Record: 4-8, 5th in Eastern
Head Coach: Hugh Devore

S-29	L	13-17	at Los Angeles	62,506
O-05	L	20-24	New York	28,342
O-13	L	7-24	at Cleveland	53,493
O-20	W	17-7	Cleveland	22,443
O-27	L	0-6	at Pittsburgh	27,016
N-03	W	38-21	at Chicago Cardinals	18,718
N-10	L	16-27	Detroit	29,320
N-17	L	0-13	at New York	42,845
N-24	W	21-12	Washington	20,730
D-01	W	7-6	Pittsburgh	16,364
D-08	L	7-42	at Washington	21,304
D-14	L	27-31	Chicago Cardinals	12,555

TEAM STATS	EAGLES	OPP
Total First Downs	**149**	**199**
Rushing	80	83
Passing	51	94
Penalty	18	22
3rd Down: Made/Att	**na**	**na**
3rd Down Pct.	na	na
4th Down: Made/Att	**na**	**na**
4th Down Pct.	na	na
Possession Avg.	**na**	**na**
Total Net Yards	**2737**	**3683**
Avg. Per Game	228.1	306.9
Total Plays	628	708
Avg. Per Play	4.4	5.2
Net Yards Rushing	**1582**	**1714**
Avg. Per Game	131.8	142.8
Total Rushes	424	451
Net Yards Passing	**1155**	**1969**
Avg. Per Game	96.3	164.1
Sacked/Yards Lost	224	114
Gross Yards	1379	2083
Att./Completions	204/99	257/133
Completion Pct.	48.5	51.8
Had Intercepted	23	17
Punts/Average	**68/41.1**	**58/42.8**
Net Punting Avg.	**68/35.4**	**58/37.6**
Penalties/Yards	**75/654**	**65/642**
Fumbles/Ball Lost	**25/16**	**26/19**
Touchdowns	**21**	**27**
Rushing	9	15
Passing	10	10
Returns	2	2

Rushing	No.	Yds	Avg	Lg	TD
Barnes	143	529	3.7	41	1
Peaks	125	495	4.0	35	1
Keller	57	195	3.4	15	0
Worden	42	133	3.2	17	0
Norton	2	73	36.5	61	0
Thomason	15	62	4.1	19	3
Dorow	17	52	3.1	14	2
McDonald	12	36	3.0	22	0
Walston	1	7	7.0	7	0
Youngelman	0	3	---	3	0
Jurgensen	10	-3	-0.3	8	2
Eagles	**424**	**1582**	**3.7**	**61**	**9**
Opponents	**451**	**1714**	**3.8**	**64t**	**15**

Receiving	No.	Yds	Avg	Lg	TD
Barnes	19	212	11.2	67t	1
Stribling	14	194	13.9	58t	1
Walston	11	266	24.2	49	1
Peaks	11	99	9.0	53	0
Retzlaff	10	120	12.0	28	0
McDonald	9	228	25.3	61t	3
Bielski	8	81	10.1	19	2
Burnine	7	63	9.0	16	0
Rocky Ryan	4	91	22.8	46t	2
Keller	4	31	7.8	30	0
Worden	1	3	3.0	3	0
Gaona	1	-9	-9.0	-9	0
Eagles	**99**	**1379**	**13.9**	**67t**	**10**
Opponents	**133**	**2083**	**15.7**	**64**	**10**

INTs	No.	Yds	Avg	Lg	TD
Norton	4	155	38.8	99t	1
Brookshier	4	74	18.5	40	0
Ji. Harris	3	99	33.0	65t	1
Bednarik	3	51	17.0	37	0
Bell	2	38	19.0	38	0
Wydo	1	25	25.0	25	0
Eagles	**17**	**442**	**26.0**	**99t**	**2**
Opponents	**23**	**340**	**14.8**	**55**	**1**

Punting	No	Yds	Avg	Net	TB	Lg	B
Norton	68	2798	41.1	35.4	2	63	1
Eagles	**68**	**2798**	**41.1**	**35.4**	**2**	**63**	**1**
Opponents	**58**	**2481**	**42.8**	**37.6**	**5**	**59**	**1**

Score By Periods	Q1	Q2	Q3	Q4	OT	Pts
Eagles	37	36	27	73	0	173
Opponents	34	94	51	51	0	230

Scoring	TD	Ru	Pa	Rt	PAT	FG	2Pt	Pts
Walston	1	0	1	0	20/21	9/12	0	53
McDonald	3	0	3	0			0	18
Thomason	3	3	0	0			0	18
Barnes	2	1	1	0			0	12
Bielski	2	0	2	0	0/0	0/2	0	12
Dorow	2	2	0	0			0	12
Jurgensen	2	2	0	0			0	12
Rocky Ryan	2	0	2	0			0	12
Ji. Harris	1	0	0	1			0	6
Norton	1	0	0	1			0	6
Peaks	1	1	0	0			0	6
Stribling	1	0	1	0			0	6
Eagles	**21**	**9**	**10**	**2**	**20/21**	**9/14**	**0**	**173**
Opponents	**27**	**15**	**10**	**2**	**26/27**	**14/29**	**0**	**230**

Punt Returns	Ret	FC	Yds	Avg	Lg	TD
McDonald	26	na	127	4.9	28	0
Keller	9	na	59	6.6	38	0
Ji. Harris	1	na	0	0.0	0	0
Norton	1	na	13	13.0	13	0
Eagles	**37**	**na**	**199**	**5.4**	**38**	**0**
Opponents	**45**	**na**	**351**	**7.8**	**36**	**0**

Kickoff Returns	No.	Yds	Avg	Lg	TD
Keller	15	320	21.3	37	0
McDonald	11	304	27.6	50	0
Peaks	5	98	19.6	27	0
Worden	4	63	15.8	19	0
Bielski	2	11	5.5	10	0
Norton	2	33	16.5	18	0
Bell	1	7	7.0	7	0
Wydo	1	2	2.0	2	0
Eagles	**41**	**838**	**20.4**	**50**	**0**
Opponents	**31**	**737**	**23.8**	**42**	**0**

Pro Bowl Selections: FB Bill Barnes, LB Chuck Bednarik, S Jerry Norton, E Tom Scott

Passing	Att	Cmp	Yds	Cmp%	Yds/Att	TD	TD%	Int	Int%	Lg	Sk/Lost	Rat
Thomason	92	46	630	50.0	6.85	4	4.3	10	10.9	67t	na/46	47.2
Jurgensen	70	33	470	47.1	6.71	5	7.1	8	11.4	61t	na/88	53.6
Dorow	36	17	212	47.2	5.89	1	2.8	4	11.1	49	na/90	35.6
Peaks	3	2	56	66.7	18.67	0	0.0	1	33.3	37	0/0	70.1
McDonald	1	1	11	100.0	11.00	0	0.0	0	0.0	11	0/0	112.5
Barnes	1	0	0	0.0	0.00	0	0.0	0	0.0	0	0/0	39.6
Norton	1	0	0	0.0	0.00	0	0.0	0	0.0	0	0/0	39.6
Eagles	**204**	**99**	**1379**	**48.5**	**6.76**	**10**	**4.9**	**23**	**11.3**	**67t**	**na/224**	**47.4**
Opponents	**257**	**133**	**2083**	**51.8**	**8.11**	**10**	**3.9**	**17**	**6.6**	**64**	**na/114**	**64.4**

1958 EAGLES STATISTICS

Record: 2-9-1, t-5th in Eastern
Head Coach: Buck Shaw

S-28	L	14-24	Washington	36,850
O-05	W	27-24	New York	23,178
O-12	L	3-24	at Pittsburgh	23,153
O-19	L	24-30	San Francisco	33,110
O-26	L	35-38	at Green Bay	31,043
N-02	T	21-21	at Chicago Cardinals	17,486
N-09	L	24-31	Pittsburgh	26,306
N-16	W	49-21	Chicago Cardinals	18,315
N-23	L	14-28	at Cleveland	51,319
N-30	L	10-24	at New York	35,438
D-07	L	14-21	Cleveland	36,773
D-14	L	0-20	at Washington	22,621

TEAM STATS	EAGLES	OPP
Total First Downs	**222**	**225**
Rushing	72	101
Passing	125	100
Penalty	25	24
3rd Down: Made/Att	**na**	**na**
3rd Down Pct.	na	na
4th Down: Made/Att	**na**	**na**
4th Down Pct.	na	na
Possession Avg.	**na**	**na**
Total Net Yards	**3790**	**4047**
Avg. Per Game	315.8	337.3
Total Plays	736	777
Avg. Per Play	5.1	5.2
Net Yards Rushing	**1093**	**1929**
Avg. Per Game	91.1	160.8
Total Rushes	334	488
Net Yards Passing	**2697**	**2118**
Avg. Per Game	224.8	176.5
Sacked/Yards Lost	75	126
Gross Yards	2772	2244
Att./Completions	402/214	289/138
Completion Pct.	53.2	47.8
Had Intercepted	21	15
Punts/Average	**54/41.2**	**53/43.1**
Net Punting Avg.	**54/33.4**	**53/36.1**
Penalties/Yards	**55/570**	**74/722**
Fumbles/Ball Lost	**41/22**	**18/12**
Touchdowns	**31**	**39**
Rushing	13	15
Passing	18	22
Returns	0	2

Rushing	No.	Yds	Avg	Lg	TD
Barnes	156	551	3.5	70t	7
Peaks	115	386	3.4	23	3
Wells	24	92	3.8	12	1
Kowalczyk	17	43	2.5	17	1
Myers	9	23	2.6	15	0
Van Brocklin	8	5	0.6	2	1
Jurgensen	1	1	1.0	1	0
McDonald	3	-4	-1.3	5	0
Retzlaff	1	-4	-4.0	-4	0
Eagles	**334**	**1093**	**3.3**	**70t**	**13**
Opponents	**488**	**1929**	**4.0**	**55t**	**15**

Receiving	No.	Yds	Avg	Lg	TD
Retzlaff	56	766	13.7	49	2
Barnes	35	423	12.1	33	0
McDonald	29	603	20.8	91t	9
Peaks	29	248	8.6	33t	2
Bielski	23	234	10.2	30	1
Walston	21	298	14.2	71t	3
Kowalczyk	8	72	9.0	15	0
Wells	4	49	12.3	21	0
Myers	4	25	6.3	13	0
Mitcham	3	39	13.0	20	1
Nacrelli	2	15	7.5	11	0
Eagles	**214**	**2772**	**13.0**	**91t**	**18**
Opponents	**138**	**2244**	**16.3**	**71t**	**22**

INTs	No.	Yds	Avg	Lg	TD
Pellegrini	4	90	22.5	40	0
Bell	2	33	16.5	33	0
Scott	2	15	7.5	10	0
Ryan TM	1	38	38.0	38	0
Hudson	1	15	15.0	15	0
Riley	1	8	8.0	8	0
Koman	1	5	5.0	5	0
Kowalczyk	1	2	2.0	2	0
Brookshier	1	0	0.0	0	0
Norton	1	0	0.0	0	0
Eagles	**15**	**206**	**13.7**	**40**	**0**
Opponents	**21**	**242**	**11.5**	**39**	**0**

Punting	No	Yds	Avg	Net	TB	Lg	B
Van Brocklin	54	2225	41.2	33.4	3	58	1
Eagles	**54**	**2225**	**41.2**	**33.4**	**3**	**58**	**1**
Opponents	**53**	**2285**	**43.1**	**36.1**	**2**	**66**	**0**

Passing	Att	Cmp	Yds	Cmp%	Yds/Att	TD	TD%	Int	Int%	Lg	Sk/Lost	Rat
Van Brocklin	374	198	2409	52.9	6.44	15	4.0	20	5.3	91t	na/46	64.1
Jurgensen	22	12	259	54.5	11.77	0	0.0	1	4.5	61	na/29	77.6
Barnes	6	4	104	66.7	17.33	3	50.0	0	0.0	71t	0/0	149.3
Eagles	**402**	**214**	**2772**	**53.2**	**6.90**	**18**	**4.5**	**21**	**5.2**	**91t**	**na/75**	**68.3**
Opponents	**289**	**138**	**2244**	**47.8**	**7.76**	**22**	**7.6**	**15**	**5.2**	**71t**	**na/126**	**78.0**

Score By Periods	Q1	Q2	Q3	Q4	OT	Pts
Eagles	65	69	38	63	0	235
Opponents	75	117	62	52	0	306

Scoring	TD	Ru	Pa	Rt	PAT	FG	2Pt	Pts
Walston	3	0	3	0	31/31	6/14	0	67
McDonald	9	0	9	0			0	54
Barnes	7	7	0	0			0	42
Peaks	5	3	2	0			0	30
Retzlaff	2	0	2	0			0	12
Bielski	1	0	1	0			0	6
Kowalczyk	1	1	0	0			0	6
Mitcham	1	0	1	0			0	6
Van Brocklin	1	1	0	0			0	6
Wells	1	1	0	0			0	6
Eagles	**31**	**13**	**18**	**0**	**31/31**	**6/14**	**0**	**235**
Opponents	**39**	**15**	**22**	**2**	**39/39**	**11/23**	**0**	**306**

Punt Returns	Ret	FC	Yds	Avg	Lg	TD
Wells	19	na	158	8.3	65	0
McDonald	18	na	135	7.5	35	0
Riley	7	na	27	3.9	10	0
Koman	1	na	5	5.0	5	0
Norton	1	na	8	8.0	8	0
Ryan TM	1	na	0	0.0	0	0
Eagles	**47**	**na**	**333**	**7.1**	**65**	**0**
Opponents	**41**	**na**	**363**	**8.9**	**68t**	**1**

Kickoff Returns	No.	Yds	Avg	Lg	TD
McDonald	14	262	18.7	32	0
Wells	14	336	24.0	44	0
Riley	9	205	22.8	35	0
Bielski	5	66	13.2	18	0
Jacobs	2	24	12.0	20	0
Koman	1	7	7.0	7	0
Eagles	**45**	**900**	**20.0**	**44**	**0**
Opponents	**40**	**961**	**24.0**	**98t**	**1**

Pro Bowl Selections: FB Bill Barnes, WR Tommy McDonald, S Jerry Norton, E Pete Retzlaff, E Tom Scott, QB Norman Van Brocklin

1959 EAGLES STATISTICS

Record: 7-5, t-2nd in Eastern
Head Coach: Buck Shaw

S-27	L	14-24	at San Francisco	41,697
O-04	W	49-21	New York	27,023
O-11	W	28-24	Pittsburgh	27,343
O-18	L	7-24	at New York	68,783
O-25	W	28-24	at Chicago Cardinals	20,112
N-01	W	30-23	Washington	39,854
N-08	L	7-28	at Cleveland	58,275
N-15	W	27-17	Chicago Cardinals	28,887
N-22	W	23-20	Los Angeles	47,425
N-29	L	0-31	at Pittsburgh	22,191
D-06	W	34-14	at Washington	24,325
D-13	L	21-28	Cleveland	45,952

TEAM STATS	EAGLES	OPP
Total First Downs	**211**	**220**
Rushing	78	103
Passing	120	101
Penalty	13	16
3rd Down: Made/Att	**na**	**na**
3rd Down Pct.	na	na
4th Down: Made/Att	**na**	**na**
4th Down Pct.	na	na
Possession Avg.	**na**	**na**
Total Net Yards	**3887**	**3938**
Avg. Per Game	323.9	328.2
Total Plays	743	721
Avg. Per Play	5.2	5.5
Net Yards Rushing	**1315**	**2068**
Avg. Per Game	109.6	172.3
Total Rushes	391	429
Net Yards Passing	**2572**	**1870**
Avg. Per Game	214.3	155.8
Sacked/Yards Lost	na/72	na/204
Gross Yards	2644	2074
Att./Completions	352/194	292/144
Completion Pct.	55.1	49.3
Had Intercepted	16	20
Punts/Average	**54/42.7**	**48/41.1**
Net Punting Avg.	**54/36.2**	**48/34.9**
Penalties/Yards	**52/501**	**47/457**
Fumbles/Ball Lost	**26/8**	**28/20**
Touchdowns	**35**	**36**
Rushing	13	15
Passing	17	17
Returns	5	4

Rushing	No.	Yds	Avg	Lg	TD
Barnes	181	687	3.8	61t	7
Peaks	124	451	3.6	34	3
Sapp	41	145	3.5	17	1
Kowalczyk	26	37	1.4	6	0
Van Brocklin	11	13	1.2	12	2
Walston	2	8	4.0	7	0
Pagliei	2	-5	-2.5	1	0
McDonald	2	-10	-5.0	-4	0
Retzlaff	2	-11	-5.5	-5	0
Eagles	**391**	**1315**	**3.4**	**61t**	**13**
Opponents	**429**	**2068**	**4.8**	**80t**	**15**

Receiving	No.	Yds	Avg	Lg	TD
McDonald	47	846	18.0	71	10
Retzlaff	34	595	17.5	45	1
Barnes	32	314	9.8	47t	2
Peaks	28	209	7.5	23	0
Walston	16	279	17.4	40	3
Bielski	15	264	17.6	57	1
Kowalczyk	9	33	3.7	13	0
Sapp	6	47	7.8	13	0
MacAfee TM	5	48	9.6	14	0
Pagliei	2	9	4.5	11	0
Eagles	**194**	**2644**	**13.6**	**71**	**17**
Opponents	**144**	**2074**	**14.4**	**51**	**17**

INTs	No.	Yds	Avg	Lg	TD
Carr	5	65	13.0	26	0
Pellegrini	3	42	14.0	39	0
Powell	3	17	5.7	17	0
Brookshier	3	13	4.3	8	0
Weber	2	8	4.0	8	0
Johnson	1	22	22.0	22	0
M. Campbell	1	0	0.0	0	0
Khayat	1	0	0.0	0	0
Riley	1	0	0.0	0	0
Eagles	**20**	**167**	**8.4**	**39**	**0**
Opponents	**16**	**360**	**22.5**	**70t**	**2**

Punting	No	Yds	Avg	Net	TB	Lg	B
Van Brocklin	53	2263	42.7	36.2	2	59	1
Pagliei	1	45	45.0	45.0	0	45	0
Eagles	**54**	**2308**	**42.7**	**36.2**	**2**	**59**	**1**
Opponents	**48**	**1975**	**41.1**	**34.9**	**3**	**60**	**0**

Passing	Att	Cmp	Yds	Cmp%	Yds/Att	TD	TD%	Int	Int%	Lg	Sk/Lost	Rat
Van Brocklin	340	191	2617	56.2	7.70	16	4.7	14	4.1	71	na/72	79.5
Barnes	7	0	0	0.0	0.00	0	0.0	2	28.6	0	0/0	0.0
Jurgensen	5	3	27	60.0	5.40	1	20.0	0	0.0	19t	0/0	114.2
Eagles	**352**	**194**	**2644**	**55.1**	**7.51**	**17**	**4.8**	**16**	**4.5**	**71**	**na/72**	**76.5**
Opponents	**292**	**144**	**2074**	**49.3**	**7.10**	**17**	**5.8**	**20**	**6.8**	**51**	**na/204**	**63.6**

Score By Periods	Q1	Q2	Q3	Q4	OT	Pts
Eagles	34	106	59	69	0	268
Opponents	55	88	42	93	0	278

Scoring	TD	Ru	Pa	Rt	PAT	FG	2Pt	Pts
McDonald	11	0	10	1			0	66
Barnes	9	7	2	0			0	54
Walston	3	0	3	0	33/34	0/1	0	51
Cothren	0	0	0	0	1/1	8/18	0	25
Peaks	3	3	0	0			0	18
Van Brocklin	2	2	0	0			0	12
Bielski	1	0	1	0	0/0	0/5	0	6
Huth	1	0	0	1			0	6
Owens	1	0	0	1			0	6
Powell	1	0	0	1			0	6
Retzlaff	1	0	1	0			0	6
Sapp	1	1	0	0			0	6
Weber	1	0	0	1			0	6
Eagles	**35**	**13**	**17**	**5**	**34/35**	**8/24**	**0**	**268**
Opponents	**36**	**15**	**17**	**4**	**35/36**	**9/20**	**0**	**278**

Punt Returns	Ret	FC	Yds	Avg	Lg	TD
McDonald	21	na	115	5.5	81t	1
Powell	15	na	124	8.3	58t	1
Eagles	**36**	**na**	**239**	**6.6**	**81t**	**2**
Opponents	**40**	**na**	**312**	**7.8**	**65**	**1**

Kickoff Returns	No.	Yds	Avg	Lg	TD
McDonald	24	444	18.5	36	0
Powell	14	379	27.1	95	0
Wilson	2	4	2.0	4	0
DeLucca	1	0	0.0	0	0
Nocera	1	15	15.0	15	0
Eagles	**42**	**842**	**20.0**	**95**	**0**
Opponents	**37**	**819**	**22.1**	**34**	**0**

Pro Bowl Selections: FB Bill Barnes, CB Tom Brookshier, T Marion Campbell, WR Tommy McDonald, T Jess Richardson, QB Norman Van Brocklin

1960 EAGLES STATISTICS

Record: 10-2, 1st in Eastern
Head Coach: Buck Shaw

S-25	L	24-41	Cleveland	56,303
S-30	W	27-25	at Dallas	18,500
O-09	W	31-27	St. Louis	33,701
O-16	W	28-10	Detroit	38,065
O-23	W	31-29	at Cleveland	64,850
N-06	W	34-7	Pittsburgh	58,324
N-13	W	19-13	Washington	39,361
N-20	W	17-10	at New York	63,571
N-27	W	31-23	New York	60,547
D-04	W	20-6	at St. Louis	21,358
D-11	L	21-27	at Pittsburgh	22,101
D-18	W	38-28	at Washington	20,558
NFL CHAMPIONSHIP				
D-26	W	17-13	Green Bay	67,325

TEAM STATS	EAGLES	OPP
Total First Downs	**190**	**205**
Rushing	54	117
Passing	121	81
Penalty	15	7
3rd Down: Made/Att	**na**	**na**
3rd Down Pct.	na	na
4th Down: Made/Att	**na**	**na**
4th Down Pct.	na	na
Possession Avg.	**na**	**na**
Total Net Yards	**3950**	**4027**
Avg. Per Game	329.2	335.6
Total Plays	na	na
Avg. Per Play	na	na
Net Yards Rushing	**1134**	**2200**
Avg. Per Game	94.5	183.3
Total Rushes	351	449
Net Yards Passing	**2816**	**1827**
Avg. Per Game	234.7	152.3
Sacked/Yards Lost	na/141	na/157
Gross Yards	2957	1984
Att./Completions	331/177	283/139
Completion Pct.	53.5	49.1
Had Intercepted	20	30
Punts/Average	**60/43.1**	**48/43.6**
Net Punting Avg.	**na/na**	**na/na**
Penalties/Yards	**57/544**	**54/597**
Fumbles/Ball Lost	**24/10**	**31/15**
Touchdowns	**40**	**29**
Rushing	9	14
Passing	29	14
Returns	2	1

Rushing	No.	Yds	Avg	Lg	TD
Peaks	86	465	5.4	57	3
Barnes	117	315	2.7	23t	4
Dean	113	304	2.7	32	0
Brown	9	35	3.9	13	2
Sapp	9	20	2.2	7	0
Jurgensen	4	5	1.3	9	0
Retzlaff	2	3	1.5	7	0
Van Brocklin	11	-13	-1.2	1	0
Eagles	**351**	**1134**	**3.2**	**57**	**9**
Opponents	**449**	**2200**	**4.9**	**87t**	**14**

Receiving	No.	Yds	Avg	Lg	TD
Retzlaff	46	826	18.0	57t	5
McDonald	39	801	20.5	64t	13
Walston	30	563	18.8	49t	4
Barnes	19	132	6.9	16	2
Dean	15	218	14.5	49t	3
Peaks	14	116	8.3	34	0
Brown	9	247	27.4	71	2
Lucas	3	34	11.3	19	0
Sapp	2	20	10.0	14	0
Eagles	**177**	**2957**	**16.7**	**71**	**29**
Opponents	**139**	**1984**	**14.3**	**86t**	**14**

INTs	No.	Yds	Avg	Lg	TD
Burroughs	9	124	13.8	46	0
Weber	6	48	8.0	13	0
Freeman	4	67	16.8	48	0
Baughan	3	50	16.7	18	0
Johnson	3	34	11.3	33	0
Carr	2	4	2.0	4	0
Bednarik	2	0	0.0	0	0
Brookshier	1	14	14.0	14	0
Eagles	**30**	**341**	**11.4**	**48**	**0**
Opponents	**20**	**277**	**13.9**	**37**	**1**

Punting	No	Yds	Avg	Net	TB	Lg	B
Van Brocklin	60	2585	43.1	na	na	70	0
Eagles	**60**	**2585**	**43.1**	**na**	**na**	**70**	**0**
Opponents	**48**	**2094**	**43.6**	**na**	**na**	**62**	**0**

Punt Returns	Ret	FC	Yds	Avg	Lg	TD
Dean	16	na	65	4.1	15	0
Brown	10	na	47	4.7	12	0
Jackson	1	na	5	5.0	5	0
McDonald	1	na	2	2.0	2	0
Eagles	**28**	**na**	**119**	**4.3**	**15**	**0**
Opponents	**34**	**na**	**166**	**4.9**	**24**	**0**

Score By Periods	Q1	Q2	Q3	Q4	OT	Pts
Eagles	51	78	44	148	0	321
Opponents	74	62	53	57	0	246

Scoring	TD	Ru	Pa	Rt	PAT	FG	2Pt	Pts
Walston	4	0	4	0	39/40	14/20	0	105
McDonald	13	0	13	0			0	78
Barnes	6	4	2	0			0	36
Retzlaff	5	0	5	0			0	30
Brown	4	2	2	0			0	24
Dean	3	0	3	0			0	18
Peaks	3	3	0	0			0	18
Carr	1	0	0	1			0	6
Smith	1	0	0	1			0	6
Wittenborn LG	0	0	0	0	0/0	0/3	0	0
Eagles	**40**	**9**	**29**	**2**	**39/40**	**14/20**	**0**	**321**
Opponents	**29**	**14**	**14**	**1**	**24/28**	**16/28**	**0**	**246**

Kickoff Returns	No.	Yds	Avg	Lg	TD
Dean	26	533	20.5	30	0
Brown	11	295	26.8	79	0
Reichow	4	28	7.0	12	0
Robb	4	44	11.0	15	0
Baughan	2	18	9.0	17	0
McDonald	2	45	22.5	26	0
Carr	1	5	5.0	5	0
Lucas	1	5	5.0	5	0
Wilson	1	0	0.0	0	0
Eagles	**52**	**973**	**18.7**	**79**	**0**
Opponents	**53**	**1076**	**20.3**	**37**	**0**

Walston: (N,21G) (21G,27G) (N, N,27G) ( ) (N,38G) (21G,32N,11G) (22G,10G) (17B,12G) (15G) (32G,39G) ( ) (23G)
Wittenborn, S.F.-Phi.: ( ) ( ) ( ) ( ) ( ) (33N,45N,19N0) ( ) ( ) ( ) ( ) ( ) ( )
Opponents: (N,36G,15G) (31G,45G) (18G,12G) (N,33G) (N,12G,23G,44G) (42N) (N, N,18G,17G) (26G,36N,45N,46N) (35G,31G,15G) (N) ( ) (38N,37N)

Pro Bowl Selections: LB Maxie Baughan, LB Chuck Bednarik, CB Tom Brookshier, T Marion Campbell, WR Tommy McDonald, E Pete Retzlaff, QB Norman Van Brocklin, E/K Bobby Walston

Passing	Att	Cmp	Yds	Cmp%	Yds/Att	TD	TD%	Int	Int%	Lg	Sk/Lost	Rat
Van Brocklin	284	153	2471	53.9	8.70	24	8.5	17	6.0	64t	na/96	86.5
Jurgensen	44	24	486	54.5	11.05	5	11.4	1	2.3	71	na/45	122.0
Barnes	3	0	0	0.0	0.00	0	0.0	2	66.7	0	0/0	0.0
Eagles	**331**	**177**	**2957**	**53.5**	**8.93**	**29**	**8.8**	**20**	**6.0**	**71**	**na/141**	**87.9**
Opponents	**283**	**139**	**1984**	**49.1**	**7.01**	**14**	**4.9**	**30**	**10.6**	**86t**	**na/157**	**49.1**

1961 EAGLES STATISTICS

Record: 10-4, 2nd in Eastern
Head Coach: Nick Skorich

S-17	W	27-20	Cleveland	60,671
S-24	W	14-7	Washington	50,108
O-01	L	27-30	St. Louis	59,399
O-08	W	21-16	Pittsburgh	60,671
O-15	W	20-7	at St. Louis	20,262
O-22	W	43-7	at Dallas	25,000
O-29	W	27-24	at Washington	31,066
N-05	W	16-14	Chicago	60,671
N-12	L	21-38	at NY Giants	62,800
N-19	L	24-45	at Cleveland	68,399
N-26	W	35-13	Dallas	60,127
D-03	W	35-24	at Pittsburgh	21,653
D-10	L	24-28	NY Giants	60,671
D-17	W	27-24	at Detroit	44,231
PLAYOFF BOWL (at Miami)				
J-06	L	10-38	Detroit	25,612

TEAM STATS	EAGLES	OPP
Total First Downs	**252**	**267**
Rushing	78	116
Passing	158	145
Penalty	16	6
3rd Down: Made/Att	**na**	**na**
3rd Down Pct.	na	na
4th Down: Made/Att	**na**	**na**
4th Down Pct.	na	na
Possession Avg.	**na**	**na**
Total Net Yards	**5112**	**4927**
Avg. Per Game	365.1	351.9
Total Plays	na	na
Avg. Per Play	na	na
Net Yards Rushing	**1507**	**2007**
Avg. Per Game	107.6	143.4
Total Rushes	373	474
Net Yards Passing	**3605**	**2920**
Avg. Per Game	257.5	208.6
Sacked/Yards Lost	na/219	na/263
Gross Yards	3824	3183
Att./Completions	429/241	383/224
Completion Pct.	56.2	58.5
Had Intercepted	26	17
Punts/Average	**55/43.7**	**64/41.8**
Net Punting Avg.	**na/na**	**na/na**
Penalties/Yards	**42/500**	**62/684**
Fumbles/Ball Lost	**25/14**	**27/16**
Touchdowns	**46**	**38**
Rushing	10	12
Passing	34	23
Returns	2	3

Rushing	No.	Yds	Avg	Lg	TD
Peaks	135	471	3.5	33	5
Brown	50	338	6.8	47	1
Dean	66	321	4.9	44	2
Barnes	92	309	3.4	43	1
Jurgensen	20	27	1.4	14	0
Sapp	7	24	3.4	8	1
Hill	2	9	4.5	7	0
Retzlaff	1	8	8.0	8	0
Eagles	**373**	**1507**	**4.0**	**47**	**10**
Opponents	**474**	**2007**	**4.2**	**54t**	**12**

Receiving	No.	Yds	Avg	Lg	TD
McDonald	64	1144	17.9	66	13
Retzlaff	50	769	15.4	61t	8
Walston	34	569	16.7	68	2
Peaks	32	472	14.8	48	0
Dean	21	335	16.0	60t	1
Barnes	15	194	12.9	59t	3
Brown	14	264	18.9	65	2
Lucas	8	67	8.4	18	5
Sapp	3	10	3.3	8	0
Eagles	**241**	**3824**	**15.9**	**69**	**34**
Opponents	**224**	**3183**	**14.2**	**84t**	**23**

INTs	No.	Yds	Avg	Lg	TD
Burroughs	7	90	12.9	42	0
Cross	2	36	18.0	36	0
Bednarik	2	33	16.5	33	0
Brookshier	2	20	10.0	20	0
Carr	2	20	10.0	20	0
Baughan	1	22	22.0	22	0
Taseff LG	1	15	15.0	15	0
Weber	1	15	15.0	15	0
Nocera	0	3	0.0	3	0
Eagles	**17**	**239**	**14.1**	**42**	**0**
Opponents	**26**	**294**	**11.3**	**65t**	**1**

Punting	No	Yds	Avg	Net	TB	Lg	B
Hill	55	2403	43.7	na	na	64	0
Eagles	**55**	**2403**	**43.7**	**na**	**na**	**64**	**0**
Opponents	**64**	**2675**	**41.8**	**na**	**na**	**69**	**1**

Punt Returns	Ret	FC	Yds	Avg	Lg	TD
Dean	18	na	140	7.8	28	0
Brown	8	na	125	15.6	66t	1
Cross	7	na	77	11.0	21	0
Taseff LG	5	na	39	7.8	23	0
Baughan	1	na	11	11.0	11	0
Eagles	**34**	**na**	**353**	**10.4**	**66t**	**1**
Opponents	**30**	**na**	**235**	**7.8**	**73t**	**1**

Score By Periods	Q1	Q2	Q3	Q4	OT	Pts
Eagles	94	89	92	86	0	361
Opponents	61	72	78	86	0	297

Scoring	TD	Ru	Pa	Rt	PAT	FG	2Pt	Pts
Walston	2	0	2	0	43/45	14/25	0	97
McDonald	13	0	13	0			0	78
Retzlaff	8	0	8	0			0	48
Brown	5	1	2	2			0	30
Lucas	5	0	5	0			0	30
Peaks	5	5	0	0			0	30
Barnes	4	1	3	0			0	24
Dean	3	2	1	0			0	18
Sapp	1	1	0	0			0	6
Eagles	**46**	**10**	**34**	**2**	**43/45**	**14/25**	**0**	**361**
Opponents	**38**	**12**	**23**	**3**	**36/38**	**11/24**	**0**	**297**

Kickoff Returns	No.	Yds	Avg	Lg	TD
Brown	29	811	28.0	105t	1
Dean	21	462	22.0	34	0
Peaks	2	29	14.5	17	0
Cross	1	11	11.0	11	0
Eagles	**53**	**1313**	**24.8**	**105t**	**1**
Opponents	**58**	**1224**	**21.1**	**91t**	**1**

Walston: (22G,18G,12N) ( ) (19G,16G, N) ( ) (19G, 42G) (20G,26N) (N,13G,33G) (B, N,12G) (42N, 43N) (34G) ( ) (31N) (26G,45N,44N) (21G,10G)
Opponents: (20G,21G) (N,35N) (27G) (49N,23G) (N) (54N) (46N,48N,52G) (B, N) (11G) (54N,17G) (42G,32G) (36G) (23N,33B) (49G,41N)

Pro Bowl Selections: LB Maxie Baughan, HB Ted Dean, WR Tommy McDonald, E/K Bobby Walston (QB Sonny Jurgensen and T J. D. Smith also selected but did not play because of injury)

WHAT WAS THE PLAYOFF BOWL?

Following the 1961 and 1966 seasons, the Eagles participated in the Playoff Bowl. If case you never heard of the Playoff Bowl, here's the scoop. From 1960-1969, the National Football League took each conference's runner-up and matched them up in a consolation game at the Orange Bowl in Miami. The Eagles, by the way, lost both of their Playoff Bowl appearances (38-10 to Detroit in 1962 and 20-14 to Baltimore in 1967).

Passing	Att	Cmp	Yds	Cmp%	Yds/Att	TD	TD%	Int	Int%	Lg	Sk/Lost	Rat
Jurgensen	416	235	3723	56.5	8.95	32	7.7	24	5.8	69	na/211	88.1
Hill	12	6	101	50.0	8.42	2	16.7	2	16.7	23	na/8	78.8
Peaks	1	0	0	0.0	0.00	0	0.0	0	0.0	0	na/0	39.6
Eagles	**429**	**241**	**3824**	**56.2**	**8.91**	**34**	**7.9**	**26**	**6.1**	**69**	**na/219**	**87.2**
Opponents	**383**	**224**	**3183**	**58.5**	**8.31**	**23**	**6.0**	**17**	**4.4**	**84t**	**na/263**	**87.0**

1962 EAGLES STATISTICS

Record: 3-10-1, 7th in Eastern
Head Coach: Nick Skorich

S-16	L	21-27	St. Louis	60,671
S-23	L	13-29	NY Giants	60,671
S-30	W	35-7	Cleveland	60,671
O-06	L	7-13	at Pittsburgh	23,164
O-14	L	19-41	at Dallas	18,645
O-21	L	21-27	Washington	60,671
O-28	L	21-31	at Minnesota	30,071
N-04	T	14-14	at Cleveland	63,848
N-11	L	0-49	Green Bay	60,671
N-18	L	14-19	at NY Giants	62,705
N-25	W	28-14	Dallas	58,070
D-02	W	37-14	at Washington	32,229
D-09	L	17-26	Pittsburgh	60,671
D-16	L	35-45	at St. Louis	14,989

TEAM STATS	EAGLES	OPP
Total First Downs	**235**	**275**
Rushing	76	128
Passing	146	129
Penalty	13	18
3rd Down: Made/Att	**na**	**na**
3rd Down Pct.	na	na
4th Down: Made/Att	**na**	**na**
4th Down Pct.	na	na
Possession Avg.	**na**	**na**
Total Net Yards	**4540**	**5046**
Avg. Per Game	324.3	360.4
Total Plays	na	na
Avg. Per Play	na	na
Net Yards Rushing	**1155**	**2126**
Avg. Per Game	82.5	151.9
Total Rushes	324	526
Net Yards Passing	**3385**	**2920**
Avg. Per Game	241.8	208.6
Sacked/Yards Lost	na/247	na/103
Gross Yards	3632	3023
Att./Completions	428/228	363/198
Completion Pct.	53.3	54.5
Had Intercepted	31	26
Punts/Average	**64/42.9**	**42/38.2**
Net Punting Avg.	**na/na**	**na/na**
Penalties/Yards	**58/619**	**48/479**
Fumbles/Ball Lost	**25/13**	**22/13**
Touchdowns	**38**	**43**
Rushing	13	23
Passing	23	16
Returns	2	4

Rushing	No.	Yds	Avg	Lg	TD
Brown	137	545	4.0	61t	5
Peaks	137	447	3.3	48	3
Sapp	23	53	2.3	17	2
Jurgensen	17	44	2.6	30	2
Hill	4	40	10.0	22	1
R.Smith	1	13	13.0	13	0
Douglas	4	7	1.8	6	0
Cassady LG	1	6	6.0	6	0
Cassady TM	1	6	6.0	6	0
Eagles	**324**	**1155**	**3.6**	**61t**	**13**
Opponents	**526**	**2126**	**4.0**	**39**	**23**

Receiving	No.	Yds	Avg	Lg	TD
McDonald	58	1146	19.8	60t	10
Brown	52	849	16.3	82t	6
Peaks	39	347	8.9	27	0
Retzlaff	30	584	19.5	84	3
Lucas	19	236	12.4	24	1
Cassady LG	14	188	13.4	47t	2
Cassady TM	14	188	13.4	47t	2
Sapp	6	80	13.3	34	0
Budd	5	130	26.0	49t	1
Walston	4	43	10.8	16	0
R.Smith	1	29	29.0	29	0
Eagles	**228**	**3632**	**15.9**	**84**	**23**
Opponents	**198**	**3023**	**15.3**	**77t**	**16**

INTs	No.	Yds	Avg	Lg	TD
Burroughs	7	96	13.7	28	0
Cross	5	46	9.2	22	0
Scotti	4	72	18.0	39	0
Carr	3	59	19.7	25	0
McClellan	3	2	0.7	2	0
Harrison	2	14	7.0	12	0
Baughan	1	0	0.0	0	0
Nocera	1	0	0.0	0	0
Eagles	**26**	**289**	**11.1**	**39**	**0**
Opponents	**31**	**555**	**17.9**	**100t**	**2**

Kickoff Returns	No.	Yds	Avg	Lg	TD
Brown	30	831	27.7	99t	1
Cassady LG	24	482	20.1	34	0
Cassady TM	14	249	17.8	34	0
Douglas	6	136	22.7	40	0
Dean	4	83	20.8	28	0
Baughan	3	9	3.0	7	0
Cross	2	72	36.0	37	0
Woulfe	2	5	2.5	5	0
Eagles	**61**	**1385**	**22.7**	**99t**	**1**
Opponents	**56**	**1459**	**26.1**	**101t**	**1**

Score By Periods	Q1	Q2	Q3	Q4	OT	Pts
Eagles	83	69	66	64	0	282
Opponents	65	164	54	73	0	356

Scoring	TD	Ru	Pa	Rt	PAT	FG	2Pt	Pts
Brown	13	5	6	2			0	78
McDonald	10	0	10	0			0	60
Walston	0	0	0	0	36/38	4/15	0	48
Peaks	3	3	0	0			0	18
Retzlaff	3	0	3	0			0	18
Cassady LG	2	0	2	0			0	12
Cassady TM	2	0	2	0			0	12
Jurgensen	2	2	0	0			0	12
Sapp	2	2	0	0			0	12
Budd	1	0	1	0			0	6
Hill	1	1	0	0			0	6
Lucas	1	0	1	0			0	6
Wittenborn	0	0	0	0	0/0	2/4	0	6
Eagles	**38**	**13**	**23**	**2**	**36/38**	**6/19**	**0**	**282**
Opponents	**43**	**23**	**16**	**4**	**41/43**	**19/37**	**0**	**356**

Punting	No	Yds	Avg	Net	TB	Lg	B
Hill	64	2747	42.9	na	na	80	0
Eagles	**64**	**2747**	**42.9**	**na**	**na**	**80**	**0**
Opponents	**42**	**1603**	**38.2**	**1**	**0**	**65**	**0**

Punt Returns	Ret	FC	Yds	Avg	Lg	TD
Cassady LG	8	7	49	6.1	13	0
Cassady TM	1	4	2	2.0	2	0
Brown	6	1	81	13.5	38	0
McDonald	5	1	8	1.6	6	0
Cross	1	3	2	2.0	2	0
R.Smith	1	0	2	2.0	2	0
Jonas	0	2	0	0.0	0	0
Eagles	**14**	**11**	**95**	**6.8**	**38**	**0**
Opponents	**24**	**18**	**174**	**7.3**	**60**	**0**

Walston: (N) (N, N, N,18G,29G) ( ) ( ) (36G, 9G) ( ) (34N,47N) (26N,41N) ( ) ( ) (32N,35N,16N) ( ) ( ) ( )
Wittenborn: ( ) ( ) ( ) ( ) ( ) ( ) ( ) ( ) ( ) ( ) ( ) ( ) (B,27G) (45N,18G) ( )
Opponents: (N, N) (48G,27G,16G) (42N,47N) (14G,10G,46N,14B) (40G,50N,11G) (N,28G, 9G) (47N,42G,14N,33N) (11B,41N,45N) (25N) (43N,28G, 20G,37G,26G) (34N) (N) (21G,46G,28G,29G) (42G)

Pro Bowl Selections: HB Tim Brown, WR Tommy McDonald

Passing	Att	Cmp	Yds	Cmp%	Yds/Att	TD	TD%	Int	Int%	Lg	Sk/Lost	Rat
Jurgensen	366	196	3261	53.6	8.91	22	6.0	26	7.1	84	na/212	74.3
Hill	61	31	361	50.8	5.92	0	0.0	5	8.2	37	na/35	34.9
McDonald	1	1	10	100.0	10.00	1	100.0	0	0.0	10t	na/0	147.9
Eagles	**428**	**228**	**3632**	**53.3**	**8.49**	**23**	**5.4**	**31**	**7.2**	**84**	**na/247**	**69.6**
Opponents	**363**	**198**	**3023**	**54.5**	**8.33**	**16**	**4.4**	**26**	**7.2**	**77t**	**na/103**	**67.1**

1963 EAGLES STATISTICS

Record: 2-10-2, 7th in Eastern
Head Coach: Nick Skorich

S-15	T	21-21	Pittsburgh	58,205
S-22	L	24-28	St. Louis	60,671
S-29	L	14-37	NY Giants	60,671
O-06	W	24-21	Dallas	60,671
O-13	W	37-24	at Washington	49,219
O-20	L	7-37	at Cleveland	75,174
O-27	L	7-16	at Chicago	48,514
N-03	L	17-23	Cleveland	60,671
N-10	L	14-42	at NY Giants	62,936
N-17	L	20-27	at Dallas	23,694
N-24	L	10-13	Washington	60,671
D-01	T	20-20	at Pittsburgh	16,721
D-08	L	14-38	at St. Louis	15,979
D-15	L	13-34	Minnesota	57,403

TEAM STATS	EAGLES	OPP
Total First Downs	**203**	**266**
Rushing	78	125
Passing	114	131
Penalty	11	10
3rd Down: Made/Att	**na**	**na**
3rd Down Pct.	na	na
4th Down: Made/Att	**na**	**na**
4th Down Pct.	na	na
Possession Avg.	**na**	**na**
Total Net Yards	**3852**	**4821**
Avg. Per Game	275.1	344.4
Total Plays	783	870
Avg. Per Play	4.9	5.5
Net Yards Rushing	**1438**	**1985**
Avg. Per Game	102.7	141.8
Total Rushes	376	466
Net Yards Passing	2414	2836
Avg. Per Game	172.4	202.6
Sacked/Yards Lost	27/252	29/270
Gross Yards	2666	3106
Att./Completions	380/193	375/211
Completion Pct.	50.8	56.3
Had Intercepted	31	15
Punts/Average	**69/43.1**	**57/39.1**
Net Punting Avg.	**na/na**	**na/na**
Penalties/Yards	**53/558**	**54/598**
Fumbles/Ball Lost	**30/16**	**23/15**
Touchdowns	**32**	**47**
Rushing	8	17
Passing	22	28
Returns	2	2

Rushing	No.	Yds	Avg	Lg	TD
Brown	192	841	4.4	34	6
Dean	79	268	3.4	26	0
Peaks	64	212	3.3	26	1
Jurgensen	13	38	2.9	13	1
Guglielmi LG	4	23	5.8	20	0
Guglielmi TM	1	20	20.0	20	0
Dudley	11	21	1.9	6	0
Sapp TM	8	21	2.6	9	0
Woodeshick	5	18	3.6	11	0
Hill	3	-1	-0.3	6	0
Eagles	**376**	**1438**	**3.8**	**34**	**8**
Opponents	**466**	**1985**	**4.3**	**70t**	**17**

Receiving	No.	Yds	Avg	Lg	TD
Retzlaff	57	895	15.7	46	4
McDonald	41	731	17.8	75t	8
Brown	36	487	13.5	80t	4
Peaks	22	167	7.6	23	1
Goodwin	15	215	14.3	35t	4
Dean	14	108	7.7	20	0
R.Smith	5	63	12.6	16	1
Dudley	1	8	8.0	8	0
Woodeshick	1	-3	-3.0	-3	0
Sapp TM	1	-5	-5.0	-5	0
Eagles	**193**	**2666**	**13.8**	**80t**	**22**
Opponents	**211**	**3106**	**14.7**	**78t**	**28**

INTs	No.	Yds	Avg	Lg	TD
Burroughs	4	36	9.0	21	0
Lloyd	3	30	10.0	14	0
Cross	2	6	3.0	3	0
Caffey	1	87	87.0	87t	1
Carr	1	25	25.0	15	0
Scotti	1	17	17.0	17	0
Baughan	1	9	9.0	9	0
McClellan	1	0	0.0	0	0
Ramsey	1	0	0.0	0	0
Eagles	**15**	**210**	**14.0**	**87t**	**1**
Opponents	**31**	**516**	**16.6**	**75**	**1**

Kickoff Returns	No.	Yds	Avg	Lg	TD
Brown	33	945	28.6	100t	1
Dean	16	425	26.6	79	0
Henson	3	21	7.0	10	0
Sapp TM	3	40	13.3	23	0
Woodeshick	3	72	24.0	31	0
R.Smith	2	18	9.0	9	0
Caffey	1	6	6.0	6	0
Eagles	**61**	**1527**	**25.0**	**100t**	**1**
Opponents	**31**	**727**	**23.5**	**65**	**0**

Score By Periods	Q1	Q2	Q3	Q4	OT	Pts
Eagles	32	86	69	55	0	242
Opponents	43	152	78	108	0	381

Scoring	TD	Ru	Pa	Rt	PAT	FG	2Pt	Pts
Brown	11	6	4	1			0	66
Clark	0	0	0	0	29/32	7/15	0	50
McDonald	8	0	8	0			0	48
Goodwin	4	0	4	0			0	24
Retzlaff	4	0	4	0			0	24
Peaks	2	1	1	0			0	12
Caffey	1	0	0	1			0	6
Jurgensen	1	1	0	0			0	6
R.Smith	1	0	1	0			0	6
Eagles	**32**	**8**	**22**	**2**	**29/32**	**7/15**	**0**	**242**
Opponents	**47**	**17**	**28**	**2**	**42/46**	**19/31**	**0**	**381**

Punting	No	Yds	Avg	Net	TB	Lg	B
Hill	69	2972	43.1	na	na	62	0
Eagles	**69**	**2972**	**43.1**	**na**	**na**	**62**	**0**
Opponents	**57**	**2228**	**39.1**	**na**	**na**	**61**	**0**

Punt Returns	Ret	FC	Yds	Avg	Lg	TD
Brown	16	5	152	9.5	22	0
Dean	10	4	74	7.4	26	0
Eagles	**26**	**9**	**226**	**8.7**	**26**	**0**
Opponents	**34**	**13**	**451**	**13.3**	**83**	**0**

Field Goals	1-19	20-29	30-39	40-49	50+
Clark	1/2	3/5	0/5	3/3	0/0
Eagles	**1/2**	**3/5**	**0/5**	**3/3**	**0/0**
Opponents	**na**	**na**	**na**	**na**	**na**

Clark: ( ) (28G) ( ) (28B,12G,29N) (35N,42G) ( ) ( ) (36N,22G) ( ) (39N) (45G,16N) (23G,40G) (39B) (34N)
Opponents: (38G,50G,50N, N,17G) (24B,32N) (12G) ( ) (34G) (43G) (45G,41N,44N,46N) (9G,22G,34G,45N, 30N) ( ) (56N,33G,27G) (37G,22G) (10G,43N,24G) (23G, 47N) (43G,39G)

Sacks: Eagles 29.0, Opponents 27.0

Pro Bowl Selections: LB Maxie Baughan, HB Tim Brown, E Pete Retzlaff

Passing	Att	Cmp	Yds	Cmp%	Yds/Att	TD	TD%	Int	Int%	Lg	Sk/Lost	Rat
Hill	186	91	1213	48.9	6.52	10	5.4	17	9.1	80t	9/104	49.9
Jurgensen	184	99	1413	53.8	7.68	11	6.0	13	7.1	75t	13/111	69.4
Guglielmi LG	24	7	118	29.2	4.92	0	0.0	3	12.5	32	11/94	8.0
Guglielmi TM	7	2	29	28.6	4.14	0	0.0	0	0.0	19	4/27	44.3
Brown	3	1	11	33.3	3.67	1	33.3	1	33.3	11t	0/0	45.1
Dudley	0	0	0	0.0	0.0	0	0.0	0	0.0	0	1/10	0.0
Eagles	**380**	**193**	**2666**	**50.8**	**7.02**	**22**	**5.8**	**31**	**8.2**	**80t**	**27/252**	**58.9**
Opponents	**375**	**211**	**3106**	**56.3**	**8.28**	**28**	**7.5**	**15**	**4.0**	**78t**	**29/270**	**91.7**

1964 EAGLES STATISTICS

Record: 6-8, T-3rd in Eastern
Head Coach: Joe Kuharich

S-13	W	38-7	NY Giants	60,671
S-20	L	24-28	San Francisco	57,353
S-27	L	20-28	Cleveland	60,671
O-04	W	21-7	Pittsburgh	59,354
O-11	L	20-35	at Washington	49,219
O-18	W	23-17	at NY Giants	62,978
O-25	W	34-10	at Pittsburgh	38,393
N-01	L	10-21	Washington	60,671
N-08	L	10-20	at LA Rams	53,994
N-15	W	17-14	at Dallas	55,972
N-22	L	13-38	St. Louis	60,671
N-29	L	24-38	at Cleveland	79,289
D-06	W	24-14	Dallas	60,671
D-13	L	34-36	at St. Louis	24,636

TEAM STATS	EAGLES	OPP
Total First Downs	**243**	**234**
Rushing	100	93
Passing	126	128
Penalty	17	13
3rd Down: Made/Att	**na**	**na**
3rd Down Pct.	na	na
4th Down: Made/Att	**na**	**na**
4th Down Pct.	na	na
Possession Avg.	**na**	**na**
Total Net Yards	**4400**	**4317**
Avg. Per Game	314.3	308.4
Total Plays	862	898
Avg. Per Play	5.1	4.8
Net Yards Rushing	**1922**	**1746**
Avg. Per Game	137.3	124.7
Total Rushes	430	445
Net Yards Passing	2478	2571
Avg. Per Game	177.0	183.6
Sacked/Yards Lost	35/268	47/379
Gross Yards	2746	2950
Att./Completions	397/199	406/202
Completion Pct.	50.1	49.8
Had Intercepted	18	17
Punts/Average	**73/41.7**	**80/40.5**
Net Punting Avg.	**na/na**	**na/na**
Penalties/Yards	**42/450**	**71/748**
Fumbles/Ball Lost	**33/22**	**27/12**
Touchdowns	**38**	**40**
Rushing	16	15
Passing	19	18
Returns	3	7

Rushing	No.	Yds	Avg	Lg	TD
Gros	154	748	4.9	59t	2
Matson	96	404	4.2	63	4
T.Brown	90	356	4.0	36	5
Woodeshick	37	180	4.9	13	2
Concannon	16	134	8.4	29	1
Snead	16	59	3.7	19	2
Lang	12	37	3.1	20	0
Hill	8	27	3.4	14	0
Goodwin	1	-23	-23.0	-23	0
Eagles	**430**	**1922**	**4.5**	**63**	**16**
Opponents	**445**	**1746**	**3.9**	**75**	**15**

Receiving	No.	Yds	Avg	Lg	TD
Retzlaff	51	855	16.8	44	8
Poage	37	479	12.9	42t	1
Gros	29	234	8.1	29	0
Goodwin	23	335	14.6	44t	3
Matson	17	242	14.2	32	1
T.Brown	15	244	16.3	87t	5
Mack	8	169	21.1	53t	1
Lang	6	69	11.5	23	0
Gill	4	58	14.5	29	0
Smith	4	35	8.8	12	0
Woodeshick	4	12	3.0	8	0
Crabb	1	14	14.0	14	0
Eagles	**199**	**2746**	**13.8**	**87t**	**19**
Opponents	**202**	**2950**	**14.6**	**66t**	**18**

INTs	No.	Yds	Avg	Lg	TD
Ramsey	5	31	6.2	17	0
Cross	3	109	36.3	94t	1
Lloyd	3	68	22.7	27	0
Scarpati	3	41	13.7	24t	1
Burroughs	2	5	2.5	3	0
Glass	1	18	18.0	18	0
Eagles	**17**	**272**	**16.0**	**94t**	**2**
Opponents	**18**	**273**	**15.2**	**64**	**3**

Kickoff Returns	No.	Yds	Avg	Lg	TD
T.Brown	30	692	23.1	51	0
Lang	13	352	27.1	49	0
Gill	7	167	23.9	37	0
Matson	3	104	34.7	43	0
Gros	2	38	19.0	20	0
Morgan	2	0	0.0	0	0
Glass	1	12	12.0	12	0
Thompson	1	0	0.0	0	0
Eagles	**59**	**1365**	**23.1**	**51**	**0**
Opponents	**55**	**1319**	**24.0**	**47**	**0**

Passing	Att	Cmp	Yds	Cmp%	Yds/Att	TD	TD%	Int	Int%	Lg	Sk/Lost	Rat
Snead	283	138	1906	48.8	6.73	14	4.9	12	4.2	87t	20/160	69.6
Hill	88	49	641	55.7	7.28	3	3.4	4	4.5	38t	8/61	71.3
Concannon	23	12	199	52.2	8.65	2	8.7	1	4.3	38	7/47	92.5
T. Brown	2	0	0	0.0	0.00	0	0.0	1	50.0	0	0/0	0.0
Gros	1	0	0	0.0	0.00	0	0.0	0	0.0	0	0/0	39.6
Eagles	**397**	**199**	**2746**	**50.1**	**6.92**	**19**	**4.8**	**18**	**4.5**	**87t**	**35/268**	**69.7**
Opponents	**406**	**202**	**2950**	**49.8**	**7.27**	**18**	**4.4**	**17**	**4.2**	**66t**	**47/379**	**71.2**

Score By Periods	Q1	Q2	Q3	Q4	OT	Pts
Eagles	61	79	64	108	0	312
Opponents	83	72	89	69	0	313

Scoring	TD	Ru	Pa	Rt	PAT	FG	2Pt	Pts
Baker	0	0	0	0	36/37	16/26	0	84
T.Brown	10	5	5	0			0	60
Retzlaff	8	0	8	0			0	48
Matson	5	4	1	0			0	30
Goodwin	3	0	3	0			0	18
Gros	2	2	0	0			0	12
Snead	2	2	0	0			0	12
Woodeshick	2	2	0	0			0	12
Concannon	1	1	0	0			0	6
Cross	1	0	0	1			0	6
Mack	1	0	1	0			0	6
Morgan	1	0	0	1			0	6
Poage	1	0	1	0			0	6
Scarpati	1	0	0	1			0	6
Eagles	**38**	**16**	**19**	**3**	**36/37**	**16/26**	**0**	**312**
Opponents	**40**	**15**	**18**	**7**	**40/40**	**11/26**	**0**	**313**

Punting	No	Yds	Avg	Net	TB	Lg	B
Baker	49	2073	42.3	na	na	61	1
Hill	24	968	40.3	na	na	56	0
Eagles	**73**	**3041**	**41.7**	**na**	**na**	**61**	**1**
Opponents	**80**	**3237**	**40.5**	**na**	**na**	**63**	**0**

Punt Returns	Ret	FC	Yds	Avg	Lg	TD
T.Brown	10	6	96	9.6	53	0
Gill	6	5	61	10.2	29	0
Lang	6	7	26	4.3	8	0
Matson	2	0	10	5.0	9	0
Glass	1	1	0	0.0	0	0
Hultz	1	0	2	2.0	2	0
Mack	1	0	0	0.0	0	0
Scarpati	1	1	6	6.0	6	0
Eagles	**28**	**20**	**201**	**7.2**	**53**	**0**
Opponents	**35**	**18**	**333**	**9.5**	**68**	**0**

Field Goals	1-19	20-29	30-39	40-49	50+
Baker	5/5	2/5	1/1	8/14	0/1
Eagles	**5/5**	**2/5**	**1/1**	**8/14**	**0/1**
Opponents	**3/6**	**3/4**	**4/6**	**1/9**	**0/1**

Baker: (24B,47N,30G) (26B,47G,57N) (12G,42G) (21N) ( ) (45G,10G,46G) (14G,47G) (26G) (47B,40G) (43G) (21G, 9G) (42N,14G,49N,48N) (42N,48G) ( )
Opponents: (39N) ( ) ( ) (42N) (11N) (42G,43N) (13G) (34B,46N) (12G,27G) (47N,16N,48N) (29G,18B,42N, 48B,42N) (29N,37G) ( ) (35G,37G,27G,32G,53N,19G)

Sacks: Eagles 47.0, Opponents 35.0

Pro Bowl Selections: K Sam Baker, LB Maxie Baughan, DB Irv Cross, T Floyd Peters, E Pete Retzlaff, C Jim Ringo

1965 EAGLES STATISTICS

Record: 5-9, T-5th in Eastern
Head Coach: Joe Kuharich

S-19	W	34-27	St. Louis	54,260
S-26	L	14-16	NY Giants	57,154
O-03	L	17-35	Cleveland	60,759
O-10	W	35-24	at Dallas	56,249
O-17	L	27-35	at NY Giants	62,815
O-24	L	14-20	Pittsburgh	56,515
O-31	L	21-23	at Washington	50,301
N-07	L	34-38	at Cleveland	72,807
N-14	W	21-14	Washington	60,444
N-21	L	24-34	at Baltimore	60,238
N-28	W	28-24	at St. Louis	28,706
D-05	L	19-21	Dallas	54,714
D-12	W	47-13	at Pittsburgh	22,002
D-19	L	28-35	Detroit	56,718

TEAM STATS	EAGLES	OPP
Total First Downs	**267**	**243**
Rushing	94	100
Passing	149	129
Penalty	24	14
3rd Down: Made/Att	**na**	**na**
3rd Down Pct.	na	na
4th Down: Made/Att	**na**	**na**
4th Down Pct.	na	na
Possession Avg.	**na**	**na**
Total Net Yards	**5012**	**4418**
Avg. Per Game	358.0	315.6
Total Plays	871	849
Avg. Per Play	5.8	5.2
Net Yards Rushing	**1824**	**1582**
Avg. Per Game	130.3	113.0
Total Rushes	404	419
Net Yards Passing	**3188**	**2836**
Avg. Per Game	227.7	202.6
Sacked/Yards Lost	33/254	37/287
Gross Yards	3442	3123
Att./Completions	434/223	393/215
Completion Pct.	51.4	54.7
Had Intercepted	26	25
Punts/Average	56/42.2	54/41.8
Net Punting Avg.	na/na	na/na
Penalties/Yards	61/686	66/653
Fumbles/Ball Lost	21/10	32/11
Touchdowns	48	47
Rushing	21	11
Passing	22	28
Returns	5	8

Rushing	No.	Yds	Avg	Lg	TD
T.Brown	158	861	5.4	54t	6
Gros	145	479	3.3	33	7
Woodeshick	28	145	5.2	14	0
Concannon	9	104	11.6	38	0
Matson	22	103	4.7	22	2
Snead	24	81	3.4	20	3
Lang	10	25	2.5	8t	1
K.Hill	7	20	2.9	7	2
Scarpati	1	6	6.0	6	0
Eagles	**404**	**1824**	**4.5**	**54t**	**21**
Opponents	**419**	**1582**	**3.8**	**35**	**11**

Receiving	No.	Yds	Avg	Lg	TD
Retzlaff	66	1190	18.0	78	10
T.Brown	50	682	13.6	45t	3
Poage	31	612	19.7	63t	5
Gros	29	271	9.3	37	2
Goodwin	18	252	14.0	35	1
Glass	15	201	13.4	41	0
Woodeshick	6	86	14.3	60	0
Crabb	2	41	20.5	27	0
Lang	2	30	15.0	24	0
Matson	2	29	14.5	20	1
Gill	1	27	27.0	27	0
F.Hill	1	21	21.0	21	0
Eagles	**223**	**3442**	**15.4**	**78**	**22**
Opponents	**215**	**3123**	**14.5**	**89t**	**28**

INTs	No.	Yds	Avg	Lg	TD
Ramsey	6	74	12.3	24	0
Nettles	3	84	28.0	56t	1
Scarpati	3	4	1.3	3	0
Cross	3	1	0.3	1	0
Lloyd	2	35	17.5	21	0
Nelson	2	23	11.5	16	0
Meyers	2	12	6.0	10	0
Tarasovic	1	40	40.0	40t	1
Baughan	1	33	33.0	33t	1
Hultz	1	6	6.0	6	0
Morgan	1	1	1.0	1	0
Eagles	**25**	**313**	**12.5**	**56t**	**3**
Opponents	**26**	**476**	**18.3**	**82t**	**6**

Punting	No	Yds	Avg	Net	TB	Lg	B
Baker	37	1551	41.9	na	na	60	0
K.Hill	19	813	42.8	na	na	55	0
Eagles	**56**	**2364**	**42.2**	**na**	**na**	**60**	**0**
Opponents	**54**	**2257**	**41.8**	**na**	**na**	**72**	**0**

Passing	Att	Cmp	Yds	Cmp%	Yds/Att	TD	TD%	Int	Int%	Lg	Sk/Lost	Rat
Snead	288	150	2346	52.1	8.15	15	5.2	13	4.5	78	26/191	78.0
K. Hill	113	60	857	53.1	7.58	5	4.4	10	8.8	50	4/21	55.8
Concannon	29	12	176	41.4	6.07	1	3.4	3	10.3	34	3/42	33.8
Gros	2	1	63	50.0	31.50	1	50.0	0	0.0	63t	0/0	135.4
T. Brown	1	0	0	0.0	0.00	0	0.0	0	0.0	0	0/0	39.6
Poage	1	0	0	0.0	0.00	0	0.0	0	0.0	0	0/0	39.6
Eagles	**434**	**223**	**3442**	**51.4**	**7.93**	**22**	**5.1**	**26**	**6.0**	**78**	**33/254**	**69.9**
Opponents	**393**	**215**	**3123**	**54.7**	**7.95**	**28**	**7.1**	**25**	**6.4**	**89t**	**37/287**	**78.0**

Score By Periods	Q1	Q2	Q3	Q4	OT	Pts
Eagles	107	81	91	84	0	363
Opponents	96	102	75	86	0	359

Scoring	TD	Ru	Pa	Rt	PAT	FG	2Pt	Pts
Baker	0	0	0	0	38/40	9/23	0	65
Retzlaff	10	0	10	0			0	60
T.Brown	9	6	3	0			0	54
Gros	9	7	2	0			0	54
Poage	5	0	5	0			0	30
Matson	3	2	1	0			0	18
Snead	3	3	0	0			0	18
K.Hill	2	2	0	0			0	12
Tarasovic	2	0	0	2			0	12
Lloyd	0	0	0	0	7/7	1/2	0	10
Baughan	1	0	0	1			0	6
Goodwin	1	0	1	0			0	6
Lang	1	1	0	0			0	6
Nettles	1	0	0	1			0	6
Shann	1	0	0	1			0	6
Eagles	**48**	**21**	**22**	**5**	**45/47**	**10/25**	**0**	**363**
Opponents	**47**	**11**	**28**	**8**	**44/47**	**11/26**	**0**	**359**

Punt Returns	Ret	FC	Yds	Avg	Lg	TD
Cross	14	4	79	5.6	16	0
T.Brown	4	6	13	3.3	7	0
Gill	2	2	28	14.0	14	0
Shann	1	1	63	63.0	63t	1
Eagles	**21**	**13**	**183**	**8.7**	**63t**	**1**
Opponents	**37**	**9**	**263**	**7.1**	**47**	**0**

Kickoff Returns	No.	Yds	Avg	Lg	TD
Nelson	26	683	26.3	70	0
Cross	25	662	26.5	74	0
T.Brown	3	46	15.3	22	0
Lang	3	36	12.0	14	0
Gill	1	0	0.0	0	0
Morgan	1	3	3.0	3	0
Wells	1	8	8.0	8	0
Eagles	**60**	**1438**	**24.0**	**74**	**0**
Opponents	**58**	**1531**	**26.4**	**88**	**0**

Field Goals	1-19	20-29	30-39	40-49	50+
Baker	na	na	na	na	na
Lloyd	0/0	0/0	0/0	1/1	0/0
Eagles	**na**	**na**	**na**	**na**	**na**
Opponents	**2/3**	**5/9**	**2/6**	**2/8**	**0/0**

Baker: (28G,23G,50N) (43N,25B) ( ) ( ) (46N) (21B, 54N) (46N) (12G,27N,39G) ( ) (42N,37G) (37N,23B) (33G,19G, N, 27G,37B,20G,19B) ( ) ( )
Lloyd: ( ) ( ) (42G) (31B) ( ) ( ) ( ) ( ) ( ) ( ) ( ) ( ) ( ) ( )
Opponents: (22G,20G) (41N,24G,20G,11G) (49N) (42N,35G) (30N,40N,29B) (27N) (28G) (42N,49G) (36N) (38N,46G,13G) (36G) (19B,41N) ( ) (22N,37N,29B)

Sacks: Eagles 37.0, Opponents 33.0

Pro Bowl Selections: LB Maxie Baughan, T Bob Brown, HB Tim Brown, DB Irv Cross, E Pete Retzlaff, C Jim Ringo, QB Norman Snead

1966 EAGLES STATISTICS

Record: 9-5, T-2nd in Eastern
Head Coach: Joe Kuharich

S-11	L	13-16	at St. Louis	39,066
S-18	W	23-10	Atlanta	54,049
S-25	W	35-17	NY Giants	60,177
O-02	L	10-41	St. Louis	59,305
O-09	L	7-56	at Dallas	69,372
O-16	W	31-14	at Pittsburgh	28,233
O-23	W	31-3	at NY Giants	63,018
O-30	L	13-27	Washington	60,652
N-06	W	24-23	Dallas	60,658
N-13	L	7-27	at Cleveland	77,968
N-20	W	35-34	at San Francisco	31,993
D-04	W	27-23	Pittsburgh	54,275
D-11	W	33-21	Cleveland	58,074
D-18	W	37-28	at Washington	50,405
PLAYOFF BOWL (at Miami)				
J-08	L	14-20	Baltimore	58,088

TEAM STATS	EAGLES	OPP
Total First Downs	**231**	**249**
Rushing	112	90
Passing	104	139
Penalty	15	20
3rd Down: Made/Att	**na**	**na**
3rd Down Pct.	na	na
4th Down: Made/Att	**na**	**na**
4th Down Pct.	na	na
Possession Avg.	**na**	**na**
Total Net Yards	**3759**	**4370**
Avg. Per Game	268.5	312.1
Total Plays	891	870
Avg. Per Play	4.2	5.0
Net Yards Rushing	**1859**	**1693**
Avg. Per Game	132.8	120.9
Total Rushes	478	390
Net Yards Passing	**1900**	**2677**
Avg. Per Game	135.7	191.2
Sacked/Yards Lost	35/259	34/287
Gross Yards	2159	2964
Att./Completions	378/179	446/226
Completion Pct.	47.4	50.7
Had Intercepted	22	20
Punts/Average	**65/39.8**	**60/39.9**
Net Punting Avg.	**na/na**	**na/na**
Penalties/Yards	**63/666**	**63/703**
Fumbles/Ball Lost	**32/17**	**30/15**
Touchdowns	**39**	**40**
Rushing	19	13
Passing	14	23
Returns	6	4

Rushing	No.	Yds	Avg	Lg	TD
T.Brown	161	548	3.4	24	3
Gros	102	396	3.9	26	7
Woodeshick	85	330	3.9	21	4
Lang	52	239	4.6	39	1
Concannon	25	195	7.8	29	2
Matson	29	101	3.5	28	1
Snead	15	32	2.1	17	1
Baker	1	15	15.0	15	0
F.Hill	1	5	5.0	5	0
K.Hill	7	-2	-0.3	2	0
Eagles	**478**	**1859**	**3.9**	**39**	**19**
Opponents	**390**	**1693**	**4.3**	**68**	**13**

Receiving	No.	Yds	Avg	Lg	TD
Retzlaff	40	653	16.3	40	6
T.Brown	33	371	11.2	39	3
F.Hill	29	304	10.5	36	0
Gros	18	214	11.9	48	2
Goodwin	16	212	13.3	30	1
Hawkins	14	143	10.2	23	0
Lang	12	107	8.9	24	0
Woodeshick	10	118	11.8	44t	1
Matson	6	30	5.0	11	1
Concannon	1	7	7.0	7	0
Eagles	**179**	**2159**	**12.1**	**48**	**14**
Opponents	**226**	**2964**	**13.1**	**58**	**23**

INTs	No.	Yds	Avg	Lg	TD
Scarpati	8	182	22.8	32	0
Nettles	3	57	19.0	34t	1
Lloyd	3	46	15.3	24	0
Martin	1	47	47.0	47	0
Wells	1	8	8.0	8	0
Morgan	1	5	5.0	5	0
Nelson	1	0	0.0	0	0
Ramsey	1	0	0.0	0	0
Whittingham	1	0	0.0	0	0
Eagles	**20**	**345**	**17.3**	**47**	**1**
Opponents	**22**	**380**	**17.3**	**91t**	**3**

Punt Returns	Ret	FC	Yds	Avg	Lg	TD
Martin	11	6	118	10.7	67t	1
Hawkins	9	2	47	5.2	38	0
W. Brown	5	4	-1	-.2	2	0
Concannon	2	1	3	1.5	3	0
Scarpati	2	0	-8	-4.0	-3	0
T.Brown	1	0	0	0.0	0	0
Nelson	1	0	3	3.0	3	0
Eagles	**31**	**13**	**162**	**5.2**	**67t**	**1**
Opponents	**31**	**15**	**300**	**9.7**	**86t**	**1**

Score By Periods	Q1	Q2	Q3	Q4	OT	Pts
Eagles	39	137	45	105	0	326
Opponents	68	91	85	96	0	340

Scoring	TD	Ru	Pa	Rt	PAT	FG	2Pt	Pts
Baker	0	0	0	0	38/39	18/25	0	92
Gros	9	7	2	0			0	54
T.Brown	8	3	3	2			0	48
Retzlaff	6	0	6	0			0	36
Woodeshick	5	4	1	0			0	30
Concannon	2	2	0	0			0	12
Matson	2	1	1	0			0	12
Goodwin	1	0	1	0			0	6
Lang	1	1	0	0			0	6
Martin	1	0	0	1			0	6
Nelson	1	0	0	1			0	6
Nettles	1	0	0	1			0	6
Snead	1	1	0	0			0	6
Wells	1	0	0	1			0	6
Eagles	**39**	**19**	**14**	**6**	**38/39**	**18/25**	**0**	**326**
Opponents	**40**	**13**	**23**	**4**	**40/40**	**20/30**	**0**	**340**

Kickoff Returns	No.	Yds	Avg	Lg	TD
Matson	26	544	20.9	31	0
T.Brown	20	562	28.1	93t	2
W.Brown	4	58	14.5	17	0
Martin	4	132	33.0	58	0
Medved	2	10	5.0	10	0
Nelson	2	34	17.0	18	0
Whittingham	2	33	16.5	19	0
Beisler	1	17	17.0	17	0
Hawkins	1	0	0.0	0	0
Jackson	1	16	16.0	16	0
Lince	1	13	13.0	13	0
Eagles	**64**	**1419**	**22.2**	**93t**	**2**
Opponents	**65**	**1330**	**20.5**	**56**	**0**

Punting	No	Yds	Avg	Net	TB	Lg	B
Baker	42	1726	41.1	na	na	63	0
K.Hill	23	862	37.5	na	na	51	0
Eagles	**65**	**2588**	**39.8**	**na**	**na**	**63**	**0**
Opponents	**60**	**2394**	**39.9**	**na**	**na**	**54**	**0**

Field Goals	1-19	20-29	30-39	40-49	50+
Baker	4/4	2/2	8/8	3/7	1/4
Eagles	**4/4**	**2/2**	**8/8**	**3/7**	**1/4**
Opponents	**5/6**	**7/8**	**5/9**	**3/7**	**0/0**

Baker: (46N,23G,33G) (13G,41G,12G) ( ) (52N,44N, 32G) ( ) (51G) (15G) (15G,37G) (31G,49N) (52N) (49N, 58N) (35G,22G) (37G,38G,42G,30G) (47G)
Opponents: (9G,47G,27G) (12N,22G) (32N,18G) (44G,34G) (45N) (37N) (29G) (17G,28G) (21G,14G,28N, 42G) (22G,29G) (30G,15G,43N,42N) (31N,37G,32G, 35G) (47N,33N) ( )

Sacks: Eagles 34.0, Opponents 35.0

Pro Bowl Selections: T Bob Brown, T Floyd Peters

Passing	Att	Cmp	Yds	Cmp%	Yds/Att	TD	TD%	Int	Int%	Lg	Sk/Lost	Rat
Snead	226	103	1275	45.6	5.64	8	3.5	11	4.9	48	25/190	55.1
K.Hill	97	53	571	54.6	5.89	5	5.2	7	7.2	30	6/42	59.3
Concannon	51	21	262	41.2	5.14	1	2.0	4	7.8	44t	3/22	31.7
Lang	3	2	51	66.7	17.00	0	0.0	0	0.0	36	0/0	109.7
Gros	1	0	0	0.0	0.00	0	0.0	0	0.0	0	1/5	39.6
Eagles	**378**	**179**	**2159**	**47.4**	**5.71**	**14**	**3.7**	**22**	**5.8**	**48**	**35/259**	**53.4**
Opponents	**446**	**226**	**2964**	**50.7**	**6.65**	**23**	**5.2**	**20**	**4.5**	**58**	**34/287**	**70.5**

1967 EAGLES STATISTICS

Record: 6-7-1, 2nd in Capitol
Head Coach: Joe Kuharich

S-17	W	35-24	Washington	60,709
S-24	L	6-38	Baltimore	60,755
O-01	W	34-24	Pittsburgh	60,335
O-08	W	38-7	at Atlanta	53,868
O-15	L	27-28	San Francisco	60,825
O-22	L	14-48	at St. Louis	46,562
O-29	W	21-14	Dallas	60,740
N-05	L	24-31	at New Orleans	59,596
N-12	L	17-33	at LA Rams	57,628
N-19	W	48-21	New Orleans	60,751
N-26	L	7-44	at NY Giants	63,027
D-03	T	35-35	at Washington	50,451
D-10	L	17-38	at Dallas	55,834
D-17	W	28-24	Cleveland	60,658

TEAM STATS	EAGLES	OPP
Total First Downs	**239**	**286**
Rushing	69	105
Passing	146	161
Penalty	24	20
3rd Down: Made/Att	**na**	**na**
3rd Down Pct.	na	na
4th Down: Made/Att	**na**	**na**
4th Down Pct.	na	na
Possession Avg.	**na**	**na**
Total Net Yards	**4344**	**4972**
Avg. Per Game	310.3	355.1
Total Plays	822	937
Avg. Per Play	5.3	5.3
Net Yards Rushing	**1250**	**1741**
Avg. Per Game	89.3	124.4
Total Rushes	328	434
Net Yards Passing	**3094**	**3231**
Avg. Per Game	221.0	230.8
Sacked/Yards Lost	49/369	23/151
Gross Yards	3463	3382
Att./Completions	445/244	480/255
Completion Pct.	54.8	53.1
Had Intercepted	24	21
Punts/Average	**61/38.3**	**50/38.8**
Net Punting Avg.	**na/na**	**na/na**
Penalties/Yards	**77/830**	**67/715**
Fumbles/Ball Lost	**22/16**	**28/14**
Touchdowns	**45**	**52**
Rushing	12	16
Passing	30	29
Returns	3	7

Rushing	No.	Yds	Avg	Lg	TD
Woodeshick	155	670	4.3	41	6
Lang	101	336	3.3	21	2
T.Brown	53	179	3.4	13t	1
Snead	9	30	3.3	21	2
Ballman	1	17	17.0	17t	1
Jones	8	17	2.1	6	0
Goodwin	1	1	1.0	1	0
Eagles	**328**	**1250**	**3.8**	**41**	**12**
Opponents	**434**	**1741**	**4.0**	**45**	**16**

Receiving	No.	Yds	Avg	Lg	TD
Hawkins	59	1265	21.4	87t	10
Ballman	36	524	14.6	67t	6
Woodeshick	34	391	11.5	43t	4
Ditka	26	274	10.5	25	2
Lang	26	201	7.7	19	3
T.Brown	22	202	9.2	41	1
Kelly	21	345	16.4	59	4
F.Hill	9	144	16.0	57	0
Goodwin	6	65	10.8	23	0
Jones	3	32	10.7	23	0
Wilson	2	20	10.0	12	0
Eagles	**244**	**3463**	**14.2**	**87t**	**30**
Opponents	**255**	**3382**	**13.3**	**96**	**29**

INTs	No.	Yds	Avg	Lg	TD
Scarpati	4	99	24.8	67t	1
Nettles	4	52	13.0	34	0
F.Brown	2	29	14.5	17	0
Medved	2	23	11.5	23	0
Martin	2	8	4.0	8	0
Kelley	1	18	18.0	18	0
Wells	1	17	17.0	17	0
Hultz	1	16	16.0	16t	1
Shann	1	8	8.0	8	0
Peters	1	3	3.0	3	0
Lloyd	1	1	1.0	1	0
Morgan	1	0	0.0	0	0
Eagles	**21**	**274**	**13.0**	**67t**	**2**
Opponents	**24**	**429**	**17.9**	**69t**	**3**

Punt Returns	Ret	FC	Yds	Avg	Lg	TD
Martin	20	4	128	6.4	30	0
Hughes	3	0	11	3.7	11	0
Shann	3	2	17	5.7	8	0
Lince	1	0	0	0.0	0	0
Reed	1	0	0	0.0	0	0
Scarpati	1	2	2	2.0	2	0
Medved	0	1	0	0.0	0	0
Eagles	**29**	**9**	**158**	**5.4**	**30**	**0**
Opponents	**33**	**14**	**130**	**3.9**	**26**	**0**

Passing	Att	Cmp	Yds	Cmp%	Yds/Att	TD	TD%	Int	Int%	Lg	Sk/Lost	Rat
Snead	434	240	3399	55.3	7.83	29	6.7	24	5.5	87t	48/351	80.0
K.Hill	7	2	33	28.6	4.71	1	14.3	0	0.0	18	0/0	86.3
Dial	3	1	5	33.3	1.67	0	0.0	0	0.0	5	1/18	42.4
Lang	1	1	26	100.0	26.00	0	0.0	0	0.0	26	0/0	118.8
Eagles	**445**	**244**	**3463**	**54.8**	**7.78**	**30**	**6.7**	**24**	**5.4**	**87t**	**49/369**	**80.2**
Opponents	**480**	**255**	**3382**	**53.1**	**7.05**	**29**	**6.0**	**21**	**4.4**	**96**	**23/151**	**77.6**

Score By Periods	Q1	Q2	Q3	Q4	OT	Pts
Eagles	82	120	66	83	0	351
Opponents	71	141	96	101	0	409

Scoring	TD	Ru	Pa	Rt	PAT	FG	2Pt	Pts
Baker	0	0	0	0	45/45	12/19	0	81
Hawkins	10	0	10	0			0	60
Woodeshick	10	6	4	0			0	60
Ballman	7	1	6	0			0	42
Lang	5	2	3	0			0	30
Kelly	4	0	4	0			0	24
T.Brown	2	1	1	0			0	12
Ditka	2	0	2	0			0	12
Snead	2	2	0	0			0	12
Hultz	1	0	0	1			0	6
Nettles	1	0	0	1			0	6
Scarpati	1	0	0	1			0	6
Eagles	**45**	**12**	**30**	**3**	**45/45**	**12/19**	**0**	**351**
Opponents	**52**	**16**	**29**	**7**	**52/52**	**15/32**	**0**	**409**

Kickoff Returns	No.	Yds	Avg	Lg	TD
T.Brown	13	301	23.2	41	0
Hawkins	10	250	25.0	46	0
Hughes	7	126	18.0	23	0
Wilson	7	150	21.4	33	0
Shann	6	133	22.2	42	0
Reed	5	111	22.2	31	0
Lince	3	46	15.3	22	0
Ballman	2	43	21.5	27	0
Jones	2	32	16.0	17	0
Beisler	1	0	0.0	0	0
F.Brown	1	17	17.0	17	0
Gray	1	30	30.0	30	0
Kelley	1	0	0.0	0	0
Medved	1	7	7.0	7	0
Ramsey	1	0	0.0	0	0
Vasys	1	0	0.0	0	0
Eagles	**62**	**1246**	**20.1**	**46**	**0**
Opponents	**59**	**1466**	**24.8**	**96t**	**2**

Punting	No	Yds	Avg	Net	TB	Lg	B
Baker	61	2335	38.3	na	na	53	1
Eagles	**61**	**2335**	**38.3**	**na**	**na**	**53**	**1**
Opponents	**50**	**1941**	**38.8**	**na**	**na**	**53**	**1**

Field Goals	1-19	20-29	30-39	40-49	50+
Baker	2/2	2/3	7/9	1/4	0/1
Eagles	**2/2**	**2/3**	**7/9**	**1/4**	**0/1**
Opponents	**4/8**	**4/7**	**4/9**	**2/6**	**1/2**

Baker: ( ) (9G,35G) (36G,35G) (46N,45N,34G) (54N, 32G,33G) ( ) (37B) (41G) (37B, 9G) (21G,37G) ( ) (45N) (25G) (27B)

Opponents: (15N,37N,19B,25B,30G) (37N,52G) (52N, 43N,24G) (36N) (45N) (32G,47G) (9B) (33N,12G) (21G, 12G,27G,31G) (20N) (17G,15G,40G) (47N,29N,36N) (19N,22G) (41N,32G)

Sacks: Eagles 23.0, Opponents 49.0

Pro Bowl Selections: T Floyd Peters, C Jim Ringo

1968 EAGLES STATISTICS

Record: 2-12, 4th in Capitol
Head Coach: Joe Kuharich

S-15	L	13-30	at Green Bay	50,861
S-22	L	25-34	NY Giants	60,858
S-29	L	13-45	Dallas	60,858
O-06	L	14-17	at Washington	50,816
O-13	L	14-34	at Dallas	72,083
O-20	L	16-29	Chicago	60,858
O-27	L	3-6	at Pittsburgh	26,908
N-03	L	17-45	St. Louis	59,208
N-10	L	10-16	Washington	59,133
N-17	L	6-7	at NY Giants	62,896
N-24	L	13-47	at Cleveland	62,338
N-28	W	12-0	at Detroit	47,909
D-08	W	29-17	New Orleans	57,128
D-15	L	17-24	Minnesota	54,530

TEAM STATS	EAGLES	OPP
Total First Downs	**197**	**256**
Rushing	78	128
Passing	100	111
Penalty	19	17
3rd Down: Made/Att	**na**	**na**
3rd Down Pct.	na	na
4th Down: Made/Att	**na**	**na**
4th Down Pct.	na	na
Possession Avg.	**na**	**na**
Total Net Yards	**3561**	**4514**
Avg. Per Game	254.4	322.4
Total Plays	775	863
Avg. Per Play	4.6	5.2
Net Yards Rushing	**1411**	**2141**
Avg. Per Game	100.8	152.9
Total Rushes	369	515
Net Yards Passing	**2150**	**2373**
Avg. Per Game	153.6	169.5
Sacked/Yards Lost	26/207	21/184
Gross Yards	2357	2557
Att./Completions	380/194	327/182
Completion Pct.	51.1	55.7
Had Intercepted	29	13
Punts/Average	**60/41.3**	**55/38.9**
Net Punting Avg.	**na/na**	**na/na**
Penalties/Yards	**63/666**	**75/828**
Fumbles/Ball Lost	**19/13**	**18/7**
Touchdowns	**21**	**40**
Rushing	3	18
Passing	16	20
Returns	2	2

Rushing	No.	Yds	Avg	Lg	TD
Woodeshick	217	947	4.4	54t	3
Lang	69	235	3.4	17	0
Pinder	40	117	2.9	21	0
Ballman	1	30	30.0	30	0
Snead	9	27	3.0	9	0
Jones	22	24	1.1	10	0
Conjar	8	21	2.6	6	0
Huarte	2	9	4.5	11	0
K.Hill TM	1	1	1.0	1	0
Eagles	**369**	**1411**	**3.8**	**54t**	**3**
Opponents	**515**	**2141**	**4.2**	**42**	**18**

Receiving	No.	Yds	Avg	Lg	TD
Hawkins	42	707	16.8	92t	5
Woodeshick	36	328	9.1	55	0
F.Hill	30	370	12.3	31t	3
Ballman	30	341	11.4	55t	4
Lang	17	147	8.6	25	1
Pinder	16	166	10.4	48	0
Ditka	13	111	8.5	18	2
Jones	5	87	17.4	48	0
Hughes	3	39	13.0	18	0
Mallory	1	58	58.0	58t	1
Baker	1	3	3.0	3	0
Eagles	**194**	**2357**	**12.1**	**92t**	**16**
Opponents	**182**	**2557**	**14.0**	**87**	**20**

INTs	No.	Yds	Avg	Lg	TD
Nelson	3	7	2.3	7	0
Scarpati	2	22	11.0	17	0
Ramsey	2	0	0.0	0	0
Wells	2	0	0.0	0	0
Beisler	1	12	12.0	12	0
Haymond	1	10	10.0	10	0
Medved	1	0	0.0	0	0
Peters	1	0	0.0	0	0
Eagles	**13**	**51**	**3.9**	**17**	**0**
Opponents	**29**	**408**	**14.1**	**96t**	**2**

Punting	No	Yds	Avg	Net	TB	Lg	B
Baker	55	2248	40.9	na	na	57	0
Duncan	5	228	45.6	na	na	55	0
Eagles	**60**	**2476**	**41.3**	**na**	**na**	**57**	**0**
Opponents	**55**	**2141**	**38.9**	**na**	**na**	**60**	**0**

Punt Returns	Ret	FC	Yds	Avg	Lg	TD
Haymond	15	6	201	13.4	54t	1
Scarpati	5	1	17	3.4	7	0
Mallory	4	3	46	11.5	28	0
Hawkins	0	1	0	0.0	0	0
Eagles	**24**	**11**	**264**	**11.0**	**54t**	**1**
Opponents	**33**	**11**	**270**	**8.2**	**43**	**0**

Passing	Att	Cmp	Yds	Cmp%	Yds/Att	TD	TD%	Int	Int%	Lg	Sk/Lost	Rat
Snead	291	152	1655	52.2	5.69	11	3.8	21	7.2	55t	20/154	51.8
K.Hill TM	71	33	531	46.5	7.48	3	4.2	6	8.5	92t	4/36	50.9
Huarte	15	7	110	46.7	7.33	1	6.7	2	13.3	48	2/17	54.2
Scarpati	2	1	3	50.0	1.50	0	0.0	0	0.0	3	0/0	56.3
Baker	1	1	58	100.0	58.00	1	100.0	0	0.0	58t	0/0	158.3
Eagles	**380**	**194**	**2357**	**51.1**	**6.20**	**16**	**4.2**	**29**	**7.6**	**92t**	**26/207**	**52.7**
Opponents	**327**	**182**	**2557**	**55.7**	**7.82**	**20**	**6.1**	**13**	**4.0**	**87**	**21/184**	**84.9**

Score By Periods	Q1	Q2	Q3	Q4	OT	Pts
Eagles	27	71	32	72	0	202
Opponents	62	98	92	99	0	351

Scoring	TD	Ru	Pa	Rt	PAT	FG	2Pt	Pts
Baker	0	0	0	0	17/21	19/30	0	74
Hawkins	5	0	5	0			0	30
Ballman	4	0	4	0			0	24
F.Hill	3	0	3	0			0	18
Woodeshick	3	3	0	0			0	18
Ditka	2	0	2	0			0	12
Haymond	2	0	0	2			0	12
Lang	1	0	1	0			0	6
Mallory	1	0	1	0			0	6
Conjar (safety)	0	0	0	0			0	2
Eagles	**21**	**3**	**16**	**2**	**17/21**	**19/30**	**0**	**202**
Opponents	**40**	**18**	**20**	**2**	**39/39**	**24/35**	**0**	**351**

Kickoff Returns	No.	Yds	Avg	Lg	TD
Haymond	28	677	24.2	98t	1
Hawkins	12	254	21.2	46	0
Nelson	11	308	28.0	69	0
Mallory	6	94	15.7	23	0
Rossovich	2	20	10.0	11	0
Graham	1	8	8.0	8	0
Jones	1	18	18.0	18	0
Eagles	**61**	**1379**	**22.6**	**98t**	**1**
Opponents	**45**	**1030**	**22.9**	**75**	**0**

Field Goals	1-19	20-29	30-39	40-49	50+
Baker	7/8	4/5	7/12	1/5	0/0
Eagles	**7/8**	**4/5**	**7/12**	**1/5**	**0/0**
Opponents	**8/8**	**10/11**	**5/7**	**1/7**	**0/2**

Baker: (27G,17G) ( ) (23G,13G) (45N) (47N) (30G,37G, 44G) (47N,44N,38N,38G) (39N,12G) (32N,20N,37G) (33N,19G,19G) (34N,18G,25G) (36G,18G,32G,35G) (18N) (25G)

Opponents: (17G,22G,35G) (20G,30G) (26G) (24G) (35N,26G,21G) (39G,31G,28G,15G,14G) (22N,40B, 34G,15G) (51N,47G) (47N,15G,25G, 9G) (47N,47N) (34N,28G,26G) ( ) (49N,10G) (48N,51N,17G)

Sacks: Eagles 21.0, Opponents 26.0

Pro Bowl Selections: K Sam Baker, T Bob Brown, RB Tom Woodeshick

USUAL STARTERS

WR	Gary Ballman	LE	Tim Rossovich
LT	Lane Howell	LT	Floyd Peters (5)
LG	Dick Hart		Frank Molden (5)
C	Gene Ceppetelli	RT	Gary Pettigrew
RG	Mark Nordquist	RE	Mel Tom
RT	Bob Brown	LLB	Ron Medved (5)
TE	Fred Hill (8)	MLB	Dave Lloyd
	Mike Ditka (5)	RLB	Harold Wells
WR	Ben Hawkins	LCB	Al Nelson
QB	Norm Snead	RCB	Alvin Haymond
RB	Tom Woodeshick	LS	Nate Ramsey
FB	Israel Lang (6)	RS	Joe Scarpati
	Cyril Pinder (5)		

1969 EAGLES STATISTICS

Record: 4-9-1, 4th in Capitol
Head Coach: Jerry Williams

S-21	L	20-27	Cleveland	60,658
S-28	W	41-27	Pittsburgh	60,658
O-05	L	7-38	Dallas	60,658
O-13	L	20-24	at Baltimore	56,864
O-19	L	14-49	at Dallas	71,509
O-26	W	13-10	New Orleans	60,658
N-02	W	23-20	at NY Giants	62,912
N-09	T	28-28	at Washington	50,502
N-16	L	17-23	LA Rams	60,658
N-23	W	34-30	at St. Louis	45,512
N-30	L	17-26	at New Orleans	72,805
D-07	L	29-34	Washington	60,658
D-14	L	3-27	Atlanta	60,658
D-21	L	13-14	at San Francisco	25,391

TEAM STATS	EAGLES	OPP
Total First Downs	**231**	**268**
Rushing	83	111
Passing	132	136
Penalty	16	21
3rd Down: Made/Att	**na**	**na**
3rd Down Pct.	na	na
4th Down: Made/Att	**na**	**na**
4th Down Pct.	na	na
Possession Avg.	**na**	**na**
Total Net Yards	**4345**	**4978**
Avg. Per Game	310.4	355.6
Total Plays	882	936
Avg. Per Play	4.9	5.3
Net Yards Rushing	**1563**	**1909**
Avg. Per Game	111.6	136.4
Total Rushes	395	467
Net Yards Passing	**2782**	**3069**
Avg. Per Game	198.7	219.2
Sacked/Yards Lost	29/240	25/181
Gross Yards	3022	3250
Att./Completions	458/216	444/243
Completion Pct.	47.2	54.7
Had Intercepted	28	15
Punts/Average	**74/39.8**	**69/40.9**
Net Punting Avg.	**na/na**	**na/na**
Penalties/Yards	**80/843**	**79/950**
Fumbles/Ball Lost	**18/11**	**31/14**
Touchdowns	**33**	**44**
Rushing	10	15
Passing	20	23
Returns	3	6

Score By Periods	Q1	Q2	Q3	Q4	OT	Pts
Eagles	43	90	61	85	0	279
Opponents	87	77	114	99	0	377

Rushing	No.	Yds	Avg	Lg	TD
Woodeshick	186	831	4.5	21	4
Keyes	121	361	3.0	28	3
Pinder	60	309	5.2	50	1
Blye	8	25	3.1	11	0
Mira	3	16	5.3	6	0
Jackson	2	10	5.0	6	0
Wilson	4	7	1.8	4	0
Bradley	1	5	5.0	5	0
Snead	8	2	0.3	5t	2
Jones	1	0	0.0	0	0
Hawkins	1	-3	-3.0	-3	0
Eagles	**395**	**1563**	**4.0**	**50**	**10**
Opponents	**467**	**1909**	**4.1**	**53t**	**15**

Receiving	No.	Yds	Avg	Lg	TD
Jackson	65	1116	17.2	65t	9
Hawkins	43	761	17.7	58	8
Ballman	31	492	15.9	80t	2
Keyes	29	276	9.5	35	0
Woodeshick	22	177	8.0	15	0
Pinder	12	77	6.4	20	0
Hill	6	64	10.7	23	1
Hughes	3	29	9.7	15	0
Blye	2	-6	-3.0	1	0
Brown	1	20	20.0	20	0
Lawrence	1	10	10.0	10	0
Wilson	1	6	6.0	6	0
Eagles	**216**	**3022**	**14.0**	**80t**	**20**
Opponents	**243**	**3250**	**13.4**	**71t**	**23**

INTs	No.	Yds	Avg	Lg	TD
Scarpati	4	54	13.5	34t	1
Nelson	3	10	3.3	10	0
Ramsey	2	26	13.0	26t	1
Lloyd	2	22	11.0	14	0
Bradley	1	56	56.0	56t	1
Colman TM	1	11	11.0	11	0
Cross	1	0	0.0	0	0
Young	1	0	0.0	0	0
Eagles	**15**	**179**	**11.9**	**56t**	**3**
Opponents	**28**	**343**	**12.3**	**38**	**3**

Punting	No	Yds	Avg	Net	TB	Lg	B
Bradley	74	2942	39.8	na	na	60	0
Eagles	**74**	**2942**	**39.8**	**na**	**na**	**60**	**0**
Opponents	**69**	**2819**	**40.9**	**na**	**na**	**55**	**2**

Punt Returns	Ret	FC	Yds	Avg	Lg	TD
Bradley	28	5	181	6.5	37	0
Scarpati	4	1	6	1.5	2	0
Lawrence	2	2	26	13.0	18	0
Hawkins	1	2	6	6.0	6	0
Hughes	1	0	0	0.0	0	0
Eagles	**36**	**10**	**219**	**6.1**	**37**	**0**
Opponents	**21**	**24**	**93**	**4.4**	**30**	**0**

Scoring	TD	Ru	Pa	Rt	PAT	FG	2Pt	Pts
Baker	0	0	0	0	31/31	16/30	0	79
Jackson	9	0	9	0			0	54
Hawkins	8	0	8	0			0	48
Woodeshick	4	4	0	0			0	24
Keyes	3	3	0	0			0	18
Ballman	2	0	2	0			0	12
Snead	2	2	0	0			0	12
Bradley	1	0	0	1			0	6
Hill	1	0	1	0			0	6
Pinder	1	1	0	0			0	6
Ramsey	1	0	0	1			0	6
Scarpati	1	0	0	1			0	6
Tom (safety)	0	0	0	0			0	2
Eagles	**33**	**10**	**20**	**3**	**31/31**	**16/30**	**0**	**279**
Opponents	**44**	**15**	**23**	**6**	**44/44**	**23/37**	**0**	**377**

Kickoff Returns	No.	Yds	Avg	Lg	TD
Bradley	21	467	22.2	42	0
Blye	19	370	19.5	35	0
Keyes	9	200	22.2	34	0
Lawrence	5	97	19.4	24	0
Pinder	4	56	14.0	19	0
Nelson	3	63	21.0	27	0
Graham	2	5	2.5	5	0
Eagles	**63**	**1258**	**20.0**	**42**	**0**
Opponents	**51**	**1043**	**20.5**	**54**	**0**

Field Goals	1-19	20-29	30-39	40-49	50+
Baker	4/6	2/3	4/6	6/13	0/2
Eagles	**4/6**	**2/3**	**4/6**	**6/13**	**0/2**
Opponents	**7/9**	**6/7**	**5/9**	**5/9**	**0/3**

Baker: (19N,45N) (44N,35G,41G) (42B) (24G,18G) (52N) (34N,47N,45N,12G,40G) (45G,32G,38G) (28N) (44G) (50N,15G,40G) (30G) (39N,19G,47G) (20G) (19N, 46N,47N)
Opponents: (22G,37G) (36G,15G) (47N,14G) (37N, 32B,20G) (53N,17N) (18N,22G) (40G,33G) ( ) (49N,42N, 19G,39G,16G) (19G,46G,46G) (27N,56N,37N,27G,40G, 26G,17G) (39N,12G,43G) (47N,28G,30G) (51N)

Sacks: Eagles 25.0, Opponents 29.0

Pro Bowl Selections: WR Harold Jackson, LB Dave Lloyd, LB Tim Rossovich

USUAL STARTERS

WR	Ben Hawkins	LE	Tim Rossovich
LT	Lane Howell	LT	Floyd Peters
LG	Dick Hart	RT	Ernie Calloway (7)
C	Mike Evans		Gary Pettigrew (6)
RG	Jim Scaggs (7)	RE	Mel Tom
	Don Chuy (6)	LLB	Tony Guillory (8)
RT	Joe Carollo		Adrian Young (5)
TE	Gary Ballman	MLB	Dave Lloyd
WR	Harold Jackson	RLB	Ron Porter
QB	Norm Snead	LCB	Al Nelson
RB	Tom Woodeshick	RCB	Irv Cross
FB	Leroy Keyes	LS	Nate Ramsey
		RS	Joe Scarpati

Passing	Att	Cmp	Yds	Cmp%	Yds/Att	TD	TD%	Int	Int%	Lg	Sk/Lost	Rat
Snead	379	190	2768	50.1	7.30	19	5.0	23	6.1	80t	21/170	65.7
Mira	76	25	240	32.9	3.16	1	1.3	5	6.6	35	8/70	19.6
Keyes	2	1	14	50.0	7.00	0	0.0	0	0.0	14	0/0	72.9
Bradley	1	0	0	0.0	0.00	0	0.0	0	0.0	--	0/0	39.6
Eagles	**458**	**216**	**3022**	**47.2**	**6.60**	**20**	**4.4**	**28**	**6.1**	**80t**	**29/240**	**58.0**
Opponents	**444**	**243**	**3250**	**54.7**	**7.32**	**23**	**5.2**	**15**	**3.4**	**71t**	**25/181**	**81.4**

1970 EAGLES STATISTICS

Record: 3-10-1, 5th in NFC East
Head Coach: Jerry Williams

S-20	L	7-17	Dallas	59,728
S-27	L	16-20	at Chicago	53,643
O-04	L	21-33	Washington	60,658
O-11	L	23-30	at NY Giants	62,820
O-18	L	20-35	St. Louis	59,002
O-25	L	17-30	at Green Bay (Mil)	48,022
N-01	L	17-21	at Dallas	55,736
N-08	W	24-17	Miami	58,171
N-15	T	13-13	Atlanta	55,425
N-23	W	23-20	NY Giants	59,117
N-29	L	14-23	at St. Louis	46,581
D-06	L	10-29	at Baltimore	60,240
D-13	L	6-24	at Washington	50,415
D-20	W	30-20	Pittsburgh	55,252

TEAM STATS	EAGLES	OPP
Total First Downs	**229**	**213**
Rushing	81	102
Passing	126	95
Penalty	22	16
3rd Down: Made/Att	**na**	**na**
3rd Down Pct.	na	na
4th Down: Made/Att	**na**	**na**
4th Down Pct.	na	na
Possession Avg.	**na**	**na**
Total Net Yards	**3990**	**3953**
Avg. Per Game	285.0	282.4
Total Plays	883	1019
Avg. Per Play	4.5	4.9
Net Yards Rushing	**1539**	**2064**
Avg. Per Game	109.9	147.4
Total Rushes	450	457
Net Yards Passing	**2451**	**1889**
Avg. Per Game	175.1	134.9
Sacked/Yards Lost	23/200	34/287
Gross Yards	2651	2176
Att./Completions	410/218	313/161
Completion Pct.	53.2	51.4
Had Intercepted	23	10
Punts/Average	**71/36.5**	**61/39.4**
Net Punting Avg.	**na**	**na**
Penalties/Yards	**73/779**	**90/991**
Fumbles/Ball Lost	**26/16**	**25/18**
Touchdowns	**29**	**36**
Rushing	11	16
Passing	16	16
Returns	2	4

Rushing	No.	Yds	Avg	Lg	TD
Pinder	166	657	3.9	40t	2
Bouggess	159	401	2.5	20t	2
Woodeshick	52	254	4.9	57t	2
Watkins	32	96	3.0	11	1
H.Jones	13	44	3.4	16	0
Snead	18	35	1.9	16	3
Arrington	4	33	8.0	15	1
Bradley	1	14	14.0	14	0
Keyes	2	7	3.5	5	0
Hawkins	2	3	1.5	4	0
Jackson	1	-5	-5.0	-5	0
Eagles	**450**	**1539**	**3.4**	**57t**	**11**
Opponents	**457**	**2064**	**4.5**	**na**	**16**

Receiving	No.	Yds	Avg	Lg	TD
Bouggess	50	401	8.0	34	2
Ballman	47	601	12.8	26	3
Jackson	41	613	14.9	79t	5
Hawkins	30	612	20.4	78t	4
Pinder	28	249	8.8	27	0
Zabel	8	119	14.8	25	1
Woodeshick	6	28	4.7	10	0
H.Jones	3	12	12.0	12	0
Hill	3	10	3.3	9	1
Watkins	3	6	2.0	5	0
Walik	1	0	0.0	0	0
Eagles	**218**	**2651**	**12.2**	**79t**	**16**
Opponents	**161**	**2176**	**13.5**	**na**	**16**

INTs	No.	Yds	Avg	Lg	TD
Nelson	2	45	22.5	45	0
Preece	2	19	9.5	19	0
Young	2	19	9.5	13	0
R.Jones	2	17	8.5	17	0
Hayes	1	2	2.0	2	0
Ramsey	1	0	0.0	0	0
Eagles	**10**	**102**	**10.2**	**45**	**0**
Opponents	**23**	**na**	**na**	**na**	**na**

Punting	No	Yds	Avg	Net	TB	Lg	B
Bradley	61	2244	36.8	na	na	57	0
Moseley	10	350	35.0	na	na	56	0
Eagles	**71**	**2594**	**36.5**	**na**	**na**	**57**	**0**
Opponents	**61**	**2403**	**39.4**	**na**	**na**	**na**	**na**

Punt Returns	Ret	FC	Yds	Avg	Lg	TD
Walik	20	8	78	3.9	16	0
Hawkins	10	2	16	1.6	8	0
Hayes	2	0	6	3.0	6	0
Eagles	**32**	**10**	**100**	**3.1**	**16**	**0**
Opponents	**22**	**na**	**163**	**7.4**	**na**	**na**

Score By Periods	Q1	Q2	Q3	Q4	OT	Pts
Eagles	45	75	55	66	0	241
Opponents	70	126	73	63	0	332

Scoring	TD	Ru	Pa	Rt	PAT	FG	2Pt	Pts
Moseley	0	0	0	0	25/28	14/25	0	67
Jackson	5	0	5	0			0	30
Bouggess	4	2	2	0			0	24
Hawkins	4	0	4	0			0	24
Ballman	3	0	3	0			0	18
Snead	3	3	0	0			0	18
Pinder	2	2	0	0			0	12
Woodeshick	2	2	0	0			0	12
Arrington	1	1	0	0			0	6
Dirks	1	0	0	1			0	6
Hill	1	0	1	0			0	6
Preese	1	0	0	1			0	6
Watkins	1	1	0	0			0	6
Zabel	1	0	1	0			0	6
Eagles	**29**	**11**	**16**	**2**	**25/28**	**14/25**	**0**	**241**
Opponents	**36**	**16**	**16**	**4**	**na**	**27/na**	**na**	**332**

Kickoff Returns	No.	Yds	Avg	Lg	TD
Walik	32	805	25.2	82	0
Nelson	10	187	18.7	27	0
R.Jones	8	120	15.0	30	0
Hayes	6	107	17.8	23	0
Rossovich	1	22	22.0	22	0
Pettigrew	1	11	11.0	11	0
Hawkins	1	0	0.0	0	0
Eagles	**59**	**1252**	**21.2**	**82**	**0**
Opponents	**50**	**1030**	**20.6**	**na**	**na**

Sacks: Eagles 34.0, Opponents 23.0

Pro Bowl Selections: none

USUAL STARTERS

WR	Ben Hawkins	LE	Ernie Calloway
LT	Wade Key	LT	Don Holtz
LG	Dick Hart	RT	Gary Pettigrew
C	Mike Evans	RE	Mel Tom
RG	Jim Scaggs	LLB	Adrian Young
RT	Joe Carollo	MLB	Tim Rossovich (8)
TE	Gary Ballman (8)		Dave Lloyd (5)
	Steve Zabel (6)	RLB	Ron Porter
WR	Harold Jackson	LCB	Ray Jones
QB	Norm Snead	RCB	Al Nelson
RB	Lee Bouggess	S	Nate Ramsey (9)
RB	Cyril Pinder (7)	S	Steve Preece (8)
	Tom Woodeshick (6)		Ron Medved (6)

Passing	Att	Cmp	Yds	Cmp%	Yds/Att	TD	TD%	Int	Int%	Lg	Sk/Lost	Rat
Snead	335	181	2323	42.2	6.93	15	4.5	20	6.0	79t	21/181	66.1
Arrington	73	37	328	50.7	4.49	1	1.4	3	4.1	23	2/19	50.5
Ballman	1	0	0	0.0	0.00	0	0.0	0	0.0	0	0/0	39.6
Bouggess	1	0	0	0.0	0.00	0	0.0	0	0.0	0	0/0	39.6
Eagles	**410**	**218**	**2651**	**53.2**	**6.47**	**16**	**3.9**	**23**	**5.6**	**79t**	**23/200**	**63.0**
Opponents	**313**	**161**	**2176**	**51.4**	**6.95**	**16**	**5.1**	**10**	**3.2**	**na**	**34/287**	**77.6**

1971 EAGLES STATISTICS

Record: 6-7-1, 3rd in NFC East
Head Coach: Jerry Williams (3) and Ed Khayat

S-19	L	14-37	at Cincinnati	55,880
S-26	L	7-42	Dallas	65,358
O-03	L	3-31	San Francisco	65,358
O-10	L	0-13	Minnesota	65,358
O-17	L	10-34	at Oakland	54,615
O-24	W	23-7	NY Giants	65,358
O-31	W	17-16	Denver	65,358
N-07	T	7-7	at Washington	53,041
N-14	L	7-20	at Dallas	60,178
N-21	W	37-20	at St. Louis	48,658
N-28	L	13-20	Washington	65,358
D-05	W	23-20	at Detroit	54,418
D-12	W	19-7	St. Louis	65,358
D-19	W	41-28	at NY Giants	62,774

TEAM STATS	EAGLES	OPP
Total First Downs	**201**	**251**
Rushing	65	104
Passing	119	129
Penalty	17	18
3rd Down: Made/Att	**na**	**na**
3rd Down Pct.	na	na
4th Down: Made/Att	**na**	**na**
4th Down Pct.	na	na
Possession Avg.	**na**	**na**
Total Net Yards	**3571**	**4622**
Avg. Per Game	255.1	330.1
Total Plays	823	889
Avg. Per Play	4.3	5.2
Net Yards Rushing	**1248**	**1962**
Avg. Per Game	89.1	140.1
Total Rushes	407	450
Net Yards Passing	**2323**	**2660**
Avg. Per Game	165.9	190.0
Sacked/Yards Lost	26/229	32/311
Gross Yards	2552	2971
Att./Completions	534/282	407/220
Completion Pct.	51.3	54.1
Had Intercepted	20	22
Punts/Average	**75/41.9**	**57/40.4**
Net Punting Avg.	**na**	**na**
Penalties/Yards	**81/838**	**94/908**
Fumbles/Ball Lost	**21/15**	**34/25**
Touchdowns	**24**	**36**
Rushing	6	16
Passing	13	16
Returns	5	4

Rushing	No.	Yds	Avg	Lg	TD
Bull	94	351	3.7	39	0
Bouggess	97	262	2.7	26	2
Woodeshick	66	188	2.8	19	0
A.Davis	47	163	3.5	21	1
Watkins	35	98	2.8	11	1
Baker	17	49	2.9	13	0
Jackson	5	41	8.2	18	0
Bailey	23	41	1.8	7	1
Liske	13	29	1.9	9	1
Arrington	5	23	4.6	11	0
Hawkins	4	8	2.0	10	0
Zabel	1	-5	-5.0	-5	0
Eagles	**407**	**1248**	**3.1**	**39**	**6**
Opponents	**450**	**1962**	**4.3**	**68t**	**16**

Receiving	No.	Yds	Avg	Lg	TD
Jackson	47	716	15.2	69t	3
Hawkins	37	650	17.6	65	4
Bouggess	24	170	7.1	27	1
Carmichael	20	288	14.4	50	0
Ballman	13	238	18.3	57	0
A.Davis	11	46	4.2	12	0
Bull	9	75	8.3	15	1
Hill	7	92	13.1	35	0
Bailey	7	55	7.9	24	0
Kramer	6	65	10.8	17	1
Watkins	6	40	6.7	10	0
Woodeshick	6	36	6.0	11	1
Baker	4	36	9.0	14	0
Zabel	2	4	2.0	3t	2
Whalen	1	41	41.0	41	0
Eagles	**200**	**2552**	**12.8**	**69t**	**13**
Opponents	**220**	**2971**	**13.5**	**90t**	**16**

INTs	No.	Yds	Avg	Lg	TD
Bradley	11	248	22.5	51	0
Keyes	6	31	5.2	17	0
Nelson	2	63	31.5	44	1
Rossovich	1	24	24.0	24	0
Hultz	1	4	4.0	4	0
Zabel	1	4	4.0	4	0
Eagles	**22**	**374**	**17.0**	**51**	**1**
Opponents	**20**	**359**	**12.9**	**46**	**1**

Punt Returns	Ret	FC	Yds	Avg	Lg	TD
Bradley	18	11	118	6.6	33	0
Walik	5	4	50	10.0	50	0
Hawkins	1	0	6	6.0	6	0
Eagles	**24**	**15**	**174**	**7.2**	**50**	**0**
Opponents	**40**	**11**	**372**	**9.3**	**36**	**0**

Passing	Att	Cmp	Yds	Cmp%	Yds/Att	TD	TD%	Int	Int%	Lg	Sk/Lost	Rat
Liske	269	143	1957	53.2	7.28	11	4.1	15	5.6	69t	13/134	67.1
Arrington	118	55	576	46.6	4.88	2	1.7	5	4.2	65	13/95	49.3
Bull	1	1	15	100.0	15.00	0	0.0	0	0.0	15	0/0	118.8
Ward	1	1	4	100.0	4.00	0	0.0	0	0.0	4	0/0	83.3
A.Davis	1	0	0	0.0	0.00	0	0.0	0	0.0	0	0/0	39.6
Eagles	**390**	**200**	**2552**	**51.3**	**6.54**	**13**	**3.3**	**20**	**5.1**	**69t**	**26/229**	**61.8**
Opponents	**407**	**220**	**2971**	**54.1**	**7.30**	**16**	**3.9**	**22**	**5.4**	**90t**	**32/311**	**68.1**

Score By Periods	Q1	Q2	Q3	Q4	OT	Pts
Eagles	51	66	42	62	0	221
Opponents	16	113	77	96	0	302

Scoring	TD	Ru	Pa	Rt	PAT	FG	2Pt	Pts
Dempsey	0	0	0	0	13/14	12/17	0	49
Hawkins	5	0	4	1			0	30
Feller	0	0	0	0	10/10	6/20	0	28
Bouggess	3	2	1	0			0	18
Jackson	3	0	3	0			0	18
Nelson	2	0	0	2			0	12
Zabel	2	0	2	0			0	12
Bailey	1	1	0	0			0	6
Bull	1	0	1	0			0	6
A.Davis	1	1	0	0			0	6
Hobbs	1	0	0	1			0	6
Kramer	1	0	1	0			0	6
Liske	1	1	0	0			0	6
S.Smith	1	0	0	1			0	6
Watkins	1	1	0	0			0	6
Woodeshick	1	0	1	0			0	6
Eagles	**24**	**6**	**13**	**5**	**23/24**	**18/37**	**0**	**221**
Opponents	**36**	**16**	**16**	**4**	**35/36**	**17/30**	**0**	**302**

Punting	No	Yds	Avg	Net	TB	Lg	B
McNeil	73	3063	42.0	na	na	64	1
Bradley	2	76	38.0	na	na	45	0
Eagles	**75**	**3139**	**41.9**	**na**	**na**	**64**	**1**
Opponents	**57**	**2308**	**40.4**	**na**	**na**	**57**	**1**

Kickoff Returns	No.	Yds	Avg	Lg	TD
Nelson	13	358	27.5	51	0
Walik	14	369	26.4	52	0
Thrower	12	299	24.9	45	0
Pettigrew	2	37	28.5	21	0
Jackson	2	48	24.0	28	0
A.Davis	2	44	22.0	25	0
Harris	2	28	14.0	21	0
Kramer	1	0	0.0	0	0
Zabel	1	0	0.0	0	0
Eagles	**49**	**1183**	**24.1**	**52**	**0**
Opponents	**48**	**1103**	**22.9**	**103t**	**1**

Sacks: Eagles 32.0, Opponents 26.0

Pro Bowl Selections: S Bill Bradley

USUAL STARTERS

WR	Harold Jackson	LDE	Richard Harris
LT	Wade Key	LDT	Don Hultz
LG	Harry Allison	RDT	Ernie Calloway (8)
C	Mike Evans		Gary Pettigrew (6)
RG	Mark Nordquist	RDE	Mel Tom
RT	Steve Smith	LLB	Steve Zabel
TE	Gary Ballman (6)	MLB	Tim Rossovich
	Harold Carmichael (3)	RLB	Ron Porter
	Kent Kramer (3)	LCB	Al Nelson
WR	Ben Hawkins	RCB	Nate Ramsey
QB	Pete Liske	LS	Leroy Keyes
RB	Ron Bull (9)	RS	Bill Bradley
RB	Lee Bouggess (7)		
	Al Davis (6)		
	Tom Woodeshick (5)		

1972 EAGLES STATISTICS

Record: 2-11-1, 5th in NFC East
Head Coach: Ed Khayat

S-17	L	6-28	at Dallas	58,850
S-24	L	17-27	Cleveland	65,720
O-02	L	12-27	NY Giants	65,720
O-08	L	0-14	at Washington	53,039
O-15	L	3-34	LA Rams	65,720
O-22	W	21-20	at Kansas City	78,389
O-29	L	3-21	at New Orleans	65,664
N-05	T	6-6	St. Louis	65,720
N-12	W	18-17	at Houston	34,175
N-19	L	7-28	Dallas	65,720
N-26	L	10-62	at NY Giants	62,586
D-03	L	7-23	Washington	65,720
D-10	L	12-21	Chicago	65,720
D-17	L	23-24	at St. Louis	34,827

TEAM STATS	EAGLES	OPP
Total First Downs	**201**	**268**
Rushing	78	137
Passing	110	117
Penalty	13	14
3rd Down: Made/Att	**na**	**na**
3rd Down Pct.	na	na
4th Down: Made/Att	**na**	**na**
4th Down Pct.	na	na
Possession Avg.	**na**	**na**
Total Net Yards	**3463**	**4738**
Avg. Per Game	247.4	338.5
Total Plays	826	878
Avg. Per Play	4.2	5.4
Net Yards Rushing	**1393**	**2266**
Avg. Per Game	99.5	161.9
Total Rushes	398	543
Net Yards Passing	**2070**	**2472**
Avg. Per Game	147.9	176.6
Sacked/Yards Lost	53/457	17/143
Gross Yards	2527	2615
Att./Completions	375/184	318/175
Completion Pct.	49.1	55.0
Had Intercepted	20	19
Punts/Average	**63/40.3**	**54/40.5**
Net Punting Avg.	**na**	**na**
Penalties/Yards	**76/690**	**72/637**
Fumbles/Ball Lost	**35/18**	**29/8**
Touchdowns	**12**	**43**
Rushing	2	22
Passing	10	20
Returns	0	1

Rushing	No.	Yds	Avg	Lg	TD
James	182	565	3.1	22	0
Baker	90	322	3.6	14	0
Watkins	67	262	3.9	28	1
Reaves	18	109	6.3	16	1
Jackson	9	76	8.4	34	0
Bailey	7	22	3.1	5	0
Liske	7	20	2.9	9	0
Sullivan	13	13	1.0	4	0
Crowe	1	2	2.0	2	0
Arrington	1	2	2.0	2	0
Hawkins	3	0	0.0	12	0
Eagles	**398**	**1393**	**3.5**	**34**	**2**
Opponents	**543**	**2266**	**4.2**	**43**	**22**

Receiving	No.	Yds	Avg	Lg	TD
Jackson	62	1048	16.9	77	4
Hawkins	30	512	17.1	67	1
Carmichael	20	276	13.8	54	2
James	20	156	7.8	35	1
Baker	16	114	7.1	14	0
Kramer	11	17	16.0	29	1
Ballman	9	183	20.3	43	0
Watkins	6	-2	-0.3	4	0
Bailey	5	32	6.4	9	0
Sullivan	4	17	4.3	7	0
Walik	1	15	15.0	15t	1
Eagles	**184**	**2527**	**13.8**	**77**	**10**
Opponents	**175**	**2615**	**14.9**	**65**	**20**

INTs	No.	Yds	Avg	Lg	TD
Bradley	9	73	8.1	21	0
Ramsey	3	14	4.7	10	0
Porter	2	10	5.0	7	0
Keyes	2	0	0.0	0	0
Bunting	1	45	45.0	45	0
Allen	1	15	15.0	15	0
Absher	1	7	7.0	7	0
Eagles	**19**	**158**	**17.6**	**33**	**0**
Opponents	**18**	**319**	**17.7**	**70t**	**2**

Punting	No	Yds	Avg	Net	TB	Lg	B
Bradley	56	2250	40.2	na	na	60	0
McNeill	7	290	41.4	na	na	51	0
Eagles	**63**	**2540**	**40.3**	**na**	**na**	**60**	**0**
Opponents	**54**	**2189**	**40.5**	**na**	**na**	**67**	**2**

Punt Returns	Ret	FC	Yds	Avg	Lg	TD
Bradley	22	7	155	7.0	60	0
Walik	3	1	4	1.3	10	0
Winfield	1	0	12	12.0	12	0
Gibbs	1	0	8	8.0	8	0
Eagles	**27**	**8**	**179**	**6.6**	**60**	**0**
Opponents	**26**	**28**	**137**	**5.3**	**48**	**0**

Passing	Att	Cmp	Yds	Cmp%	Yds/Att	TD	TD%	Int	Int%	Lg	Sk/Lost	Rat
Reaves	224	108	1508	48.2	6.73	7	3.1	12	5.4	77	38/322	58.4
Liske	138	71	973	51.5	7.05	3	2.2	7	5.1	67	11/107	60.4
Arrington	13	5	46	38.5	3.54	0	0.0	1	7.7	16	4/28	16.8
Eagles	**375**	**184**	**2527**	**49.1**	**6.74**	**10**	**2.7**	**20**	**5.3**	**77**	**53/457**	**57.7**
Opponents	**318**	**175**	**2615**	**55.0**	**8.22**	**20**	**6.3**	**19**	**6.0**	**65**	**17/143**	**78.3**

Score By Periods	Q1	Q2	Q3	Q4	OT	Pts
Eagles	46	56	16	27	0	145
Opponents	60	108	100	84	0	352

Scoring	TD	Ru	Pa	Rt	PAT	FG	2Pt	Pts
Dempsey	0	0	0	0	11/12	20/35	0	71
Jackson	4	0	4	0			0	24
Carmichael	2	0	2	0			0	12
Hawkins	1	0	1	0			0	6
Kramer	1	0	1	0			0	6
James	1	0	1	0			0	6
Reaves	1	1	0	0			0	6
Walik	1	0	1	0			0	6
Watkins	1	1	0	0			0	6
Bunting/Coleman (safety)	0	0	0	0			0	2
Eagles	**12**	**2**	**10**	**0**	**11/12**	**20/35**	**0**	**145**
Opponents	**43**	**22**	**20**	**1**	**42/43**	**16/25**	**0**	**352**

** Opponents registered two safeties*

Kickoff Returns	No.	Yds	Avg	Lg	TD
Nelson	25	728	29.1	78	0
Walik	21	466	22.2	35	0
Sullivan	3	72	24.0	34	0
Gibbs	3	61	20.3	23	0
Winfield	3	9	3.0	9	0
Bradley	1	20	20.0	20	0
Pettigrew	1	17	17.0	17	0
Bailey	1	2	2.0	2	0
Overmyer	1	0	0.0	0	0
Eagles	**59**	**1339**	**22.7**	**78**	**0**
Opponents	**41**	**886**	**21.6**	**48**	**0**

Sacks: Eagles 17.0, Opponents 53.0

Pro Bowl Selections: S Bill Bradley, WR Harold Jackson

USUAL STARTERS

WR	Harold Jackson	LDE	Richard Harris
LT	Wade Key	LDT	Don Hultz
LG	Tom Luken (8)	RDT	Houston Antwine
	Jim Skaggs (6)	RDE	Mel Tom
C	Mike Evans	LLB	Ron Porter
RG	Mark Nordquist	MLB	Chuck Allen (8)
RT	Steve Smith		Steve Zabel (6)
TE	Kent Kramer (8)	RLB	Bob Creech
	Gary Ballman (4)	LCB	Al Nelson
WR	Ben Hawkins	RCB	Nate Ramsey
QB	Pete Liske (7)	LS	Leroy Keyes
	John Reaves (7)	RS	Bill Bradley
RB	Ron James		
RB	Larry Watkins (8)		
	Tony Baker (6)		

1973 EAGLES STATISTICS

Record: 5-8-1, 3rd in NFC East
Head Coach: Mike McCormack

S-16	L	23-34	St. Louis	61,103
S-23	T	23-23	at NY Giants	62,289
S-30	L	7-28	Washington	64,147
O-07	L	26-27	at Buffalo	72,364
O-14	W	27-24	at St. Louis	44,400
O-21	L	21-28	at Minnesota	47,478
O-28	W	30-16	Dallas	63,300
N-04	W	24-23	New England	65,070
N-11	L	27-44	Atlanta	63,114
N-18	L	10-31	at Dallas	59,375
N-25	W	20-16	NY Giants	63,086
D-02	L	28-38	at San Francisco	51,155
D-09	W	24-23	NY Jets	34,621
D-16	L	20-38	at Washington	49,484

TEAM STATS	EAGLES	OPP
Total First Downs	**267**	**286**
Rushing	103	136
Passing	147	135
Penalty	17	15
3rd Down: Made/Att	**na**	**na**
3rd Down Pct.	na	na
4th Down: Made/Att	**na**	**na**
4th Down Pct.	na	na
Possession Avg.	**na**	**na**
Total Net Yards	**4798**	**5062**
Avg. Per Game	342.1	361.2
Total Plays	930	903
Avg. Per Play	5.1	5.6
Net Yards Rushing	**1791**	**2423**
Avg. Per Game	127.9	172.7
Total Rushes	417	512
Net Yards Passing	**2998**	**2639**
Avg. Per Game	214.1	188.5
Sacked/Yards Lost	34/238	21/150
Gross Yards	3236	2789
Att./Completions	479/275	370/219
Completion Pct.	57.4	59.2
Had Intercepted	13	15
Punts/Average	**64/40.8**	**49/39.9**
Net Punting Avg.	**na**	**na**
Penalties/Yards	**61/566**	**73/692**
Fumbles/Ball Lost	**41/15**	**31/15**
Touchdowns	**34**	**47**
Rushing	9	22
Passing	23	22
Returns	2	3

Rushing	No.	Yds	Avg	Lg	TD
Sullivan	217	968	4.5	37	4
Bulaich	106	436	4.1	20	1
James	36	178	4.9	24	1
Bailey	20	91	4.5	15	0
Carmichael	3	42	14.0	23	0
Bouggess	15	34	2.3	11	1
Young	4	24	6.0	17t	1
Gabriel	12	10	0.8	5	1
Oliver	1	6	6.0	6	0
Reaves	2	2	1.0	3	0
Bradley	1	0	0.0	0	0
Eagles	**417**	**1791**	**4.3**	**37**	**9**
Opponents	**512**	**2423**	**4.7**	**54**	**22**

Receiving	No.	Yds	Avg	Lg	TD
Carmichael	67	1116	16.6	73	9
Young	55	854	15.5	80t	6
Sullivan	50	322	6.4	29	1
Bulaich	42	403	9.6	80t	3
Zimmerman	22	220	10.0	30t	3
James	17	94	5.5	13	0
Bailey	10	80	8.0	19	1
Hawkins	6	114	19.0	37	0
Bouggess	4	18	4.5	6	0
Oliver	1	9	9.0	9	0
Davis	1	6	6.0	6	0
Eagles	**275**	**3236**	**11.8**	**80t**	**23**
Opponents	**219**	**2789**	**12.7**	**65t**	**22**

INTs	No.	Yds	Avg	Lg	TD
Logan	5	38	7.6	30	0
Bradley	4	21	5.2	18	0
Outlaw	2	48	24.0	45t	1
Zabel	2	13	6.5	7	0
Sodaski	1	0	0.0	0	0
Wirgowski	1	0	0.0	0	0
Eagles	**15**	**120**	**8.0**	**45t**	**1**
Opponents	**13**	**287**	**22.1**	**56**	**1**

Punting	No	Yds	Avg	Net	TB	Lg	B
McNeill	46	1881	40.9	na	na	66	0
Bradley	18	735	40.8	na	na	61	0
Eagles	**64**	**2616**	**40.8**	**na**	**na**	**66**	**0**
Opponents	**49**	**1957**	**39.9**	**na**	**na**	**62**	**0**

Punt Returns	Ret	FC	Yds	Avg	Lg	TD
Bradley	8	12	106	13.3	43	0
Alexander	5	5	10	2.0	5	0
Davis	2	0	0	0.0	4	0
Eagles	**15**	**17**	**116**	**7.7**	**43**	**0**
Opponents	**35**	**16**	**376**	**10.7**	**57**	**0**

Score By Periods	Q1	Q2	Q3	Q4	OT	Pts
Eagles	55	77	103	75	0	310
Opponents	90	121	61	121	0	393

Scoring	TD	Ru	Pa	Rt	PAT	FG	2Pt	Pts
Dempsey	0	0	0	0	34/34	24/40	0	106
Carmichael	9	0	9	0			0	54
Young	7	1	6	0			0	42
Sullivan	5	4	1	0			0	30
Bulaich	4	1	3	0			0	24
Zimmerman	3	0	3	0			0	18
Bailey	1	0	1	0			0	6
Bouggess	1	1	0	0			0	6
Gabriel	1	1	0	0			0	6
James	1	1	0	0			0	6
Outlaw	1	0	0	1			0	6
Wynn	1	0	0	1			0	6
Eagles	**34**	**9**	**23**	**2**	**34/34**	**24/40**	**0**	**310**
Opponents	**47**	**22**	**22**	**3**	**45/47**	**22/40**	**0**	**393**

Kickoff Returns	No.	Yds	Avg	Lg	TD
James	16	413	25.8	36	0
Sullivan	12	280	23.3	32	0
Nelson	11	264	24.0	53	0
Davis	10	236	23.6	28	0
Alexander	9	189	21.0	25	0
Coleman	2	24	12.0	19	0
Bailey	2	18	9.0	18	0
Oliver	1	17	17.0	17	0
Eagles	**63**	**1441**	**22.9**	**53**	**0**
Opponents	**55**	**1246**	**22.6**	**101t**	**1**

Sacks: Eagles 21.0, Opponents 34.0

Pro Bowl Selections: S Bill Bradley, WR Harold Carmichael, QB Roman Gabriel, TE Charles Young

USUAL STARTERS

WR	Don Zimmerman	LDE	Dennis Wirgowski (8)
LT	Steve Smith		Jerry Philbin (6)
LG	Wade Key (9)	LDT	Gary Pettigrew
	Vern Winfield (5)	RDT	Richard Harris
C	Guy Morriss (9)	RDE	Will Wynn
	Mike Evans (5)	LLB	Steve Zabel
RG	Mark Nordquist	MLB	Marlin McKeever
RT	Jerry Sisemore	RLB	John Sodaski (9)
TE	Charles Young		John Bunting (5)
WR	Harold Carmichael	LCB	John Outlaw
QB	Roman Gabriel	RCB	Joe Lavender
RB	Tom Sullivan	LS	Randy Logan
RB	Norm Bulaich	RS	Bill Bradley

Passing	Att	Cmp	Yds	Cmp%	Yds/Att	TD	TD%	Int	Int%	Lg	Sk/Lost	Rat
Gabriel	460	270	3219	58.7	7.00	23	5.0	12	2.6	80t	31/219	85.9
Reaves	19	5	17	26.3	8.95	0	0.0	1	5.3	6	3/19	17.7
Eagles	**479**	**275**	**3236**	**57.4**	**6.76**	**23**	**4.8**	**13**	**2.7**	**80t**	**34/238**	**82.8**
Opponents	**370**	**219**	**2789**	**59.2**	**7.54**	**22**	**5.9**	**15**	**4.1**	**65t**	**21/150**	**85.7**

1974 EAGLES STATISTICS

Record: 7-7, 4th in NFC East
Head Coach: Mike McCormack

S-15	L	3-7	at St. Louis	40,322
S-23	W	13-10	Dallas	64,088
S-29	W	30-10	Baltimore	64,205
O-06	W	13-7	at San Diego	36,124
O-13	W	35-7	NY Giants	64,801
O-20	L	24-31	at Dallas	43,586
O-27	L	10-14	at New Orleans	64,257
N-03	L	0-27	at Pittsburgh	47,996
N-10	L	20-27	Washington	65,947
N-17	L	3-13	St. Louis	61,982
N-24	L	7-26	at Washington	54,395
D-01	W	36-14	Green Bay	42,030
D-08	W	20-7	at NY Giants	46,889
D-15	W	28-17	Detroit	57,157

TEAM STATS	EAGLES	OPP
Total First Downs	**244**	**248**
Rushing	79	105
Passing	141	129
Penalty	24	14
3rd Down: Made/Att	**na**	**na**
3rd Down Pct.	na	na
4th Down: Made/Att	**na**	**na**
4th Down Pct.	na	na
Possession Avg.	**na**	**na**
Total Net Yards	**3597**	**4270**
Avg. Per Game	256.9	305.0
Total Plays	917	922
Avg. Per Play	3.9	4.6
Net Yards Rushing	**1385**	**1797**
Avg. Per Game	98.9	128.3
Total Rushes	415	460
Net Yards Passing	**2212**	**2473**
Avg. Per Game	158.0	176.6
Sacked/Yards Lost	42/319	28/211
Gross Yards	2531	2684
Att./Completions	461/258	434/230
Completion Pct.	55.9	52.9
Had Intercepted	17	18
Punts/Average	**84/36.0**	**73/39.0**
Net Punting Avg.	**na**	**na**
Penalties/Yards	**76/722**	**86/722**
Fumbles/Ball Lost	**32/12**	**36/16**
Touchdowns	**31**	**26**
Rushing	13	14
Passing	14	9
Returns	4	3

Rushing	No.	Yds	Avg	Lg	TD
Sullivan	244	760	3.1	28t	11
James	67	276	4.1	15	2
Bulaich	50	152	3.0	13	0
Gabriel	14	76	5.4	11	0
Young	6	38	6.3	14	0
Bailey	10	32	3.2	11	0
Boryla	6	25	4.2	11	0
Oliver	7	19	2.7	7	0
Reaves	1	8	8.0	8	0
Jackson	7	3	0.4	2	0
Eagles	**412**	**1389**	**3.3**	**28t**	**13**
Opponents	**460**	**1797**	**3.9**	**34**	**14**

Receiving	No.	Yds	Avg	Lg	TD
Young	63	696	11.0	29	3
Carmichael	56	649	11.6	39	8
Sullivan	39	312	8.0	23	1
James	33	230	6.9	34	0
Zimmerman	30	368	12.3	64t	2
Bulaich	28	204	7.2	26	0
Bailey	6	27	4.5	15	0
Jackson	2	17	8.5	9	0
C.Smith	1	28	28.0	28	0
Eagles	**258**	**2531**	**9.8**	**64t**	**14**
Opponents	**230**	**2684**	**11.6**	**57**	**9**

INTs	No.	Yds	Avg	Lg	TD
Bergey	5	57	11.4	27	0
Bunting	2	23	11.5	12	0
Outlaw	2	22	11.0	22	0
Bradley	2	19	9.5	10	0
Zabel	2	12	6.0	7	0
Logan	2	2	1.0	2	0
Lavender	1	37	37.0	37t	1
Patton	1	4	4.0	4	0
Halverson	1	0	0.0	0	0
Eagles	**18**	**176**	**9.8**	**37t**	**1**
Opponents	**17**	**362**	**21.3**	**54**	**1**

Punting	No	Yds	Avg	Net	TB	Lg	B
Kersey	82	2959	36.1	na	na	59	0
Bradley	2	67	33.5	na	na	35	0
Eagles	**84**	**3026**	**36.0**	**na**	**na**	**59**	**2**
Opponents	**73**	**2851**	**39.0**	**na**	**na**	**59**	**1**

Punt Returns	Ret	FC	Yds	Avg	Lg	TD
Bradley	22	5	248	11.3	22	0
Marshall	8	0	72	9.0	21	0
C.Smith	4	0	7	1.8	11	0
Reeves	3	0	12	4.0	9	0
Eagles	**37**	**5**	**339**	**9.2**	**22**	**0**
Opponents	**37**	**14**	**252**	**6.8**	**19**	**0**

Score By Periods	Q1	Q2	Q3	Q4	OT	Pts
Eagles	49	88	75	30	0	242
Opponents	34	65	65	53	0	217

Scoring	TD	Ru	Pa	Rt	PAT	FG	2Pt	Pts
Sullivan	12	11	1	0			0	72
Dempsey	0	0	0	0	26/30	10/16	0	56
Carmichael	8	0	8	0			0	48
Young	3	0	3	0			0	18
James	2	2	0	0			0	12
Lavender	2	0	0	2			0	12
Zimmerman	2	0	2	0			0	12
Dunstan	1	0	0	1			0	6
Wynn	1	0	0	1			0	6
Eagles	**31**	**13**	**14**	**4**	**26/30**	**10/16**	**0**	**242**
Opponents	**26**	**14**	**9**	**3**	**25/26**	**12/25**	**0**	**217**

Kickoff Returns	No.	Yds	Avg	Lg	TD
Marshall	16	412	25.8	44	0
Jackson	14	339	24.2	52	0
James	12	238	19.8	29	0
Kramer	2	39	19.5	23	0
Kirksey	1	19	19.0	19	0
Bailey	1	14	14.0	14	0
Chesson	1	1	1.0	1	0
Zimmerman	1	0	0.0	0	0
Eagles	**48**	**1062**	**22.1**	**52**	**0**
Opponents	**46**	**1030**	**22.4**	**102t**	**1**

Sacks: Eagles 28.0, Opponents 42.0

Pro Bowl Selections: LB Bill Bergey, TE Charles Young

USUAL STARTERS

WR	Harold Carmichael	LDE	Will Wynn
LT	Steve Smith	LDT	Bill Dunstan
LG	Wade Key	RDT	Jerry Patton
C	Guy Morriss	RDE	Joe Jones
RG	Mark Nordquist	LLB	Steve Zabel
RT	Jerry Sisemore	MLB	Bill Bergey
TE	Charles Young	RLB	John Bunting
WR	Don Zimmerman	LCB	John Outlaw
QB	Roman Gabriel	RCB	Joe Lavender
RB	Tom Sullivan	LS	Randy Logan
RB	Norm Bulaich (8)	RS	Bill Bradley
	Po James (5)		

Passing	Att	Cmp	Yds	Cmp%	Yds/Att	TD	TD%	Int	Int%	Lg	Sk/Lost	Rat
Gabriel	338	193	1867	57.1	5.52	9	2.7	12	3.6	64t	35/259	66.8
Boryla	102	60	580	58.8	5.69	5	4.9	3	2.9	29	4/39	78.9
Reaves	20	5	84	25.0	4.20	0	0.0	2	10.0	29	3/21	5.0
Eagles	**460**	**258**	**2531**	**56.1**	**5.50**	**14**	**3.0**	**17**	**3.7**	**64t**	**42/319**	**66.5**
Opponents	**434**	**230**	**2684**	**53.0**	**6.18**	**9**	**2.1**	**18**	**4.1**	**57**	**28/211**	**61.6**

1975 EAGLES STATISTICS

Record: 4-10, 5th in NFC East
Head Coach: Mike McCormack

S-21	L	14-23	NY Giants	60,798
S-28	L	13-15	at Chicago	54,392
O-05	W	26-10	Washington	64,397
O-12	L	16-24	at Miami	60,127
O-19	L	20-31	at St. Louis	45,242
O-26	L	17-20	Dallas	64,889
N-03	L	3-42	LA Rams	64,601
N-09	L	23-24	St. Louis	60,277
N-16	W	13-10	at NY Giants	53,434
N-23	L	17-27	at Dallas	57,893
N-30	W	27-17	San Francisco	56,694
D-07	L	0-31	Cincinnati	56,984
D-14	L	10-25	at Denver	37,080
D-21	W	26-3	at Washington	49,385

TEAM STATS	EAGLES	OPP
Total First Downs	**237**	**275**
Rushing	84	130
Passing	134	123
Penalty	19	22
3rd Down: Made/Att	**na**	**na**
3rd Down Pct.	na	na
4th Down: Made/Att	**na**	**na**
4th Down Pct.	na	na
Possession Avg.	**na**	**na**
Total Net Yards	**4142**	**4771**
Avg. Per Game	295.9	340.8
Total Plays	949	970
Avg. Per Play	4.4	4.9
Net Yards Rushing	**1702**	**2233**
Avg. Per Game	121.6	159.5
Total Rushes	461	529
Net Yards Passing	**2440**	**2538**
Avg. Per Game	174.3	181.3
Sacked/Yards Lost	30/200	17/120
Gross Yards	2640	2658
Att./Completions	458/238	424/226
Completion Pct.	52.0	53.3
Had Intercepted	23	26
Punts/Average	**83/38.9**	**65/37.0**
Net Punting Avg.	**na**	**na**
Penalties/Yards	**81/744**	**96/769**
Fumbles/Ball Lost	**29/12**	**30/18**
Touchdowns	**24**	**36**
Rushing	3	20
Passing	19	13
Returns	2	3

Rushing	No.	Yds	Avg	Lg	TD
Sullivan	173	632	3.7	28	0
McAlister	103	335	3.3	18	1
Malone	101	325	3.2	18	0
James	43	196	4.6	51	1
Smith	9	85	9.4	36	0
Gabriel	13	70	5.4	39	1
Boryla	8	33	4.1	11	0
Tarver	7	20	2.8	9	0
Carmichael	1	6	6.0	6	0
Young	2	1	0.5	3	0
S.Jones	1	-1	-1.0	-1	0
Eagles	**461**	**1702**	**3.7**	**51**	**3**
Opponents	**529**	**2233**	**4.2**	**32**	**20**

Receiving	No.	Yds	Avg	Lg	TD
Young	49	659	13.4	47	3
Carmichael	49	639	13.0	62t	7
C.Smith	37	515	13.9	46	6
James	32	267	8.3	47t	1
Sullivan	28	276	9.9	35	0
Malone	20	120	6.0	15	0
McAlister	17	134	7.8	39t	2
Tarver	5	14	2.8	8	0
Krepfle	1	16	16.0	16	0
Eagles	**238**	**2640**	**11.1**	**62t**	**19**
Opponents	**226**	**2658**	**11.8**	**66t**	**13**

INTs	No.	Yds	Avg	Lg	TD
Bradley	5	56	11.2	20	0
Outlaw	5	23	4.6	23	0
LeMaster	4	133	33.3	89t	1
Parker	4	15	3.8	11	0
Lavender	3	59	19.7	36t	1
Bergey	3	48	16.0	20	0
Bunting	1	6	6.0	6	0
Logan	1	4	4.0	4	0
Eagles	**26**	**344**	**13.2**	**89t**	**2**
Opponents	**23**	**411**	**17.9**	**76t**	**2**

Punting	No	Yds	Avg	Net	TB	Lg	B
S.Jones	68	2742	40.3	na	na	64	0
Kersey	15	489	32.6	na	na	50	0
Eagles	**83**	**3231**	**38.9**	**na**	**na**	**64**	**0**
Opponents	**65**	**2406**	**37.0**	**na**	**na**	**54**	**0**

Punt Returns	Ret	FC	Yds	Avg	Lg	TD
Marshall	23	2	235	10.2	39	0
Morgan	8	0	60	7.5	13	0
Bradley	4	3	4	1.0	6	0
Eagles	**35**	**5**	**299**	**8.5**	**39**	**0**
Opponents	**58**	**6**	**530**	**9.1**	**51**	**1**

Passing	Att	Cmp	Yds	Cmp%	Yds/Att	TD	TD%	Int	Int%	Lg	Sk/Lost	Rat
Gabriel	292	151	1644	51.7	5.63	13	4.5	11	3.8	62t	18/131	67.8
Boryla	166	87	996	52.4	6.00	6	3.6	12	7.2	46	12/69	52.7
Eagles	**458**	**238**	**2640**	**52.0**	**5.76**	**19**	**4.1**	**23**	**5.0**	**62t**	**30/200**	**62.3**
Opponents	**424**	**226**	**2658**	**53.3**	**6.27**	**13**	**3.1**	**26**	**6.1**	**66t**	**17/120**	**57.3**

Score By Periods	Q1	Q2	Q3	Q4	OT	Pts
Eagles	52	66	33	74	0	225
Opponents	43	108	50	101	0	302

Scoring	TD	Ru	Pa	Rt	PAT	FG	2Pt	Pts
Muhlmann	0	0	0	0	21/24	20/29	0	81
Carmichael	7	0	7	0			0	42
C.Smith	6	0	6	0			0	36
McAlister	3	1	2	0			0	18
Young	3	0	3	0			0	18
James	2	1	1	0			0	12
Gabriel	1	1	0	0			0	6
Lavender	1	0	0	1			0	6
LeMaster	1	0	0	1			0	6
Eagles	**24**	**3**	**19**	**2**	**21/24**	**20/29**	**0**	**225**
Opponents	**36**	**20**	**13**	**3**	**32/36**	**18/27**	**0**	**302**

Kickoff Returns	No.	Yds	Avg	Lg	TD
Marshall	22	557	25.3	33	0
James	13	311	23.9	38	0
McAlister	12	278	23.2	42	0
Morgan	7	170	24.3	33	0
Sullivan	3	42	14.0	23	0
Opperman	1	15	15.0	15	0
Sisemore	1	15	15.0	15	0
Eagles	**59**	**1388**	**23.5**	**42**	**0**
Opponents	**51**	**1149**	**22.5**	**50**	**0**

Sacks: Eagles 17.0, Opponents 30.0

Pro Bowl Selections: QB Mike Boryla, TE Charles Young

USUAL STARTERS

WR	Harold Carmichael	LDE	Will Wynn
LT	Stan Walters	LDT	Rich Glover
LG	John Niland	RDT	Bill Dunstan
C	Guy Morriss	RDE	Blenda Gay (8)
RG	Bill Lueck		Joe Jones (5)
RT	Jerry Sisemore	LLB	Frank LeMaster
TE	Charles Young	MLB	Bill Bergey
WR	Charles Smith	RLB	John Bunting
QB	Roman Gabriel (9)	LCB	John Outlaw
	Mike Boryla (5)	RCB	Joe Lavender
RB	Tom Sullivan	LS	Randy Logan
RB	Art Malone	RS	Bill Bradley

1976 EAGLES STATISTICS

Record: 4-10, 4th in NFC East
Head Coach: Dick Vermeil

S-12	L	7-27	at Dallas	55,530
S-19	W	20-7	NY Giants	60,643
S-27	L	17-20	Washington (OT)	60,131
O-03	W	14-13	at Atlanta	45,535
O-10	L	14-33	St. Louis	44,933
O-17	L	13-28	at Green Bay	55,398
O-24	L	12-31	Minnesota	56,233
O-31	W	10-0	at NY Giants	68,690
N-07	L	14-17	at St. Louis	60,760
N-14	L	3-24	at Cleveland	62,120
N-21	L	7-26	Oakland	62,133
N-28	L	0-24	at Washington	54,292
D-05	L	7-26	Dallas	55,072
D-12	W	27-10	Seattle	37,949

TEAM STATS	EAGLES	OPP
Total First Downs	**220**	**262**
Rushing	109	113
Passing	91	129
Penalty	20	20
3rd Down: Made/Att	**na**	**na**
3rd Down Pct.	na	na
4th Down: Made/Att	**na**	**na**
4th Down Pct.	na	na
Possession Avg.	**na**	**na**
Total Net Yards	**3572**	**4600**
Avg. Per Game	255.1	328.6
Total Plays	915	954
Avg. Per Play	3.9	4.8
Net Yards Rushing	**2080**	**2050**
Avg. Per Game	148.6	146.4
Total Rushes	505	532
Net Yards Passing	**1492**	**2550**
Avg. Per Game	106.6	182.1
Sacked/Yards Lost	43/352	19/138
Gross Yards	1844	2688
Att./Completions	369/182	404/237
Completion Pct.	49.3	58.7
Had Intercepted	18	9
Punts/Average	**97/35.5**	**86/37.9**
Net Punting Avg.	**29.9**	**31.1**
Penalties/Yards	**91/722**	**105/927**
Fumbles/Ball Lost	**33/14**	**31/15**
Touchdowns	**19**	**35**
Rushing	8	16
Passing	11	17
Returns	0	2

Rushing	No.	Yds	Avg	Lg	TD
Hogan	123	561	4.6	32	0
Sullivan	99	399	4.0	26	2
Hampton	71	267	3.8	59	1
McAlister	68	265	3.9	20	0
Lusk	61	254	4.2	22	0
Boryla	29	166	5.7	22	2
Olds	36	120	3.3	8	1
C.Smith	9	25	2.8	14	1
Malone	2	14	7.0	15	1
Young	1	6	6.0	6	0
Gabriel	14	2	0.1	5	0
Walton	2	1	0.5	1	0
Eagles	**515**	**2080**	**4.1**	**59**	**8**
Opponents	**532**	**2050**	**3.8**	**46**	**16**

Receiving	No.	Yds	Avg	Lg	TD
Carmichael	42	503	12.0	24	5
Young	30	374	12.5	29	0
C.Smith	27	412	15.3	48t	4
Hogan	15	89	6.0	12	0
Sullivan	14	116	8.3	21	1
Lusk	13	119	9.2	42	0
McAlister	12	72	6.0	25	0
Hampton	12	57	4.8	19	0
Olds	9	29	3.2	14	0
Krepfle	6	80	13.3	17	1
Malone	1	-3	-3.0	-3	0
LeMaster	1	-4	-4.0	-4	0
Eagles	**182**	**1794**	**10.1**	**48t**	**11**
Opponents	**237**	**2688**	**11.3**	**69**	**17**

INTs	No.	Yds	Avg	Lg	TD
Bradley	2	63	31.5	52	0
Bergey	2	48	24.0	37	0
Outlaw	2	19	9.5	19	0
Logan	1	38	38.0	38	0
Ehlers	1	27	27.0	27	0
Clark	1	0	0.0	0	0
Eagles	**9**	**195**	**21.7**	**52**	**0**
Opponents	**18**	**189**	**10.5**	**37**	**1**

Punting	No	Yds	Avg	Net	TB	Lg	B
Jones	94	3445	36.6	29.9	na	57	3
Eagles	**97**	**3445**	**35.5**	**29.9**	**na**	**57**	**3**
Opponents	**86**	**3260**	**37.9**	**31.1**	**na**	**58**	**na**

Passing	Att	Cmp	Yds	Cmp%	Yds/Att	TD	TD%	Int	Int%	Lg	Sk/Lost	Rat
Boryla	246	123	1247	50.0	5.07	9	3.7	14	5.7	48	29/235	53.3
Gabriel	92	46	476	50.0	5.17	2	2.2	2	2.2	34	13/111	63.5
Walton	28	12	125	42.9	4.46	0	0.0	2	7.1	33	1/6	26.6
Carmichael	2	0	0	0.0	0.00	0	0.0	0	0.0	0	0/0	39.6
Jones	1	1	-4	100.0	-4.00	0	0.0	0	0.0	0	0/0	79.2
Eagles	**369**	**182**	**1844**	**49.3**	**5.00**	**11**	**3.0**	**18**	**4.9**	**48**	**43/352**	**53.6**
Opponents	**404**	**237**	**2688**	**58.7**	**6.65**	**17**	**4.2**	**9**	**2.2**	**69**	**19/138**	**83.4**

Score By Periods	Q1	Q2	Q3	Q4	OT	Pts
Eagles	34	53	23	55	0	165
Opponents	41	100	69	73	3	286

Scoring	TD	Ru	Pa	Rt	PAT	FG	2Pt	Pts
Muhlmann	0	0	0	0	18/19	11/16	0	51
Carmichael	5	0	5	0			0	30
C.Smith	5	1	4	0			0	30
Sullivan	3	2	1	0			0	18
Boryla	2	2	0	0			0	12
Hampton	1	1	0	0			0	6
Krepfle	1	0	1	0			0	6
Malone	1	1	0	0			0	6
Olds	1	1	0	0			0	6
Eagles	**19**	**8**	**11**	**0**	**18/19**	**11/16**	**0**	**165**
Opponents	**35**	**16**	**17**	**2**	**33/35**	**13/23**	**0**	**286**

** Opponents registered two safeties*

Kickoff Returns	No.	Yds	Avg	Lg	TD
Marshall	30	651	21.7	41	0
McAlister	9	172	19.1	28	0
Lusk	7	155	22.1	27	0
Sullivan	5	108	21.6	26	0
Hampton	3	46	15.3	23	0
Olds	1	11	11.0	11	0
Ehlers	1	8	8.0	8	0
C.Smith	1	3	3.0	3	0
Bleamer	1	0	0.0	0	0
Eagles	**58**	**1154**	**19.8**	**41**	**0**
Opponents	**44**	**902**	**20.5**	**53**	**0**

Punt Returns	Ret	FC	Yds	Avg	Lg	TD
Marshall	27	9	290	10.7	29	0
Bradley	9	5	64	7.1	23	0
Clark	4	0	57	14.3	24	0
Burke	1	0	14	14.0	14	0
Eagles	**41**	**14**	**425**	**10.4**	**29**	**0**
Opponents	**53**	**10**	**405**	**7.6**	**55**	**0**

Sacks: Eagles 19.0, Opponents 43.0

Pro Bowl Selections: LB Bill Bergey

USUAL STARTERS

WR	Harold Carmichael	LDE	Blenda Gay
LT	Stan Walters	LDT	Manny Sistrunk
LG	Wade Key	RDT	Carl Hairston(8)
C	Guy Morriss		Pete Lazetich (5)
RG	Jerry Sisemore	RDE	Will Wynn
RT	Ed George	LLB	Frank LeMaster
TE	Charles Young	MLB	Bill Bergey
WR	Charles Smith	RLB	John Bunting
QB	Mike Boryla	LCB	John Outlaw
RB	Tom Sullivan	RCB	Al Clark
RB	Mike Hogan	LS	Randy Logan
		RS	Bill Bradley

1977 EAGLES STATISTICS

Record: 5-9, 4th in NFC East
Head Coach: Dick Vermeil

S-18	W	13-3	Tampa Bay	61,549
S-25	L	0-20	at LA Rams	46,031
O-02	L	13-17	at Detroit	57,236
O-09	W	28-10	at NY Giants	48,824
O-16	L	17-21	St. Louis	60,535
O-23	L	10-16	Dallas	65,507
O-30	L	17-23	at Washington	55,031
N-06	W	28-7	New Orleans	53,482
N-13	L	14-17	Washington	60,702
N-20	L	16-21	at St. Louis	48,768
N-27	L	6-14	at New England	57,893
D-04	L	14-24	at Dallas	60,289
D-11	W	17-14	NY Giants	47,731
D-18	W	27-0	NY Jets	19,241

TEAM STATS	EAGLES	OPP
Total First Downs	**211**	**216**
Rushing	98	95
Passing	100	106
Penalty	13	15
3rd Down: Made/Att	**na**	**na**
3rd Down Pct.	na	na
4th Down: Made/Att	**na**	**na**
4th Down Pct.	na	na
Possession Avg.	**na**	**na**
Total Net Yards	**3575**	**3793**
Avg. Per Game	255.4	270.9
Total Plays	880	925
Avg. Per Play	4.1	4.1
Net Yards Rushing	**1719**	**1917**
Avg. Per Game	122.7	136.9
Total Rushes	484	520
Net Yards Passing	**1856**	**1876**
Avg. Per Game	132.5	134.0
Sacked/Yards Lost	47/342	47/316
Gross Yards	2198	2192
Att./Completions	349/167	358/183
Completion Pct.	47.9	51.1
Had Intercepted	21	21
Punts/Average	**95/36.5**	**91/38.7**
Net Punting Avg.	**32.8**	**31.0**
Penalties/Yards	**78/642**	**85/703**
Fumbles/Ball Lost	**30/16**	**26/13**
Touchdowns	**29**	**25**
Rushing	10	10
Passing	18	14
Returns	1	1

Rushing	No.	Yds	Avg	Lg	TD
Hogan	155	546	3.5	19	0
Sullivan	125	363	2.9	14	0
Betterson	62	233	3.8	17t	1
Lusk	52	229	4.4	70t	2
Montgomery	45	183	4.1	27t	2
Jaworski	40	124	3.1	44	5
LeMaster	1	30	30.0	30	0
Smith	2	13	6.5	8	0
Franklin	1	0	0.0	0	0
Henry	1	-2	-2.0	-2	0
Eagles	**484**	**1719**	**3.6**	**70t**	**10**
Opponents	**520**	**1917**	**3.7**	**84t**	**10**

Receiving	No.	Yds	Avg	Lg	TD
Carmichael	46	665	14.5	50t	7
Smith	33	464	14.1	32	4
Krepfle	27	530	19.6	55t	3
Sullivan	26	223	8.6	30	2
Hogan	19	118	6.2	51t	1
Lusk	5	102	20.4	36t	1
Betterson	4	41	10.3	15	0
Montgomery	3	18	6.0	8	0
Henry	2	16	8.0	14	0
Papale	1	15	15.0	15	0
Osborne	1	6	6.0	6	0
Eagles	**167**	**2198**	**13.2**	**55t**	**18**
Opponents	**183**	**2192**	**11.9**	**80t**	**14**

INTs	No.	Yds	Avg	Lg	TD
Sanders	6	122	20.3	45	0
Edwards	6	9	1.5	6	0
Logan	5	124	24.8	45	0
Outlaw	2	41	20.5	38	0
Bergey	2	4	2.0	4	0
Eagles	**21**	**300**	**14.3**	**45**	**0**
Opponents	**21**	**256**	**12.1**	**41**	**0**

Punting	No	Yds	Avg	Net	TB	Lg	B
Jones	93	3463	37.2	32.8	na	68	2
Eagles	**95**	**3463**	**36.5**	**32.8**	**na**	**68**	**2**
Opponents	**91**	**3523**	**38.7**	**31.0**	**na**	**56**	**na**

Punt Returns	Ret	FC	Yds	Avg	Lg	TD
Marshall	46	5	489	10.6	48	0
Henry	2	0	25	12.5	22	0
Mitchell	2	0	4	2.0	4	0
Eagles	**50**	**5**	**518**	**10.4**	**48**	**0**
Opponents	**45**	**14**	**244**	**5.4**	**18**	**0**

Score By Periods	Q1	Q2	Q3	Q4	OT	Pts
Eagles	34	81	40	65	0	220
Opponents	42	64	43	58	0	207

Scoring	TD	Ru	Pa	Rt	PAT	FG	2Pt	Pts
Carmichael	7	0	7	0			0	42
Jaworski	5	5	0	0			0	30
Muhlmann	0	0	0	0	17/19	3/8	0	26
Smith	4	0	4	0			0	24
Krepfle	3	0	3	0			0	18
Lusk	3	2	1	0			0	18
Mongomery	3	2	0	1			0	18
Mike-Mayer	0	0	0	0	7/7	3/3	0	16
Sullivan	2	0	2	0			0	12
Betterson	1	1	0	0			0	6
Hogan	1	0	1	0			0	6
Johansson	0	0	0	0	1/3	1/4	0	4
Eagles	**29**	**10**	**18**	**1**	**25/29**	**7/15**	**0**	**220**
Opponents	**25**	**10**	**14**	**1**	**24/25**	**11/26**	**0**	**207**

Kickoff Returns	No.	Yds	Avg	Lg	TD
Montgomery	23	619	26.9	99t	1
Marshall	20	455	22.8	44	0
Lusk	1	23	23.0	23	0
Betterson	1	13	13.0	13	0
Eagles	**45**	**1110**	**24.7**	**99t**	**1**
Opponents	**47**	**940**	**20.0**	**43**	**0**

Sacks: Eagles 47.0, Opponents 47.0

Pro Bowl Selections: LB Bill Bergey

USUAL STARTERS

WR	Harold Carmichael	LDE	Manny Sistrunk
LT	Stan Walters	NT	Charlie Johnson
LG	Wade Key	RDE	Carl Hairston
C	Guy Morriss	LLB	John Bunting
RG	Jerry Sisemore	ILB	Bill Bergey
RT	Ed George	ILB	Frank LeMaster
TE	Keith Krepfle	RLB	Drew Mahalic
WR	Charles Smith	LCB	John Outlaw
QB	Ron Jaworski	RCB	Herman Edwards
RB	Tom Sullivan	SS	Randy Logan
RB	Mike Hogan	FS	John Sanders

Passing	Att	Cmp	Yds	Cmp%	Yds/Att	TD	TD%	Int	Int%	Lg	Sk/Lost	Rat
Jaworski	346	166	2183	48.0	6.31	18	5.2	21	6.1	55t	47/342	60.4
Gabriel	3	1	15	33.3	5.00	0	0.0	0	0.0	15	0/0	50.7
Eagles	**349**	**167**	**2198**	**47.9**	**6.30**	**18**	**5.2**	**21**	**6.0**	**55t**	**47/342**	**60.3**
Opponents	**358**	**183**	**2192**	**51.1**	**6.12**	**14**	**3.9**	**21**	**5.9**	**80t**	**47/316**	**58.8**

1978 EAGLES STATISTICS

Record: 9-7, 2nd in NFC East
Head Coach: Dick Vermeil

S-03	L	14-16	LA Rams	64,721
S-10	L	30-35	at Washington	54,380
S-17	W	24-17	at New Orleans	49,242
S-24	W	17-3	Miami	62,998
O-01	W	17-14	at Baltimore	47,639
O-08	L	14-24	at New England	61,016
O-15	W	17-10	Washington	65,722
O-22	L	7-14	at Dallas	60,525
O-29	L	10-16	St. Louis	62,989
N-05	W	10-3	Green Bay	64,214
N-12	W	17-9	NY Jets	60,249
N-19	W	19-17	at NY Giants	70,318
N-26	W	14-10	at St. Louis	39,693
D-03	L	27-28	at Minnesota	38,722
D-10	L	13-31	Dallas	64,667
D-17	W	20-3	NY Giants	56,396
NFC WILD CARD				
D-24	L	13-14	at Atlanta	49,447

TEAM STATS	EAGLES	OPP
Total First Downs	**271**	**248**
Rushing	143	92
Passing	112	136
Penalty	16	20
3rd Down: Made/Att	**na**	**na**
3rd Down Pct.	na	na
4th Down: Made/Att	**na**	**na**
4th Down Pct.	na	na
Possession Avg.	**na**	**na**
Total Net Yards	**4653**	**4635**
Avg. Per Game	290.8	289.7
Total Plays	1029	1000
Avg. Per Play	4.5	4.6
Net Yards Rushing	**2456**	**1862**
Avg. Per Game	153.5	116.4
Total Rushes	587	504
Net Yards Passing	**2197**	**2773**
Avg. Per Game	137.3	173.3
Sacked/Yards Lost	41/288	29/213
Gross Yards	2485	2986
Att./Completions	401/207	448/228
Completion Pct.	51.6	50.9
Had Intercepted	16	28
Punts/Average	**92/36.8**	**83/39.1**
Net Punting Avg.	**30.8**	**31.7**
Penalties/Yards	**91/800**	**102/874**
Fumbles/Ball Lost	**37/22**	**40/22**
Touchdowns	**36**	**30**
Rushing	16	11
Passing	16	17
Returns	4	2

Rushing	No.	Yds	Avg	Lg	TD
Montgomery	259	1220	4.7	47	9
Hogan	145	607	4.2	33	4
Campfield	61	247	4.1	50	0
Franklin	60	167	2.8	9	0
Jaworski	30	79	2.6	15	0
Betterson	11	32	2.9	5	0
LeMaster	2	29	14.5	23	0
Carmichael	1	21	21.0	21	0
Payne	1	17	17.0	17	0
Engles	1	16	16.0	16	0
Sciarra	8	11	1.4	4	2
Giammona	4	6	1.5	3	0
Barnes	1	4	4.0	4t	1
Walton	2	0	0.0	0	0
Michel	1	0	0.0	0	0
Eagles	**587**	**2456**	**4.2**	**50**	**16**
Opponents	**504**	**1862**	**3.7**	**24**	**11**

Receiving	No.	Yds	Avg	Lg	TD
Carmichael	55	1072	19.5	56t	8
Montgomery	34	195	5.7	23	1
Hogan	31	164	5.3	16	1
Krepfle	26	374	14.4	34t	3
Campfield	15	101	6.7	25	0
Payne	13	238	15.9	50	1
Osborne	13	145	11.2	48	0
Smith	11	142	12.9	27t	2
Franklin	7	46	6.6	15	0
Betterson	2	8	4.0	5	0
Eagles	**207**	**2485**	**12.0**	**56t**	**16**
Opponents	**228**	**2986**	**13.1**	**58t**	**17**

INTs	No.	Yds	Avg	Lg	TD
Edwards	7	59	8.4	25	0
Sanders	5	43	8.6	24	1
Bergey	4	70	17.5	50	0
LeMaster	3	22	7.3	9t	1
Howard	3	15	5.0	15	0
Logan	2	15	7.5	9	0
Sciarra	1	21	21.0	21	0
Hairston	1	12	12.0	12	0
Bunting	1	9	9.0	9	0
Mahalic	1	5	5.0	5	0
Eagles	**28**	**271**	**9.7**	**50**	**2**
Opponents	**16**	**131**	**8.1**	**34**	**0**

Punting	No	Yds	Avg	Net	TB	Lg	B
Michel	58	2078	35.8	30.9	na	52	0
Engles	33	1307	39.6	30.6	na	53	1
Eagles	**92**	**3385**	**36.8**	**30.8**	**na**	**53**	**1**
Opponents	**83**	**3245**	**39.1**	**31.7**	**na**	**66**	**na**

Passing	Att	Cmp	Yds	Cmp%	Yds/Att	TD	TD%	Int	Int%	Lg	Sk/Lost	Rat
Jaworski	398	206	2487	51.8	6.25	16	4.0	16	2.5	56t	41/288	67.9
Sciarra	1	0	0	0.0	0.00	0	0.0	0	0.0	--	0/0	39.6
Walton	1	0	0	0.0	0.00	0	0.0	0	0.0	--	0/0	39.6
Engles	1	1	-2	100.0	-2.00	0	0.0	0	0.0	-2	0/0	79.2
Eagles	**401**	**207**	**2485**	**51.6**	**6.20**	**16**	**4.0**	**16**	**4.0**	**56t**	**41/288**	**67.6**
Opponents	**448**	**228**	**2986**	**50.9**	**6.67**	**17**	**3.8**	**28**	**6.3**	**58t**	**29/213**	**58.9**

Score By Periods	Q1	Q2	Q3	Q4	OT	Pts
Eagles	41	84	36	109	0	270
Opponents	81	71	54	44	0	250

Scoring	TD	Ru	Pa	Rt	PAT	FG	2Pt	Pts
Montgomery	10	9	1	0			0	60
Carmichael	8	0	8	0			0	48
Mike-Mayer	0	0	0	0	21/24	8/17	0	45
Hogan	5	4	1	0			0	30
Krepfle	3	0	3	0			0	18
Sciarra	2	2	0	0			0	12
C.Smith	2	0	2	0			0	12
Michel	0	0	0	0	9/12	0/0	0	9
Barnes	1	1	0	0			0	6
Edwards	1	0	0	1			0	6
Henry	1	0	0	1			0	6
LeMaster	1	0	0	1			0	6
Payne	1	0	1	0			0	6
Sanders	1	0	0	1			0	6
Eagles	**36**	**16**	**16**	**4**	**30/36**	**8/17**	**0**	**270**
Opponents	**30**	**11**	**17**	**2**	**28/30**	**14/26**	**0**	**250**

Punt Returns	Ret	FC	Yds	Avg	Lg	TD
Sciarra	37	9	251	6.8	23	0
Henry	11	1	165	15.0	15t	1
Giammona	0	1	0	0.0	0	0
Eagles	**48**	**11**	**416**	**8.7**	**57t**	**1**
Opponents	**47**	**12**	**354**	**7.5**	**80t**	**1**

Kickoff Returns	No.	Yds	Avg	Lg	TD
Campfield	18	368	20.4	31	0
Giammona	12	245	20.4	31	0
Betterson	7	185	26.4	44	0
Montgomery	6	154	25.7	34	0
Lusk	3	61	20.3	24	0
Henry	3	54	18.0	24	0
Tautolo	3	45	15.0	24	0
Barnes	2	22	11.0	18	0
Sciarra	1	0	0.0	0	0
Eagles	**55**	**1134**	**20.6**	**44**	**0**
Opponents	**56**	**1154**	**20.6**	**41**	**0**

Sacks: Eagles 29.0, Opponents 41.0

Pro Bowl Selections: LB Bill Bergey, WR Harold Carmichael, RB Wilbert Montgomery, LT Stan Walters

USUAL STARTERS

WR	Harold Carmichael		
LT	Stan Walters	LDE	Manny Sistrunk
LG	Wade Key	NT	Charlie Johnson
C	Guy Morriss	RDE	Carl Hairston
RG	Woody Peoples	LLB	Reggie Wilkes
RT	Jerry Sisemore	ILB	Bill Bergey
TE	Keith Krepfle	ILB	Frank LeMaster
WR	Ken Payne (9)	RLB	Drew Mahalic
	Charles Smith (6)	LCB	John Outlaw (8)
QB	Ron Jaworski		Bob Howard (6)
RB	Wilbert Montgomery	RCB	Herman Edwards
RB	Mike Hogan	SS	Randy Logan

1979 EAGLES STATISTICS

Record: 11-5, 2nd in NFC East
Head Coach: Dick Vermeil

S-02	W	23-17	NY Giants	67,366
S-10	L	10-14	Atlanta	66,935
S-16	W	26-14	at New Orleans	54,212
S-23	W	17-13	at NY Giants	74,265
S-30	W	17-14	Pittsburgh	70,352
O-07	W	28-17	Washington	69,142
O-14	W	24-20	at St. Louis	48,367
O-21	L	7-17	at Washington	54,442
O-28	L	13-37	at Cincinnati	42,036
N-04	L	19-24	Cleveland	69,019
N-12	W	31-21	at Dallas	62,417
N-18	W	16-13	St. Louis	70,235
N-25	W	21-10	at Green Bay	50,023
D-02	W	44-7	Detroit	66,128
D-08	L	17-24	Dallas	71,434
D-16	W	26-20	at Houston	49,407
NFC WILD CARD				
D-23	W	27-17	Chicago	69,397
NFC DIVISIONAL PLAYOFF				
D-29	L	17-24	at Tampa Bay	71,402

TEAM STATS	EAGLES	OPP
Total First Downs	**292**	**273**
Rushing	122	128
Passing	150	125
Penalty	20	20
3rd Down: Made/Att	**na**	**na**
3rd Down Pct.	na	na
4th Down: Made/Att	**na**	**na**
4th Down Pct.	na	na
Possession Avg.	**na**	**na**
Total Net Yards	**5031**	**4745**
Avg. Per Game	314.7	296.6
Total Plays	1011	1019
Avg. Per Play	5.0	4.7
Net Yards Rushing	**2421**	**2271**
Avg. Per Game	151.3	141.9
Total Rushes	567	515
Net Yards Passing	**2610**	**2474**
Avg. Per Game	163.4	154.6
Sacked/Yards Lost	34/272	45/324
Gross Yards	2882	2798
Att./Completions	410/209	459/243
Completion Pct.	51.0	52.9
Had Intercepted	13	22
Punts/Average	**76/38.9**	**85/39.9**
Net Punting Avg.	**34.7**	**33.5**
Penalties/Yards	**90/689**	**86/641**
Fumbles/Ball Lost	**37/16**	**20/11**
Touchdowns	**39**	**34**
Rushing	17	16
Passing	21	18
Returns	1	0

Rushing	No.	Yds	Avg	Lg	TD
Montgomery	338	1512	4.5	62t	9
Harris	107	504	4.7	80	2
Campfield	30	165	5.5	40	3
Jaworski	43	119	2.8	21	2
Barnes	25	74	3.0	21	1
Giammona	15	38	2.5	9	0
LeMaster	1	15	15.0	15	0
Carmichael	1	0	0.0	0	0
Carr	1	-1	-1.0	-1	0
Walton	6	-5	-0.8	2	0
Eagles	**567**	**2421**	**4.3**	**80**	**17**
Opponents	**515**	**2271**	**4.4**	**75**	**16**

Receiving	No.	Yds	Avg	Lg	TD
Carmichael	52	872	16.8	50	11
Krepfle	41	760	18.5	45	3
Montgomery	41	494	12.0	53t	5
Smith	24	399	16.6	39	1
Harris	22	107	4.9	15	0
Campfield	16	115	7.2	17	0
Fitzkee	8	105	13.1	19	1
Spagnola	2	24	12.0	14	0
Barnes	1	6	6.0	6	0
Carr	1	2	2.0	2	0
McRae	1	-2	-2.0	-2	0
Eagles	**209**	**2882**	**13.8**	**53t**	**21**
Opponents	**243**	**2798**	**11.5**	**78t**	**18**

INTs	No.	Yds	Avg	Lg	TD
Wilson	4	70	17.5	50	0
Logan	3	57	19.0	35	0
Howard	3	34	11.3	34	0
Edwards	3	6	2.0	6	0
Sciarra	2	45	22.5	34	0
Chesley	2	39	19.5	25	0
Bunting	2	13	6.5	13	0
Wilkes	2	0	0.0	0	0
Bergey	1	0	0.0	0	0
Eagles	**22**	**264**	**12.0**	**50**	**0**
Opponents	**13**	**132**	**10.2**	**23**	**0**

Punting	No	Yds	Avg	Net	TB	Lg	B
Runager	74	2927	39.6	34.8	na	57	1
Franklin	1	32	32.0	32.0	na	32	0
Eagles	**76**	**2959**	**38.9**	**34.7**	**na**	**57**	**1**
Opponents	**85**	**3392**	**39.9**	**33.5**	**na**	**62**	**na**

Punt Returns	Ret	FC	Yds	Avg	Lg	TD
Henry	35	7	320	9.1	34	0
Sciarra	16	0	182	11.4	38	0
Giammona	5	0	42	8.4	14	0
Blackmore	1	1	0	0.0	0	0
Eagles	**57**	**8**	**544**	**9.5**	**38**	**0**
Opponents	**34**	**10**	**200**	**5.9**	**24**	**0**

Score By Periods	Q1	Q2	Q3	Q4	OT	Pts
Eagles	58	122	86	73	0	339
Opponents	53	67	52	110	0	282

Scoring	TD	Ru	Pa	Rt	PAT	FG	2Pt	Pts
Franklin	0	0	0	0	36/39	23/31	0	105
Montgomery	14	9	5	0			0	84
Carmichael	11	0	11	0			0	66
Campfield	3	3	0	1			0	24
Krepfle	3	0	3	0			0	18
Harris	2	2	0	0			0	12
Jaworski	2	2	0	0			0	12
Barnes	1	1	0	0			0	6
Fitzkee	1	0	1	0			0	6
Smith	1	0	1	0			0	6
Eagles	**39**	**17**	**21**	**1**	**36/39**	**23/31**	**0**	**339**
Opponents	**34**	**16**	**18**	**0**	**33/34**	**15/23**	**0**	**282**

Kickoff Returns	No.	Yds	Avg	Lg	TD
Henry	28	668	23.9	53	0
Giammona	15	294	19.6	31	0
Campfield	7	251	35.9	92t	1
Wilson	2	0	0.0	0	0
Barnes	1	23	23.0	23	0
Latimer	1	18	18.0	18	0
Montgomery	1	6	6.0	6	0
Smith	1	1	1.0	1	0
Eagles	**56**	**1261**	**22.5**	**92t**	**1**
Opponents	**69**	**1267**	**18.4**	**38**	**0**

Sacks: Eagles 45.0, Opponents 34.0

Pro Bowl Selections: WR Harold Carmichael, KR Wally Henry, NT Charlie Johnson, SS Randy Logan, RB Wilbert Montgomery, RT Jerry Sisemore, LT Stan Walters

USUAL STARTERS

WR	Harold Carmichael	LDE	Claude Humphrey
LT	Stan Walters	NT	Charlie Johnson
LG	Wade Key	RDE	Carl Hairston
C	Guy Morriss	LLB	John Bunting
RG	Woody Peoples	ILB	Terry Tautolo (8)
RT	Jerry Sisemore		Jerry Robinson (5)
TE	Keith Krepfle	ILB	Frank LeMaster
WR	Charles Smith	RLB	Reggie Wilkes
QB	Ron Jaworski	LCB	Bob Howard
RB	Wilbert Montgomery	RCB	Herman Edwards
RB	Leroy Harris	SS	Randy Logan
		FS	Brenard Wilson

Passing	Att	Cmp	Yds	Cmp%	Yds/Att	TD	TD%	Int	Int%	Lg	Sk/Lost	Rat
Jaworski	374	190	2669	50.8	7.14	18	4.8	12	3.2	53t	na	76.8
Walton	36	19	213	52.8	5.92	3	8.3	1	2.8	31	na	86.9
Eagles	**410**	**209**	**2882**	**51.0**	**7.03**	**21**	**5.1**	**13**	**3.2**	**53t**	**34/272**	**77.7**
Opponents	**459**	**243**	**2798**	**52.9**	**6.10**	**18**	**3.9**	**23**	**5.0**	**78**	**45/324**	**63.8**

1980 EAGLES STATISTICS

Record: 12-4, 1st in NFC East
Head Coach: Dick Vermeil

S-07	W	27-6	Denver	70,307
S-14	W	42-7	at Minnesota	46,460
S-22	W	35-3	NY Giants	70,767
S-28	L	14-24	at St. Louis	49,079
O-05	W	24-14	Washington	69,044
O-12	W	31-16	at NY Giants	71,051
O-19	W	17-10	Dallas	70,696
O-26	W	17-14	Chicago	68,752
N-02	W	27-20	at Seattle	61,046
N-09	W	34-21	at New Orleans	44,340
N-16	W	24-0	at Washington	51,897
N-23	W	10-7	Oakland	68,585
N-30	L	21-22	at San Diego	51,760
D-07	L	17-20	Atlanta	70,205
D-14	W	17-3	St. Louis	68,969
D-21	L	27-35	at Dallas	62,548
NFC DIVISIONAL PLAYOFF				
J-03	W	31-16	Minnesota	68,434
NFC CHAMPIONSHIP GAME				
J-11	W	20-7	Dallas	70,696
SUPER BOWL XV (New Orleans)				
J-25	L	10-27	Oakland	75,500

TEAM STATS	EAGLES	OPP
Total First Downs	**326**	**270**
Rushing	118	87
Passing	186	157
Penalty	22	26
3rd Down: Made/Att	**89/217**	**84/245**
3rd Down Pct.	41.0	34.3
4th Down: Made/Att	**na**	**na**
4th Down Pct.	na	na
Possession Avg.	**na**	**na**
Total Net Yards	**5519**	**4428**
Avg. Per Game	344.9	276.8
Total Plays	1037	1032
Avg. Per Play	5.3	4.3
Net Yards Rushing	**1995**	**1603**
Avg. Per Game	124.7	100.1
Total Rushes	528	445
Net Yards Passing	**3524**	**2825**
Avg. Per Game	220.3	176.6
Sacked/Yards Lost	33/247	44/355
Gross Yards	3771	3180
Att./Completions	477/275	543/265
Completion Pct.	57.7	48.8
Had Intercepted	12	25
Punts/Average	**76/38.8**	**89/41.3**
Net Punting Avg.	**33.7**	**33.2**
Penalties/Yards	**96/809**	**87/749**
Fumbles/Ball Lost	**29/16**	**28/11**
Touchdowns	**48**	**26**
Rushing	19	8
Passing	28	16
Returns	1	2

Rushing	No.	Yds	Avg	Lg	TD
Montgomery	193	778	4.0	72t	8
Giammona	98	361	3.7	44	4
L.Harris	104	330	3.2	22	3
Harrington	32	166	5.2	19t	2
Campfield	44	120	2.7	19	1
Jaworski	27	95	3.5	19	1
Hogan	12	44	3.7	12	1
C.Smith	5	33	6.6	16	0
LeMaster	2	21	10.5	11	0
Fitzkee	1	15	15.0	15	0
Sciarra	3	11	3.7	9	0
Dixon	2	8	0.3	0	0
Culbreath	1	3	0.3	3	0
Pisarcik	3	-3	-1.0	-3	0
Eagles	**528**	**1995**	**3.8**	**72t**	**20**
Opponents	**445**	**1603**	**3.6**	**37t**	**8**

Scoring	TD	Ru	Pa	Rt	PAT	FG	2Pt	Pts
Franklin	0	0	0	0	48/48	16/31	0	96
Montgomery	10	8	2	0			0	60
Carmichael	9	0	9	0			0	54
Giammona	5	4	1	0			0	30
L.Harris	4	3	1	0			0	24
Krepfle	4	0	4	0			0	24
Campfield	3	1	2	0			0	18
C.Smith	3	0	3	0			0	18
Spagnola	3	0	3	0			0	18
Fitzkee	2	0	2	0			0	12
Harrington	1	1	0	0			0	6
Hogan	1	1	0	0			0	6
Jaworski	1	1	0	0			0	6
Parker	1	0	1	0			0	6
Robinson	1	0	0	1			0	6
Eagles	**48**	**19**	**28**	**1**	**48/48**	**16/31**	**0**	**384**
Opponents	**26**	**8**	**16**	**2**	**24/26**	**14/26**	**0**	**222**

Receiving	No.	Yds	Avg	Lg	TD
Montgomery	50	407	8.1	46	2
Carmichael	48	815	17.0	56t	9
C.Smith	47	825	17.6	31	3
Krepfle	30	450	15.0	27	4
Campfield	26	275	10.6	50	2
Spagnola	18	193	10.7	20	3
Giammona	17	178	10.4	30	1
L.Harris	15	207	13.8	51	1
Parker	9	148	16.4	30	1
Fitzkee	6	169	28.2	45t	2
Henry	4	68	17.0	20	0
Harrington	3	24	8.0	17	0
Gilbert	1	7	7.0	7	0
Dixon	1	5	5.0	5	0
Eagles	**275**	**3771**	**13.7**	**56t**	**28**
Opponents	**265**	**3180**	**12.0**	**86t**	**16**

Kickoff Returns	No.	Yds	Avg	Lg	TD
Campfield	26	540	20.8	33	0
Henry	7	154	22.0	39	0
Giammona	7	82	11.7	16	0
Harrington	6	104	17.3	30	0
Dixon	2	30	15.0	15	0
Montgomery	1	23	23.0	23	0
Blue	1	16	16.0	16	0
R.Baker	1	6	6.0	6	0
Clarke	1	0	0.0	0	0
Spagnola	1	0	0.0	0	0
Eagles	**53**	**955**	**18.0**	**39**	**0**
Opponents	**69**	**1307**	**18.9**	**41**	**0**

Punt Returns	Ret	FC	Yds	Avg	Lg	TD
Sciarra	36	1	330	9.2	32	0
Henry	26	1	222	8.5	30	0
Giammona	1	0	8	8.0	8	0
Eagles	**63**	**2**	**560**	**8.9**	**32**	**0**
Opponents	**35**	**9**	**224**	**6.4**	**21**	**0**

Sacks: Eagles 44.0, Opponents 33.0

Pro Bowl Selections: WR Harold Carmichael, QB Ron Jaworski, NT Charlie Johnson, SS Randy Logan

INTs	No.	Yds	Avg	Lg	TD
Wilson	6	79	13.2	41	0
Young	4	27	6.8	26	0
Edwards	3	12	4.0	9	0
Johnson	3	9	3.0	9	0
Robinson	2	13	6.5	13	0
Blackmore	2	0	0.0	0	0
Logan	1	16	16.0	16	0
Bergey	1	7	7.0	7	0
LeMaster	1	7	7.0	7	0
Hairston	1	0	0.0	0	0
Wilkes	1	0	0.0	0	0
Eagles	**25**	**170**	**6.9**	**41**	**0**
Opponents	**12**	**220**	**18.3**	**70t**	**1**

USUAL STARTERS

WR	Harold Carmichael	LDE	Dennis Harrison
LT	Stan Walters	NT	Charlie Johnson
LG	Pete Perot	RDE	Carl Hairston
C	Guy Morriss	LLB	J ohn Bunting
RG	Woody Peoples	ILB	Bill Bergey
RT	Jerry Sisemore	ILB	Frank LeMaster
TE	Keith Krepfle	RLB	Jerry Robinson
WR	Charles Smith	LCB	Roynell Young
QB	Ron Jaworski	RCB	Herman Edwards
RB	Wilbert Montgomery	SS	Randy Logan
RB	Leroy Harris	FS	Brenard Wilson

Punting	No	Yds	Avg	Net	TB	Lg	B
Runager	75	2947	39.3	33.7	na	58	1
Eagles	**76**	**2947**	**38.8**	**33.7**	**na**	**58**	**1**
Opponents	**89**	**3673**	**41.3**	**33.2**	**na**	**62**	**na**

Score By Periods	Q1	Q2	Q3	Q4	OT	Pts
Eagles	56	102	96	130	0	384
Opponents	63	60	55	44	0	222

Passing	Att	Cmp	Yds	Cmp%	Yds/Att	TD	TD%	Int	Int%	Lg	Sk/Lost	Rat
Jaworski	451	257	3529	57.0	7.82	27	6.0	12	2.7	56t	na	91.0
Pisarcik	22	15	187	68.2	8.50	0	0.0	0	0.0	46	na	94.3
Giammona	3	3	55	100.0	18.33	1	33.3	0	0.0	27	na	158.3
Montgomery	1	0	0	0.0	0.00	0	0.0	0	0.0	0	na	39.6
Eagles	**477**	**275**	**3771**	**57.7**	**7.91**	**28**	**5.9**	**12**	**2.5**	**56t**	**33/247**	**92.1**
Opponents	**543**	**265**	**3180**	**48.8**	**5.86**	**16**	**2.9**	**25**	**4.6**	**86t**	**44/355**	**57.8**

1981 EAGLES STATISTICS

Record: 10-6, 2nd in NFC East
Head Coach: Dick Vermeil

S-06	W	24-10	at NY Giants	72,459
S-13	W	13-3	New England	71,089
S-17	W	20-14	at Buffalo	78,331
S-27	W	36-13	Washington	70,664
O-05	W	16-13	Atlanta	71,488
O-11	W	31-14	at New Orleans	52,728
O-18	L	23-35	at Minnesota	45,459
O-25	W	20-10	Tampa Bay	70,714
N-01	L	14-17	Dallas	72,111
N-08	W	52-10	at St. Louis	48,421
N-15	W	38-13	Baltimore	68,613
N-22	L	10-20	NY Giants	66,327
N-30	L	10-13	at Miami	67,797
D-06	L	13-15	at Washington	52,206
D-13	L	10-21	at Dallas	64,955
D-20	W	38-0	St. Louis	56,636
NFC WILD CARD				
D-27	L	21-27	NY Giants	71,611

TEAM STATS	EAGLES	OPP
Total First Downs	**332**	**266**
Rushing	157	102
Passing	150	137
Penalty	25	27
3rd Down: Made/Att	**95/214**	**101/236**
3rd Down Pct.	44.4	42.9
4th Down: Made/Att	**na**	**na**
4th Down Pct.	na	na
Possession Avg.	**na**	**na**
Total Net Yards	**5553**	**4447**
Avg. Per Game	347.1	277.9
Total Plays	1058	1023
Avg. Per Play	5.2	4.3
Net Yards Rushing	**2509**	**1751**
Avg. Per Game	156.8	109.4
Total Rushes	559	476
Net Yards Passing	**3044**	**2696**
Avg. Per Game	190.3	168.5
Sacked/Yards Lost	22/205	40/354
Gross Yards	3249	3050
Att./Completions	476/258	507/248
Completion Pct.	54.2	48.9
Had Intercepted	22	26
Punts/Average	**64/40.3**	**76/40.7**
Net Punting Avg.	**34.6**	**33.8**
Penalties/Yards	**113/855**	**90/798**
Fumbles/Ball Lost	**33/17**	**40/21**
Touchdowns	**44**	**26**
Rushing	17	11
Passing	25	12
Returns	2	3

Score By Periods	Q1	Q2	Q3	Q4	OT	Pts
Eagles	71	125	82	90	0	368
Opponents	42	64	24	91	0	221

Rushing	No.	Yds	Avg	Lg	TD
Montgomery	286	1402	4.9	41	8
Oliver	74	329	4.4	39	1
Harrington	34	140	4.1	16	2
Murray	23	134	5.8	20	0
Jaworski	22	128	5.8	26	0
Russell	41	123	3.0	17	4
Campfield	31	115	3.7	13	1
Giammona	33	98	3.0	9	1
Atkins	1	21	21.0	21	0
LeMaster	1	7	7.0	7	0
R.Smith	1	7	7.0	7	0
C.Smith	2	5	2.5	5	0
Carmichael	1	1	1.0	1	0
Pisarcik	7	1	0.1	10	0
Sciarra	1	0	0.0	0	0
Henry	1	-2	-2.0	-2	0
Eagles	**559**	**2509**	**4.5**	**41**	**17**
Opponents	**476**	**1751**	**3.7**	**73**	**11**

Receiving	No.	Yds	Avg	Lg	TD
Carmichael	61	1028	16.9	85t	6
Montgomery	49	521	10.6	35t	2
C.Smith	38	564	14.8	32	4
Campfield	36	326	9.1	29t	3
Krepfle	20	210	10.5	26	5
Oliver	10	37	3.7	27	0
Henry	9	145	16.1	44t	2
Harrington	9	27	3.0	12	0
Parker	8	168	21.0	55t	2
Spagnola	6	83	13.8	28	0
Giammona	6	54	9.0	19	1
R.Smith	4	84	21.0	42	0
Murray	1	7	7.0	7	0
Russell	1	-5	-5.0	-5	0
Eagles	**258**	**3249**	**12.6**	**85t**	**25**
Opponents	**248**	**3050**	**12.3**	**50t**	**12**

INTs	No.	Yds	Avg	Lg	TD
Wilson	5	74	14.8	26	0
Young	4	35	8.8	33	0
Edwards	3	1	0.3	1	0
Chesley	2	66	33.0	35	0
Blackmore	2	43	21.5	25	0
LeMaster	2	28	14.0	22	0
Wilkes	2	18	9.0	11	0
Logan	2	-1	-0.5	-1	0
Robinson	1	3	3.0	3	0
Johnson	1	0	0.0	0	0
Phillips	1	0	0.0	0	0
Sciarra	1	0	0.0	0	0
Eagles	**26**	**270**	**10.4**	**35**	**0**
Opponents	**22**	**357**	**16.2**	**52t**	**2**

Punting	No	Yds	Avg	Net	TB	Lg	B
Runager	63	2567	40.7	34.9	6	64	na
Franklin	1	13	13.0	13.0	0	13	na
Eagles	**64**	**2580**	**40.3**	**34.6**	**6**	**64**	**na**
Opponents	**76**	**3092**	**40.7**	**33.8**	**na**	**75**	**na**

Scoring	TD	Ru	Pa	Rt	PAT	FG	2Pt	Pts
Franklin	0	0	0	0	41/43	20/31	0	101
Montgomery	10	8	2	0			0	60
Carmichael	6	0	6	0			0	36
Krepfle	5	0	5	0			0	30
Campfield	4	1	3	0			0	24
Russell	4	4	0	0			0	24
C.Smith	4	0	4	0			0	24
Giamonna	2	1	1	0			0	12
Harrington	2	2	0	0			0	12
Henry	2	2	0	0			0	12
Parker	2	0	2	0			0	12
G.Brown	1	0	0	1			0	6
LeMaster	1	0	0	1			0	6
Oliver	1	1	0	0			0	6
Clarke (safety)	0	0	0	0			0	2
Wilkes	0	0	0	0	1/1	0/0	0	1
Eagles	**44**	**17**	**25**	**2**	**42/44**	**20/31**	**0**	**368**
Opponents	**26**	**11**	**12**	**3**	**23/26**	**14/28**	**0**	**221**

Field Goals	1-19	20-29	30-39	40-49	50+
Franklin	0/0	5/5	7/9	7/13	1/4
Eagles	**0/0**	**5/5**	**7/9**	**7/13**	**1/4**
Opponents	**1/2**	**5/6**	**4/6**	**4/13**	**0/1**

Kickoff Returns	No.	Yds	Avg	Lg	TD
Henry	25	533	21.3	43	0
Campfield	12	223	18.6	32	0
Russell	2	28	14.0	20	0
Giammona	1	19	19.0	19	0
Atkins	1	15	15.0	15	0
Murray	1	14	14.0	14	0
Clarke	1	0	0.0	0	0
Eagles	**43**	**832**	**19.3**	**43**	**0**
Opponents	**60**	**1304**	**21.7**	**57**	**0**

Punt Returns	Ret	FC	Yds	Avg	Lg	TD
Henry	54	8	396	7.3	52	0
Sciarra	4	0	26	6.5	10	0
Eagles	**58**	**8**	**422**	**7.3**	**52**	**0**
Opponents	**34**	**1**	**246**	**7.2**	**21**	**0**

Sacks: Eagles 40.0, Opponents 22.0

Pro Bowl Selections: NT Charlie Johnson, LB Frank LeMaster, LB Jerry Robinson, RT Jerry Sisemore, CB Roynell Young

USUAL STARTERS

WR	Harold Carmichael	LDE	Dennis Harrison
LT	Stan Walters	NT	Charlie Johnson
LG	Steve Kenney	RDE	Carl Hairston
C	Guy Morriss	LLB	John Bunting (8)
RG	Ron Baker		Reggie Wilkes (8)
RT	Jerry Sisemore	ILB	Al Chesley
TE	Keith Krepfle	ILB	Frank LeMaster
WR	Charles Smith	RLB	Jerry Robinson
QB	Ron Jaworski	LCB	Roynell Young
RB	Wilbert Montgomery	RCB	Herman Edwards
RB	Hubie Oliver	SS	Randy Logan
		FS	Brenard Wilson

Passing	Att	Cmp	Yds	Cmp%	Yds/Att	TD	TD%	Int	Int%	Lg	Sk/Lost	Rat
Jaworski	461	250	3095	54.2	6.71	23	5.0	20	4.3	85t	na	73.8
Pisarcik	15	8	154	53.3	10.27	2	13.3	2	13.3	44t	na	89.3
Eagles	**476**	**258**	**3249**	**54.2**	**6.83**	**25**	**5.3**	**22**	**4.6**	**85t**	**22/205**	**73.9**
Opponents	**507**	**248**	**3050**	**48.9**	**6.02**	**12**	**2.4**	**26**	**5.1**	**50t**	**40/354**	**54.4**

1982 EAGLES STATISTICS

Record: 3-6, 13th in NFC
Head Coach: Dick Vermeil

S-12	L	34-37	Washington (OT)	68,885
S-19	W	24-21	at Cleveland	78,830
N-21	L	14-18	Cincinnati	65,172
N-28	L	9-13	at Washington	48,313
D-05	L	20-23	St. Louis	63,622
D-11	L	7-23	at NY Giants	66,053
D-19	W	35-14	Houston	44,119
D-26	W	24-20	at Dallas	46,199
J-02	L	24-26	NY Giants	55,797

Note: As a result of a 57-day NFL players' strike, the NFL schedule was reduced from 16 weeks to nine weeks.

TEAM STATS	EAGLES	OPP
Total First Downs	157	177
Rushing	48	68
Passing	100	100
Penalty	9	9
3rd Down: Made/Att	**32/106**	**61/140**
3rd Down Pct.	30.2	43.6
4th Down: Made/Att	**7/11**	**2/4**
4th Down Pct.	63.6	50.0
Possession Avg.	**na**	**na**
Total Net Yards	**2685**	**2938**
Avg. Per Game	298.3	326.4
Total Plays	531	614
Avg. Per Play	5.1	4.8
Net Yards Rushing	**828**	**1031**
Avg. Per Game	92.1	114.6
Total Rushes	211	299
Net Yards Passing	1856	1907
Avg. Per Game	206.2	211.9
Sacked/Yards Lost	31/244	30/229
Gross Yards	2100	2136
Att./Completions	288/168	285/168
Completion Pct.	58.3	58.9
Had Intercepted	13	15
Punts/Average	**44/40.5**	**38/36.8**
Net Punting Avg.	**32.9**	**33.4**
Penalties/Yards	**38/253**	**45/341**
Fumbles/Ball Lost	**26/10**	**21/12**
Touchdowns	**25**	**19**
Rushing	11	5
Passing	12	14
Returns	2	0

Rushing	No.	Yds	Avg	Lg	TD
Montgomery	114	515	4.5	90t	7
Harrington	56	231	4.1	37	1
L.Harris	17	39	2.3	14	2
Giammona	11	29	3.6	8	1
Jaworski	10	9	0.9	6	0
Hoover	1	5	5.0	5	0
Campfield	1	2	2.0	2	0
LeMaster	1	-2	-2.0	-2	0
Eagles	**211**	**828**	**3.9**	**90t**	**11**
Opponents	**299**	**1031**	**3.4**	**32**	**5**

Receiving	No.	Yds	Avg	Lg	TD
Carmichael	35	540	15.4	44t	4
R.Smith	34	475	14.0	41t	1
Spagnola	26	313	12.0	57	2
Montgomery	20	258	12.9	42t	2
Campfield	14	141	10.1	24	1
Harrington	13	74	5.7	18	0
Quick	10	156	15.6	49t	1
Giammona	8	67	8.4	16	0
Kab	4	35	8.8	13	1
L.Harris	3	17	5.6	9	0
Sampleton	1	24	24.0	24	0
Eagles	**168**	**2100**	**12.5**	**57**	**12**
Opponents	**168**	**2136**	**12.7**	**78t**	**14**

INTs	No.	Yds	Avg	Lg	TD
Edwards	5	3	0.6	3	0
Young	4	3	0.8	3	0
J.Robinson	3	19	6.3	12	0
Blackmore	1	20	20.0	20t	1
Bunting	1	0	0.0	0	0
Wilson	1	0	0.0	0	0
Eagles	**15**	**45**	**3.0**	**20t**	**1**
Opponents	**13**	**87**	**6.7**	**37**	**0**

Punting	No	Yds	Avg	Net	TB	Lg	B
Runager	44	1784	40.5	32.9	1	53	0
Eagles	**44**	**1784**	**40.5**	**32.9**	**1**	**53**	**0**
Opponents	**38**	**1398**	**36.8**	**33.4**	**1**	**55**	**0**

Punt Returns	Ret	FC	Yds	Avg	Lg	TD
Henry	20	2	103	5.2	11	0
Sciarra	2	2	5	2.5	5	0
Giammona	0	1	0	0.0	0	0
Eagles	**22**	**5**	**108**	**4.9**	**11**	**0**
Opponents	**31**	**0**	**316**	**10.2**	**33**	**0**

Score By Periods	Q1	Q2	Q3	Q4	OT	Pts
Eagles	45	34	36	76	0	191
Opponents	36	76	30	50	3	195

Scoring	TD	Ru	Pa	Rt	PAT	FG	2Pt	Pts
Montgomery	9	7	2	0			0	54
Franklin	0	0	0	0	23/25	6/9	0	41
Carmichael	4	0	4	0			0	24
L.Harris	2	2	0	0			0	12
Spagnola	2	0	2	0			0	12
Blackmore	1	0	0	1			0	6
G.Brown	1	0	0	1			0	6
Campfield	1	0	1	0			0	6
Giammona	1	1	0	0			0	6
Harrington	1	1	0	0			0	6
Kab	1	0	1	0			0	6
Quick	1	0	1	0			0	6
R.Smith	1	0	1	0			0	6
Eagles	**25**	**11**	**12**	**2**	**23/25**	**6/9**	**0**	**191**
Opponents	**19**	**5**	**14**	**0**	**19/19**	**20/22**	**0**	**195**

** Opponents registered one safety*

Field Goals	1-19	20-29	30-39	40-49	50+
Franklin	0/0	1/1	1/2	4/5	0/1
Eagles	**0/0**	**1/1**	**1/2**	**4/5**	**0/1**
Opponents	**2/2**	**6/6**	**7/8**	**5/6**	**0/0**

Franklin: (44G,44G) (47G) (44N) (52N,41G) (54N) () () (22G) (35G)

Kickoff Returns	No.	Yds	Avg	Lg	TD
Henry	24	541	22.5	44	0
Hoover	7	113	16.1	43	0
Murray	3	42	14.0	16	0
Campfield	2	30	15.0	16	0
Slater	2	30	15.0	15	0
Montgomery	1	12	12.0	12	0
Eagles	**39**	**768**	**19.7**	**44**	**0**
Opponents	**39**	**885**	**22.7**	**58**	**0**

Sacks: Harrison 10.5, Clarke 4.5, Hairston 4.0, G.Brown 4.0, Bunting 3.0, LeMaster 2.0, J.Robinson 1.0, Wilkes 1.0, **Eagles 30.0, Opponents 31.0**

Leading Tacklers: J.Robinson 95, Clarke 85, Harrison 66, LeMaster 62, Hairston 60, Bunting 55, Wilson 43, Wilkes 42, Logan 24, Young 21

Pro Bowl Selections: DE Dennis Harrison

Passing	Att	Cmp	Yds	Cmp%	Yds/Att	TD	TD%	Int	Int%	Lg	Sk/Lost	Rat
Jaworski	286	167	2076	58.4	7.30	12	4.2	12	4.2	57	31/244	77.5
Pisarcik	1	1	24	100.0	24.00	0	0.0	0	0.0	24	0/0	118.8
Giammona	1	0	0	0.0	0.00	0	0.0	1	100.0	0	0/0	0.0
Eagles	**288**	**168**	**2100**	**58.3**	**7.30**	**12**	**4.2**	**13**	**4.5**	**57**	**31/244**	**76.2**
Opponents	**285**	**168**	**2136**	**58.9**	**7.50**	**14**	**4.9**	**15**	**5.3**	**78t**	**30/229**	**76.9**

USUAL STARTERS

WR	Harold Carmichael	LDE	Dennis Harrison
LT	Stan Walters	NT	Ken Clarke
LG	Steve Kenney	RDE	Carl Hairston
C	Guy Morriss	LLB	John Bunting
RG	Ron Baker	ILB	Jerry Robinson
RT	Jerry Sisemore	ILB	Frank LeMaster
TE	John Spagnola	RLB	Reggie Wilkes
WR	Ron Smith	LCB	Roynell Young
QB	Ron Jaworski	RCB	Herman Edwards
RB	Wilbert Montgomery	SS	Randy Logan
FB	Perry Harrington	FS	Brenard Wilson

1983 EAGLES STATISTICS

Record: 5-11, 4th in NFC East
Head Coach: Marion Campbell

S-03	W	22-17	at San Francisco	55,775
S-11	L	13-23	Washington	69,542
S-18	W	13-10	at Denver	74,202
S-25	L	11-14	St. Louis	64,465
O-02	W	28-24	at Atlanta	50,621
O-09	W	17-13	at NY Giants	73,291
O-16	L	7-37	at Dallas	63,070
O-23	L	6-7	Chicago	45,263
O-30	L	21-22	Baltimore	59,150
N-06	L	20-27	Dallas	71,236
N-13	L	14-17	at Chicago	47,524
N-20	L	0-23	NY Giants	57,977
N-27	L	24-28	at Washington	54,324
D-04	W	13-9	LA Rams	32,867
D-11	L	17-20	New Orleans (OT)	45,182
D-18	L	7-31	at St. Louis	21,902

TEAM STATS	EAGLES	OPP
Total First Downs	**253**	**310**
Rushing	91	144
Passing	150	149
Penalty	12	17
3rd Down: Made/Att	**68/203**	**101/245**
3rd Down Pct.	33.5	41.2
4th Down: Made/Att	**6/11**	**11/16**
4th Down Pct.	54.5	68.8
Possession Avg.	**na**	**na**
Total Net Yards	**4534**	**5447**
Avg. Per Game	283.4	340.4
Total Plays	945	1108
Avg. Per Play	4.8	4.9
Net Yards Rushing	**1417**	**2655**
Avg. Per Game	88.6	165.9
Total Rushes	402	633
Net Yards Passing	**3117**	**2792**
Avg. Per Game	194.8	174.5
Sacked/Yards Lost	57/415	36/256
Gross Yards	3532	3048
Att./Completions	486/252	430/247
Completion Pct.	51.9	57.4
Had Intercepted	18	8
Punts/Average	**86/40.9**	**80/37.8**
Net Punting Avg.	**33.4**	**33.5**
Penalties/Yards	**79/637**	**89/755**
Fumbles/Ball Lost	**37/18**	**30/15**
Touchdowns	**27**	**34**
Rushing	5	14
Passing	22	20
Returns	0	0

Rushing	No.	Yds	Avg	Lg	TD
Oliver	121	434	3.6	24	1
M.Williams	103	385	3.7	32	0
Haddix	91	220	2.4	11	2
Montgomery	29	139	4.8	32	0
Jaworski	25	129	5.2	29	1
Harrington	23	98	4.3	35	1
Everett	5	7	1.4	7	0
Runager	1	6	6.0	6	0
Pastorini	1	0	0.0	0	0
Pisarcik	3	-1	-0.3	0	0
Eagles	**402**	**1417**	**3.5**	**35**	**5**
Opponents	**633**	**2655**	**4.2**	**39**	**14**

Receiving	No.	Yds	Avg	Lg	TD
Quick	69	1409	20.4	83t	13
Oliver	49	421	8.6	25	2
Carmichael	38	515	13.6	35	3
Haddix	23	254	11.0	34	0
Kab	18	195	10.8	25	1
M.Willaims	17	142	8.4	29	0
Hoover	10	221	22.1	68	0
Montgomery	9	53	5.9	13	0
Woodruff	6	70	11.7	29t	2
Dixon	4	54	13.5	22	0
G.Young	3	125	41.7	71t	1
Sampleton	2	28	14.0	19	0
Everett	2	18	9.0	11	0
Harrington	1	19	19.0	19	0
R.Smith	1	8	8.0	8	0
Eagles	**252**	**3532**	**14.0**	**83t**	**22**
Opponents	**247**	**3048**	**12.3**	**73t**	**20**

INTs	No.	Yds	Avg	Lg	TD
Griggs	3	61	20.3	32	0
Ellis	1	18	18.0	18	0
Edwards	1	0	0.0	0	0
Foules	1	0	0.0	0	0
Logan	1	0	0.0	0	0
Young	1	0	0.0	0	0
Eagles	**8**	**79**	**9.9**	**32**	**0**
Opponents	**18**	**155**	**8.6**	**29**	**0**

Punting	No	Yds	Avg	Net	TB	Lg	B
Runager	59	2459	41.7	34.2	5	55	0
Skladany	27	1062	39.4	31.5	2	51	0
Eagles	**86**	**3521**	**40.9**	**33.4**	**7**	**55**	**0**
Opponents	**80**	**3020**	**37.8**	**33.5**	**4**	**59**	**1**

Punt Returns	Ret	FC	Yds	Avg	Lg	TD
Sciarra	22	3	115	5.2	14	0
G.Young	14	3	93	6.6	23	0
Hoover	7	4	44	6.3	13	0
Foules	1	0	7	7.0	7	0
Logan	1	0	0	0.0	0	0
Eagles	**45**	**10**	**259**	**5.8**	**23**	**0**
Opponents	**57**	**4**	**511**	**9.0**	**25**	**0**

Passing	Att	Cmp	Yds	Cmp%	Yds/Att	TD	TD%	Int	Int%	Lg	Sk/Lost	Rat
Jaworski	446	235	3315	52.7	7.43	20	4.5	18	4.0	83t	53/385	75.1
Pisarcik	34	16	172	47.1	5.06	1	2.9	0	0.0	33	4/30	72.2
Carmichael	1	1	45	100.0	45.00	1	100.0	0	0.0	45t	0/0	158.3
Pastorini	5	0	0	0.0	0.00	0	0.0	0	0.0	--	0/0	39.6
Eagles	**486**	**252**	**3532**	**51.9**	**7.27**	**22**	**4.5**	**18**	**3.7**	**83t**	**57/415**	**75.2**
Opponents	**430**	**247**	**3048**	**57.4**	**7.09**	**20**	**4.7**	**8**	**1.9**	**73t**	**36/256**	**87.2**

Score By Periods	Q1	Q2	Q3	Q4	OT	Pts
Eagles	58	54	61	60	0	233
Opponents	47	128	53	91	3	322

Scoring	TD	Ru	Pa	Rt	PAT	FG	2Pt	Pts
Quick	13	0	13	0			0	78
Franklin	0	0	0	0	24/27	15/26	0	69
Carmichael	3	0	3	0			0	18
Oliver	3	1	2	0			0	18
Haddix	2	2	0	0			0	12
Woodruff	2	0	2	0			0	12
Harrington	1	1	0	0			0	6
Jaworski	1	1	0	0			0	6
Kab	1	0	1	0			0	6
G.Young	1	0	1	0			0	6
Team (safety)	0	0	0	0			0	2
Eagles	**27**	**5**	**22**	**0**	**24/27**	**15/26**	**0**	**233**
Opponents	**34**	**14**	**20**	**0**	**34/34**	**28/37**	**0**	**322**

Field Goals	1-19	20-29	30-39	40-49	50+
Franklin	1/1	5/5	6/9	2/8	1/3
Eagles	**1/1**	**5/5**	**6/9**	**2/8**	**1/3**
Opponents	**0/0**	**12/14**	**10/13**	**4/6**	**2/4**

Franklin: (44G,44G) (47G) (44N) (52N,41G) (54N) () () (22G) (35G)

Kickoff Returns	No.	Yds	Avg	Lg	TD
G.Young	27	565	20.9	52	0
Everett	14	275	19.6	46	0
Ellis	7	119	17.0	25	0
Harrington	4	79	19.8	26	0
M.Williams	3	59	19.7	26	0
Haddix	3	51	17.0	24	0
Fritzsche	2	17	8.5	15	0
Darby	2	3	1.5	3	0
Eagles	**62**	**1168**	**18.8**	**52**	**0**
Opponents	**45**	**804**	**17.9**	**30**	**0**

Sacks: Harrison 11.5, G.Brown 8.5, Hairston 5.0, Armstrong 3.5, J.Williams 2.5, Clarke 1.0, Darby 1.0, Griggs 1.0, Hopkins 1.0, J.Robinson 1.0, **Eagles 36.0, Opponents 57.0**

Leading Tacklers: J.Robinson 177, Griggs 129, Clarke 110, J.Williams 105, Hopkins 105, Harrison 102, G.Brown 74, Wilkes 66, R.Young 56, Logan 56

Pro Bowl Selections: WR Mike Quick

USUAL STARTERS

WR	Harold Carmichael	LDE	Dennis Harrison
LT	Stan Walters	NT	Ken Clarke
LG	Steve Kenney	RDE	Carl Hairston
C	Guy Morriss	LLB	Reggie Wilkes
RG	Ron Baker	ILB	Jerry Robinson
RT	Jerry Sisemore	ILB	Anthony Griggs
TE	Vito Kab	RLB	Joel Williams
WR	Mike Quick	LCB	Roynell Young
QB	Ron Jaworski	RCB	Herman Edwards
RB	Michael Williams (9)	SS	Randy Logan
	Michael Haddix (6)	FS	Wes Hopkins
FB	Hubie Oliver		

1984 EAGLES STATISTICS

Record: 6-9-1, 5th in NFC East
Head Coach: Marion Campbell

S-02	L	27-28	at NY Giants	71,520
S-09	W	19-17	Minnesota	55,942
S-16	L	17-23	at Dallas	64,521
S-23	L	9-21	San Francisco	62,771
S-30	L	0-20	at Washington	53,064
O-07	W	27-17	at Buffalo	37,555
O-14	W	16-7	Indianapolis	50,277
O-21	W	24-10	NY Giants	64,677
O-28	L	14-34	St. Louis	54,310
N-04	T	23-23	at Detroit (OT)	59,141
N-11	L	23-24	at Miami	70,227
N-18	W	16-10	Washington	63,117
N-25	L	16-17	at St. Louis	39,858
D-02	L	10-26	Dallas	66,322
D-09	W	27-17	New England	41,581
D-16	L	10-26	at Atlanta	15,582

TEAM STATS	EAGLES	OPP
Total First Downs	**280**	**307**
Rushing	83	123
Passing	176	171
Penalty	21	13
3rd Down: Made/Att	**76/231**	**104/251**
3rd Down Pct.	32.9	41.4
4th Down: Made/Att	**9/17**	**6/11**
4th Down Pct.	52.9	54.5
Possession Avg.	**na**	**na**
Total Net Yards	**4698**	**5239**
Avg. Per Game	293.6	327.4
Total Plays	1047	1109
Avg. Per Play	4.5	4.7
Net Yards Rushing	**1338**	**2189**
Avg. Per Game	83.6	136.8
Total Rushes	381	556
Net Yards Passing	**3360**	**3050**
Avg. Per Game	210.0	190.6
Sacked/Yards Lost	60/463	60/456
Gross Yards	3823	3506
Att./Completions	606/331	492/262
Completion Pct.	54.6	53.3
Had Intercepted	17	20
Punts/Average	**92/42.2**	**89/39.3**
Net Punting Avg.	**35.6**	**33.6**
Penalties/Yards	**77/632**	**96/904**
Fumbles/Ball Lost	**23/16**	**32/11**
Touchdowns	**27**	**36**
Rushing	6	12
Passing	19	22
Returns	2	2

Rushing	No.	Yds	Avg	Lg	TD
Montgomery	201	789	3.9	27	2
Oliver	72	263	3.7	17	0
Haddix	48	130	2.7	21	1
M.Williams	33	83	2.5	8	0
Hardy	14	41	2.9	10	0
Pisarcik	7	19	2.7	16	2
Jaworski	5	18	3.6	10	1
Quick	1	-5	-5.0	-5	0
Eagles	**381**	**1338**	**3.5**	**27**	**6**
Opponents	**556**	**2189**	**3.9**	**34**	**12**

Receiving	No.	Yds	Avg	Lg	TD
Spagnola	65	701	10.8	34	1
Quick	61	1052	17.2	90t	9
Montgomery	60	501	8.4	28	0
Haddix	33	231	7.0	22	0
Oliver	32	142	4.4	21	0
Woodruff	30	484	16.1	38	3
K.Jackson	26	398	15.3	83t	1
Kab	9	102	11.3	26	3
M.Williams	7	47	6.7	15	0
Hoover	6	143	23.8	44	2
Hardy	2	22	11.0	13	0
Eagles	**331**	**3823**	**11.5**	**90t**	**19**
Opponents	**262**	**3506**	**13.4**	**68**	**22**

INTs	No.	Yds	Avg	Lg	TD
Ellis	7	119	17.0	31	0
Hopkins	5	107	21.4	33	0
Foules	4	27	6.8	20	0
Edwards	2	0	0.0	0	0
Wilson	1	28	28.0	28	0
Wilkes	1	6	6.0	6	0
Eagles	**20**	**287**	**14.4**	**33**	**0**
Opponents	**17**	**211**	**12.4**	**43**	**1**

Punting	No	Yds	Avg	Net	TB	Lg	B
Horan	92	3880	42.2	35.6	6	69	0
Eagles	**92**	**3880**	**42.2**	**35.6**	**6**	**69**	**0**
Opponents	**89**	**3497**	**39.3**	**33.6**	**13**	**64**	**2**

Kickoff Returns	No.	Yds	Avg	Lg	TD
Hayes	22	441	20.0	44	0
Cooper	17	296	17.4	48	0
Waters	13	319	24.5	89t	1
Everett	3	40	13.3	18	0
Ellis	2	25	12.5	15	0
Hardy	1	20	20.0	20	0
Strauthers	1	12	12.0	12	0
Eagles	**59**	**1153**	**19.5**	**89t**	**1**
Opponents	**69**	**1298**	**18.8**	**51**	**0**

Passing	Att	Cmp	Yds	Cmp%	Yds/Att	TD	TD%	Int	Int%	Lg	Sk/Lost	Rat
Jaworski	427	234	2754	54.8	6.45	16	3.7	14	3.3	90t	34/270	73.4
Pisarcik	176	96	1036	54.5	5.89	3	1.7	3	1.7	40	25/183	70.7
Montgomery	2	0	0	0.0	0.00	0	0.0	0	0.0	0	1/10	39.6
May	1	1	33	100.0	33.00	0	0.0	0	0.0	33	0/0	118.8
Eagles	**606**	**331**	**3823**	**54.6**	**6.31**	**19**	**3.1**	**17**	**2.8**	**90t**	**60/463**	**72.6**
Opponents	**492**	**262**	**3506**	**53.3**	**7.13**	**22**	**4.5**	**20**	**4.1**	**68**	**60/456**	**74.1**

Score By Periods	Q1	Q2	Q3	Q4	OT	Pts
Eagles	64	76	53	85	0	278
Opponents	61	102	74	83	0	320

Scoring	TD	Ru	Pa	Rt	PAT	FG	2Pt	Pts
McFadden	0	0	0	0	26-27	30-37	0	116
Quick	9	0	9	0			0	54
Kab	3	0	3	0			0	18
Woodruff	3	0	3	0			0	18
Hoover	2	0	2	0			0	12
Montgomery	2	2	0	0			0	12
Pisarcik	2	2	0	0			0	12
Haddix	1	1	0	0			0	6
K.Jackson	1	0	1	0			0	6
Jaworski	1	1	0	0			0	6
Kraynak	1	0	0	1			0	6
Spagnola	1	0	1	0			0	6
Waters	1	0	0	1			0	6
Eagles	**27**	**6**	**19**	**2**	**26-27**	**30-37**	**0**	**278**
Opponents	**36**	**12**	**22**	**2**	**36-36**	**22-35**	**0**	**320**

** Opponents registered one safety*

Field Goals	1-19	20-29	30-39	40-49	50+
McFadden	0/0	4/5	13/16	10/12	3/4
Eagles	**0/0**	**4/5**	**13/16**	**10/12**	**3/4**
Opponents	**2/2**	**6/8**	**10/14**	**3/7**	**1/4**

McFadden: (47G,37N,41G) (27G,37G,49G,37G) (39G,39N) (35G,32G,33G) () (36G,22G) (34G,32G,33G) (45G,52N) () (52G,51G,40G) (45G) (43G,34G,41G,44N) (31G,43G,26N,32G) (23G) (50G,46G,48N) (20G,37N)

Punt Returns	Ret	FC	Yds	Avg	Lg	TD
Cooper	40	19	250	6.3	16	0
Eagles	**40**	**19**	**250**	**6.3**	**16**	**0**
Opponents	**58**	**7**	**486**	**8.4**	**46**	**0**

Sacks: G.Brown 16.0, D.Harrison 12.0, Clarke 10.5, Darby 5.0, Armstrong 3.0, Griggs 3.0, Strauthers 2.0, Wilkes 2.0, Hopkins 1.5, Schulz 1.5, J.Williams 1.5, J.Robinson 1.0, Team 1.0, **Eagles 60.0, Opponents 60.0**

Leading Tacklers: J.Robinson 143, G.Brown 128, Hopkins 128, Clarke 123, Ellis 107, Griggs 106, J.Williams 97, D.Harrison 93, Wilkes 50, Edwards 48

Pro Bowl Selections: WR Mike Quick

USUAL STARTERS

WR	Kenny Jackson (9)	LDE	Dennis Harrison
	Tony Woodruff (6)	NT	Ken Clarke
LT	Dean Miraldi	RDE	Greg Brown
LG	Steve Kenney	LLB	Reggie Wilkes
C	Mark Dennard	ILB	Jerry Robinson
RG	Ron Baker	ILB	Anthony Griggs
RT	Leonard Mitchell	RLB	Joel Williams
TE	John Spagnola	LCB	Elbert Foules
WR	Mike Quick	RCB	Herman Edwards
QB	Ron Jaworski	SS	Ray Ellis
RB	Wilbert Montgomery	FS	Wes Hopkins
FB	Hubie Oliver		

1985 EAGLES STATISTICS

Record: 7-9, 4th in NFC East
Head Coach: Marion Campbell and Fred Bruney

S-08	L	0-21	at NY Giants	76,141
S-15	L	6-17	LA Rams	60,920
S-22	W	19-6	at Washington	53,748
S-29	L	10-16	NY Giants (OT)	66,696
O-06	L	21-23	at New Orleans	56,364
O-13	W	30-7	St. Louis	48,186
O-20	W	16-14	Dallas	70,114
O-27	W	21-17	Buffalo	60,987
N-03	L	13-24	at San Francisco	58,383
N-10	W	23-17	Atlanta (OT)	63,691
N-17	W	24-14	at St. Louis	39,032
N-24	L	17-34	at Dallas	54,047
D-01	L	23-28	Minnesota	54,688
D-08	L	12-17	Washington	60,737
D-15	L	14-20	at San Diego	45,569
D-22	W	37-35	at Minnesota	49,722

TEAM STATS	EAGLES	OPP
Total First Downs	**292**	**307**
Rushing	82	122
Passing	188	160
Penalty	22	25
3rd Down: Made/Att	**82/232**	**91/234**
3rd Down Pct.	35.3	38.9
4th Down: Made/Att	**7/13**	**4/7**
4th Down Pct.	53.8	57.1
Possession Avg.	**na**	**na**
Total Net Yards	**5216**	**5135**
Avg. Per Game	326.0	320.9
Total Plays	1050	1058
Avg. Per Play	5.0	4.9
Net Yards Rushing	**1630**	**2205**
Avg. Per Game	101.9	137.8
Total Rushes	428	526
Net Yards Passing	**3586**	**2930**
Avg. Per Game	224.1	183.1
Sacked/Yards Lost	55/450	53/359
Gross Yards	4036	3289
Att./Completions	567/290	478/251
Completion Pct.	51.1	52.5
Had Intercepted	28	18
Punts/Average	**91/41.5**	**92/42.6**
Net Punting Avg.	**34.2**	**36.6**
Penalties/Yards	**98/736**	**99/834**
Fumbles/Ball Lost	**25/12**	**27/14**
Touchdowns	**30**	**39**
Rushing	8	17
Passing	19	18
Returns	3	4

Rushing	No.	Yds	Avg	Lg	TD
E.Jackson	282	1028	3.6	59	5
Haddix	67	213	3.2	12	0
Cunnigham	29	205	7.1	37	0
Hunter	27	121	4.5	74t	1
Jaworski	17	35	2.1	31	2
Everett	4	13	3.3	8	0
Horan	1	12	12.0	12	0
Oliver	1	3	3.0	3	0
Eagles	**428**	**1630**	**3.8**	**74t**	**8**
Opponents	**526**	**2205**	**4.2**	**60**	**17**

Receiving	No.	Yds	Avg	Lg	TD
Quick	73	1247	17.1	99t	11
Spagnola	64	772	12.1	35	5
Haddix	43	330	7.7	17	0
K.Jackson	40	692	17.3	54	1
Hunter	28	405	14.7	43	1
R.Johnson	11	186	16.9	37	0
E.Jackson	10	126	12.6	25	1
Garrity	7	142	20.3	34	0
Little	7	82	11.7	28	0
Everett	4	25	6.3	11	0
K.Baker	2	25	12.5	20	0
Oliver	1	4	4.0	4	0
Eagles	**290**	**4036**	**13.9**	**99t**	**19**
Opponents	**251**	**3289**	**13.1**	**46**	**18**

INTs	No.	Yds	Avg	Lg	TD
Hopkins	6	36	6.0	24t	1
Ellis	4	32	8.0	18	0
Edwards	3	8	2.7	3t	1
Cooper	2	13	6.5	13	0
Kraynak	1	26	26.0	26	0
Reichenbach	1	10	10.0	10	0
Young	1	0	0.0	0	0
Eagles	**18**	**125**	**6.9**	**26**	**2**
Opponents	**28**	**474**	**16.9**	**46**	**2**

Punt Returns	Ret	FC	Yds	Avg	Lg	TD
Cooper	43	10	364	8.5	56	0
Waters	1	0	23	23.0	23	0
Hunter	1	0	6	6.0	6	0
Eagles	**45**	**10**	**393**	**8.7**	**56**	**0**
Opponents	**41**	**16**	**462**	**11.3**	**80t**	**1**

Kickoff Returns	No.	Yds	Avg	Lg	TD
Hunter	48	1047	21.8	51	0
Waters	4	74	18.5	23	0
Cooper	3	32	10.7	13	0
Foules	1	7	7.0	7	0
Eagles	**56**	**1160**	**20.7**	**51**	**0**
Opponents	**65**	**1293**	**19.9**	**88**	**0**

Passing	Att	Cmp	Yds	Cmp%	Yds/Att	TD	TD%	Int	Int%	Lg	Sk/Lost	Rat
Jaworski	484	255	3450	52.7	7.13	17	3.5	20	4.1	99t	34/289	70.2
Cunningham	81	34	548	42.0	6.77	1	1.2	8	9.9	69	20/150	29.8
Hunter	2	1	38	50.0	19.00	1	50.0	0	0.0	38t	1/11	135.4
Eagles	**567**	**290**	**4036**	**51.1**	**7.12**	**19**	**3.4**	**28**	**4.9**	**99t**	**55/450**	**65.0**
Opponents	**478**	**251**	**3289**	**52.5**	**6.88**	**18**	**3.8**	**18**	**3.8**	**46**	**53/359**	**71.4**

Score By Periods	Q1	Q2	Q3	Q4	OT	Pts
Eagles	60	72	56	92	6	286
Opponents	69	67	76	92	6	310

Scoring	TD	Ru	Pa	Rt	PAT	FG	2Pt	Pts
McFadden	0	0	0	0	29-29	25-30	0	104
Quick	11	0	11	0			0	66
E.Jackson	6	5	1	0			0	36
Spagnola	5	0	5	0			0	30
Hunter	2	1	1	0			0	12
Jaworski	2	2	0	0			0	12
Edwards	1	0	0	1			0	6
Hopkins	1	0	0	1			0	6
K.Jackson	1	0	1	0			0	6
Little	1	0	0	1			0	6
White (safety)	0	0	0	0			0	2
Eagles	**30**	**8**	**19**	**3**	**29-29**	**25-30**	**0**	**286**
Opponents	**39**	**17**	**18**	**4**	**37-38**	**13-29**	**0**	**310**

Field Goals	1-19	20-29	30-39	40-49	50+
McFadden	0/0	6/6	11/11	6/8	2/5
Eagles	**0/0**	**6/6**	**11/11**	**6/8**	**2/5**
Opponents	**0/1**	**3/4**	**4/8**	**6/13**	**0/3**

McFadden: () (50G,45G,53M) (41G,36G,37G,34G) (41G,43M) () (39G,21G,52G) (39G,33G,36G) () (36G,44G) (30G) (52M,20G) (26G) (29G,33G,25G) (44G) (43M,52M) (26G,43G,35G)

Punting	No	Yds	Avg	Net	TB	Lg	B
Horan	91	3777	41.5	34.2	10	75	0
Eagles	**91**	**3777**	**41.5**	**34.2**	**10**	**75**	**0**
Opponents	**92**	**3918**	**42.6**	**36.6**	**8**	**68**	**2**

Sacks: G.Brown 13.0, White 13.0, Clarke 7.0, Strauthers 5.5, Cobb 5.0, Ellis 2.0, Hopkins 2.0, Wilkes 2.0, Darby 1.5, Cooper 1.0, Creswell 1.0, **Eagles 53.0, Opponents 55.0**

Leading Tacklers: Hopkins 136, G.Brown 124, Reichenbach 119, Clarke 112, Ellis 111, White 100, Cobb 97, Griggs 86, Wilkes 74, Edwards 38

Pro Bowl Selections: FS Wes Hopkins, WR Mike Quick

USUAL STARTERS

WR	Kenny Jackson	LDE	Reggie White
LT	Ken Reeves	NT	Ken Clarke
LG	Steve Kenney	RDE	Greg Brown
C	Mark Dennard	LLB	Reggie Wilkes
RG	Ron Baker	ILB	Mike Reichenbach
RT	Leonard Mitchell	ILB	Anthony Griggs
TE	John Spagnola	RLB	Garry Cobb
WR	Mike Quick	LCB	Roynell Young
QB	Ron Jaworski	RCB	Herman Edwards
RB	Earnest Jackson	SS	Ray Ellis
FB	Michael Haddix	FS	Wes Hopkins

1986 EAGLES STATISTICS

Record: 5-10-1, 4th in NFC East
Head Coach: Buddy Ryan

S-07	L	14-41	at Washington	53,982
S-14	L	10-13	at Chicago (OT)	65,130
S-21	L	7-33	Denver	63,839
S-28	W	34-20	LA Rams	65,646
O-05	W	16-0	at Atlanta	57,104
O-12	L	3-35	at NY Giants	74,221
O-19	L	14-17	Dallas	68,572
O-26	W	23-7	San Diego	41,469
N-02	L	10-13	at St. Louis	33,051
N-09	L	14-17	NY Giants	60,601
N-16	L	11-13	Detroit	54,568
N-23	L	20-24	at Seattle	55,786
N-30	W	33-27	at LA Raiders (OT)	53,338
D-07	T	10-10	St. Louis (OT)	50,148
D-14	W	23-21	at Dallas	46,117
D-21	L	14-21	Washington	61,816

TEAM STATS	EAGLES	OPP
Total First Downs	**287**	**278**
Rushing	113	97
Passing	150	156
Penalty	24	25
3rd Down: Made/Att	**105/273**	**79/230**
3rd Down Pct.	38.5	34.3
4th Down: Made/Att	**5/12**	**9/16**
4th Down Pct.	41.7	56.3
Possession Avg.	**31:57**	**28:03**
Total Net Yards	**4542**	**5224**
Avg. Per Game	283.9	326.5
Total Plays	1117	1043
Avg. Per Play	4.1	5.0
Net Yards Rushing	**2002**	**1989**
Avg. Per Game	125.1	124.3
Total Rushes	499	458
Net Yards Passing	**2540**	**3235**
Avg. Per Game	158.8	202.2
Sacked/Yards Lost	104/708	53/406
Gross Yards	3248	3641
Att./Completions	514/268	532/260
Completion Pct.	52.1	48.9
Had Intercepted	17	23
Punts/Average	**111/41.0**	**97/38.7**
Net Punting Avg.	**33.5**	**32.3**
Penalties/Yards	**102/901**	**115/884**
Fumbles/Ball Lost	**34/10**	**30/13**
Touchdowns	**28**	**39**
Rushing	8	14
Passing	19	21
Returns	1	4

Rushing	No.	Yds	Avg	Lg	TD
Byars	177	577	3.3	32	1
Cunningham	66	540	8.2	20	5
Toney	69	285	4.1	43	1
Haddix	79	276	3.5	18	0
Tautalatasi	51	163	3.2	50	0
Crawford	28	88	3.1	15	1
Jaworski	13	33	2.5	10	0
Cavanaugh	9	26	2.9	11	0
M.Waters	5	8	1.6	5	0
K.Jackson	1	6	6.0	6	0
Teltschik	1	0	0.0	0	0
Eagles	**499**	**2002**	**4.0**	**50**	**8**
Opponents	**458**	**1989**	**4.3**	**84t**	**14**

Receiving	No.	Yds	Avg	Lg	TD
Quick	60	939	15.7	75t	9
Tautalatasi	41	325	7.9	56	2
Spagnola	39	397	10.2	38	1
K.Jackson	30	506	16.9	49	6
Haddix	26	150	5.8	29	0
Little	14	132	9.4	26	0
Toney	13	177	13.6	47	0
Garrity	12	227	18.9	34	0
R.Johnson	11	207	18.8	39	1
Byars	11	44	4.0	17	0
P.Smith	6	94	15.7	36	0
M.Waters	2	27	13.5	19	0
Darby	2	16	8.0	13	0
Duckworth	1	7	7.0	7	0
Eagles	**268**	**3248**	**12.1**	**75t**	**19**
Opponents	**260**	**3641**	**14.0**	**84t**	**21**

INTs	No.	Yds	Avg	Lg	TD
A.Waters	6	39	6.5	21	0
Young	6	9	1.5	9	0
Cooper	3	20	6.7	20	0
A.Johnson	3	6	2.0	9	0
Hoage	1	18	18.0	18	0
Foules	1	14	14.0	14	0
Schulz	1	11	11.0	11	0
Joyner	1	4	4.0	4	0
Cobb	1	3	3.0	3	0
Eagles	**23**	**124**	**5.4**	**21**	**0**
Opponents	**17**	**192**	**11.3**	**32t**	**1**

Kickoff Returns	No.	Yds	Avg	Lg	TD
Crawford	27	497	18.4	36	0
Tautalatasi	18	344	19.1	51	0
Byars	2	47	23.5	31	0
Cooper	2	42	21.0	24	0
Quick	2	6	3.0	6	0
Schulz	1	9	9.0	9	0
Simmons	1	0	0.0	0	0
Eagles	**53**	**945**	**17.8**	**51**	**0**
Opponents	**62**	**1261**	**20.3**	**40**	**0**

Score By Periods	Q1	Q2	Q3	Q4	OT	Pts
Eagles	66	51	48	85	6	256
Opponents	50	75	86	98	3	312

Scoring	TD	Ru	Pa	Rt	PAT	FG	2Pt	Pts
McFadden	0	0	0	0	26-27	20-31	0	86
Quick	9	0	9	0			0	54
K.Jackson	6	0	6	0			0	36
Cunningham	5	5	0	0			0	30
Tautalatasi	2	0	2	0			0	12
Byars	1	1	0	0			0	6
Crawford	1	1	0	0			0	6
Garrity	1	0	0	1			0	6
R.Johnson	1	0	1	0			0	6
Spagnola	1	0	1	0			0	6
Toney	1	1	0	0			0	6
Brown (safety)	0	0	0	0			0	2
Eagles	**28**	**8**	**19**	**1**	**26-27**	**20-31**	**0**	**256**
Opponents	**39**	**14**	**21**	**4**	**37-39**	**13-26**	**0**	**312**

** Opponents registered one safety*

Field Goals	1-19	20-29	30-39	40-49	50+
McFadden	0/0	6/6	10/12	3/10	1/3
Eagles	**0/0**	**6/6**	**10/12**	**3/10**	**1/3**
Opponents	**1/1**	**5/6**	**5/9**	**1/8**	**1/2**

Punting	No	Yds	Avg	Net	TB	Lg	B
Teltschik	108	4493	41.6	33.6	10	62	1
Cunningham	2	54	27.0	25.5	0	39	0
Eagles	**111**	**4547**	**41.0**	**33.5**	**10**	**62**	**1**
Opponents	**97**	**3751**	**38.7**	**32.3**	**12**	**68**	**2**

Punt Returns	Ret	FC	Yds	Avg	Lg	TD
Garrity	17	7	187	11.0	76t	1
Cooper	16	7	139	8.7	58	0
M.Waters	7	1	130	4.3	13	0
P.Smith	4	1	18	4.5	7	0
Eagles	**44**	**16**	**374**	**8.5**	**76t**	**1**
Opponents	**63**	**13**	**634**	**10.1**	**75t**	**2**

Sacks: White 18.0, Brown 9.0, Clarke 8.0, Cobb 6.0, Jiles 2.0, Joyner 2.0, Simmons 2.0, A.Waters 2.0, Cooper 1.0, Darby 1.0, A.Johnson 1.0, Singletary 1.0, **Eagles 53.0, Opponents 104.0**

Leading Tacklers: Reichenbach 129, A.Waters 129, Hoage 112, Cobb 102, White 98, Brown 88, Clarke 73, A.Johnson 71, Cooper 62, Young 52

Pro Bowl Selections: WR Mike Quick, DE Reggie White

Passing	Att	Cmp	Yds	Cmp%	Yds/Att	TD	TD%	Int	Int%	Lg	Sk/Lost	Rat
Jaworski	245	128	1405	52.2	5.73	8	3.3	6	2.4	56	22/156	70.2
Cunningham	209	111	1391	53.1	6.66	8	3.8	7	3.3	75t	72/489	72.9
Cavanaugh	58	28	397	48.3	6.84	2	3.4	4	6.9	49	9/56	53.6
Byars	2	1	55	50.0	27.50	1	50.0	0	0.0	55t	1/7	135.4
Eagles	**514**	**268**	**3248**	**52.1**	**6.32**	**19**	**3.7**	**17**	**3.3**	**75t**	**104/708**	**70.4**
Opponents	**532**	**260**	**3641**	**48.9**	**6.84**	**21**	**3.9**	**23**	**4.3**	**84t**	**53/406**	**66.5**

USUAL STARTERS

WR	Mike Quick	LDE	Reggie White (9)
LT	Tom Jelesky (7)		Byron Darby (7)
	Ken Reeves (6)	LDT	Ken Clarke
LG	Ken Reeves (9)	RDT	Reggie White (7)
	Nick Haden (6)		Reggie Singletary (5)
C	Matt Darwin	RDE	Greg Brown
RG	Ron Baker	LLB	Garry Cobb
RT	Leonard Mitchell	MLB	Mike Reichenbach
TE	John Spagnola	RLB	Alonzo Johnson (9)
WR	Kenny Jackson		Seth Joyner (7)
QB	Ron Jaworski (9)	LCB	Roynell Young
	Randall Cunningham (5)	RCB	Evan Cooper
RB	Keith Byars (8)	SS	Andre Waters
	Charles Crawford (5)	FS	Terry Hoage
FB	Michael Haddix (9)		
	Anthony Toney (5)		

1987 EAGLES STATISTICS

Record: 7-8, 4th in NFC East
Head Coach: Buddy Ryan

S-13	L	24-34	at Washington	52,188
S-20	W	27-17	New Orleans	57,485
O-04	L	3-35	Chicago	4,074
O-11	L	22-41	at Dallas	40,622
O-18	L	10-16	at Green Bay (OT)	35,842
O-25	W	37-20	Dallas	61,630
N-01	W	28-23	at St. Louis	24,586
N-08	W	31-27	Washington	63,609
N-15	L	17-20	NY Giants	66,172
N-22	L	19-31	St. Louis	55,592
N-29	W	34-31	at New England (OT)	54,198
D-06	L	20-23	at NY Giants (OT)	65,874
D-13	L	10-28	Miami	63,841
D-20	W	38-27	at NY Jets	30,572
D-27	W	17-7	Buffalo	57,547

Note: Game of Sept. 27 at San Francisco cancelled due to the NFL players' strike ... games of Oct. 4 - Oct. 18 were "replacement games" played with replacement players during strike.

TEAM STATS	EAGLES	OPP
Total First Downs	**289**	**301**
Rushing	112	85
Passing	154	186
Penalty	23	30
3rd Down: Made/Att	**75/241**	**69/216**
3rd Down Pct.	31.1	31.9
4th Down: Made/Att	**8/19**	**7/17**
4th Down Pct.	42.1	41.2
Possession Avg.	**na**	**na**
Total Net Yards	**5077**	**5249**
Avg. Per Game	338.5	349.9
Total Plays	1101	1046
Avg. Per Play	4.6	5.0
Net Yards Rushing	**2027**	**1643**
Avg. Per Game	135.1	109.5
Total Rushes	509	428
Net Yards Passing	**3050**	**3606**
Avg. Per Game	203.3	240.4
Sacked/Yards Lost	72/511	57/452
Gross Yards	3561	4058
Att./Completions	520/283	561/305
Completion Pct.	54.4	54.4
Had Intercepted	16	21
Punts/Average	**102/37.0**	**88/37.1**
Net Punting Avg.	**31.4**	**33.4**
Penalties/Yards	**116/919**	**105/830**
Fumbles/Ball Lost	**44/19**	**41/27**
Touchdowns	**40**	**47**
Rushing	12	16
Passing	26	29
Returns	2	2

Sacks: White 21.0, Simmons 6.0, J.Brown 4.0, Joyner 4.0, Smalls 2.5, Grooms 2.0, Phillips 2.0, Pitts 2.0, Clarke 1.5, Jiles 1.5, Battaglia 1.0, C.Brown 1.0, Cobb 1.0, Frizzell 1.0, Griffin 1.0, Hoage 1.0, Lee 1.0, Mitchell 1.0, Reichenbach 1.0, West 1.0, Auer 0.5, **Eagles 57.0, Opponents 72.0**

Rushing	No.	Yds	Avg	Lg	TD
Cunningham	76	505	6.6	45	3
Toney	127	473	3.7	36	5
Byars	116	426	3.7	30	3
Haddix	59	165	2.8	11	0
R.Brown	39	136	3.5	23	0
Robinson	24	114	4.8	18	0
Tautalatasi	26	69	2.7	17	0
Ross	14	54	3.9	12	1
Teltschik	3	32	10.7	23	0
Jackson	6	27	4.5	10	0
Grant	1	20	20.0	20	0
Morse	6	14	2.3	7	0
Tinsley	4	2	0.5	2	0
Clemons	3	0	0.0	0	0
Horn	1	0	0.0	0	0
Cavanaugh	1	-2	-2.0	-2	0
Merkens	3	-8	-2.7	1	0
Eagles	**509**	**2027**	**4.0**	**45**	**12**
Opponents	**428**	**1643**	**3.8**	**62t**	**16**

Receiving	No.	Yds	Avg	Lg	TD
Quick	46	790	17.2	61t	11
Toney	39	341	8.7	33	1
Spagnola	36	350	9.7	22	2
Tautalatasi	25	176	7.0	22	0
Jackson	21	471	22.4	70t	3
Byars	21	177	8.4	30	1
Grant	16	280	17.5	41	0
Garrity	12	242	20.2	41	2
Siano	9	137	15.2	34	1
Bailey	8	69	8.6	19	0
R.Brown	8	53	6.6	14	0
Giles	7	95	13.6	40t	1
Haddix	7	58	8.3	23	0
Bowman	6	127	21.2	62t	1
Carter	5	84	16.8	25	2
Repko	5	46	9.2	12	0
Ross	5	41	8.2	17	0
Robinson	2	9	4.5	5	0
Clemons	1	13	13.0	13t	1
Little	1	8	8.0	8	0
Morse	1	8	8.0	8	0
Cunningham	1	-3	-3.0	-3	0
Singletary	1	-11	-11.0	-11	0
Eagles	**283**	**3561**	**12.6**	**70t**	**26**
Opponents	**305**	**4058**	**13.3**	**77t**	**29**

Punting	No	Yds	Avg	Net	TB	Lg	B
Teltschik	82	3131	38.2	32.0	4	60	1
Jacobs	10	369	36.9	30.5	0	44	1
Royals	5	209	41.8	30.6	1	48	0
Merkins	2	61	30.5	20.3	0	38	1
Eagles	**102**	**3770**	**37.0**	**31.4**	**5**	**60**	**3**
Opponents	**88**	**3262**	**37.1**	**33.4**	**6**	**65**	**0**

Score By Periods	Q1	Q2	Q3	Q4	OT	Pts
Eagles	46	118	86	84	3	337
Opponents	88	133	65	85	9	380

Pro Bowl Selections: WR Mike Quick, DE Reggie White

Passing	Att	Cmp	Yds	Cmp%	Yds/Att	TD	TD%	Int	Int%	Lg	Sk/Lost	Rat
Cunningham	406	223	2786	54.9	6.86	23	5.7	12	3.0	70t	54/380	83.0
Tinsley	86	48	637	55.8	7.41	3	3.5	4	4.7	62t	6/55	71.7
Merkens	14	7	70	50.0	5.00	0	0.0	0	0.0	17	10/62	64.6
Horn	11	5	68	45.5	6.18	0	0.0	0	0.0	23	1/7	65.7
Carter	1	0	0	0.0	0.0	0	0.0	0	0.0	--	0/0	39.6
Grant	1	0	0	0.0	0.0	0	0.0	0	0.0	--	0/0	39.6
Toney	1	0	0	0.0	0.0	0	0.0	0	0.0	--	0/0	39.6
Teltschik	0	0	0	---	---	0	---	0	---	--	1/7	---
Eagles	**520**	**283**	**3561**	**54.4**	**6.85**	**26**	**5.0**	**16**	**3.1**	**70t**	**72/511**	**79.8**
Opponents	**561**	**305**	**4058**	**54.4**	**7.23**	**29**	**5.2**	**21**	**3.7**	**77t**	**57/452**	**79.2**

Scoring	TD	Ru	Pa	Rt	PAT	FG	2Pt	Pts
McFadden	0	0	0	0	36/36	16/26	0	84
Quick	11	0	11	0			0	66
Toney	6	5	1	0			0	36
Byars	4	3	1	0			0	24
Cunningham	3	3	0	0			0	18
Jackson	3	0	3	0			0	18
Carter	2	0	2	0			0	12
Garrity	2	0	2	0			0	12
Spagnola	2	0	2	0			0	12
Jacobs	0	0	0	0	2/4	3/5	0	11
Bowman	1	0	1	0			0	6
Clemons	1	0	1	0			0	6
Giles	1	0	1	0			0	6
Joyner	1	0	0	1			0	6
Ross	1	1	0	0			0	6
Siano	1	0	1	0			0	6
White	1	0	0	1			0	6
Team (safety)	0	0	0	0			0	2
Eagles	**40**	**12**	**26**	**2**	**38/40**	**19/31**	**0**	**337**
Opponents	**47**	**16**	**29**	**2**	**44/46**	**18/29**	**0**	**380**

Field Goals	1-19	20-29	30-39	40-49	50+
McFadden	1/1	3/4	6/10	6/9	0/2
Jacobs	0/0	1/1	0/1	2/3	0/0
Eagles	**1/1**	**4/5**	**6/11**	**8/12**	**0/2**
Opponents	**0/0**	**8/8**	**0/3**	**7/14**	**3/4**

INTs	No.	Yds	Avg	Lg	TD
Foules	4	6	1.5	6	0
Waters	3	63	21.0	63	0
Joyner	2	42	21.0	29	0
Kullman	2	25	12.5	13	0
Brown	2	7	3.5	6	0
Hoage	2	3	1.5	3	0
Cooper	2	0	0.0	0	0
Young	1	30	30.0	30	0
Evans	1	12	12.0	12	0
C.Brown	1	9	9.0	9	0
West	1	0	0.0	0	0
Eagles	**21**	**197**	**9.4**	**63**	**0**
Opponents	**16**	**68**	**4.3**	**25**	**0**

Kickoff Returns	No.	Yds	Avg	Lg	TD
Morse	24	386	16.1	28	0
Carter	12	241	20.1	33	0
Bowman	7	153	21.9	32	0
Cooper	5	86	17.2	24	0
Reid	4	58	14.5	19	0
Tautalatasi	3	53	17.7	32	0
Lavette	2	37	18.5	19	0
Haddix	2	16	8.0	9	0
Turrall	1	21	21.0	21	0
R.Brown	1	20	20.0	20	0
C.Brown	1	13	13.0	13	0
Siano	1	13	13.0	13	0
Ulmer	1	8	8.0	8	0
Alexander	1	6	6.0	6	0
Reeves	0	1	--	1	0
Clemons	1	0	0.0	0	0
Eagles	**66**	**1112**	**16.8**	**33**	**0**
Opponents	**59**	**1276**	**21.6**	**54**	**0**

USUAL STARTERS

WR	Mike Quick	LDE	Reggie White
LT	Matt Darwin	LDT	Ken Clarke
LG	Adam Schreiber	RDT	Jerome Brown
C	Gerry Feehery	RDE	Clyde Simmons
RG	Ron Baker	LLB	Seth Joyner
RT	Joe Conwell	MLB	Mike Reichenbach
TE	John Spagnola	RLB	Garry Cobb (7)
WR	Kenny Jackson		Dwayne Jiles (5)
QB	Randall Cunnigham	LCB	Roynell Young
RB	Keith Byars	RCB	Elbert Foules (8)
FB	Anthony Toney		William Frizzell (4)

1988 EAGLES STATISTICS

Record: 10-6, 1st in NFC East
Head Coach: Buddy Ryan

S-04	W	41-14	at Tampa Bay	43,502
S-11	L	24-28	Cincinnati	43,502
S-19	L	10-17	at Washington	53,920
S-25	L	21-23	at Minnesota	56,012
O-02	W	32-23	Houston	64,692
O-10	W	24-13	NY Giants	63,736
O-16	L	3-19	at Cleveland	78,787
O-23	W	24-23	Dallas	66,309
O-30	L	24-27	Atlanta	60,091
N-06	W	30-24	LA Rams	65,624
N-13	W	27-26	at Pittsburgh	46,026
N-20	W	23-17	at NY Giants (OT)	43,621
N-27	W	31-21	Phoenix	57,918
D-04	L	19-20	Washington	65,947
D-10	W	23-17	at Phoenix	54,832
D-18	W	23-7	at Dallas	46,131
NFC DIVISIONAL PLAYOFF				
D-31	L	12-20	at Chicago	65,534

TEAM STATS	EAGLES	OPP
Total First Downs	**318**	**311**
Rushing	105	85
Passing	179	199
Penalty	34	27
3rd Down: Made/Att	**92/246**	**75/225**
3rd Down Pct.	37.4	33.3
4th Down: Made/Att	**8/12**	**10/19**
4th Down Pct.	66.7	52.6
Possession Avg.	**na**	**na**
Total Net Yards	**5430**	**5799**
Avg. Per Game	339.4	362.4
Total Plays	1102	1086
Avg. Per Play	4.9	5.3
Net Yards Rushing	**1945**	**1652**
Avg. Per Game	121.6	103.3
Total Rushes	464	466
Net Yards Passing	**3485**	**4147**
Avg. Per Game	217.8	259.2
Sacked/Yards Lost	57/442	42/296
Gross Yards	3927	4443
Att./Completions	581/309	578/309
Completion Pct.	53.2	53.5
Had Intercepted	17	32
Punts/Average	**104/39.7**	**85/37.8**
Net Punting Avg.	**34.3**	**32.4**
Penalties/Yards	**115/907**	**115/897**
Fumbles/Ball Lost	**29/9**	**28/12**
Touchdowns	**44**	**37**
Rushing	17	11
Passing	25	23
Returns	2	3

Rushing	No.	Yds	Avg	Lg	TD
Cunningham	93	624	6.7	33t	6
Byars	152	517	3.4	52	6
Toney	139	502	3.6	20	4
Haddix	57	185	3.2	15	0
Hoage	1	38	38.0	38t	1
Teltschik	2	36	18.0	23	0
Tautalatasi	14	28	2.0	9	0
Abercrombie	5	14	2.8	5	0
Carter	1	1	1.0	1	0
Eagles	**464**	**1945**	**4.2**	**52**	**17**
Opponents	**466**	**1652**	**3.5**	**65**	**11**

Receiving	No.	Yds	Avg	Lg	TD
Keith Jackson	81	869	10.7	41	6
Byars	72	705	9.8	37t	4
Carter	39	761	19.5	80t	6
Toney	34	256	7.5	24	1
Quick	22	508	23.1	55t	4
R.Johnson	19	417	21.9	54	2
Garrity	17	208	12.2	20	1
Haddix	12	82	6.8	14	0
Giles	6	57	9.5	17	1
Tautalatasi	5	48	9.6	21	0
Konecny	1	18	18.0	18	0
Abercrombie	1	-2	-2.0	-2	0
Eagles	**309**	**3927**	**12.7**	**80t**	**25**
Opponents	**309**	**4443**	**14.4**	**93t**	**23**

INTs	No.	Yds	Avg	Lg	TD
Hoage	8	116	14.5	38	0
Allen	5	76	15.2	21	0
Hopkins	5	21	4.2	11	0
Joyner	4	96	24.0	30	0
Frizzell	3	19	6.3	13	0
Waters	3	19	6.3	14	0
Young	2	5	2.5	5	0
Everett	1	0	0.0	0	0
Brown	1	-5	-5.0	-5	0
Bell	0	24	--	24	0
Eagles	**32**	**371**	**11.6**	**38**	**0**
Opponents	**17**	**98**	**5.8**	**29**	**0**

Punting	No	Yds	Avg	Net	TB	Lg	B
Teltschik	98	3958	40.4	33.9	8	70	3
Cunningham	3	167	55.7	49.7	0	58	0
Eagles	**104**	**4125**	**39.7**	**34.3**	**8**	**70**	**3**
Opponents	**85**	**3209**	**37.8**	**32.4**	**11**	**56**	**3**

Punt Returns	Ret	FC	Yds	Avg	Lg	TD
Konecny	33	25	233	7.1	24	0
Eagles	**33**	**25**	**233**	**7.1**	**24**	**0**
Opponents	**47**	**27**	**393**	**8.4**	**68**	**0**

Passing	Att	Cmp	Yds	Cmp%	Yds/Att	TD	TD%	Int	Int%	Lg	Sk/Lost	Rat
Cunningham	560	301	3808	53.8	6.80	24	4.3	16	2.9	80t	57/442	77.6
Cavanaugh	16	7	101	43.8	6.31	1	6.3	1	6.3	42	0/0	59.6
Teltschik	3	1	18	33.3	6.00	0	0.0	0	0.0	18	0/0	54.9
Byars	2	0	0	0.0	0.00	0	0.0	0	0.0	--	0/0	39.6
Eagles	**581**	**309**	**3927**	**53.2**	**6.76**	**25**	**4.3**	**17**	**2.9**	**80t**	**57/442**	**76.7**
Opponents	**578**	**309**	**4443**	**53.5**	**7.69**	**23**	**4.0**	**32**	**5.5**	**93t**	**42/296**	**68.9**

Score By Periods	Q1	Q2	Q3	Q4	OT	Pts
Eagles	76	131	65	101	6	379
Opponents	111	47	73	88	0	319

Scoring	TD	Ru	Pa	Rt	PAT	FG	2Pt	Pts
Zendejas	0	0	0	0	30/31	19/24	0	87
Byars	10	6	4	0			0	60
Carter	7	0	6	1			0	42
Cunningham	6	6	0	0			0	36
Kei.Jackson	6	0	6	0			0	36
Toney	5	4	1	0			0	30
Quick	4	0	4	0			0	24
Dorsey	0	0	0	0	9/9	4/7	0	21
Johnson	2	0	2	0			0	12
Simmons (safety)	1	0	0	1			0	8
Garrity	1	0	1	0			0	6
Giles	1	0	1	0			0	6
Hoage	1	1	0	0			0	6
Dawson	0	0	0	0	3/3	0/1	0	3
Jenkins (safety)	0	0	0	0			0	2
Eagles	**44**	**17**	**25**	**2**	**42/43**	**23/32**	**0**	**379**
Opponents	**37**	**11**	**23**	**3**	**35/37**	**20/29**	**0**	**319**

** Opponents registered one safety*

Field Goals	1-19	20-29	30-39	40-49	50+
Zendejas	2/2	6/6	7/9	3/4	1/3
Dorsey	0/0	3/3	1/2	0/2	0/0
Dawson	0/0	0/1	0/0	0/0	0/0
Eagles	**2/2**	**9/10**	**8/11**	**3/6**	**1/3**
Opponents	**0/0**	**9/12**	**6/7**	**4/8**	**1/2**

Kickoff Returns	No.	Yds	Avg	Lg	TD
Beals	34	625	18.4	32	0
Konecny	17	276	16.2	25	0
Abercrombie	5	87	17.4	31	0
Byars	2	20	10.0	14	0
Jenkins	1	20	20.0	20	0
Bartlett	0	0	0.0	0	0
Eagles	**59**	**1028**	**17.4**	**32**	**0**
Opponents	**63**	**1266**	**20.1**	**73**	**0**

Sacks: White 18.0, Simmons 8.0, Brown 5.0, Joyner 3.5, Hoage 2.0, Pitts 1.5, Bartlett 1.0, Golic 1.0, Reichenbach 1.0, Bell 0.5, Waters 0.5,
Eagles 42.0, Opponents 57.0

Leading Tacklers: Waters 154, Hopkins 146, Joyner 136, White 133, Pitts 121, Brown 101, Bell 92, Simmons 89, Reichenbach 84, Allen 65

Pro Bowl Selections: QB Randall Cunningham, TE Keith Jackson, DE Reggie White

USUAL STARTERS

WR	Mike Quick	LDE	Reggie White
LT	Matt Darwin	LDT	Mike Pitts
LG	David Alexander	RDT	Jerome Brown
C	Dave Rimington	RDE	Clyde Simmons
RG	Reggie Singletary (9)	LLB	Seth Joyner
	Ron Baker (7)	MLB	Mike Reichenbach
RT	Ron Heller	RLB	Todd Bell
TE	Keith Jackson	LCB	Roynell Young
WR	Cris Carter	RCB	Eric Allen
QB	Randall Cunningham	SS	Andre Waters
RB	Keith Byars	FS	Wes Hopkins
FB	Anthony Toney		

1989 EAGLES STATISTICS

Record: 11-5, 2nd in NFC East
Head Coach: Buddy Ryan

S-10	W	31-7	Seattle	64,287
S-17	W	42-37	at Washington	53,493
S-24	L	28-38	San Francisco	66,042
O-02	L	13-27	at Chicago	66,625
O-08	W	21-19	NY Giants	65,688
O-15	W	17-5	at Phoenix	42,620
O-22	W	10-7	LA Raiders	64,019
O-29	W	28-24	at Denver	75,065
N-05	L	17-20	at San Diego	47,019
N-12	L	3-10	Washington	65,443
N-19	W	10-9	Minnesota	65,944
N-23	W	27-0	at Dallas	54,444
D-03	W	24-17	at NY Giants	74,809
D-10	W	20-10	Dallas	59,842
D-18	L	20-30	at New Orleans	59,218
D-24	W	31-14	Phoenix	43,287
NFC WILD CARD				
D-31	L	7-21	LA Rams	57,869

TEAM STATS	EAGLES	OPP
Total First Downs	**321**	**281**
Rushing	120	81
Passing	171	171
Penalty	30	29
3rd Down: Made/Att	**97/246**	**79/217**
3rd Down Pct.	39.4	36.4
4th Down: Made/Att	**6/13**	**5/15**
4th Down Pct.	46.2	33.3
Possession Avg.	**30:43**	**29:17**
Total Net Yards	**5320**	**4894**
Avg. Per Game	332.5	305.9
Total Plays	1123	1017
Avg. Per Play	4.7	4.8
Net Yards Rushing	**2208**	**1605**
Avg. Per Game	138.0	100.3
Total Rushes	540	426
Net Yards Passing	**3112**	**3289**
Avg. Per Game	194.5	205.6
Sacked/Yards Lost	45/343	62/424
Gross Yards	3455	3713
Att./Completions	538/294	529/258
Completion Pct.	54.6	48.8
Had Intercepted	16	30
Punts/Average	**87/39.0**	**85/42.0**
Net Punting Avg.	**35.3**	**35.5**
Penalties/Yards	**114/938**	**118/956**
Fumbles/Ball Lost	**43/16**	**44/26**
Touchdowns	**40**	**33**
Rushing	14	6
Passing	23	26
Returns	3	1

Leading Tacklers: Evans 184, Hopkins 140, Waters 137, Simmons 135, Brown 132, White 123, Joyner 123, Pitts 110, Jenkins 82.

Pro Bowl Selections: CB Eric Allen, QB Randall Cunningham, TE Keith Jackson, DE Reggie White

Sacks: Simmons 15.5, White 11.0, Brown 10.5, Pitts 7.0, Joyner 5.0, Hopkins 3.5, Golic 3.0, A.Harris 2.0, Evans 2.0, Frizzell 1.5, Waters 1.0,
Eagles 62.0, Opponents 45.0

Rushing	No.	Yds	Avg	Lg	TD
Cunningham	104	621	6.0	51	4
Toney	172	582	3.4	44	3
Byars	133	452	3.4	16t	5
Higgs	49	184	3.8	13	0
Sherman	40	177	4.4	37	2
Drummond	32	127	4.0	16	0
Reichenbach	1	30	30.0	30	0
Teltschik	1	23	23.0	23	0
Carter	2	16	8.0	11	0
Runager	2	5	2.5	5	0
R.Johnson	1	3	3.0	3	0
Cavanaugh	2	-3	-1.5	0	0
Carson 1	1	-9	-9.0	-9	0
Eagles	**540**	**2208**	**4.1**	**51**	**14**
Opponents	**426**	**1605**	**3.8**	**58**	**6**

Receiving	No.	Yds	Avg	Lg	TD
Byars	68	721	10.6	60	0
Kei.Jackson	63	648	10.3	33	3
Carter	45	605	13.4	42	11
R.Johnson	20	295	14.8	34	1
Toney	19	124	6.5	15	0
Drummond	17	180	10.6	21	1
Giles	16	225	14.1	66t	2
Quick	13	228	17.5	40	2
Garrity	13	209	16.1	31	2
Sherman	8	85	10.6	17	0
H.Williams	4	32	8.0	11	0
Higgs	3	9	3.0	8	0
Edwards	2	74	37.0	66	0
Little	2	8	4.0	7	1
Carson	1	12	12.0	12	0
Eagles	**294**	**3455**	**11.8**	**66t**	**23**
Opponents	**258**	**3713**	**14.4**	**80t**	**26**

INTs	No.	Yds	Avg	Lg	TD
Allen	8	38	4.8	18	0
Everett	4	64	16.0	30t	1
Frizzell	4	58	14.5	27	0
Jenkins	4	58	14.5	22	0
Evans	3	23	7.7	15	0
A.Harris	2	18	9.0	11	0
Simmons	1	60	60.0	60t	1
Golic	1	28	28.0	28	0
Waters	1	20	20.0	20	0
Bell	1	18	18.0	18	0
Joyner	1	0	0.0	0	0
Eagles	**30**	**375**	**12.5**	**60t**	**2**
Opponents	**16**	**147**	**9.2**	**37**	**0**

Punting	No	Yds	Avg	Net	TB	Lg	B
Teltschik	57	2246	39.4	35.3	3	58	0
Runager	17	568	33.4	30.5	1	52	0
Tuten	7	256	36.6	33.6	1	45	0
Cunningham	6	319	53.2	51.7	0	91	0
Eagles	**87**	**3389**	**39.0**	**35.3**	**5**	**91**	**0**
Opponents	**85**	**3571**	**42.0**	**35.5**	**11**	**71**	**1**

Punt Returns	Ret	FC	Yds	Avg	Lg	TD
H.Williams	30	7	267	8.9	24	0
Edwards	7	5	64	9.1	28	0
Eagles	**37**	**12**	**331**	**8.9**	**28**	**0**
Opponents	**37**	**21**	**215**	**5.8**	**16**	**0**

Passing	Att	Cmp	Yds	Cmp%	Yds/Att	TD	TD%	Int	Int%	Lg	Sk/Lost	Rat
Cunningham	532	290	3400	54.5	6.39	21	3.9	15	2.8	66t	45/343	75.5
Cavanaugh	5	3	33	60.0	6.60	1	20.0	1	20.0	13t	0/0	79.6
Ruzek	1	1	22	100.0	22.00	1	100.0	0	0.0	22t	0/0	158.3
Eagles	**538**	**294**	**3455**	**54.6**	**6.42**	**23**	**4.3**	**16**	**3.0**	**66t**	**45/343**	**76.2**
Opponents	**529**	**258**	**3713**	**48.8**	**7.02**	**26**	**4.9**	**30**	**5.7**	**80t**	**62/424**	**64.7**

Score By Periods	Q1	Q2	Q3	Q4	OT	Pts
Eagles	61	91	84	106	0	342
Opponents	74	74	47	79	0	274

Scoring	TD	Ru	Pa	Rt	PAT	FG	2Pt	Pts
Carter	11	0	11	0			0	66
Zendejas	0	0	0	0	23/23	9/15	0	50
Ruzek	0	0	0	0	14/14	8/11	0	38
Byars	5	5	0	0			0	30
Cunningham	4	4	0	0			0	24
Kei.Jackson	3	0	3	0			0	18
Toney	3	3	0	0			0	18
DeLine	0	0	0	0	3/3	3/7	0	12
Garrity	2	0	2	0			0	12
Giles	2	0	2	0			0	12
Quick	2	0	2	0			0	12
Sherman	2	2	0	0			0	12
Drummond	1	0	1	0			0	6
Everett	1	1	0	0			0	6
R.Johnson	1	0	1	0			0	6
Little	1	0	1	0			0	6
Simmons	1	0	0	1			0	6
Waters	1	0	0	1			0	6
A.Harris (safety)	0	0	0	0			0	2
Eagles	**40**	**14**	**23**	**3**	**40/40**	**20/33**	**0**	**342**
Opponents	**33**	**6**	**26**	**1**	**30/33**	**14/26**	**0**	**274**

** Opponents registered two safeties*

Field Goals	1-19	20-29	30-39	40-49	50+
Zendejas	1/1	2/2	3/5	3/7	0/0
Ruzek	1/1	2/3	4/6	1/1	0/0
DeLine	0/0	0/0	1/2	2/5	0/0
Eagles	**2/2**	**4/5**	**8/13**	**6/13**	**0/0**
Opponents	**1/1**	**4/5**	**3/8**	**6/11**	**0/1**

Ruzek: Dallas Weeks 1-9 - () () () (19G,53N,33G) (46N) (43N,48N) () (31N,37G) (35N,20G,43G) ... Phila. Weeks 12-16 - (36G,38G) (35G) (30N,29G,46G) (21G,19G,20N) (34N,39G)
Zendejas: Weeks 1-8 - (23G,33N) (33N) (35G,35G,44G,20G) (47G,45N,19G) () (40N,42G) (41N,34G) (41N)
DeLine: Weeks 9-11...(48N,43G) (49G) (34G,45N,32N,46N)
Opponents: () (25G) (32G) () (25G,41G,39N,45G,24G) (41G) (28N,42N) (18G) (33N,23G,49G) (34G,35N) (37N,49G) (45N) (47N,38G) (42N,47G) (55N) (39N,45N)

Kickoff Returns	No.	Yds	Avg	Lg	TD
Higgs	16	293	18.3	30	0
H.Williams	14	249	17.8	28	0
Sherman	13	222	17.1	45	0
Edwards	3	23	7.7	11	0
Little	2	14	7.0	12	0
Byars	1	27	27.0	27	0
Eagles	**49**	**828**	**16.9**	**45**	**0**
Opponents	**60**	**1307**	**21.8**	**93t**	**1**

USUAL STARTERS

WR	Ron Johnson (9)	LDE	Reggie White
	Mike Quick (5)	LDT	Mike Pitts
LT	Matt Darwin	RDT	Jerome Brown
LG	Mike Schad	RDE	Clyde Simmons
C	David Alexander	LLB	Seth Joyner
RG	Ron Solt	MLB	Byron Evans
RT	Ron Heller	RLB	Al Harris
TE	Keith Jackson	LCB	Izel Jenkins
WR	Cris Carter	RCB	Eric Allen
QB	Randall Cunningham	SS	Andre Waters
RB	Keith Byars	FS	Wes Hopkins
FB	Anthony Toney		

1990 EAGLES STATISTICS

Record: 10-6, 2nd in NFC East
Head Coach: Buddy Ryan

S-09	L	20-27	at NY Giants	76,202
S-16	L	21-23	Phoenix	64,396
S-23	W	27-21	at LA Rams	63,644
S-30	L	23-24	Indianapolis	62,067
O-15	W	32-24	Minnesota	66,296
O-21	L	7-13	at Washington	53,567
O-28	W	21-20	at Dallas	62,605
N-04	W	48-20	New England	65,514
N-12	W	28-14	Washington	65,857
N-18	W	24-23	at Atlanta	53,755
N-25	W	31-13	NY Giants	66,706
D-02	L	23-30	at Buffalo	79,320
D-09	L	20-23	at Miami (OT)	67,034
D-16	W	31-0	Green Bay	65,627
D-23	W	17-3	Dallas	63,895
D-29	W	23-21	at Phoenix	31,796
NFC WILD CARD				
J-05	L	6-20	Washington	65,287

TEAM STATS	EAGLES	OPP
Total First Downs	**325**	**251**
Rushing	132	59
Passing	170	169
Penalty	23	23
3rd Down: Made/Att	**90/218**	**68/217**
3rd Down Pct.	41.3	31.3
4th Down: Made/Att	**9/12**	**8/18**
4th Down Pct.	75.0	44.4
Possession Avg.	**33:19**	**26:41**
Total Net Yards	**5700**	**4660**
Avg. Per Game	356.3	291.3
Total Plays	1069	948
Avg. Per Play	5.3	4.9
Net Yards Rushing	**2556**	**1169**
Avg. Per Game	159.8	73.1
Total Rushes	540	337
Net Yards Passing	**3144**	**3491**
Avg. Per Game	196.5	218.2
Sacked/Yards Lost	50/438	45/280
Gross Yards	3582	3771
Att./Completions	479/281	566/273
Completion Pct.	58.7	48.2
Had Intercepted	13	19
Punts/Average	**74/40.9**	**86/40.3**
Net Punting Avg.	**35.5**	**34.4**
Penalties/Yards	**120/981**	**94/706**
Fumbles/Ball Lost	**32/15**	**32/11**
Touchdowns	**48**	**33**
Rushing	10	9
Passing	34	23
Returns	4	1

Sacks: White 14.0, Simmons 8.0, Joyner 7.5, Small 3.5, Pitts 3.0, Hopkins 2.0, Golic 2.0, J.Brown 1.0, Chapura 1.0, Evans 1.0, Frizzell 1.0, Hoage 1.0
Eagles 45.0, Opponents 50.0

Pro Bowl: DT Jerome Brown, QB Randall Cunningham, TE Keith Jackson, DE Reggie White

Score By Periods	Q1	Q2	Q3	Q4	OT	Pts
Eagles	84	104	67	141	0	396
Opponents	71	81	40	104	3	299

Rushing	No.	Yds	Avg	Lg	TD
Cunningham	118	942	8.0	52t	5
Sherman	164	685	4.2	36	1
Toney	132	452	3.4	20	1
Sanders	56	208	3.7	39	1
Byars	37	141	3.8	23	0
Vick	16	58	3.6	17	1
Drummond	8	33	4.1	9	1
C.Williams	2	20	10.0	18	0
Barnett	2	13	6.5	12	0
Feagles	2	3	1.5	3	0
McMahon	3	1	0.3	3	0
Eagles	**540**	**2556**	**4.7**	**52t**	**10**
Opponents	**337**	**1169**	**3.5**	**51**	**9**

Receiving	No.	Yds	Avg	Lg	TD
Byars	81	819	10.1	54	3
Kei.Jackson	50	670	13.4	37t	6
C.Williams	37	602	16.3	45t	9
Barnett	36	721	20.0	95t	8
Sherman	23	167	7.3	26	3
Shuler	18	190	10.6	25	0
Toney	17	133	7.8	32	3
Quick	9	135	15.0	39	1
Drummond	5	39	7.8	29	0
Sanders	2	20	10.0	12	0
Ken.Jackson	1	43	43.0	43	0
Hargrove	1	34	34.0	34t	1
LeBel	1	9	9.0	9	0
Eagles	**281**	**3582**	**12.7**	**95t**	**34**
Opponents	**273**	**3771**	**13.8**	**78t**	**23**

INTs	No.	Yds	Avg	Lg	TD
Hopkins	5	45	9.0	21	0
Frizzell	3	91	30.3	37	1
Allen	3	37	12.3	35t	1
B.Smith	3	1	0.3	1	0
Evans	1	48	48.0	48	0
White	1	33	33.0	33	0
Golic	1	12	12.0	12	0
Joyner	1	9	9.0	9	0
Hoage	1	0	0.0	0	0
Eagles	**19**	**271**	**14.3**	**42**	**3**
Opponents	**13**	**88**	**6.8**	**38**	**0**

Punt Returns	Ret	FC	Yds	Avg	Lg	TD
R.Harris	16	2	151	9.4	30	0
Hargrove	12	2	83	6.9	13	0
Edwards	8	7	60	7.5	13	0
Bellamy	2	0	22	11.0	22	0
C.Williams	2	0	-1	-0.5	0	0
Eagles	**40**	**11**	**315**	**7.9**	**30**	**0**
Opponents	**37**	**19**	**338**	**9.1**	**68t**	**1**

Punting	No	Yds	Avg	Net	TB	Lg	B
Feagles	72	3026	42.0	35.5	3	60	2
Eagles	**74**	**3026**	**40.9**	**35.5**	**3**	**60**	**2**
Opponents	**86**	**3470**	**40.3**	**34.4**	**10**	**59**	**0**

Leading Tacklers: Joyner 132, Evans 112, Simmons 109, J.Brown 108, Waters 101, B.Smith 91, White 83, Hopkins 77, Small 76, Golic 72.

Scoring	TD	Ru	Pa	Rt	PAT	FG	2Pt	Pts
Ruzek	0	0	0	0	45-48	21-29	0	108
C.Williams	9	0	9	0			0	54
Barnett	8	0	8	0			0	48
Kei.Jackson	6	0	6	0			0	36
Cunningham	5	5	0	0			0	30
Sherman	4	1	3	0			0	24
Toney	4	1	3	0			0	24
Byars	3	0	3	0			0	18
Allen	1	0	0	1			0	6
Drummond	1	1	0	0			0	6
Evans	1	0	0	1			0	6
Frizzell	1	0	0	1			0	6
Hargrove	1	0	1	0			0	6
Quick	1	0	1	0			0	6
Sanders	1	1	0	0			0	6
Simmons	1	0	0	1			0	6
Vick	1	1	0	0			0	6
Eagles	**48**	**10**	**34**	**4**	**45-48**	**21-29**	**0**	**396**
Opponents	**33**	**9**	**23**	**1**	**32-33**	**23-32**	**0**	**299**

Field Goals	1-19	20-29	30-39	40-49	50+
Ruzek	2/2	5/7	9/12	4/7	1/1
Eagles	**2/2**	**5/7**	**9/12**	**4/7**	**1/1**
Opponents	**0/0**	**4/4**	**7/8**	**10/15**	**2/5**

Ruzek: (37G,29G) () (43G,36N,18G) (22G,49N,44G,31G) (38G,30G,29G,19G) (28N,40N) () (27G,34G) () (46G) (39G) (32G) (39N,53G,33G) (22N,34G,37N) (47N,29G) (44G)
Opp: (38G,46G) (25G,50G,42G) (48N) (41G) (33G) (51N,48N,41N,50N,33G,39G) (43G,43G, 51N) (39G,49N,44G) () (53G,46G,28G) () (43G, 21G,45G,36N) (24G,34G,39G) (47N) (46G) ()

Kickoff Returns	No.	Yds	Avg	Lg	TD
Hargrove	19	341	17.9	30	0
Sanders	15	299	19.9	37	0
Ken.Jackson	6	125	20.8	30	0
Barnett	4	65	16.3	22	0
R.Harris	1	44	44.0	44	0
Edwards	3	36	12.0	14	0
Vick	2	22	11.0	13	0
Bellamy	1	17	17.0	17	0
Jenkins	1	14	14.0	14	0
Allen	1	2	2.0	2	0
Hager	1	0	0.0	0	0
Eagles	**54**	**965**	**17.9**	**44**	**0**
Opponents	**74**	**1408**	**19.0**	**40**	**0**

USUAL STARTERS

WR	Fred Barnett	LDE	Reggie White
LT	Ron Heller	LDT	Mike Golic
LG	Mike Schad	RDT	Jerome Brown
C	David Alexander	RDE	Clyde Simmons
RG	Ron Solt	LLB	Seth Joyner
RT	Reggie Singletary	MLB	Byron Evans
TE	Keith Jackson	RLB	Jessie Small
WR	Calvin Williams	LCB	Ben Smith
QB	Randall Cunningham	RCB	Eric Allen
RB	Keith Byars	SS	Andre Waters
FB	Anthony Toney	FS	Wes Hopkins

Passing	Att	Cmp	Yds	Cmp%	Yds/Att	TD	TD%	Int	Int%	Lg	Sk/Lost	Rat
Cunningham	465	271	3466	58.3	7.45	30	6.5	13	2.8	95t	49/431	91.6
McMahon	9	6	63	66.7	7.00	0	0.0	0	0.0	21	1/7	86.8
Byars	4	4	53	100.0	13.25	4	100.0	0	0.0	18t	0/0	158.3
Feagles	1	0	0	0.0	0.00	0	0.0	0	0.0	0	0/0	39.6
Eagles	**479**	**281**	**3582**	**58.7**	**7.48**	**34**	**7.1**	**13**	**2.7**	**95t**	**50/438**	**94.5**
Opponents	**566**	**273**	**3771**	**48.2**	**6.66**	**23**	**4.1**	**19**	**3.4**	**78t**	**45/280**	**69.6**

1991 EAGLES STATISTICS

Record: 10-6, 3rd in NFC East
Head Coach: Rich Kotite

S-01	W	20-3	at Green Bay	58,991
S-08	L	10-26	Phoenix	63,818
S-15	W	24-0	at Dallas	62,656
S-22	W	23-14	Pittsburgh	65,511
S-30	L	0-23	at Washington	55,198
O-06	L	13-14	at Tampa Bay	41,219
O-13	L	6-13	New Orleans	64,224
O-27	L	7-23	San Francisco	65,796
N-04	W	30-7	NY Giants	65,816
N-10	W	32-30	at Cleveland	72,086
N-17	W	17-10	Cincinnati	63,189
N-24	W	34-14	at Phoenix	37,307
D-02	W	13-6	at Houston	62,141
D-08	W	19-14	at NY Giants	76,099
D-15	L	13-25	Dallas	65,854
D-22	W	24-22	Washington	58,988

TEAM STATS	EAGLES	OPP
Total First Downs	**249**	**206**
Rushing	86	53
Passing	142	133
Penalty	21	20
3rd Down: Made/Att	**73/223**	**62/208**
3rd Down Pct.	32.7	29.8
4th Down: Made/Att	**8/13**	**2/13**
4th Down Pct.	61.5	15.4
Possession Avg.	**33:25**	**26:35**
Total Net Yards	**4302**	**3549**
Avg. Per Game	268.9	221.8
Total Plays	1004	905
Avg. Per Play	4.3	3.9
Net Yards Rushing	**1396**	**1136**
Avg. Per Game	87.3	71.0
Total Rushes	446	383
Net Yards Passing	**2906**	**2413**
Avg. Per Game	181.6	150.8
Sacked/Yards Lost	45/263	55/394
Gross Yards	3169	2807
Att./Completions	513/285	467/206
Completion Pct.	55.6	44.1
Had Intercepted	27	26
Punts/Average	**88/41.4**	**86/42.7**
Net Punting Avg.	**34.0**	**37.4**
Penalties/Yards	**111/839**	**105/881**
Fumbles/Ball Lost	**34/16**	**43/22**
Touchdowns	**29**	**24**
Rushing	8	4
Passing	17	16
Returns	4	4

Rushing	No.	Yds	Avg	Lg	TD
Joseph	135	440	3.3	24	3
Byars	94	383	4.1	28	1
Sherman	106	279	2.6	12	0
Kemp	16	73	4.6	18	0
Sanders	54	122	2.3	16	1
McMahon	22	55	2.5	12	1
Drummond	12	27	2.3	7	2
Ken.Jackson	1	18	18.0	18	0
Goebel	1	2	2.0	2	0
Barnett	1	0	0.0	0	0
Feagles	3	-1	-0.3	11	0
Ryan	1	-2	-2.0	-2	0
Eagles	**446**	**1396**	**3.1**	**28**	**8**
Opponents	**383**	**1136**	**3.0**	**34**	**4**

Receiving	No.	Yds	Avg	Lg	TD
Barnett	62	948	15.3	75t	4
Byars	62	564	9.1	37	3
Kei.Jackson	48	569	11.9	73t	5
Williams	33	326	9.9	30	3
Green	29	364	12.6	42	0
Sherman	14	59	4.2	11	0
Joseph	10	64	6.4	13	0
Sanders	8	62	7.8	14	0
Shuler	6	91	15.2	21	0
M.Johnson	6	70	11.7	31t	2
Ken.Jackson	4	29	7.3	9	0
Harris	2	28	14.0	22	0
McMahon	1	-5	-5.0	-5	0
Eagles	**285**	**3169**	**11.1**	**75t**	**17**
Opponents	**206**	**2807**	**13.6**	**75**	**16**

INTs	No.	Yds	Avg	Lg	TD
Hopkins	5	26	5.2	14	0
Allen	5	20	4.0	8	0
Joyner	3	41	13.7	41	0
Miano	3	30	10.0	18	0
O.Smith	2	74	37.0	74t	1
Evans	2	46	23.0	31	0
B.Smith	2	6	3.0	6	0
Booty	1	24	24.0	24	0
Golic	1	13	13.0	13	0
Waters	1	0	0.0	0	0
White	1	0	0.0	0	0
Eagles	**26**	**280**	**10.8**	**74t**	**1**
Opponents	**27**	**432**	**16.0**	**59**	**2**

Punt Returns	Ret	FC	Yds	Avg	Lg	TD
Harris	53	9	416	7.8	40	0
Eagles	**53**	**9**	**416**	**7.8**	**40**	**0**
Opponents	**42**	**11**	**431**	**10.3**	**85t**	**1**

Punting	No	Yds	Avg	Net	TB	Lg	B
Feagles	87	3640	41.8	34.0	11	77	1
Eagles	**88**	**3640**	**41.4**	**34.0**	**11**	**77**	**1**
Opponents	**86**	**3670**	**42.7**	**37.4**	**2**	**65**	**1**

Sacks: White 15.0, Simmons 13.0, Brown 9.0, Joyner 6.5, Golic 2.5, Hopkins 2.0, Pitts 2.0, W.Thomas 2.0, Booty 1.0, Jenkins 1.0, **Eagles 55.0, Opponents 45.0**

Passing	Att	Cmp	Yds	Cmp%	Yds/Att	TD	TD%	Int	Int%	Lg	Sk/Lost	Rat
McMahon	311	187	2239	60.1	7.20	12	3.9	11	3.5	75t	21/128	80.3
Kemp	114	57	546	50.0	4.79	5	4.4	5	4.4	57	12/61	60.1
Goebel	56	30	267	53.6	4.77	0	0.0	6	10.7	26	6/37	27.0
Ryan	26	10	98	38.5	3.77	0	0.0	4	15.4	32	4/21	10.3
Cunningham	4	1	19	25.0	4.8	0	0.0	0	0.0	19	2/16	46.9
Byars	2	0	0	0.0	0.0	0	0.0	1	50.0	--	0/0	0.0
Eagles	**513**	**285**	**3169**	**55.6**	**6.18**	**17**	**3.3**	**27**	**5.3**	**75t**	**45/263**	**63.2**
Opponents	**467**	**206**	**2807**	**44.1**	**6.01**	**16**	**3.4**	**26**	**5.6**	**75**	**55/394**	**52.1**

Score By Periods	Q1	Q2	Q3	Q4	OT	Pts
Eagles	41	109	53	82	0	285
Opponents	72	71	38	63	0	244

Scoring	TD	Ru	Pa	Rt	PAT	FG	2Pt	Pts
Ruzek	0	0	0	0	27-29	28-33	0	111
Kei.Jackson	5	0	5	0			0	30
Barnett	4	0	4	0			0	24
Byars	4	1	3	0			0	24
Joseph	3	3	0	0			0	18
Williams	3	0	3	0			0	18
Drummond	2	2	0	0			0	12
M.Johnson	2	0	2	0			0	12
Joyner	2	0	0	2			0	12
McMahan	1	1	0	0			0	6
Senders	1	1	0	0			0	6
Simmons	1	0	0	1			0	6
O.Smith	1	0	0	1			0	6
Eagles	**29**	**8**	**17**	**4**	**27-29**	**28-33**	**0**	**285**
Opponents	**24**	**4**	**16**	**4**	**23-24**	**25-33**	**0**	**244**

** Opponents registered one safety*

Field Goals	1-19	20-29	30-39	40-49	50+
Ruzek	2/2	8/8	9/10	8/10	1/3
Eagles	**2/2**	**8/8**	**9/10**	**8/10**	**1/3**
Opponents	**0/0**	**7/7**	**8/10**	**6/11**	**4/5**

Ruzek: (37G,40G) (47G,47N) (42G,55N) (27G,34G,20G) () (18G,45G) (48G,41G) (37N) (38G,36G,25G) (21G,37G,24G,19G) (42N,37G) () (23G,29G) (46G,21G,51G,36G) (37G,51N,47G) (38G)
Opponents: (21G) (52G,28G,22G,42G) () () (37G,35G,45N,27G) (32N) (36G,43N,26G) (45G,25G,50G) () (50G) (38G) (43N) (42G,47G) (44N,32N) (50G,55N,32G,37G) (21G,47G,47G,38G,49N,35G)

Kickoff Returns	No.	Yds	Avg	Lg	TD
Harris	28	473	16.9	33	0
Sanders	10	160	16.0	31	0
Green	5	70	14.0	21	0
Sherman	4	61	15.3	20	0
Eagles	**47**	**764**	**16.3**	**33**	**0**
Opponents	**60**	**1146**	**19.1**	**51**	**0**

Leading Tacklers: Waters 156, Brown 150, Hopkins 138, Simmons 115, Evans 111, Joyner 110, White 100, Pitts 100, Golic 72, W.Thomas 40

Pro Bowl Selections: CB Eric Allen, DT Jerome Brown, LB Seth Joyner, DE Clyde Simmons, DE Reggie White

USUAL STARTERS

WR	Fred Barnett	LDE	Reggie White
LT	Ron Heller	LDT	Mike Pitts
LG	Dennis McKnight	RDT	Jerome Brown
C	David Alexander	RDE	Clyde Simmons
RG	Ron Solt	LLB	Seth Joyner
RT	Antone Davis	MLB	Byron Evans
TE	Keith Jackson	RLB	Jessie Small (8)
WR	Calvin Williams		William Thomas (7)
QB	Jim McMahon	LCB	Ben Smith
RB	Heath Sherman (5)	RCB	Eric Allen
	James Joseph (3)	SS	Andre Waters
	Thomas Sanders (3)	FS	Wes Hopkins
FB	Keith Byars		

1992 EAGLES STATISTICS

Record: 11-5, 2nd in NFC East
Head Coach: Rich Kotite

S-06	W	15-13	New Orleans	65,513
S-13	W	31-14	at Phoenix	42,533
S-20	W	30-0	Denver	65,833
O-05	W	31-7	Dallas	66,572
O-11	L	17-24	at Kansas City	76,626
O-18	L	12-16	at Washington	56,380
O-25	W	7-3	Phoenix	64,676
N-01	L	10-20	at Dallas	65,012
N-08	W	31-10	L.A. Raiders	65,388
N-15	L	24-27	at Green Bay (Mil)	52,689
N-22	W	47-34	at NY Giants	68,153
N-29	L	14-20	at San Francisco	64,374
D-06	W	28-17	Minnesota	65,280
D-13	W	20-17	at Seattle (OT)	47,492
D-20	W	17-13	Washington	65,841
D-27	W	20-10	NY Giants	64,266
NFC WILD CARD				
J-03	W	36-20	at New Orleans	68,893
NFC DIVISIONAL PLAYOFF				
J-10	L	10-34	at Dallas	63,721

Rushing	No.	Yds	Avg	Lg	TD
Walker	267	1070	4.0	38	8
Sherman	112	583	5.2	34	5
Cunningham	87	549	6.3	30	5
Byars	41	176	4.3	23	1
McMahon	6	23	3.8	11	0
Sikahema	2	2	1.0	1	0
Barnett	1	-15	-15.0	-15	0
Eagles	**516**	**2388**	**4.6**	**38**	**19**
Opponents	**386**	**1481**	**3.8**	**51**	**4**

Receiving	No.	Yds	Avg	Lg	TD
Barnett	67	1083	16.2	71t	6
Byars	56	503	9.0	46	2
C.Williams	42	598	14.2	49t	7
Walker	38	278	7.3	41	2
Sherman	18	219	12.2	75t	1
Sikahema	13	142	10.9	22	0
Green	8	105	13.1	21	0
Beach	8	75	9.4	16	2
F.Dixon	3	36	12.0	19	0
M.Johnson	2	16	8.0	13	0
Eagles	**255**	**3054**	**12.0**	**75t**	**20**
Opponents	**263**	**3316**	**12.6**	**74t**	**20**

Score By Periods	Q1	Q2	Q3	Q4	OT	Pts
Eagles	45	109	89	108	3	354
Opponents	47	87	30	81	0	245

Scoring	TD	Ru	Pa	Rt	PAT	FG	2Pt	Pts
Ruzek	0	0	0	0	40-44	16-25	0	88
Walker	10	8	2	0			0	60
C.Williams	7	0	7	0			0	42
Barnett	6	0	6	0			0	36
Sherman	6	5	1	0			0	36
Cunningham	5	5	0	0			0	30
Byars	3	1	2	0			0	18
Beach	2	0	2	0			0	12
Joyner	2	0	0	2			0	12
Rose	1	0	0	1			0	6
Sikahema	1	0	0	1			0	6
White	1	0	0	1			0	6
Team (safety)	0	0	0	0			0	2
Eagles	**44**	**19**	**20**	**5**	**40-44**	**16-25**	**0**	**354**
Opponents	**26**	**4**	**20**	**2**	**26-26**	**21-32**	**0**	**245**

Field Goals	1-19	20-29	30-39	40-49	50+
Ruzek	2/2	3/3	4/6	6/13	1/1
Eagles	**2/2**	**3/3**	**4/6**	**6/13**	**1/1**
Opponents	**1/1**	**8/10**	**8/11**	**4/10**	**0/0**

Ruzek: (18G) (33G) (50G,27G,35G) (40G) (49G,39N,43B) (39G) (46N,42N) (18G) (24G) (34G) () () (40N) (42G,34B,44G) (45N,47N,23G) (40B,45G,46G)
Opponents: (39G,31G,41N) (48N) (49N,33N) (48N) (20G) (32N,18G,21G,28G) (24N,34G) (42N,38N,35G,48G) (22G) (31G,41G) (35G,44G) (22G,28N,28G) (42N,32G) (39G)

Sacks: Simmons 19.0, White 14.0, Harmon 7.5, Joyner 7.0, Pitts 4.0, Golic 2.0, W.Thomas 1.5,
Eagles 55.0, Opponents 64.0

Leading Tacklers: Evans 175, Miano 125, Joyner 121, Hopkins 102, Booty 97, Simmons 96, W.Thomas 94, Golic 94, White 81, Allen 72.

Pro Bowl Selections: CB Eric Allen, WR Fred Barnett, DE Clyde Simmons, DE Reggie White

TEAM STATS	EAGLES	OPP
Total First Downs	**292**	**242**
Rushing	138	73
Passing	138	146
Penalty	16	23
3rd Down: Made/Att	**80/208**	**74/222**
3rd Down Pct.	38.5	33.3
4th Down: Made/Att	**7/14**	**13/20**
4th Down Pct.	50.0	65.0
Possession Avg.	**31:47**	**28:13**
Total Net Yards	**4980**	**4402**
Avg. Per Game	311.3	275.1
Total Plays	1009	959
Avg. Per Play	4.9	4.6
Net Yards Rushing	**2388**	**1481**
Avg. Per Game	149.3	92.6
Total Rushes	516	386
Net Yards Passing	**2592**	**2921**
Avg. Per Game	162.0	182.6
Sacked/Yards Lost	64/462	55/395
Gross Yards	3054	3316
Att./Completions	429/255	517/263
Completion Pct.	59.4	50.9
Had Intercepted	13	24
Punts/Average	**82/42.2**	**85/41.5**
Net Punting Avg.	**36.9**	**34.3**
Penalties/Yards	**101/807**	**86/683**
Fumbles/Ball Lost	**25/15**	**27/13**
Touchdowns	**44**	**26**
Rushing	19	4
Passing	20	20
Returns	5	2

INTs	No.	Yds	Avg	Lg	TD
Joyner	4	88	22.0	43t	2
Evans	4	76	19.0	43	0
Allen	4	49	12.3	36	0
Booty	3	22	7.3	22	0
Hopkins	3	6	2.0	4	0
W.Thomas	2	4	2.0	4	0
Miano	1	39	39.0	39	0
Waters	1	23	23.0	23	0
McMillian	1	0	0.0	0	0
O.Smith	1	0	0.0	0	0
Eagles	**24**	**307**	**12.8**	**49**	**2**
Opponents	**13**	**77**	**5.9**	**30**	**0**

Punt Returns	Ret	FC	Yds	Avg	Lg	TD
Sikahema	40	10	503	12.6	87t	1
Sydner	7	5	52	7.4	17	0
Eagles	**47**	**15**	**555**	**11.8**	**87t**	**1**
Opponents	**36**	**20**	**295**	**8.2**	**47**	**0**

Punting	No	Yds	Avg	Net	TB	Lg	B
Feagles	82	3459	42.2	36.9	7	68	0
Eagles	**82**	**3459**	**42.2**	**36.9**	**7**	**68**	**0**
Opponents	**85**	**3531**	**41.5**	**34.3**	**3**	**66**	**1**

Kickoff Returns	No.	Yds	Avg	Lg	TD
Sikahema	26	528	20.3	41	0
Sydner	17	368	21.6	45	0
Walker	3	69	23.0	34	0
Booty	1	11	11.0	11	0
Brooks	1	11	11.0	11	0
Eagles	**48**	**987**	**20.6**	**45**	**0**
Opponents	**53**	**1027**	**19.4**	**92t**	**1**

USUAL STARTERS

WR	Fred Barnett	LDE	Reggie White
LT	Ron Heller	LDT	Andy Harmon
LG	Mike Schad	RDT	Mike Golic
C	David Alexander	RDE	Clyde Simmons
RG	Eric Floyd	LLB	Seth Joyner
RT	Antone Davis	MLB	Byron Evans
TE	Keith Byars (8)	RLB	William Thomas
	Pat Beach (7)	LCB	Izel Jenkins (6)
WR	Calvin Williams		John Booty (6)
QB	Randall Cunningham	RCB	Eric Allen
RB	Herschel Walker	SS	Rich Miano
FB	Heath Sherman (7)	FS	Wes Hopkins (10)
	Keith Byars (7)		Andre Waters (6)

Passing	Att	Cmp	Yds	Cmp%	Yds/Att	TD	TD%	Int	Int%	Lg	Sk/Lost	Rat
Cunningham	384	233	2775	60.7	7.23	19	4.9	11	2.9	75t	60/437	87.3
McMahon	43	22	279	51.2	6.49	1	2.3	2	4.7	42t	4/25	60.1
Byars	1	0	0	0.0	0.0	0	0.0	0	0.0	--	0/0	39.6
Walker	1	0	0	0.0	0.0	0	0.0	0	0.0	--	0/0	39.6
Eagles	**429**	**255**	**3054**	**59.4**	**7.12**	**20**	**4.7**	**13**	**3.0**	**75t**	**64/462**	**84.2**
Opponents	**517**	**263**	**3316**	**50.9**	**6.41**	**20**	**3.9**	**24**	**4.6**	**74t**	**56/395**	**64.8**

1993 EAGLES STATISTICS

Record: 8-8, 3rd in NFC East
Head Coach: Rich Kotite

S-05	W	23-17	Phoenix	59,831
S-12	W	20-17	at Green Bay	59,061
S-19	W	34-31	Washington	65,435
O-03	W	35-30	at NY Jets	72,593
O-10	L	6-17	Chicago	63,601
O-17	L	10-21	at NY Giants	76,050
O-31	L	10-23	Dallas	61,912
N-07	L	3-16	at Phoenix	46,663
N-14	L	14-19	Miami	64,213
N-21	L	3-7	NY Giants	62,928
N-28	W	17-14	at Washington	46,663
D-06	L	17-23	at Dallas	64,521
D-12	L	7-10	Buffalo	60,769
D-19	W	20-10	at Indianapolis	44,952
D-26	W	37-26	New Orleans	50,085
J-03	W	37-34	at San Francisco (OT)	61,653

TEAM STATS	EAGLES	OPP
Total First Downs	**303**	**271**
Rushing	104	91
Passing	184	155
Penalty	15	25
3rd Down: Made/Att	**92/224**	**66/205**
3rd Down Pct.	41.1	32.2
4th Down: Made/Att	**7/16**	**15/20**
4th Down Pct.	43.8	75.0
Possession Avg.	**31:00**	**29:00**
Total Net Yards	**4922**	**5019**
Avg. Per Game	307.6	313.7
Total Plays	1054	966
Avg. Per Play	4.7	5.2
Net Yards Rushing	**1761**	**2080**
Avg. Per Game	110.1	130.0
Total Rushes	456	467
Net Yards Passing	**3161**	**2939**
Avg. Per Game	197.6	183.7
Sacked/Yards Lost	42/302	36/214
Gross Yards	3463	3153
Att./Completions	556/328	463/251
Completion Pct.	59.0	54.2
Had Intercepted	13	20
Punts/Average	**83/40.0**	**75/41.8**
Net Punting Avg.	**35.3**	**36.2**
Penalties/Yards	**101/770**	**85/610**
Fumbles/Ball Lost	**32/21**	**33/15**
Touchdowns	**35**	**35**
Rushing	7	11
Passing	23	22
Returns	5	2

Score By Periods	Q1	Q2	Q3	Q4	OT	Pts
Eagles	36	101	56	97	3	293
Opponents	65	94	55	101	0	315

Pro Bowl Selections: CB Eric Allen, LB Seth Joyner

Rushing	No.	Yds	Avg	Lg	TD
Walker	174	746	4.3	35	1
Sherman	115	406	3.5	19	2
Hebron	84	297	3.5	33	3
Joseph	39	140	3.6	12	0
Cunningham	18	110	6.1	26	1
Brister	20	39	2.0	13	0
O'Brien	4	17	4.3	11	0
Feagles	2	6	3.0	6	0
Eagles	**456**	**1761**	**3.9**	**35**	**7**
Opponents	**467**	**2080**	**4.5**	**85t**	**11**

Receiving	No.	Yds	Avg	Lg	TD
Walker	75	610	8.1	55	3
C.Williams	60	725	12.1	80t	10
Bavaro	43	481	11.2	27	6
Bailey	41	545	13.3	58	1
Joseph	29	291	10.0	48	1
Barnett	17	170	10.0	21	0
Young	14	186	13.3	49t	2
Lofton	13	167	12.8	32	0
Sherman	12	78	6.5	21	0
Hebron	11	82	7.5	12	0
M.Johnson	10	81	8.1	17	0
Sydner	2	42	21.0	31	0
Lawrence	1	5	5.0	5	0
Eagles	**328**	**3463**	**10.6**	**80t**	**23**
Opponents	**251**	**3153**	**12.6**	**69**	**22**

INTs	No.	Yds	Avg	Lg	TD
Allen	6	201	33.5	94t	4
Miano	4	26	6.5	16	0
W.Thomas	2	39	19.5	21	0
McMillian	2	25	12.5	17	0
Hager	1	19	19.0	19	0
Evans	1	8	8.0	8	0
Joyner	1	6	6.0	6	0
Hopkins	1	0	0.0	0	0
Simmons	1	0	0.0	0	0
O.Smith	1	0	0.0	0	0
Eagles	**20**	**324**	**16.2**	**94t**	**4**
Opponents	**13**	**107**	**8.2**	**41**	**0**

Kickoff Returns	No.	Yds	Avg	Lg	TD
Sikahema	30	579	19.3	35	0
Walker	11	184	16.7	30	0
Sydner	9	158	17.6	36	0
Hebron	3	35	11.7	18	0
M.Johnson	1	7	7.0	7	0
O.Smith	0	24	-	24	0
Eagles	**54**	**987**	**18.3**	**36**	**0**
Opponents	**53**	**1133**	**21.4**	**60**	**0**

Leading Tacklers: Joyner 113, Evans 109, W.Thomas 107, Miano 104, Simmons 98, Hopkins 94, Harmon 89, Hager 78, Allen 64, Waters 64.

Sacks: Harmon 11.5, W.Thomas 6.5, Simmons 5.0, Millard 4.0, Flores 3.0, Allen 2.0, Joyner 2.0, Hager 1.0, Perry 1.0, **Eagles 36.0, Opponents 42.0**

Scoring	TD	Ru	Pa	Rt	PAT	FG	2Pt	Pts
C.Williams	10	0	10	0			0	60
Bahr	0	0	0	0	18-19	8-13	0	42
Ruzek	0	0	0	0	13-16	8-10	0	37
Bavaro	6	0	6	0			0	36
Allen	4	0	0	4			0	24
Walker	4	1	3	0			0	24
Hebron	3	3	0	0			0	18
Sherman	2	2	0	0			0	12
Young	2	0	2	0			0	12
Bailey	1	0	1	0			0	6
Cunningham	1	1	0	0			0	6
Evans	1	0	0	1			0	6
Joseph	1	0	1	0			0	6
Flores (safety)	0	0	0	0			0	2
Team (safety)	0	0	0	0			0	2
Eagles	**35**	**7**	**23**	**5**	**31-35**	**16-23**	**0**	**293**
Opponents	**35**	**11**	**22**	**2**	**34-35**	**23-34**	**0**	**315**

** Opponents registered one safety*

Field Goals	1-19	20-29	30-39	40-49	50+
Bahr	0/0	4/6	2/2	2/5	0/0
Ruzek	0/0	4/4	3/5	1/1	0/0
Eagles	**0/0**	**8/10**	**5/7**	**3/6**	**0/0**
Opponents	**1/1**	**8/9**	**8/11**	**5/10**	**1/3**

Ruzek: (32N) (31N,27G,30G) () () () () () () () () () () () (21G,25G) (46G) (34G,32G,28G)
Bahr: () () (27G,42G) () () (48G) (33G) (27G,27N) (47N) (35G) (22G) (25G,44N) (21N,45N) () () ()
Opponents: (24G) (23G) (38G) () (37G) () (35G,23G,40G) (23G,20G,29G,47N,40N) (46G,45G) (52N,34N,45N) (35N) (23G,19G,47G) (42N,29N,51N,34G) (39G) (41G,56G,35G,37G) (30G,47N,29G,32N)

Punting	No	Yds	Avg	Net	TB	Lg	B
Feagles	83	3323	40.0	35.3	4	60	0
Eagles	**83**	**3323**	**40.0**	**35.3**	**4**	**60**	**0**
Opponents	**75**	**3137**	**41.8**	**36.2**	**7**	**59**	**0**

Punt Returns	Ret	FC	Yds	Avg	Lg	TD
Sikahema	33	20	275	8.3	25	0
O.Smith	0	0	9	-	9	0
Eagles	**33**	**20**	**284**	**8.6**	**25**	**0**
Opponents	**35**	**19**	**311**	**8.9**	**83t**	**1**

USUAL STARTERS

WR	Victor Bailey	LDE	Mike Flores
LT	Broderick Thompson	LDT	Andy Harmon
LG	Mike Schad	RDT	William Perry
C	David Alexander	RDE	Clyde Simmons
RG	Lester Holmes (6)	LLB	Seth Joyner
	Ron Hallstrom (6)	MLB	Byron Evans
RT	Antone Davis	RLB	William Thomas
TE	Mark Bavaro	LCB	Mark McMillian
WR	Calvin Williams	RCB	Eric Allen
QB	Bubby Brister (8)	SS	Andre Waters (8)
	Randall Cunningham (4)		Wes Hopkins (6)
	Ken O'Brien (4)	FS	Rich Miano
RB	Herschel Walker		
FB	Heath Sherman (6)		
	James Joseph (5)		

Passing	Att	Cmp	Yds	Cmp%	Yds/Att	TD	TD%	Int	Int%	Lg	Sk/Lost	Rat
Brister	309	181	1905	58.6	6.17	14	4.5	5	1.6	58	19/148	84.9
O'Brien	137	71	708	51.8	5.17	4	2.9	3	2.2	41	15/116	67.4
Cunningham	110	76	850	69.1	7.73	5	4.5	5	4.5	80t	7/33	88.1
Walker	0	0	0	--	--	0	--	0	--	--	1/5	--
Eagles	**556**	**328**	**3463**	**59.0**	**6.23**	**23**	**4.1**	**13**	**2.3**	**80t**	**42/302**	**81.2**
Opponents	**463**	**251**	**3153**	**54.2**	**6.81**	**22**	**4.8**	**20**	**4.3**	**69**	**36/214**	**73.5**

1994 EAGLES STATISTICS

Record: 7-9, 4th in NFC East
Head Coach: Rich Kotite

S-04	L	23-28	at NY Giants	76,130
S-12	W	30-22	Chicago	64,890
S-18	W	13-7	Green Bay	63,922
O-02	W	40-8	at San Francisco	64,843
O-09	W	21-17	Washington	63,947
O-16	L	13-24	at Dallas	64,703
O-24	W	21-6	Houston	65,233
O-30	W	31-29	at Washington	53,530
N-06	W	17- 7	Arizona	64,952
N-13	L	7-26	Cleveland	65,233
N-20	L	6-12	at Arizona	62,779
N-27	L	21-28	at Atlanta	60,008
D-04	L	19-31	Dallas	65,974
D-11	L	3-14	at Pittsburgh	55,474
D-18	L	13-16	NY Giants	64,540
D-24	L	30-33	at Cincinnati	39,923

TEAM STATS	EAGLES	OPP
Total First Downs	**293**	**275**
Rushing	103	94
Passing	168	151
Penalty	22	30
3rd Down: Made/Att	**101/243**	**78/214**
3rd Down Pct.	41.6	36.4
4th Down: Made/Att	**6/17**	**4/9**
4th Down Pct.	35.3	44.4
Possession Avg.	**30:47**	**29:13**
Total Net Yards	**5125**	**4710**
Avg. Per Game	320.3	294.4
Total Plays	1046	981
Avg. Per Play	4.9	4.8
Net Yards Rushing	**1761**	**1616**
Avg. Per Game	110.1	101.0
Total Rushes	432	449
Net Yards Passing	**3364**	**3094**
Avg. Per Game	210.3	193.4
Sacked/Yards Lost	48/372	42/265
Gross Yards	3736	3359
Att./Completions	566/316	490/251
Completion Pct.	55.8	51.2
Had Intercepted	14	21
Punts/Average	**92/40.5**	**90/39.7**
Net Punting Avg.	**92/35.4**	**90/32.8**
Penalties/Yards	**138/1107**	**98/844**
Fumbles/Ball Lost	**23/12**	**29/14**
Touchdowns	**35**	**33**
Rushing	14	11
Passing	18	20
Returns	3	2

Leading Tacklers: Zordich 130, W.Thomas 126, G.Jackson 119, Harmon 100, Romanowski 96, Evans 82, Allen 68, Perry 66, Fuller 63, Hager 60.

Sacks: Fuller 9.5, Harmon 9.0, W.Thomas 6.0, Grossman 5.5, Flores 3.0, Romanowski 2.5, Townsend 2.0, Hager 1.0, Jeter 1.0, Smith 1.0, Zordich 1.0, Evans 0.5, **Eagles 42.0, Opponents 48.0**

Pro Bowl Selections: CB Eric Allen, DE William Fuller

Rushing	No.	Yds	Avg	Lg	TD
Walker	113	528	4.7	91t	5
Garner	109	399	3.7	28t	3
Hebron	82	325	4.0	19	2
Cunningham	65	288	4.4	22	3
Joseph	60	203	3.4	34t	1
C.Williams	2	11	5.5	6	0
Brister	1	7	7.0	7	0
Eagles	**432**	**1761**	**4.1**	**91t**	**14**
Opponents	**449**	**1616**	**3.6**	**33**	**11**

Receiving	No.	Yds	Avg	Lg	TD
Barnett	78	1127	14.4	54	5
C.Williams	58	813	14.0	53	3
Walker	50	500	10.0	93	2
Joseph	43	344	8.0	35t	2
M.Johnson	21	204	9.7	22	2
Bailey	20	311	15.6	61	1
Hebron	18	137	7.6	29	0
Bavaro	17	215	12.6	27t	3
Garner	8	74	9.3	28	0
Alexander	2	1	0.5	1	0
Sydner	1	10	10.0	10	0
Eagles	**316**	**3736**	**11.8**	**93**	**18**
Opponents	**251**	**3359**	**13.4**	**85t**	**20**

INTs	No.	Yds	Avg	Lg	TD
G.Jackson	6	86	14.3	55t	1
Zordich	4	39	9.8	18t	1
Allen	3	61	20.3	33	0
Romanowski	2	8	4.0	8	0
McMillian	2	2	1.0	5	0
W.Thomas	1	7	7.0	7	0
Evans	1	6	6.0	6	0
Hager	1	0	0.0	0	0
Harmon	1	0	0.0	0	0
Eagles	**21**	**209**	**10.0**	**55t**	**2**
Opponents	**14**	**206**	**14.7**	**94t**	**1**

Kickoff Returns	No.	Yds	Avg	Lg	TD
Walker	21	581	27.7	94t	1
Hebron	21	443	21.1	33	0
Sydner	20	392	19.6	34	0
O.Smith	1	14	14.0	14	0
Joseph	1	11	11.0	11	0
M.Johnson	1	0	0.0	0	0
O'Neal	1	0	0.0	0	0
Zordich	1	0	0.0	0	0
Eagles	**67**	**1441**	**21.5**	**94t**	**1**
Opponents	**64**	**1425**	**22.3**	**68**	**0**

Punt Returns	Ret	FC	Yds	Avg	Lg	TD
Sydner	40	17	381	9.5	49	0
O'Neal	1	0	0	0.0	0	0
Bailey	0	1	0	-	-	0
Eagles	**41**	**18**	**381**	**9.3**	**49**	**0**
Opponents	**47**	**17**	**286**	**6.1**	**68t**	**1**

Score By Periods	Q1	Q2	Q3	Q4	OT	Pts
Eagles	48	106	81	73	0	308
Opponents	65	73	65	105	0	308

Scoring	TD	Ru	Pa	Rt	PAT	FG	2Pt	Pts
Murray	0	0	0	0	33-33	21-25	0	96
Walker	8	5	2	1			0	48
Barnett	5	0	5	0			0	30
Bavaro	3	0	3	0			0	18
Cunnigham	3	3	0	0			0	18
Garner	3	3	0	0			0	18
Joseph	3	1	2	0			0	18
C.Williams	3	0	3	0			0	18
Hebron	2	2	0	0			0	12
M.Johnson	2	0	2	0			0	12
Bailey	1	0	1	0			0	6
G.Jackson	1	0	0	1			0	6
Zordich	1	0	0	1			0	6
Fuller (safety)	0	0	0	0			0	2
Eagles	**35**	**14**	**18**	**3**	**33-33**	**21-25**	**0**	**308**
Opponents	**35**	**11**	**20**	**2**	**27-28**	**25-26**	**4**	**308**

2-Pt. Conversions: Eagles 0-2, Opp. 4-5

Field Goals	1-19	20-29	30-39	40-49	50+
Murray	1/1	8/8	10/10	2/6	0/0
Eagles	**1/1**	**8/8**	**10/10**	**2/6**	**0/0**
Opponents	**3/3**	**9/9**	**5/5**	**5/5**	**3/4**

Murray: (21G,39G,36G) (41G,29G,33G) (26G,26G) (36G) () () (49N,42N,30G) (42N,36G) () (26G,30G) () (22G,19G) (21G) (32G,42G,44N) (36G,23G,35G)
Opponents: () () () () (47G) (37G) (21G,24G) (54G,23G,40G) (52N) (35G,41G,22G,36G) (24G,24G,24G,39G) (50G,40G) (19G) () (47G,19G,18G) (28G,36G,22G,54G)

Punting	No	Yds	Avg	Net	TB	Lg	B
Barker	66	2696	40.8	36.3	7	67	0
Berger	25	951	38.0	31.3	2	57	0
Cunningham	1	80	80.0	80.0	0	80	0
Eagles	**92**	**3727**	**40.5**	**35.4**	**9**	**80**	**0**
Opponents	**90**	**3570**	**39.7**	**32.8**	**12**	**60**	**0**

USUAL STARTERS

WR	Fred Barnett	LDE	William Fuller
LT	Bernard Williams	LDT	Andy Harmon
LG	Antone Davis	RDT	William Perry
C	David Alexander	RDE	Greg Townsend
RG	Lester Holmes	LLB	Bill Romanowski
RT	Broderick Thompson	MLB	Byron Evans
TE	Mark Bavaro (11)	RLB	William Thomas
	Maurice Johnson (10)	LCB	Mark McMillian
WR	Calvin Williams	RCB	Eric Allen
QB	Randall Cunningham	SS	Michael Zordich
RB	Hershel Walker	FS	Greg Jackson
RB	Charlie Garner (8)		
	James Joseph (4)		

Passing	Att	Cmp	Yds	Cmp%	Yds/Att	TD	TD%	Int	Int%	Lg	Sk/Lost	Rat
Cunnigham	490	265	3229	54.1	6.59	16	3.3	13	2.7	93	43/333	74.4
Brister	76	51	507	67.1	6.67	2	2.6	1	1.3	53	5/39	89.1
Eagles	**566**	**316**	**3736**	**55.8**	**6.60**	**18**	**3.2**	**14**	**2.5**	**93**	**48/372**	**76.4**
Opponents	**490**	**251**	**3359**	**51.2**	**6.86**	**20**	**4.1**	**21**	**4.3**	**85t**	**42/265**	**69.1**

1995 EAGLES STATISTICS

Record: 10-6, 2nd in NFC East
Head Coach: Ray Rhodes

S-03	L	6-21	Tampa Bay	66,266
S-10	W	31-19	at Arizona	45,004
S-17	L	21-27	San Diego	63,081
S-24	L	17-48	at Oakland	48,875
O-01	W	15-10	at New Orleans	43,938
O-08	W	37-34	Washington (OT)	65,498
O-15	W	17-14	at NY Giants	74,252
O-29	W	20-9	St. Louis	62,172
N-06	L	12-34	at Dallas	64,876
N-12	W	31-13	Denver	60,842
N-19	W	28-19	NY Giants	63,562
N-26	W	14-7	at Washington	50,539
D-03	L	14-26	at Seattle	39,893
D-10	W	20-17	Dallas	66,198
D-17	W	21-20	Arizona	62,076
D-24	L	14-20	at Chicago	52,391
NFC WILD CARD				
D-30	W	58-37	Detroit	66,492
NFC DIVISIONAL PLAYOFF				
J-07	L	11-30	at Dallas	64,371

TEAM STATS	EAGLES	OPP
Total First Downs	**290**	**281**
Rushing	126	102
Passing	145	154
Penalty	19	25
3rd Down: Made/Att	**89/233**	**84/220**
3rd Down Pct.	38.2	38.2
4th Down: Made/Att	**10/17**	**12/17**
4th Down Pct.	58.8	70.6
Possession Avg.	**30:26**	**29:34**
Total Net Yards	**4807**	**4638**
Avg. Per Game	300.4	289.9
Total Plays	1050	1013
Avg. Per Play	4.6	4.6
Net Yards Rushing	**2121**	**1822**
Avg. Per Game	132.6	113.9
Total Rushes	508	466
Net Yards Passing	**2686**	**2816**
Avg. Per Game	167.9	176.0
Sacked/Yards Lost	46/245	48/305
Gross Yards	2931	3121
Att./Completions	496/284	499/268
Completion Pct.	57.3	53.7
Had Intercepted	19	19
Punts/Average	**86/42.8**	**74/41.3**
Net Punting Avg.	**86/33.7**	**74/35.2**
Penalties/Yards	**112/838**	**87/727**
Fumbles/Ball Lost	**31/17**	**30/19**
Touchdowns	**36**	**39**
Rushing	19	14
Passing	11	14
Returns	6	8

Pro Bowl Selections: DE William Fuller, LB William Thomas, RB Ricky Watters

Score By Periods	Q1	Q2	Q3	Q4	OT	Pts
Eagles	83	99	55	78	3	318
Opponents	71	101	59	107	3	338

Rushing	No.	Yds	Avg	Lg	TD
Watters	337	1273	3.8	57	11
Garner	108	588	5.4	55t	6
Peete	32	147	4.6	18	1
Cunningham	21	98	4.7	20	0
Turner	2	9	4.5	12	0
Witherspoon	2	7	3.5	5	0
McCrary	3	1	0.3	1t	1
Hutton	1	0	0.0	0	0
Saxon	1	0	0.0	0	0
C.Williams	1	-2	-2.0	-2	0
Eagles	**508**	**2121**	**4.2**	**57**	**19**
Opponents	**466**	**1822**	**3.9**	**44t**	**14**

Receiving	No.	Yds	Avg	Lg	TD
C. Williams	63	768	12.2	37t	2
Watters	62	434	7.0	24	1
Barnett	48	585	12.2	33	5
Carpenter	29	318	11.0	29	0
West	20	190	9.5	26	1
Martin	17	206	12.1	22	0
Garner	10	61	6.1	29	0
McCrary	9	60	6.7	11	0
Monk	6	114	19.0	36	0
J. Johnson	6	37	6.2	9	0
R. Johnson	5	68	13.6	33	2
Jones	5	61	12.2	17	0
Turner	4	29	7.3	11	0
Eagles	**284**	**2931**	**10.3**	**37t**	**11**
Opponents	**268**	**3121**	**11.6**	**64t**	**14**

INTs	No.	Yds	Avg	Lg	TD
Thomas	7	104	14.9	37t	1
McMillian	3	27	9.0	19	0
Taylor	2	52	26.0	35	0
Romanowski	2	5	2.5	7	0
Gouveia	1	20	20.0	20	0
Jackson	1	18	18.0	18	0
Zordich	1	10	10.0	10	0
Frazier	1	3	3.0	3	0
Wilburn	1	0	0.0	0	0
Eagles	**19**	**239**	**12.6**	**37t**	**1**
Opponents	**19**	**240**	**12.6**	**65t**	**2**

Kickoff Returns	No.	Yds	Avg	Lg	TD
Garner	29	590	20.3	41	0
Martin	20	388	19.4	38	0
Witherspoon	18	459	25.5	86t	1
Jones	2	46	23.0	26	0
Saxon	1	3	3.0	3	0
McCrary	1	1	1.0	1	0
Eagles	**71**	**1487**	**20.9**	**86t**	**1**
Opponents	**61**	**1576**	**25.8**	**70**	**0**

Leading Tacklers: Gouveia 144, Romanowski 127, Harmon 85, Thomas 83, Zordich 74, Jackson 70, McMillian 63, Mamula 55, Fuller 53, Taylor 52

Sacks: Fuller 13.0, Harmon 11.0, K. Johnson 6.0, Mamula 5.5, Stubbs 5.5, Thomas 2.0, Woodard 1.5, Hall 1.0, Romanowski 1.0, Zordich 1.0, Gunn 0.5,
Eagles 48.0, Opp. 46.0

Scoring	TD	Ru	Pa	Rt	PAT	FG	2Pt	Pts
Anderson	0	0	0	0	32-33	22-30	0	98
Watters	12	11	1	0			0	72
Garner	6	6	0	0			0	36
Barnett	5	0	5	0			1	32
C.Williams	2	0	2	0			1	14
R. Johnson	2	0	2	0			0	14
Henderson	1	0	0	1			0	6
Jackson	1	0	0	1			0	6
K.Johnson	1	0	0	1			0	6
McCrary	1	1	0	0			0	6
Peete	1	1	0	0			0	6
Thomas	1	0	0	1			0	6
West	1	0	1	0			0	6
Witherspoon	1	0	0	1			0	6
Zordich	1	0	0	1			0	6
Eagles	**36**	**19**	**11**	**6**	**32-33**	**22-30**	**2**	**318**
Opponents	**36**	**14**	**14**	**8**	**32-32**	**28-37**	**2**	**338**

** Opponents registered one safety*

2-Pt. Conversions: Eagles 2-3, Opponents 2-4

Field Goals	1-19	20-29	30-39	40-49	50+
Anderson	0/0	5/5	9/10	8/12	0/3
Eagles	**0/0**	**5/5**	**9/10**	**8/12**	**0/3**
Opponents	**0/0**	**10/10**	**11/14**	**7/11**	**0/2**

Anderson: (21G,28G) (51N,43G) (43N) (30G, 56N) (20G,43G,36G,37G,42G) (40G,43G,35G) (45N,40G) (20G,36G) (36G,37G) (52N,39G) ( ) (41N) (32N) (42G,27G,38G,42G) (48B) ( )
Opponents: ( ) (21G,29G) (35G,21G) (35G,28G) (34G) (36G,47N,46G) (20G,21G) (62N,32N,29G) (42G,37G) (44G,48G) (37N,44G) (42N,50N) (47G,35G,37G,45G) (21G) (37G,35G,37G,35G, 47N) (40N,27G,28G,37N)

Punting	No	Yds	Avg	Net	TB	Lg	B
Hutton	85	3682	43.3	33.7	13	63	1
Eagles	**86**	**3682**	**42.8**	**33.7**	**13**	**63**	**1**
Opponents	**74**	**3055**	**41.3**	**35.2**	**8**	**63**	**0**

Punt Returns	Ret	FC	Yds	Avg	Lg	TD
Martin	17	10	214	12.6	38	0
Carpenter	12	6	79	6.6	22	0
Eagles	**29**	**16**	**293**	**10.1**	**38**	**0**
Opponents	**38**	**17**	**527**	**13.9**	**88t**	**2**

USUAL STARTERS

WR	Fred Barnett	LDE	William Fuller
LT	Barrett Brooks	LDT	Andy Harmon
LG	Guy McIntyre	RDT	Ronnie Dixon (9)
C	Raleigh McKenzie		Mark Gunn (5)
RG	Joe Panos (9)	RDE	Mike Mamula
	Harry Boatswain (7)	LLB	Bill Romanowski
RT	Antone Davis	MLB	Kurt Gouveia
TE	Ed West	RLB	William Thomas
WR	Calvin Williams	LCB	Mark McMillian
QB	Rodney Peete	RCB	Bobby Taylor
RB	Ricky Watters	SS	Michael Zordich
FB	James Saxon (4)	FS	Greg Jackson
	Fred McCrary (3)		

Passing	Att	Cmp	Yds	Cmp%	Yds/Att	TD	TD%	Int	Int%	Lg	Sk/Lost	Rat
Peete	375	215	2326	57.3	6.20	8	2.1	14	3.7	37t	33/166	67.3
Cunningham	121	69	605	57.0	5.00	3	2.5	5	4.1	33	13/79	61.5
Eagles	**496**	**284**	**2931**	**57.3**	**5.91**	**11**	**2.2**	**19**	**3.8**	**37t**	**46/245**	**65.9**
Opponents	**499**	**268**	**3121**	**53.7**	**6.25**	**14**	**2.8**	**19**	**3.8**	**64t**	**48/305**	**66.4**

1996 EAGLES STATISTICS

Record: 10-6, 2nd in NFC East
Head Coach: Ray Rhodes

S-01	W	17-14	at Washington	53,415
S-09	L	13-39	at Green Bay	60,666
S-15	W	24-17	Detroit	66,007
S-22	W	33-18	at Atlanta	40,107
S-30	L	19-23	Dallas	67,201
O-13	W	19-10	at NY Giants	72,729
O-20	W	35-28	Miami	66,240
O-27	W	20- 9	Carolina	65,982
N-03	W	31-21	at Dallas	64,952
N-10	L	17-24	Buffalo	66,613
N-17	L	21-26	Washington	66,834
N-24	L	30-36	at Arizona	36,175
D-01	W	24- 0	NY Giants	51,468
D-05	L	10-37	at Indianapolis	52,689
D-14	W	21-20	at NY Jets	29,178
D-22	W	29-19	Arizona	63,658
NFC WILD CARD				
D-29	L	0-14	at San Francisco	56,460

TEAM STATS	EAGLES	OPP
Total First Downs	**319**	**264**
Rushing	107	87
Passing	196	150
Penalty	16	27
3rd Down: Made/Att	**83/219**	**84/215**
3rd Down Pct.	37.9	39.1
4th Down: Made/Att	**6/15**	**5/14**
4th Down Pct.	40.0	35.7
Possession Avg.	**32:12**	**27:48**
Total Net Yards	**5627**	**4562**
Avg. Per Game	351.7	285.1
Total Plays	1076	961
Avg. Per Play	5.2	4.7
Net Yards Rushing	**1882**	**1583**
Avg. Per Game	117.6	98.9
Total Rushes	489	421
Net Yards Passing	**3745**	**2979**
Avg. Per Game	234.1	186.2.
Sacked/Yards Lost	39/234	40/264
Gross Yards	3979	3243
Att./Completions	548/328	500/271
Completion Pct.	59.9	54.2
Had Intercepted	18	19
Punts/Average	**74/42.0**	**74/44.4**
Net Punting Avg.	**74/35.1**	**74/37.5**
Penalties/Yards	**117/963**	**99/710**
Fumbles/Ball Lost	**24/14**	**26/12**
Touchdowns	**41**	**35**
Rushing	16	12
Passing	19	18
Returns	6	5

Score By Periods	Q1	Q2	Q3	Q4	OT	Pts
Eagles	98	88	64	113	0	363
Opponents	64	119	73	85	0	341

Pro Bowl Selections: WR Irving Fryar, DE William Fuller, LB William Thomas, RB Ricky Watters

Rushing	No.	Yds	Avg	Lg	TD
Watters	353	1411	4.0	56t	13
Garner	66	346	5.2	46	1
Detmer	31	59	1.9	9	1
Turner	18	39	2.2	7	0
Peete	20	31	1.6	11	1
Fryar	1	-4	-4.0	-4	0
Eagles	**489**	**1882**	**3.8**	**56t**	**16**
Opponents	**421**	**1583**	**3.8**	**49t**	**12**

Receiving	No.	Yds	Avg	Lg	TD
Fryar	88	1195	13.6	42	11
Jones	70	859	12.3	38	5
Watters	51	444	8.7	36	0
Turner	43	409	9.5	41	1
Seay	19	260	13.7	35	0
Dunn	15	332	22.1	58	2
Williams LG	15	93	6.2	19	1
Williams TM	2	8	4.0	4	0
Garner	14	92	6.6	13	0
Solomon	8	125	15.6	23	0
West	8	91	11.4	29	0
J.Johnson	7	127	18.1	31	0
Ingram	2	33	16.5	20	0
McIntyre	1	4	4.0	4	0
Eagles	**328**	**3979**	**12.1**	**62**	**19**
Opponents	**271**	**3243**	**12.0**	**67**	**18**

INTs	No.	Yds	Avg	Lg	TD
Zordich	4	54	13.5	28	0
Vincent	3	144	48.0	90t	1
W.Thomas	3	47	15.7	37	0
Dawkins	3	41	13.7	30	0
Taylor	3	-1	-0.3	0	0
Willis	1	14	14.0	14	0
J.Fuller	1	4	4.0	4	0
Farmer	1	0	0.0	0	0
Eagles	**19**	**303**	**15.9**	**104t**	**1**
Opponents	**18**	**265**	**14.7**	**65t**	**3**

Kickoff Returns	No.	Yds	Avg	Lg	TD
Witherspoon	53	1271	24.0	97t	2
Garner	6	117	19.5	28	0
Seay	4	51	12.8	22	0
Brooks	1	0	0.0	0	0
Eagles	**64**	**1439**	**22.5**	**97t**	**2**
Opponents	**73**	**1715**	**23.5**	**86**	**0**

Leading Tacklers: Zordich 96, Willis 77, Mamula 75, Dawkins 74, W.Thomas 71, Hall 67, H.Thomas 64, Taylor 62, W.Fuller 54, Vincent 52

Sacks: Fuller 13.0, Mamula 8.0, W. Thomas 5.5, Hall 4.5, Jefferson 2.5, Dawkins 1.0, Farmer 1.0, Harmon 1.0, K. Johnson 1.0, Taylor 1.0, H. Thomas 1.0, Griffin 0.5, **Eagles 40.0, Opp. 39.0**

Scoring	TD	Ru	Pa	Rt	PAT	FG	2Pt	Pts
Anderson	0	0	0	0	40/40	25/29	0	115
Watters	13	13	0	0			0	78
Fryar	11	0	11	0			0	66
Jones	5	0	5	0			0	30
Dunn	2	0	2	0			0	12
Witherspoon	2	0	0	2			0	12
Detmer	1	1	0	0			0	6
Garner	1	1	0	0			0	6
Hall	1	0	0	1			0	6
Mamula	1	0	0	1			0	6
Peete	1	1	0	0			0	6
W.Thomas	1	0	0	1			0	6
Turner	1	0	1	0			0	6
Vincent	1	0	0	1			0	6
Team (safety)	0	0	0	0			0	2
Eagles	**41**	**16**	**19**	**6**	**40/40**	**25/29**	**0**	**363**
Opponents	**35**	**12**	**18**	**5**	**30/32**	**31/36**	**3**	**341**

** Opponents registered one safety*

2-Pt. Conversions: Eagles 0-1, Opponents 3-3

Field Goals	1-19	20-29	30-39	40-49	50+
Anderson	0/0	10/11	8/9	7/9	0/0
Eagles	**0/0**	**10/11**	**8/9**	**7/9**	**0/0**
Opponents	**1/1**	**8/8**	**13/15**	**7/8**	**2/4**

Anderson: (26G) ( ) (38N,39G) (28G,33G,39G, 25G) (46G,29B) (39G,46G,45G,29G) ( ) (46G, 21G) (30G) (23G) ( ) (44G,25G,32G) (44G,44N) (31G) (48N) (23G,22G,43G,26G,39G)
Opponents: (53N) (29G,44G,38G) (51G) (43G) (46G,30G,21G) (39G) (37G,39G) (51N,47G,39G, 29G) (19G,37G) (38G) (37G,22G,30G,33G) (21G, 31B,36G,27G) ( ) (30G,42G,51G) (27G,48N,29G) (41G,41G,38N)

Punting	No	Yds	Avg	Net	TB	Lg	B
Hutton	73	3107	42.6	35.1	9	60	1
Eagles	**74**	**3107**	**42.0**	**35.1**	**9**	**60**	**1**
Opponents	**74**	**3287**	**44.4**	**37.5**	**9**	**61**	**0**

Punt Returns	Ret	FC	Yds	Avg	Lg	TD
Seay	35	14	305	8.7	56	0
Solomon	5	3	27	5.4	9	0
Vincent	0	0	-2	--	-2	0
Eagles	**40**	**17**	**330**	**8.3**	**56**	**0**
Opponents	**36**	**12**	**330**	**9.2**	**65t**	**1**

USUAL STARTERS

WR	Irving Fryar	LDE	William Fuller
LT	Barrett Brooks	LDT	Kevin Johnson (5), Hollis Thomas (5)
LG	Joe Panos		
C	Raleigh McKenzie	RDT	Rhett Hall
RG	Lester Holmes	RDE	Mike Mamula
RT	Richard Cooper	LLB	Ray Farmer
TE	Jason Dunn	MLB	James Willis
WR	Chris T. Jones	RLB	William Thomas
QB	Ty Detmer	LCB	Troy Vincent
RB	Ricky Watters	RCB	Bobby Taylor
FB	Kevin Turner	SS	Michael Zordich

Passing	Att	Cmp	Yds	Cmp%	Yds/Att	TD	TD%	Int	Int%	Lg	Sk/Lost	Rat
Detmer	401	238	2911	59.4	7.26	15	3.7	13	3.2	42	27/171	80.8
Peete	134	80	992	59.7	7.40	3	2.2	5	3.7	62	11/53	74.6
Rypien	13	10	76	76.9	5.85	1	7.7	0	0.0	16	0/0	116.2
Hoying	0	0	0	---	---	0	---	0	---	--	1/10	---
Eagles	**548**	**328**	**3979**	**59.9**	**7.26**	**19**	**3.5**	**18**	**3.3**	**62**	**39/234**	**80.1**
Opponents	**500**	**271**	**3243**	**54.2**	**6.49**	**18**	**3.6**	**19**	**3.8**	**67**	**40/264**	**70.4**

1997 EAGLES STATISTICS

Record: 6-9-1, 3rd in NFC East
Head Coach: Ray Rhodes

A-31	L	17-31	at NY Giants	70,296
S-07	W	10-9	Green Bay	66,803
S-15	L	20-21	at Dallas	63,942
S-28	L	19-28	at Minnesota	55,149
O-05	W	24-10	Washington	67,008
O-12	L	21-38	at Jacksonville	69,150
O-19	W	13-10	Arizona (OT)	66,860
O-26	W	13-12	Dallas	67,106
N-02	L	21-31	at Arizona	39,549
N-10	L	12-24	San Francisco	67,133
N-16	T	10-10	at Baltimore (OT)	63,546
N-23	W	23-20	Pittsburgh	67,166
N-30	W	44-42	Cincinnati	66,623
D-07	L	21-31	NY Giants	67,084
D-14	L	17-20	at Atlanta	42,866
D-21	L	32-35	at Washington	75,939

TEAM STATS	EAGLES	OPP
Total First Downs	**326**	**286**
Rushing	105	115
Passing	203	150
Penalty	18	21
3rd Down: Made/Att	**90/242**	**80/217**
3rd Down Pct.	37.2	36.9
4th Down: Made/Att	**14/22**	**8/14**
4th Down Pct.	63.6	57.1
Possession Avg.	**31:09**	**28:51**
Total Net Yards	**5590**	**4932**
Avg. Per Game	349.4	308.3
Total Plays	1116	1009
Avg. Per Play	5.0	4.9
Net Yards Rushing	**1943**	**2009**
Avg. Per Game	121.4	125.6
Total Rushes	465	476
Net Yards Passing	**3647**	**2923**
Avg. Per Game	227.9	182.7
Sacked/Yards Lost	64/362	43/278
Gross Yards	4009	3201
Att./Completions	587/330	490/259
Completion Pct.	56.2	52.9
Had Intercepted	16	14
Punts/Average	**88/41.6**	**87/41.4**
Net Punting Avg.	**88/34.6**	**87/36.0**
Penalties/Yards	**104/866**	**86/708**
Fumbles/Ball Lost	**35/16**	**25/12**
Touchdowns	**36**	**43**
Rushing	11	16
Passing	22	20
Returns	3	7

Score By Periods	Q1	Q2	Q3	Q4	OT	Pts
Eagles	75	71	59	109	3	317
Opponents	100	90	68	114	0	372

Sacks: Hall 8.0, W. Thomas 5.0, Dent 4.5, Mamula 4.0, Jefferson 3.0, J. Jones 2.5, H. Thomas 2.5, Taylor 2.0, Willis 2.0, Zordich 2.0, Conner 1.5, Farmer 1.0, Harris 1.0, Jasper 1.0, Smith 1.0, **Eagles 43.0, Opponents 64.0**

Rushing	No.	Yds	Avg	Lg	TD
Watters	285	1110	3.9	28	7
Garner	116	547	4.7	26	3
Turner	18	96	5.3	29	0
Hoying	16	78	4.9	30	0
T. Detmer	14	46	3.3	14	1
Peete	8	37	4.6	16	0
Staley	7	29	4.1	12	0
Hutton	1	0	0.0	0	0
Eagles	**465**	**1943**	**4.2**	**30**	**11**
Opponents	**476**	**2009**	**4.2**	**53**	**16**

Receiving	No.	Yds	Avg	Lg	TD
Fryar	86	1316	15.3	72t	6
Turner	48	443	9.2	36	3
Watters	48	440	9.2	37	0
Timpson	42	484	11.5	26	2
Solomon	29	455	15.7	56	3
Garner	24	225	9.4	27	0
Johnson	14	177	12.6	28	1
Seay	13	187	14.4	38	1
Lewis	12	94	7.8	17	4
Dunn	7	93	13.3	31t	2
C. Jones	5	73	14.6	32	0
Staley	2	22	11.0	22	0
Eagles	**330**	**4009**	**12.1**	**72t**	**22**
Opponents	**259**	**3201**	**12.4**	**62**	**20**

INTs	No.	Yds	Avg	Lg	TD
Dawkins	3	76	25.3	64t	1
Vincent	3	14	4.7	14	0
Dimry	2	25	12.5	25	0
W. Thomas	2	11	5.5	11	0
Hall	1	39	39.0	39	0
Zordich	1	21	21.0	21	0
Stevens	1	0	0.0	0	0
Willis	1	0	0.0	0	0
Eagles	**14**	**186**	**13.3**	**64t**	**1**
Opponents	**16**	**425**	**26.6**	**95t**	**4**

Kickoff Returns	No.	Yds	Avg	Lg	TD
Staley	47	1139	24.2	57	0
Gray LG	9	193	21.4	33	0
Gray TM	1	8	8.0	8	0
Witherspoon	9	171	19.0	28	0
Johnson	3	22	7.3	15	0
Turner	3	48	16.0	22	0
Dunn	2	32	16.0	16	0
Wyatt	2	50	25.0	30	0
Clark	1	39	39.0	39t	1
Lewis	1	11	11.0	11	0
Eagles	**69**	**1520**	**22.0**	**57**	**1**
Opponents	**66**	**1548**	**23.5**	**84**	**0**

Leading Tacklers: H.Thomas 82, Willis 82, W.Thomas 81, Zordich 80, Hall 78, Dawkins 75, Mamula 71, Vincent 65, Dimry 57, Jefferson 55

Pro Bowl Selections: WR Irving Fryar

Scoring	TD	Ru	Pa	Rt	PAT	FG	2Pt	Pts
Boniol	0	0	0	0	33/33	22/31	0	99
Watters	7	7	0	0			0	42
Fryar	6	0	6	0			0	36
Lewis	4	0	4	0			0	24
Solomon	3	0	3	0			1	20
Garner	3	3	0	0			0	18
Turner	3	0	3	0			0	18
Dunn	2	0	2	0			0	12
Timpson	2	0	2	0			0	12
Clark	1	0	0	1			0	6
Dawkins	1	0	0	1			0	6
T.Detmer	1	1	0	0			0	6
Johnson	1	0	1	0			0	6
Seay	1	0	1	0			0	6
W.Thomas	1	0	0	1			0	6
Eagles	**36**	**11**	**22**	**3**	**33/33**	**22/31**	**1**	**317**
Opponents	**43**	**16**	**20**	**7**	**42/42**	**24/33**	**0**	**372**

2-Pt. Conv: Eagles 1-3 (Solomon), Opponents 0-1

Field Goals	1-19	20-29	30-39	40-49	50+
Boniol	0/0	7/7	11/12	4/11	0/1
Eagles	**0/0**	**7/7**	**11/12**	**4/11**	**0/1**
Opponents	**2/2**	**10/11**	**6/6**	**6/11**	**0/3**

Boniol: (48G) (48N,32G) (49G,45N,44G) (47G, 26G) (34G) (43N) (40N,38G,24G) (52N,47N,29G, 37G) (37N) (28G,34G) (33G,40N) (23G,35G,25G) (33G,25G,31G) (48N) (39G) (33G)
Opponents: (44N,39G)(22G,18G,27G,28N) (46G,48G,25G,23G,22G) ( ) (37G) (38G) (40N, 23G) (26G,24G,35G,43G) (51N,45G,48N) (31G, 43N) (23G,53N) (46G,40G) ( ) (50N,19G) (42N, 21G,33G) ( )

Punting	No	Yds	Avg	Net	TB	Lg	B
Hutton	87	3660	42.1	34.6	5	61	1
Eagles	**88**	**3660**	**41.6**	**34.6**	**5**	**61**	**1**
Opponents	**87**	**3603**	**41.4**	**36.0**	**12**	**62**	**0**

Punt Returns	Ret	FC	Yds	Avg	Lg	TD
Gray LG	19	15	161	8.5	30	0
Gray TM	2	5	17	8.5	11	0
Seay	16	8	172	10.8	42	0
Solomon	10	7	55	5.5	14	0
Wyatt	2	1	-2	-1.0	0	0
Vincent	1	0	-8	-8.0	-8	0
Eagles	**31**	**21**	**234**	**7.5**	**42**	**0**
Opponents	**48**	**9**	**515**	**10.7**	**73t**	**1**

USUAL STARTERS

WR	Irving Fryar	LDE	Greg Jefferson
LT	Jermane Mayberry	LDT	Hollis Thomas
LG	Joe Panos	RDT	Rhett Hall
C	Steve Everitt	RDE	Mike Mamula
RG	Ian Beckles (8)	LLB	Darrin Smith (7)
	Jerry Crafts (6)		James Darling (6)
RT	Barrett Brooks	MLB	James Willis
TE	Jimmie Johnson	RLB	William Thomas
WR	Michael Timpson	LCB	Troy Vincent
QB	Ty Detmer (7)	RCB	Charles Dimry (9)
	Bobby Hoying (6)		Bobby Taylor (5)
RB	Ricky Watters	SS	Michael Zordich
FB	Kevin Turner	FS	Brian Dawkins

Passing	Att	Cmp	Yds	Cmp%	Yds/Att	TD	TD%	Int	Int%	Lg	Sk/Lost	Rat
T. Detmer	244	134	1567	54.9	6.42	7	2.9	6	2.5	57	19/94	73.9
Hoying	225	128	1573	56.9	6.99	11	4.9	6	2.7	72t	28/183	83.8
Peete	118	68	869	57.6	7.36	4	3.4	4	3.4	38	17/85	78.0
Eagles	**587**	**330**	**4009**	**56.2**	**6.83**	**22**	**3.7**	**16**	**2.7**	**72t**	**64/362**	**78.5**
Opponents	**490**	**259**	**3201**	**52.9**	**6.53**	**20**	**4.1**	**14**	**2.9**	**62**	**43/278**	**75.1**

1998 EAGLES STATISTICS

Record: 3-13, 5th in NFC East
Head Coach: Ray Rhodes

S-06	L	0-38	Seattle	66,418
S-13	L	12-17	at Atlanta	46,456
S-20	L	3-17	at Arizona	36,717
S-27	L	21-24	Kansas City	66,675
O-04	L	16-41	at Denver	73,218
O-11	W	17-12	Washington	66,183
O-18	L	10-13	at San Diego	56,967
N-02	L	0-34	Dallas	67,002
N-08	W	10-9	Detroit	66,785
N-15	L	3-28	at Washington	67,704
N-22	L	0-20	at NY Giants	65,763
N-29	L	16-24	at Green Bay	59,862
D-03	W	17-14	St. Louis	66,155
D-13	L	17-20	Arizona (OT)	62,176
D-20	L	9-13	at Dallas	62,722
D-27	L	10-20	NY Giants	66,596

TEAM STATS	EAGLES	OPP
Total First Downs	**259**	**286**
Rushing	86	125
Passing	141	133
Penalty	32	28
3rd Down: Made/Att	**80/240**	**85/230**
3rd Down Pct.	33.3	37.0
4th Down: Made/Att	**7/23**	**7/12**
4th Down Pct.	30.4	58.3
Possession Avg.	**29:24**	**30:36**
Total Net Yards	**4188**	**5136**
Avg. Per Game	261.8	321.0
Total Plays	1017	1019
Avg. Per Play	4.1	5.0
Net Yards Rushing	**1775**	**2416**
Avg. Per Game	110.9	151.0
Total Rushes	427	528
Net Yards Passing	**2413**	**2720**
Avg. Per Game	150.8	170.0
Sacked/Yards Lost	56/317	42/281
Gross Yards	2730	3001
Att./Completions	534/282	449/249
Completion Pct.	52.8	55.5
Had Intercepted	18	9
Punts/Average	**104/41.7**	**85/42.5**
Net Punting Avg.	**104/34.9**	**85/37.3**
Penalties/Yards	**102/852**	**113/904**
Fumbles/Ball Lost	**20/8**	**20/8**
Touchdowns	**17**	**39**
Rushing	10	18
Passing	7	18
Returns	0	3

Rushing	No.	Yds	Avg	Lg	TD
Staley	258	1065	4.1	64t	5
Garner	96	381	4.0	40	4
Turner	20	94	4.7	19	0
Hoying	22	84	3.8	11	0
Walker	12	55	4.6	20	0
Fryar	3	46	15.3	32	0
Peete	5	30	6.0	19t	1
Detmer	7	20	2.9	8	0
Jells	2	9	4.5	13	0
Hankton	1	-4	-4.0	-4	0
Dunn	1	-5	-5.0	-5	0
Eagles	**427**	**1775**	**4.2**	**64t**	**10**
Opponents	**528**	**2416**	**4.6**	**64**	**18**

Receiving	No.	Yds	Avg	Lg	TD
Staley	57	432	7.6	33	1
Fryar	48	556	11.6	61t	2
Graham	47	600	12.8	45	2
Turner	34	232	6.8	18	0
Solomon	21	193	9.2	20	1
Garner	19	110	5.8	21	0
Copeland TM	18	221	12.3	20	0
Dunn	18	132	7.3	21	0
Fontenot	8	90	11.3	19	0
Sinceno	3	42	14.0	22	1
Jells	2	53	26.5	37	0
Walker	2	35	17.5	33	0
J.Johnson	2	14	7.0	9	0
Jordan	2	9	4.5	8	0
Miller	1	11	11.0	11	0
Eagles	**282**	**2730**	**9.7**	**61t**	**7**
Opponents	**249**	**3001**	**12.1**	**59**	**18**

INTs	No.	Yds	Avg	Lg	TD
Dawkins	2	39	19.5	30	0
Vincent	2	29	14.5	29	0
Zordich	2	18	9.0	14	0
Caldwell	1	33	33.0	33	0
W.Thomas	1	21	21.0	21	0
McTyer	1	18	18.0	18	0
Eagles	**9**	**158**	**17.6**	**33**	**0**
Opponents	**18**	**319**	**17.7**	**70t**	**2**

Kickoff Returns	No.	Yds	Avg	Lg	TD
Staley	258	1065	4.1	64t	5
Garner	96	381	4.0	40	4
Turner	20	94	4.7	19	0
Hoying	22	84	3.8	11	0
Walker	12	55	4.6	20	0
Fryar	3	46	15.3	32	0
Peete	5	30	6.0	19t	1
Detmer	7	20	2.9	8	0
Jells	2	9	4.5	13	0
Hankton	1	-4	-4.0	-4	0
Dunn	1	-5	-5.0	-5	0
Eagles	**427**	**1775**	**4.2**	**64t**	**10**
Opponents	**528**	**2416**	**4.6**	**64**	**18**

Passing	Att	Cmp	Yds	Cmp%	Yds/Att	TD	TD%	Int	Int%	Lg	Sk/Lost	Rat
Hoying	224	114	961	50.9	4.29	0	0.0	9	4.0	38	35/185	45.6
Detmer	181	97	1011	53.6	5.59	5	2.8	5	2.8	61t	5/29	67.7
Peete	129	71	758	55.0	5.88	2	1.6	4	3.1	25	16/103	64.7
Eagles	**534**	**282**	**2730**	**52.8**	**5.11**	**7**	**1.3**	**18**	**3.4**	**61t**	**56/317**	**57.7**
Opponents	**449**	**249**	**3001**	**55.5**	**6.68**	**18**	**4.0**	**9**	**2.0**	**59**	**42/281**	**81.2**

Score By Periods	Q1	Q2	Q3	Q4	OT	Pts
Eagles	33	47	24	57	0	161
Opponents	85	53	94	109	3	344

Scoring	TD	Ru	Pa	Rt	PAT	FG	2Pt	Pts
Boniol	0	0	0	0	15-17	14-21	0	57
Staley	6	5	1	0			0	36
Garner	4	4	0	0			0	24
Fryar	2	0	2	0			0	12
Graham	2	0	2	0			0	12
Peete	1	1	0	0			0	6
Sinceno	1	0	1	0			0	6
Solomon	1	0	1	0			0	6
Thomas (safety)	0	0	0	0			0	2
Eagles	**17**	**10**	**7**	**0**	**15-17**	**14-21**	**0**	**161**
Opponents	**39**	**18**	**18**	**3**	**36-37**	**24-32**	**1**	**344**

2-Pt. Conversions: Eagles 0-0, Opponents 1-2

Field Goals	1-19	20-29	30-39	40-49	50+
Boniol	3/3	3/3	4/5	3/9	1/1
Eagles	**3/3**	**3/3**	**4/5**	**3/9**	**1/1**
Opponents	**0/0**	**7/7**	**6/8**	**11/13**	**0/4**

Boniol: () (45N,24G,42G) (29G) () () (44G,48N) (42N,35G) () (39G) (19G) (44N) (34G) (50G,46B) (19G,33N) (21G,48N,41G,39G) (19G)
Opponents: (42G) (23G) (52N,47G) (40N,21G) () (47N, 46G,34G) (23G,26G) (33G,25G) (41G,48G, 35G,58N) (32N) (40G,49G) (33G) (46G,20G,52N) (28G,34N,32G) (51N,42G,41G) (43G,33G)

Punting	No	Yds	Avg	Net	TB	Lg	B
Hutton	104	4339	41.7	34.9	10	61	0
Eagles	**104**	**4339**	**41.7**	**34.9**	**10**	**61**	**0**
Opponents	**85**	**3616**	**42.5**	**37.3**	**8**	**71**	**1**

Punt Returns	Ret	FC	Yds	Avg	Lg	TD
Rossum	22	7	187	8.5	25	0
Solomon	11	12	100	9.1	40	0
A.Harris	1	0	-2	-2.0	-2	0
Eagles	**34**	**19**	**285**	**8.4**	**40**	**0**
Opponents	**61**	**9**	**511**	**8.4**	**69t**	**1**

Sacks: Douglas 12.5, Wallace 6.0, H. Thomas 5.0, Jefferson 4.0, B. Johnson 2.5, Darling 2.0, W. Thomas 2.0, Whiting 1.5, Caldwell 1.0, Dawkins 1.0, J. Harris 1.0, Martin LG 1.0, Martin TM 1.0, Rossum 1.0, Vincent 1.0, McTyer 0.5, **Eagles 42.0, Opponents 56.0**

Leading Tacklers: Zordich 123, Willis 105, W.Thomas 95, Dawkins 92, Vincent 59, Douglas 55, H.Thomas 54, A.Harris 53, Caldwell 52, B.Johnson 52

Pro Bowl Selections: none

USUAL STARTERS

WR	Irving Fryar	LDE	Greg Jefferson
LT	Tra Thomas	LDT	Hollis Thomas
LG	Jermane Mayberry	RDT	Bill Johnson
C	Steve Everitt	RDE	Hugh Douglas
RG	Ian Beckles	LLB	James Darling (8)
RT	Richard Cooper		Mike Caldwell (8)
TE	Jason Dunn	MLB	James Willis
WR	Jeff Graham	RLB	William Thomas
QB	Bobby Hoying (7)	LCB	Troy Vincent
	Koy Detmer (5)	RCB	Bobby Taylor
RB	Duce Staley	SS	Michael Zordich
FB	Kevin Turner	FS	Brian Dawkins

1999 EAGLES STATISTICS

Record: 5-11, 5th in NFC East
Head Coach: Andy Reid

S-12	L	24-25	Arizona	64,113
S-19	L	5-19	Tampa Bay	64,285
S-26	L	0-26	at Buffalo	70,872
O-03	L	15-16	at NY Giants	77,959
O-10	W	13-10	Dallas	66,669
O-17	W	20-16	at Chicago	66,944
O-24	L	13-16	at Miami	73,975
O-31	L	17-23	NY Giants (OT)	66,481
N-07	L	7-33	at Carolina	62,569
N-14	W	35-28	Washington	66,591
N-21	L	17-44	Indianapolis	65,521
N-28	L	17-20	at Washington (OT)	74,741
D-05	L	17-21	at Arizona	46,550
D-12	L	10-20	at Dallas	64,086
D-19	W	24-9	New England	65,475
J-02	W	38-31	St. Louis	60,700

TEAM STATS	EAGLES	OPP
Total First Downs	**218**	**328**
Rushing	76	125
Passing	123	171
Penalty	19	32
3rd Down: Made/Att	**74/238**	**88/233**
3rd Down Pct.	31.1	37.8
4th Down: Made/Att	**6/9**	**9/15**
4th Down Pct.	66.7	60.0
Possession Avg.	**27:03**	**32:57**
Total Net Yards	**3830**	**5462**
Avg. Per Game	239.4	341.4
Total Plays	947	1124
Avg. Per Play	4.0	4.9
Net Yards Rushing	**1746**	**2001**
Avg. Per Game	109.1	125.1
Total Rushes	424	519
Net Yards Passing	**2084**	**3461**
Avg. Per Game	130.3	216.3
Sacked/Yards Lost	49/321	37/272
Gross Yards	2405	3733
Att./Completions	474/235	568/322
Completion Pct.	49.6	56.7
Had Intercepted	18	28
Punts/Average	**108/41.9**	**73/41.2**
Net Punting Avg.	**108/35.1**	**73/35.9**
Penalties/Yards	**102/905**	**89/719**
Fumbles/Ball Lost	**33/21**	**38/18**
Touchdowns	**29**	**36**
Rushing	5	12
Passing	18	22
Returns	6	2

Score By Periods	Q1	Q2	Q3	Q4	OT	Pts
Eagles	71	77	38	86	0	272
Opponents	100	107	70	71	9	357

Pro Bowl Selections: FS Brian Dawkins, CB Troy Vincent

Rushing	No.	Yds	Avg	Lg	TD
Staley	325	1273	3.9	29	4
McNabb	47	313	6.7	27	0
Bieniemy	12	75	6.3	28	1
Pederson	20	33	1.7	19	0
Jam.Bostic	5	19	3.8	5	0
Watson	4	17	4.3	6	0
Turner	6	15	2.5	5	0
C. Martin	3	3	1.0	2	0
Detmer	2	-2	-2.0	-1	0
Eagles	**424**	**1746**	**4.1**	**29**	**5**
Opponents	**519**	**2001**	**3.9**	**62t**	**12**

Receiving	No.	Yds	Avg	Lg	TD
Small	49	655	13.4	84t	4
Staley	41	294	7.2	19	2
C.Johnson	34	414	12.2	36	1
Broughton	26	295	11.3	33	4
Brown	18	188	10.4	27	1
Weaver	11	91	8.3	14	0
C.Martin	11	22	2.0	9	0
Jells	10	180	18.0	57t	2
Turner	9	46	5.1	14	0
Lewis LG	8	88	11.0	21	3
Lewis TM	7	76	10.9	21	3
D.Douglas	8	79	9.9	29t	1
Jam.Bostic	5	8	1.6	7	0
Bieniemy	2	28	14.0	27	0
Finneran	2	21	10.5	11	0
T.Smith	1	14	14.0	14	0
McNabb	1	-6	-6.0	-6	0
Eagles	**235**	**2405**	**10.2**	**84t**	**18**
Opponents	**322**	**3733**	**11.6**	**80t**	**22**

INTs	No.	Yds	Avg	Lg	TD
Vincent	7	91	13.0	35	0
A. Harris	4	151	37.8	84	1
Dawkins	4	127	31.8	67t	1
Taylor	4	59	14.8	28	1
Trotter	2	30	15.0	30	0
Mamula	1	41	41.0	41t	1
Darling	1	33	33.0	33	0
Cook	1	29	29.0	29	0
Moore	1	28	28.0	28	0
Whiting	1	22	22.0	22t	1
Caldwell	1	12	12.0	12	0
Hauck	1	2	2.0	2	0
Eagles	**28**	**625**	**22.3**	**84**	**5**
Opponents	**18**	**266**	**14.8**	**78t**	**2**

Punting	No	Yds	Avg	Net	TB	Lg	B
Landeta	107	4524	42.3	35.1	12	60	1
Eagles	**108**	**4524**	**41.9**	**35.1**	**12**	**60**	**1**
Opponents	**73**	**3011**	**41.2**	**35.9**	**7**	**63**	**0**

Punt Returns	Ret	FC	Yds	Avg	Lg	TD
Rossum	28	17	250	8.9	39	0
C.Johnson	1	0	0	0.0	0	0
Brown	0	1	0	--	--	0
Eagles	**29**	**18**	**250**	**8.6**	**39**	**0**
Opponents	**59**	**16**	**490**	**8.3**	**32**	**0**

Leading Tacklers: Trotter 202, Hauck 122, W.Thomas 116, Dawkins 103, Vincent 100, Darling 98, H.Thomas 72, Jefferson 67, S.Martin 60, Mamula 57

Passing	Att	Cmp	Yds	Cmp%	Yds/Att	TD	TD%	Int	Int%	Lg	Sk/Lost	Rat
Pederson	227	119	1276	52.4	5.62	7	3.1	9	4.0	84t	20/109	62.9
McNabb	216	106	948	49.1	4.39	8	3.7	7	3.2	63t	28/204	60.1
Detmer	29	10	181	34.5	6.24	3	10.3	2	6.9	50t	0/0	62.6
Small	2	0	0	0.0	0.00	0	0.0	0	0.0	--	0/0	39.6
Staley	0	0	0	---	---	0	---	0	---	--	1/8	---
Eagles	**474**	**235**	**2405**	**49.6**	**5.07**	**18**	**3.8**	**18**	**3.8**	**84t**	**49/321**	**61.4**
Opponents	**568**	**322**	**3733**	**56.7**	**6.57**	**22**	**3.9**	**28**	**4.9**	**80t**	**37/272**	**69.1**

Scoring	TD	Ru	Pa	Rt	PAT	FG	2Pt	Pts
N.Johnson	0	0	0	0	25/25	18/25	0	79
Staley	6	4	2	0			0	36
Broughton	4	0	4	0			0	24
Small	4	0	4	0			0	24
Lewis	3	0	3	0			0	18
Jells	2	0	2	0			0	12
Akers	0	0	0	0	2/2	3/6	0	11
C.Johnson (safety)	1	0	1	0			0	8
Bieniemy	1	1	0	0			0	6
Brown	1	0	1	0			0	6
Dawkins	1	0	0	1			0	6
D. Douglas	1	0	1	0			0	6
A. Harris	1	0	0	1			0	6
Mamula	1	0	0	1			0	6
Rossum	1	0	0	1			0	6
Taylor	1	0	0	1			0	6
Whiting	1	0	0	1			0	6
McNabb	0	0	0	0			1	2
Weaver	0	0	0	0			1	2
Team (safety)	0	0	0	0			0	2
Eagles	**29**	**5**	**18**	**6**	**27/27**	**21/31**	**2**	**272**
Opponents	**36**	**12**	**22**	**2**	**33/33**	**36/45**	**0**	**357**

2-Pt. Conversions: Eagles 2-2, Opponents 0-2

Field Goals	1-19	20-29	30-39	40-49	50+
N.Johnson	0/0	8/9	5/8	5/6	0/2
Akers	0/0	0/0	0/0	2/3	1/3
Eagles	**0/0**	**8/9**	**5/8**	**7/9**	**1/5**
Opponents	**1/1**	**12/13**	**12/15**	**9/11**	**2/5**

N.Johnson: (25G) (39G,26N,50N) (50N) (26G,3G) (48G,31G) (28G,27G) (44G,42N) (28G,33B) ( ) (49G,29G,32N,20G,30G) ( ) (34G) (29G) (44G) (43G) (39N)
Akers: ( ) ( ) ( ) ( ) ( ) ( ) (53G) (59N) ( ) ( ) (48G) (47N) ( ) ( ) (51N) (46G)
Opponents: (31G,25G,32G,31G) (51G,24G) (24G,29G,19G,36G,49N) (35G,25G,23G) (42G,50N) (46G,40G, 32N,41G)(37G,37G,54G) (28G,34N) (38G,28G,33G,22G) (50N) (45G,29G,34G) (43G,28N,27G) ( ) (49N,30G, 34G,33N) (23G,43G,56N,46G) (47G)

Kickoff Returns	No.	Yds	Avg	Lg	TD
Rossum	54	1347	24.9	89t	1
Bieniemy	10	210	21.0	30	0
Whiting	3	49	16.3	21	0
Broughton	1	5	5.0	5	0
E.Smith	1	1	1.0	1	0
Eagles	**69**	**1612**	**23.4**	**89t**	**1**
Opponents	**57**	**1305**	**22.9**	**48**	**0**

Sacks: Mamula 8.5, Jefferson 4.0, Reese 3.0, T.Williams 3.0, W.Thomas 2.5, Trotter 2.5, H.Douglas 2.0, S.Martin 2.0, Dawkins 1.5, Caldwell 1.0, Cook 1.0, B.Johnson 1.0, H.Thomas 1.0, Vincent 1.0, Whiting 1.0, **Team 37.0, Opponents 49.0**

USUAL STARTERS

WR	Torrance Small	LDE	Greg Jefferson
LT	Tra Thomas	LDT	Hollis Thomas
LG	Doug Brzezinski	RDT	Steve Martin
C	Steve Everitt	RDE	Mike Mamula
RG	Jeff Dellenbach	LLB	James Darling
RT	Lonnie Palelei	MLB	Jeremiah Trotter
TE	Jed Weaver	RLB	William Thomas
WR	Charles Johnson	LCB	Troy Vincent
QB	Doug Pederson (9)	RCB	Bobby Taylor
	Donovan McNabb (6)	SS	Tim Hauck
RB	Duce Staley	FS	Brian Dawkins
FB	Kevin Turner (7)		
	Cecil Martin (5)		

2000 EAGLES STATISTICS

Record: 11-5, 2nd in NFC East
Head Coach: Andy Reid

S-03	W	41-14	at Dallas	62,872
S-10	L	18-33	NY Giants	65,530
S-17	L	3-6	at Green Bay	59,869
S-24	W	21-7	at New Orleans	64,900
O-01	W	38-10	Atlanta	65,424
O-08	L	14-17	Washington	65,491
O-15	W	33-14	at Arizona	38,293
O-22	W	13-9	Chicago	65,553
O-29	L	7-24	at NY Giants	78,087
N-05	W	16-13	Dallas (OT)	65,636
N-12	W	26-23	at Pittsburgh (OT)	56,702
N-19	W	34-9	Arizona	65,356
N-26	W	23-20	at Washington	83,284
D-03	L	13-15	Tennessee	65,639
D-10	W	35-24	at Cleveland	72,318
D-24	W	16-7	Cincinnati	64,902
NFC WILD CARD				
D-31	W	21-3	Tampa Bay	65,813
NFC DIVISIONAL PLAYOFF				
J-07	L	10-20	at NY Giants	78,765

TEAM STATS	EAGLES	OPP
Total First Downs	**295**	**295**
Rushing	88	105
Passing	182	159
Penalty	25	31
3rd Down: Made/Att	**90/224**	**72/221**
3rd Down Pct.	40.2	32.6
4th Down: Made/Att	**7/11**	**14/24**
4th Down Pct.	63.6	58.3
Possession Avg.	**29:01**	**30:59**
Total Net Yards	**5006**	**4820**
Avg. Per Game	312.9	301.3
Total Plays	1017	1055
Avg. Per Play	4.9	4.6
Net Yards Rushing	**1882**	**1830**
Avg. Per Game	117.6	114.4
Total Rushes	397	453
Net Yards Passing	**3124**	**2990**
Avg. Per Game	195.3	186.9
Sacked/Yards Lost	45/262	50/291
Gross Yards	3386	3281
Att./Completions	575/331	552/314
Completion Pct.	57.6	56.9
Had Intercepted	15	19
Punts/Average	**86/42.3**	**87/40.4**
Net Punting Avg.	**86/36.0**	**87/35.0**
Penalties/Yards	**113/980**	**111/936**
Fumbles/Ball Lost	**22/14**	**27/12**
Touchdowns	**38**	**23**
Rushing	13	10
Passing	21	11
Returns	4	2

Score By Periods	Q1	Q2	Q3	Q4	OT	Pts
Eagles	57	97	71	120	6	351
Opponents	34	70	40	101	0	245

Rushing	No.	Yds	Avg	Lg	TD
McNabb	86	629	7.3	54	6
Staley	79	344	4.4	60	1
Autry	112	334	3.0	15	3
Warren LG	74	296	4.0	32t	2
Warren TM	15	42	2.8	11	0
Pritchett	58	225	3.9	16	1
Mitchell	25	187	7.5	85t	2
Martin	13	77	5.9	23	0
C.Johnson	5	18	3.6	15	0
Akers	1	15	15.0	15	0
Detmer	1	8	8.0	8	0
Lee	1	2	2.0	2	0
Small	1	1	1.0	1	0
Eagles	**397**	**1882**	**4.7**	**85t**	**13**
Opponents	**453**	**1830**	**4.0**	**37**	**10**

Receiving	No.	Yds	Avg	Lg	TD
Lewis	69	735	10.7	52	3
C.Johnson	56	642	11.5	59	7
Small	40	569	14.2	70t	3
Warren LG	32	303	9.5	76t	1
Warren TM	1	1	1.0	1	0
Martin	31	219	7.1	26	0
Staley	25	201	8.0	26	0
Pritchett	25	193	7.7	17	0
Autry	24	275	11.5	37	1
Mitchell	13	89	6.8	21	1
Broughton	12	104	8.7	21	0
Pinkston	10	181	18.1	45	0
Thomason	10	46	4.6	11	5
Brown	9	80	8.9	18	1
McNabb	2	5	2.5	3	0
Lee	1	20	20.0	20	0
D.Douglas	1	9	9.0	9	0
Miller	1	9	9.0	9	0
Van Dyke	1	8	8.0	8	0
Eagles	**331**	**3386**	**10.2**	**70t**	**21**
Opponents	**314**	**3281**	**10.4**	**70t**	**11**

INTs	No.	Yds	Avg	Lg	TD
Vincent	5	34	6.8	17	0
Dawkins	4	62	15.5	32	0
Taylor	3	64	21.3	38	0
Moore	2	24	12.0	20	0
Emmons	2	8	4.0	8	0
Trotter	1	27	27.0	27t	1
Caldwell	1	25	25.0	25t	1
H.Douglas	1	0	0.0	0	0
Harris	0	1	--	1	0
Eagles	**19**	**255**	**13.4**	**38**	**2**
Opponents	**15**	**146**	**9.7**	**33**	**0**

Punting	No	Yds	Avg	Net	TB	Lg	B
Landeta	86	3635	42.3	36.0	8	60	0
Eagles	**86**	**3635**	**42.3**	**36.0**	**8**	**60**	**0**
Opponents	**87**	**3516**	**40.4**	**35.0**	**7**	**52**	**0**

Punt Returns	Ret	FC	Yds	Avg	Lg	TD
Mitchell	32	33	335	10.5	72t	1
Bostic	1	0	0	0.0	0	0
Eagles	**33**	**33**	**335**	**10.2**	**72t**	**1**
Opponents	**47**	**18**	**375**	**8.0**	**70t**	**1**

Pro Bowl Selections: DE Hugh Douglas, TE Chad Lewis, QB Donovan McNabb, LB Jeremiah Trotter, CB Troy Vincent

Scoring	TD	Ru	Pa	Rt	PAT	FG	2Pt	Pts
Akers	0	0	0	0	34/36	29/33	0	121
C.Johnson	7	0	7	0			0	42
McNabb	6	6	0	0			0	36
Mitchell	5	2	1	2			0	30
Thomason	5	0	5	0			0	30
Autry	4	3	1	0			0	24
Small	3	0	3	0			1	20
Lewis	3	0	3	0			0	18
Warren LG	3	2	1	0			0	18
Brown	1	0	1	0			0	6
Caldwell	1	0	0	1			0	6
Pritchett	1	1	0	0			0	6
Staley	1	1	0	0			0	6
Trotter	1	0	0	1			0	6
Eagles	**38**	**13**	**21**	**4**	**34/36**	**29/33**	**1**	**351**
Opponents	**23**	**10**	**11**	**2**	**21/21**	**28/33**	**1**	**245**

2-Pt. Conversions: Eagles 1-2, Opponents 1-2

Field Goals	1-19	20-29	30-39	40-49	50+
Akers	1/1	6/6	14/15	7/10	1/1
Eagles	**1/1**	**6/6**	**14/15**	**7/10**	**1/1**
Opponents	**0/0**	**9/9**	**9/11**	**8/11**	**2/2**

Akers: (33G,37G) (33G,29G) (43G) ( ) (39G,38G,19G) ( ) (31G,29G) (51G,29G) (48N) (40N,34G,34G,32G) (26G,45G,38N,42G,42G) (38G,46G) (27G,33G,30G) (23G,40G) ( ) (32G,45G,41N,33G)
Opponents: (34G,38G) (32G,36G,44G,23G) (40N,37G,38G) ( ) (48G) (33N,42N,24G) ( ) (25G,33G,40G) (31G) (48G,27G) (38G,52G,40G) (42G) (26G,20G,44N) (26G,42G,22G,44G,50G) (29G) (31N)

Kickoff Returns	No.	Yds	Avg	Lg	TD
Mitchell	47	1124	23.9	89t	1
D.Douglas	2	50	25.0	41	0
Broughton	1	20	20.0	20	0
Whiting	1	18	18.0	18	0
Pritchett	1	15	15.0	15	0
Thomason	1	10	10.0	10	0
Dawkins	1	2	2.0	2	0
Eagles	**54**	**1239**	**22.9**	**89t**	**1**
Opponents	**72**	**1519**	**21.1**	**47**	**0**

Leading Tacklers: Trotter 171, Emmons 116, Gardner 95, Moore 94, Dawkins 94, Vincent 92, H.Thomas 81, Simon 74, Caldwell 63, H.Douglas 60, Whiting 60

Sacks: H. Douglas 15.0, Simon 9.5, Mamula 5.5, H. Thomas 4.0, Grasmanis 3.5, Whiting 3.5, Trotter 3.0, Dawkins 2.0, Gardner 1.0, Vincent 1.0, Darling 0.5, Emmons 0.5, **Eagles 50.0, Opponents 45.0**

USUAL STARTERS

WR	Torrance Small	LDE	Brandon Whiting
LT	Tra Thomas	LDT	Corey Simon
LG	John Welbourn	RDT	Hollis Thomas
C	Bubba Miller	RDE	Hugh Douglas
RG	Jermane Mayberry	WILL	Barry Gardner
RT	Jon Runyan	MLB	Jeremiah Trotter
TE	Chad Lewis	SAM	Carlos Emmons
WR	Charles Johnson	LCB	Troy Vincent
QB	Donovan McNabb	RCB	Bobby Taylor
RB	Darnell Autry (7)	SS	Damon Moore
	Duce Staley (5)	FS	Brian Dawkins
FB	Cecil Martin		

Passing	Att	Cmp	Yds	Cmp%	Yds/Att	TD	TD%	Int	Int%	Lg	Sk/Lost	Rat
McNabb	569	330	3365	58.0	5.91	21	3.7	13	2.3	70t	45/262	77.8
Mitchell	4	1	21	25.0	5.25	0	0.0	0	0.0	21	0/0	49.0
Detmer	1	0	0	0.0	0.00	0	0.0	1	100.0	--	0/0	0.0
Small	1	0	0	0.0	0.00	0	0.0	1	100.0	--	0/0	0.0
Eagles	**575**	**331**	**3386**	**57.6**	**5.89**	**21**	**3.7**	**15**	**2.6**	**70t**	**45/262**	**75.9**
Opponents	**552**	**314**	**3281**	**56.9**	**5.94**	**11**	**2.0**	**19**	**3.4**	**70t**	**50/291**	**66.6**

2001 EAGLES STATISTICS

Record: 11-5, 1st in NFC East
Head Coach: Andy Reid

S-09	L	17-20	St. Louis (OT)	66,243
S-23	W	27- 3	at Seattle	62,826
S-30	W	40-18	Dallas	66,621
O-07	L	20-21	Arizona	66,360
O-22	W	10- 9	at NY Giants	78,821
O-28	L	10-20	Oakland	65,342
N-04	W	21- 7	at Arizona	33,430
N-11	W	48-17	Minnesota	65,638
N-18	W	36- 3	at Dallas	63,204
N-25	L	3-13	Washington	65,666
N-29	W	23-10	at Kansas City	77,087
D-09	W	24-14	San Diego	65,438
D-16	W	20- 6	at Washington	84,936
D-22	L	3-13	at San Francisco	68,124
D-30	W	24-21	NY Giants	65,885
J-06	W	17-13	at Tampa Bay	65,541
NFC WILD CARD				
J--12	W	31- 9	Tampa Bay	65,847
NFC DIVISIONAL PLAYOFF				
J-19	W	33-19	at Chicago	66,944
NFC CHAMPIONSHIP				
J-27	L	24-29	at St. Louis	66,502

TEAM STATS	EAGLES	OPP
Total First Downs	**256**	**262**
Rushing	90	88
Passing	146	150
Penalty	20	24
3rd Down: Made/Att	**68/220**	**71/232**
3rd Down Pct.	30.9	30.6
4th Down: Made/Att	**9/13**	**7/13**
4th Down Pct.	69.2	53.8
Possession Avg.	**28:39**	**31:21**
Total Net Yards	**4923**	**4701**
Avg. Per Game	307.7	293.8
Total Plays	974	1017
Avg. Per Play	5.1	4.6
Net Yards Rushing	**1778**	**1837**
Avg. Per Game	111.1	114.8
Total Rushes	412	455
Net Yards Passing	**3145**	**2864**
Avg. Per Game	196.6	179.0
Sacked/Yards Lost	40/282	45/283
Gross Yards	3427	3147
Att./Completions	522/300	517/288
Completion Pct.	57.5	55.7
Had Intercepted	14	14
Punts/Average	**97/43.5**	**104/40.6**
Net Punting/ Avg.	**97/36.4**	**104/34.6**
Penalties/Yards	**100/768**	**85/741**
Fumbles/Ball Lost	**20/10**	**39/19**
Touchdowns	**38**	**20**
Rushing	6	6
Passing	27	13
Returns	5	1

Rushing	No.	Yds	Avg	Lg	TD
Staley	166	604	3.6	44t	2
Buckhalter	129	586	4.5	48	2
McNabb	82	482	5.9	33	2
Thrash	6	57	9.5	24	0
Martin	9	27	3.0	8	0
B.Mitchell	7	9	1.3	11	0
Detmer	8	6	0.8	14	0
Smart	2	6	3.0	6	0
Pinkston	1	5	5.0	5	0
F.Mitchell	2	-4	-2.0	12	0
Eagles	**412**	**1778**	**4.3**	**48**	**6**
Opponents	**455**	**1837**	**4.0**	**80**	**6**

Receiving	No.	Yds	Avg	Lg	TD
Thrash	63	833	13.2	64t	8
Staley	63	626	9.9	46t	2
Pinkston	42	586	14.0	62t	4
Lewis	41	422	10.3	33	6
Martin	24	124	5.2	17	2
F. Mitchell	21	283	13.5	29	1
Buckhalter	13	130	10.0	26	0
Brown	7	95	13.6	18	0
B.Mitchell	6	122	20.3	56	0
D.Douglas	5	77	15.4	27	2
Stewart	5	52	10.4	15	1
Thomason	5	33	6.6	11	0
Scott	2	26	13.0	18	0
Reader	2	14	7.0	11	0
Bartrum	1	4	4.0	4t	1
Eagles	**300**	**3427**	**11.4**	**64t**	**27**
Opponents	**288**	**3147**	**10.9**	**76**	**13**

INTs	No.	Yds	Avg	Lg	TD
Vincent	3	0	0.0	0	0
Trotter	2	64	32.0	50t	1
Harris	2	22	11.0	14	0
Dawkins	2	15	7.5	15	0
Moore	2	2	1.0	2	0
Hampton	1	38	38.0	38t	1
Cook	1	11	11.0	11	0
Taylor	1	5	5.0	5	0
Eagles	**14**	**152**	**10.9**	**50t**	**2**
Opponents	**14**	**99**	**7.1**	**25**	**0**

Punting	No.	Yds	Avg	Net	TB	Lg	B
Landeta	97	4221	43.5	36.4	10	64	0
Eagles	**97**	**4221**	**43.5**	**36.4**	**10**	**64**	**0**
Opponents	**104**	**4225**	**40.6**	**34.6**	**6**	**61**	**0**

Punt Returns	Ret	FC	Yds	Avg	Lg	TD
B.Mitchell	39	22	467	12.0	54	0
Brown	5	0	30	6.0	11	0
Cook	0	0	11	--	11	0
Eagles	**44**	**22**	**508**	**11.5**	**54**	**0**
Opponents	**56**	**16**	**488**	**8.7**	**30**	**0**

Kickoff Returns	No.	Yds	Avg	Lg	TD
B. Mitchell	41	1025	25.0	94t	1
Thrash	5	101	20.2	34	0
D.Douglas	2	32	16.0	18	0
Buckhalter	1	28	28.0	28	0
Lewis	0	-10	-10.0	-10	0
Reese	0	-11	-11.0	-11	0
Eagles	**49**	**1165**	**23.8**	**94t**	**1**
Opponents	**67**	**1430**	**21.3**	**59**	**0**

Passing	Att	Cmp	Yds	Cmp%	Yds/Att	TD	TD%	Int	Int%	Lg	Sk/Lost	Rat
McNabb	493	285	3233	57.8	6.56	25	5.1	12	2.4	64t	39/ 273	84.3
Detmer	14	5	51	35.7	3.64	0	0.0	1	7.1	16	1/ 9	17.3
Feeley	14	10	143	71.4	10.21	2	14.3	1	7.1	27	0/ 0	114.0
F.Mitchell	1	0	0	0.0	0.00	0	0.0	0	0.0	0	0/ 0	39.6
Eagles	**522**	**300**	**3427**	**57.5**	**6.57**	**27**	**5.2**	**14**	**2.7**	**64t**	**40/ 282**	**83.4**
Opponents	**517**	**288**	**3147**	**55.7**	**6.09**	**13**	**2.5**	**14**	**2.7**	**76**	**45/ 283**	**71.0**

Score By Periods	Q1	Q2	Q3	Q4	OT	Pts
Eagles	58	144	40	101	0	343
Opponents	50	72	30	53	3	208

Scoring	TD	Ru	Pa	Rt	PAT	FG	2Pt	Pts
Akers	0	0	0	0	37/38	26/31	0	115
Thrash	8	0	8	0			0	48
Lewis	6	0	6	0			0	36
Pinkston	4	0	4	0			0	24
Staley	4	2	2	0			0	24
Buckhalter	2	2	0	0			0	12
D. Douglas	2	0	2	0			0	12
Martin	2	0	2	0			0	12
McNabb	2	2	0	0			0	12
Bartrum	1	0	1	0			0	6
Dawkins	1	0	0	1			0	6
Hampton	1	0	0	1			0	6
B.Mitchell	1	0	0	1			0	6
F.Mitchell	1	0	1	0			0	6
Moore	1	0	0	1			0	6
Stewart	1	0	1	0			0	6
Trotter	1	0	0	1			0	6
Eagles	**38**	**6**	**27**	**5**	**37/38**	**26/31**	**0**	**343**
Opponents	**20**	**6**	**13**	**1**	**17/17**	**23/32**	**1**	**208**

2-Pt. Conversions: Eagles 0-0, Opponents 1-3

Field Goals	1-19	20-29	30-39	40-49	50+
Akers	1/1	9/9	7/8	7/10	2/3
Eagles	**1/1**	**9/9**	**7/8**	**7/10**	**2/3**
Opponents	**0/0**	**10/10**	**5/10**	**8/12**	**0/0**

Akers: (50G) (48G,49N,21G) (40G,19G) (42G,28G) (44N,25G) (34G) ( ) (36G,21G) (24G,46G,26G,28G,30G) (49G) (24G,33G,38G) (37G)(40G,50G) (20G) (43N,35G) (34N,47G,50N)
Opponents: (20G,26G) (41G) (41G,43G) (30N) (24G,21G,24G, 49N) (42G,32G) ( ) (43G) (47N,41N,30G) (37N, 43G, 32G) (29G) (34N,37N) (39N,47G,25G,48N) (21G, 32G) (25G,32G) (42G,23G)

Sacks: H. Douglas 9.5, Simon 7.5, Burgess 6.0, Trotter 3.5, Caldwell 3.0, Kalu 3.0, Whiting 2.5, Grasmanis 2.0, Dawkins 1.5, Vincent 1.5, Cook 1.0, Emmons 1.0, Moore 1.0, Taylor 1.0, Da. Walker 1.0, **Eagles 45.0, Opponents 40.0**

Leading Tacklers: Trotter 164, Caldwell 140, Emmons 110, Dawkins 106, Moore 105, Vincent 79, H.Thomas 70, Simon 53, H.Douglas 53, Burgess 51

Pro Bowl Selections: K David Akers, FS Brian Dawkins, DE Hugh Douglas, TE Chad Lewis, QB Donovan McNabb, T Tra Thomas, LB Jeremiah Trotter, CB Troy Vincent

USUAL STARTERS

WR	Todd Pinkston	LDE	Brandon Whiting
LT	Tra Thomas	LDT	Corey Simon
LG	John Welbourn	RDT	Hollis Thomas
C	Hank Fraley	RDE	Hugh Douglas
RG	Jermane Mayberry	WILL	Mike Caldwell
RT	Jon Runyan	MLB	Jeremiah Trotter
TE	Chad Lewis	SAM	Carlos Emmons
WR	James Thrash	LCB	Troy Vincent
QB	Donovan McNabb	RCB	Bobby Taylor
RB	D. Staley (10)	SS	Damon Moore
	C. Buckhalter (5)	FS	Brian Dawkins
FB	Cecil Martin		

2002 EAGLES STATISTICS

Record: 12-4, 1st in NFC East
Head Coach: Andy Reid

S-08	L	24-27	at Tennessee	68,804
S-16	W	37-7	at Washington	84,982
S-22	W	44-13	Dallas	65,537
S-29	W	35-17	Houston	64,867
O-06	L	25-28	at Jacksonville	65,005
O-20	W	20-10	Tampa Bay	65,523
O-28	W	17-3	NY Giants	65,791
N-03	W	19-13	at Chicago	54,049
N-10	L	13-35	Indianapolis	65,660
N-17	W	38-14	Arizona	64,990
N-25	W	38-17	at San Francisco	67,919
D-01	W	10-3	St. Louis	65,552
D-08	W	27-20	at Seattle	59,862
D-15	W	34-21	Washington	65,615
D-21	W	27-3	at Dallas	63,209
D-28	L	7-10	at NY Giants (OT)	78,782
NFC DIVISIONAL PLAYOFF				
J-11	W	20-6	Atlanta	66,452
NFC CHAMPIONSHIP				
J-19	L	10-27	Tampa Bay	66,713

TEAM STATS	EAGLES	OPP
Total First Downs	**311**	**272**
Rushing	124	83
Passing	164	160
Penalty	23	29
3rd Down: Made/Att	**90/231**	**66/213**
3rd Down Pct.	39.0	31.0
4th Down: Made/Att	**8/16**	**9/23**
4th Down Pct.	50.0	39.1
Possession Avg.	**31:10**	**28:50**
Total Net Yards	**5604**	**4754**
Avg. Per Game	350.3	297.1
Total Plays	1073	1009
Avg. Per Play	5.2	4.7
Net Yards Rushing	**2220**	**1660**
Avg. Per Game	138.8	103.8
Total Rushes	489	390
Net Yards Passing	**3384**	**3094**
Avg. Per Game	211.5	193.4
Sacked/Yards Lost	36/222	56/348
Gross Yards	3606	3442
Att./Completions	548/318	563/333
Completion Pct.	58.0	59.1
Had Intercepted	11	15
Punts/Average	**79/40.5**	**90/41.0**
Net Punting Avg.	**79/32.6**	**90/33.1**
Penalties/Yards	**111/897**	**112/969**
Fumbles/Ball Lost	**28/13**	**45/23**
Touchdowns	**46**	**27**
Rushing	15	5
Passing	27	18
Returns	4	4

Pro Bowl Selections: K David Akers, FS Brian Dawkins, DE Hugh Douglas, TE Chad Lewis, G Jermane Mayberry, QB Donovan McNabb, T Jon Runyan, CB Bobby Taylor, T Tra Thomas, CB Troy Vincent

Rushing	No.	Yds	Avg	Lg	TD
Staley	269	1029	3.8	57	5
McNabb	63	460	7.3	40t	6
Levens	75	411	5.5	47t	1
Westbrook	46	193	4.2	18	0
Thrash	18	126	7.0	32	2
Akers	1	10	10.0	10	0
Feeley	12	6	0.5	6	0
Detmer	2	4	2.0	3	1
Landeta	1	0	0.0	0	0
Martin	1	-4	-4.0	-4	0
Pinkston	1	-15	-15.0	-15	0
Eagles	**489**	**2220**	**4.5**	**57**	**15**
Opponents	**390**	**1660**	**4.3**	**58**	**5**

Receiving	No.	Yds	Avg	Lg	TD
Pinkston	60	798	13.3	42t	7
Thrash	52	635	12.2	39t	6
Staley	51	541	10.6	45	3
Freeman	46	600	13.0	59t	4
C.Lewis	42	398	9.5	30	3
Levens	19	124	6.5	24	1
Martin	15	126	8.4	53	0
F.Mitchell	12	105	8.8	18	0
Thomason	10	128	12.8	24	2
Westbrook	9	86	9.6	20	0
Dawkins	1	57	57.0	57t	1
Bartrum	1	8	8.0	8	0
Eagles	**318**	**3606**	**11.3**	**59t**	**27**
Opponents	**333**	**3442**	**10.3**	**57t**	**18**

INTs	No.	Yds	Avg	Lg	TD
Taylor	5	43	8.6	23t	1
Barber	2	81	40.5	80t	1
Brown	2	41	20.5	29	0
Dawkins	2	27	13.5	27	0
Vincent	2	1	0.5	1	0
Harris	1	0	0.0	0	0
M.Lewis	1	0	0.0	0	0
Eagles	**15**	**193**	**12.9**	**80t**	**2**
Opponents	**11**	**86**	**7.8**	**35**	**0**

Punting	No.	Yds	Avg	Net	TB	Lg	B
Baker LG	55	2133	38.8	31.5	4	51	0
Baker TM	13	445	34.2	29.8	1	44	0
Landeta	52	2229	42.9	34.6	7	63	0
Johnson	14	523	37.4	27.7	2	53	0
Eagles	**79**	**3197**	**40.5**	**32.6**	**10**	**63**	**0**
Opponents	**90**	**3690**	**41.0**	**33.1**	**7**	**74**	**0**

Punt Returns	Ret	FC	Yds	Avg	Lg	TD
B.Mitchell	46	11	567	12.3	76t	1
Taylor	1	0	0	0.0	0	0
Eagles	**47**	**11**	**567**	**12.1**	**76t**	**1**
Opponents	**30**	**20**	**420**	**14.0**	**90t**	**2**

Kickoff Returns	No.	Yds	Avg	Lg	TD
B.Mitchell	43	1162	27.0	57	0
D.Douglas	4	77	19.3	23	0
Slechta	2	22	11.0	12	0
Levens	1	24	24.0	24	0
Thomason	1	12	12.0	12	0
Kalu	1	0	0.0	0	0
Eagles	**52**	**1297**	**24.9**	**57**	**0**
Opponents	**76**	**1637**	**21.5**	**100t**	**1**

Score By Periods	Q1	Q2	Q3	Q4	OT	Pts
Eagles	85	161	79	90	0	415
Opponents	61	61	50	66	3	241

Scoring	TD	Ru	Pa	Rt	PAT	FG	2Pt	Pts
Akers	0	0	0	0	43/43	30/34	0	133
Staley	8	5	3	0			1	50
Thrash	8	2	6	0			0	48
Pinkston	7	0	7	0			0	42
McNabb	6	6	0	0			0	36
Freeman	4	0	4	0			0	24
C.Lewis	3	0	3	0			2	22
Levens	2	1	1	0			0	12
Thomason	2	0	2	0			0	12
Barber	1	0	0	1			0	6
Dawkins	1	0	1	0			0	6
Detmer	1	1	0	0			0	6
Emmons	1	0	0	1			0	6
B.Mitchell	1	0	0	1			0	6
Taylor	1	0	0	1			0	6
Eagles	**46**	**15**	**27**	**4**	**43/43**	**30/34**	**3**	**415**
Opponents	**27**	**5**	**18**	**4**	**24/24**	**17/21**	**2**	**241**

2-Pt. Conversions: Eagles 3-3, Opponents 2-3

Field Goals	1-19	20-29	30-39	40-49	50+
Akers	0/0	9/9	14/16	6/7	1/2
Eagles	**0/0**	**9/9**	**14/16**	**6/7**	**1/2**
Opponents	**0/0**	**2/3**	**8/9**	**6/7**	**1/2**

Akers: (30G) (22G,40G,47G) (51G,20G,32G) (25G, 41G) (31G) (30G,36G) (50N,27G,36G,35G) (23G,36G, 27G,22G) (34G,20G) (34G) (48N,43G) (31G) (33G,40G, 39N) (28G,45G) (32G,39G) (35N)
Opponents: (33G,47G) ( ) (47G,33G) (48G) (34G,31G) (48G,29N) (26G) (30G,53G) (48N) ( ) (35G) (55N,22G) (34G,43G) ( ) (42G) (36N,39G)

Sacks: H.Douglas 12.5, Kalu 8.0, Walker 7.5, Whiting 6.0, Grasmanis 4.0, Emmons 3.5, Dawkins 3.0, Bishop 2.0, Simon 2.0, Reese 1.5, Barber 1.0, Brown 1.0, Cook 1.0, Gardner 1.0, M.Lewis 1.0, Team 1.0,
Eagles 56.0, Opponents 36.0

Leading Tacklers: Dawkins 131, Barber 119, Kirkland 105, Emmons 92, Reese 73, Vincent 67, Bishop 63, H. Douglas 55, Taylor 49, Walker 49

USUAL STARTERS

WR	Todd Pinkston	LDE	Brandon Whiting
LT	Tra Thomas	LDT	Corey Simon
LG	John Welbourn	RDT	Darwin Walker
C	Hank Fraley	RDE	Hugh Douglas
RG	Jermane Mayberry	WILL	Shawn Barber
RT	Jon Runyan	MLB	Levon Kirkland
TE	Chad Lewis	SAM	Carlos Emmons
WR	James Thrash	LCB	Troy Vincent
QB	Donovan McNabb (10)	RCB	Bobby Taylor
	A.J. Feeley (5)	SS	Blaine Bishop
RB	Duce Staley	FS	Brian Dawkins
FB	Cecil Martin		

Passing	Att	Cmp	Yds	Cmp%	Yds/Att	TD	TD%	Int	Int%	Lg	Sk/Lost	Rat
McNabb	361	211	2289	58.4	6.34	17	4.7	6	1.7	59t	28/166	86.0
Feeley	154	86	1011	55.8	6.56	6	3.9	5	3.2	53	7/48	75.4
Detmer	28	19	224	67.9	8.00	2	7.1	0	0.0	37	1/8	115.8
B.Mitchell	1	1	57	100.0	57.00	1	100.0	0	0.0	57t	0/0	158.3
Westbrook	1	1	25	100.0	25.00	1	100.0	0	0.0	25t	0/0	158.3
Levens	2	0	0	0.0	0.00	0	0.0	0	0.0	--	0/0	39.6
F.Mitchell	1	0	0	0.0	0.00	0	0.0	0	0.0	--	0/0	39.6
Eagles	**548**	**318**	**3606**	**58.0**	**6.58**	**27**	**4.9**	**11**	**2.0**	**59t**	**36/222**	**85.9**
Opponents	**563**	**333**	**3442**	**59.1**	**6.11**	**18**	**3.2**	**15**	**2.7**	**57t**	**56/348**	**76.4**

2003 EAGLES STATISTICS

Record: 12-4, 1st in NFC East
Head Coach: Andy Reid

S-08	L	0-17	Tampa Bay	67,772
S-14	L	10-31	New England	67,624
S-28	W	23-13	at Buffalo	73,305
O-05	W	27-25	Washington	67,792
O-12	L	21-23	at Dallas	63,648
O-19	W	14-10	at NY Giants	78,883
O-26	W	24-17	NY Jets	67,853
N-02	W	23-16	at Atlanta	70,064
N-10	W	17-14	at Green Bay	70,291
N-16	W	28-10	New York Giants	67,867
N-23	W	33-20	New Orleans	67,802
N-30	W	25-16	at Carolina	72,977
D-07	W	36-10	Dallas	69,773
D-15	W	34-27	at Miami	73,780
D-21	L	28-31	San Francisco (OT)	67,866
D-27	W	31-7	at Washington	76,766
NFC DIVISIONAL PLAYOFF				
J-11	W	20-17	Green Bay (OT)	67,707
NFC CHAMPIONSHIP				
J-18	L	3-14	Carolina	67,862

TEAM STATS	EAGLES	OPP
Total First Downs	**302**	**306**
Rushing	105	116
Passing	156	171
Penalty	41	19
3rd Down: Made/Att	**69/190**	**78/221**
3rd Down Pct.	36.3	35.3
4th Down: Made/Att	**3/7**	**8/22**
4th Down Pct.	42.9	36.4
Possession Avg.	**28:17**	**31:43**
Total Net Yards	**5035**	**5307**
Avg. Per Game	314.7	331.7
Total Plays	944	1058
Avg. Per Play	5.3	5.0
Net Yards Rushing	**2015**	**2071**
Avg. Per Game	125.9	129.4
Total Rushes	417	461
Net Yards Passing	**3020**	**3236**
Avg. Per Game	188.8	202.3
Sacked/Yards Lost	43/253	38/248
Gross Yards	3273	3484
Att./Completions	484/279	559/337
Completion Pct.	57.6	60.3
Had Intercepted	11	13
Punts/Average	**79/40.6**	**78/38.9**
Net Punting Avg.	**79/34.6**	**78/33.6**
Penalties/Yards	**96/817**	**129/1105**
Fumbles/Ball Lost	**21/11**	**26/13**
Touchdowns	**43**	**32**
Rushing	23	13
Passing	17	17
Returns	3	2

Pro Bowl Selections: QB Donovan McNabb, DT Corey Simon, CB Troy Vincent

Leading Tacklers: Simoneau 149, Wayne 135, M.Lewis 132, Emmons 123, Kalu 74, Vincent 70, Simon 64, Walker 64, Hart 61, Whiting 58

Rushing	No.	Yds	Avg	Lg	TD
Westbrook	117	613	5.2	62t	7
Buckhalter	126	542	4.3	64t	8
Staley	96	463	4.8	22	5
McNabb	71	355	5.0	34	3
Thrash	5	52	10.4	47	0
Ritchie	1	1	1.0	1	0
Pinkston	1	-11	-11.0	-11	0
Eagles	**417**	**2015**	**4.8**	**64t**	**23**
Opponents	**461**	**2071**	**4.5**	**76t**	**13**

Receiving	No.	Yds	Avg	Lg	TD
Thrash	49	558	11.4	51	1
Westbrook	37	332	9.0	38	4
Pinkston	36	575	16.0	59	2
Staley	36	382	10.6	52t	2
Mitchell	35	498	14.2	39	2
Smith	27	321	11.9	36	1
C.Lewis	23	293	12.7	29	1
Ritchie	17	86	5.1	12	3
Buckhalter	10	133	13.3	27	1
G.Lewis	6	95	15.8	25	0
Mahe	1	5	5.0	5	0
McMullen	1	2	2.0	2	0
McNabb	1	-7	-7.0	-7	-
Eagles	**279**	**3273**	**11.7**	**59**	**17**
Opponents	**337**	**3484**	**10.3**	**60t**	**17**

INTs	No.	Yds	Avg	Lg	TD
M.Lewis	3	31	10.3	23	0
Vincent	3	28	9.3	28	0
Sheppard	1	34	34.0	34	0
Wayne	1	33	33.0	33	0
Kalu	1	15	15.0	15t	1
Brown	1	10	10.0	10	0
Hood	1	5	5.0	5	0
Taylor	1	2	2.0	2	0
Dawkins	1	0	0.0	0	0
Eagles	**13**	**158**	**12.2**	**34**	**1**
Opponents	**11**	**161**	**14.6**	**34**	**1**

Punt Returns	Ret	FC	Yds	Avg	Lg	TD
Westbrook	20	16	306	15.3	84t	2
Mahe	6	6	55	9.2	17	0
Sheppard	4	1	15	3.8	5	0
Thrash	1	1	2	2.0	2	0
Eagles	**31**	**24**	**378**	**12.2**	**84t**	**2**
Opponents	**35**	**15**	**272**	**7.8**	**72**	**0**

Kickoff Returns	No.	Yds	Avg	Lg	TD
Thrash	34	815	24.0	54	0
Westbrook	23	487	21.2	47	0
Morey	7	93	13.3	24	0
Mitchell	1	-8	-8.0	-8	0
Eagles	**65**	**1387**	**21.3**	**54**	**0**
Opponents	**74**	**1590**	**21.5**	**54**	**1**

Score By Periods	Q1	Q2	Q3	Q4	OT	Pts
Eagles	82	102	59	131	0	374
Opponents	43	91	62	88	3	287

Scoring	TD	Ru	Pa	Rt	PAT	FG	2Pt	Pts
Akers	0	0	0	0	42/42	24/29	0	114
Westbrook	13	7	4	2			0	78
Buckhalter	9	8	1	0			0	54
Staley	7	5	2	0			0	42
McNabb	3	3	0	0			0	18
Ritchie	3	0	3	0			0	18
Mitchell	2	0	2	0			0	12
Pinkston	2	0	2	0			0	12
Kalu	1	0	0	1			0	6
C.Lewis	1	0	1	0			0	6
Smith	1	0	1	0			0	6
Thrash	1	0	1	0			0	6
Team (safety)	0	0	0	0			0	2
Eagles	**43**	**23**	**17**	**3**	**42/42**	**24/29**	**0**	**374**
Opponents	**32**	**13**	**17**	**2**	**27/28**	**22/30**	**1**	**287**

2-Pt. Conversions: Eagles 0-1, Opponents 1-4

Field Goals	1-19	20-29	30-39	40-49	50+
Akers	0/0	9/9	7/7	6/10	2/3
Eagles	**0/0**	**9/9**	**7/7**	**6/10**	**2/3**
Opponents	**0/0**	**10/10**	**5/7**	**4/7**	**3/6**

Akers: ( ) (57G) (26G,34G,22G) (52G,36G) ( ) ( ) (55N, 30G) (21G,25G,41B,40G) (47N,21G) ( ) (36G,41G,42G, 33G) (35G,48G,38G,29G) (22G,21G) (46G,42G) (42N, 47N) (26G)
Opponents: (23G) (27G) (51N) (48G,45G,37G,53G) (51G,22G,28G) (39G) (30G,55N) (40G,25G,46G) (45N) (30G) (45B) (20G,32N,38N,49N) (29G) (27G,50G) (33G, 25G,22G) (52N)

Punting	No	Yds	Avg	Net	TB	Lg	B
D.Johnson	79	3207	40.6	34.6	10	60	0
Eagles	**79**	**3207**	**40.6**	**34.6**	**10**	**60**	**0**
Opponents	**78**	**3037**	**38.9**	**33.6**	**2**	**69**	**1**

Sacks: Simon 7.5, Walker 6.0, Kalu 5.5, Wayne 3.0, M.Lewis 2.0, Rayburn 2.0, Simoneau 2.0, Whiting 2.0, Brown 1.0, Grasmanis 1.0, Hart 1.0, Reese 1.0, Coleman 0.5, Dawkins 0.5, **Eagles 38.0, Opponents 43.0**

USUAL STARTERS

WR	Todd Pinkston	LDE	Brandon Whiting
LT	Tra Thomas	LDT	Corey Simon
LG	John Welbourn	RDT	Darwin Walker
C	Hank Fraley	RDE	N.D. Kalu
RG	Bobbie Williams	WILL	Nate Wayne
RT	Jon Runyan	MLB	Mark Simoneau
TE	Chad Lewis	SAM	Carlos Emmons
WR	James Thrash	LCB	Troy Vincent
QB	Donovan McNabb	RCB	Lito Sheppard (9)
RB	Brian Westbrook (8)		Bobby Taylor (7)
	Correll Buckhalter (5)	SS	Michael Lewis
	Duce Staley (4)	FS	Clinton Hart (9)
FB	Jon Ritchie		Brian Dawkins (7)

Passing	Att	Cmp	Yds	Cmp%	Yds/Att	TD	TD%	Int	Int%	Lg	Sk/Lost	Rat
McNabb	478	275	3216	57.5	6.73	16	3.3	11	2.3	59	43/253	79.6
Detmer	5	3	32	60.0	6.40	0	0.0	0	0.0	15	0/0	78.8
Mitchell	1	1	25	100.0	25.00	1	100.0	0	0.0	25t	0/0	158.3
Eagles	**484**	**279**	**3273**	**57.6**	**6.76**	**17**	**3.5**	**11**	**2.3**	**59**	**43/253**	**80.5**
Opponents	**559**	**337**	**3484**	**60.3**	**6.23**	**17**	**3.0**	**13**	**2.3**	**60t**	**38/248**	**78.7**

2004 EAGLES STATISTICS

Record: 13-3, 1st in NFC East
Head Coach: Andy Reid

S-12	W	31-17	NY Giants	67,532
S-20	W	27-16	Minnesota	67,676
S-26	W	30-13	at Detroit	62,472
O-03	W	19-9	at Chicago	61,894
O-17	W	30-8	Carolina	67,707
O-24	W	34-31	at Cleveland (OT)	73,394
O-31	W	15-10	Baltimore	67,715
N-07	L	3-27	at Pittsburgh	64,975
N-15	W	49-21	at Dallas	64,190
N-21	W	28-6	Washington	67,720
N-28	W	27-6	at NY Giants	78,830
D-05	W	47-17	Green Bay	67,723
D-12	W	17-14	at Washington	90,089
D-19	W	12-7	Dallas	67,723
D-27	L	7-20	at St. Louis	66,129
J-02	L	10-38	Cincinnati	67,074
NFC DIVISIONAL PLAYOFF				
J-16	W	27-14	Minnesota	67,722
NFC CHAMPIONSHIP				
J-23	W	27-10	Atlanta	67,717
SUPER BOWL XXXIX				
F-06	L	21-24	New England	78,125

TEAM STATS	EAGLES	OPP
Total First Downs	**301**	**299**
Rushing	87	101
Passing	188	165
Penalty	26	33
3rd Down: Made/Att	**72/195**	**82/229**
3rd Down Pct.	36.9	35.8
4th Down: Made/Att	**0/4**	**9/19**
4th Down Pct.	0.0	47.4
Possession Avg.	**28:26**	**31:34**
Total Net Yards	**5618**	**5115**
Avg. Per Game	351.1	319.7
Total Plays	960	1039
Avg. Per Play	5.9	4.9
Net Yards Rushing	**1639**	**1903**
Avg. Per Game	102.4	118.9
Total Rushes	376	442
Net Yards Passing	**3979**	**3212**
Avg. Per Game	248.7	200.8
Sacked/Yards Lost	37/229	47/263
Gross Yards	4208	3475
Att./Completions	547/336	550/334
Completion Pct.	61.4	60.7
Had Intercepted	11	17
Punts/Average	**73/42.0**	**89/42.5**
Net Punting Avg.	**73/37.1**	**89/35.4**
Penalties/Yards	**124/952**	**119/1001**
Fumbles/Ball Lost	**17/11**	**29/11**
Touchdowns	**44**	**30**
Rushing	10	13
Passing	32	16
Returns	2	1

Sacks: Kearse 7.5, Rayburn 6.0, Simon 5.5, Walker 4.5, Brown 3.0, Dawkins 3.0, Douglas 3.0, Burgess 2.5, McDougle 2.0, Simoneau 1.5, Green 1.0, Reese 1.0, Sheppard 1.0, Trotter 1.0, Wayne 1.0, Wynn 1.0, Jones 0.5, **Eagles 47.0, Opponents 37.0**

Leading Tacklers: M.Lewis 129, Dawkins 95, Brown 94, Jones 90, Trotter 80, Simoneau 60, Sheppard 59, Adams 54, Walker 47, Rayburn 46

Rushing	No.	Yds	Avg	Lg	TD
Westbrook	177	812	4.6	50	3
Levens	94	410	4.4	45	4
McNabb	41	220	5.4	28	3
Mahe	23	91	4.0	22	0
McCoo	9	54	6.0	12	0
Tapeh	12	42	3.5	10	0
G. Lewis	4	16	4.0	11	0
Blake	3	6	2.0	8	0
Owens	3	-5	-1.7	6	0
Detmer	10	-7	-.7	2	0
Eagles	**376**	**1639**	**4.4**	**50**	**10**
Opponents	**442**	**1903**	**4.3**	**72t**	**13**

Receiving	No.	Yds	Avg	Lg	TD
Owens	77	1200	15.6	59t	14
Westbrook	73	703	9.6	50	6
Pinkston	36	676	18.8	80	1
Smith	34	377	11.1	31	5
C. Lewis	29	267	9.2	21	3
Mitchell	22	377	17.1	60	2
G. Lewis	17	183	10.8	25	0
Mahe	14	123	8.8	30	0
Levens	9	92	10.2	23	0
Parry	9	75	8.3	22	0
Bartrum	5	45	9.0	17	1
Ritchie	4	36	9.0	11	0
McMullen	3	24	8.0	15	0
McCoo	2	15	7.5	8	0
Tapeh	2	15	7.5	13	0
Eagles	**336**	**4208**	**12.5**	**80**	**32**
Opponents	**334**	**3475**	**10.4**	**52**	**16**

INTs	No.	Yds	Avg	Lg	TD
Sheppard	5	172	34.4	101t	2
Dawkins	4	40	10.0	32	0
Brown	2	33	16.5	33	0
Reese	2	22	11.0	15	0
Hood	1	20	20.0	20	0
Jones	1	0	0.0	0	0
M.Lewis	1	0	0.0	0	0
Mikell	1	0	0.0	0	0
Eagles	**17**	**287**	**16.9**	**101t**	**2**
Opponents	**11**	**140**	**12.7**	**41**	**1**

Punt Returns	Ret	FC	Yds	Avg	Lg	TD
Wynn	18	7	194	10.8	40	0
Mahe	19	8	109	5.7	25	0
Sheppard	2	5	42	21.0	39	0
Reed	0	0	18	--	18	0
Westbrook	2	0	14	7.0	14	0
Eagles	**41**	**20**	**377**	**9.2**	**40**	**0**
Opponents	**34**	**13**	**221**	**6.5**	**25**	**0**

Kickoff Returns	No.	Yds	Avg	Lg	TD
Reed	33	761	23.1	66	0
Hood	15	336	22.4	45	0
Mahe	3	44	14.7	22	0
G.Lewis	2	28	14.0	15	0
Parry	2	24	12.0	14	0
Wynn	1	21	21.0	21	0
Eagles	**56**	**1214**	**21.7**	**66**	**0**
Opponents	**73**	**1693**	**23.2**	**73**	**0**

Score By Periods	Q1	Q2	Q3	Q4	OT	Pts
Eagles	100	121	79	83	3	386
Opponents	54	83	41	82	0	260

Scoring	TD	Ru	Pa	Rt	PAT	FG	2Pt	Pts
Akers	0	0	0	0	41/42	27/32	0	122
Owens	14	0	14	0			0	84
Westbrook	9	3	6	0			0	54
Smith	5	0	5	0			0	30
Levens	4	4	0	0			0	24
C. Lewis	3	0	3	0			0	18
McNabb	3	3	0	0			0	18
Mitchell	2	0	2	0			0	12
Sheppard	2	0	0	2			0	12
Bartrum	1	0	1	0			0	6
Pinkston	1	0	1	0			0	6
Eagles	**44**	**10**	**32**	**2**	**41/42**	**27/32**	**0**	**386**
Opponents	**30**	**13**	**16**	**1**	**27/27**	**17/24**	**1**	**260**

2-Pt. Conversions: Eagles 0-2, Opponents 1-3

Field Goals	1-19	20-29	30-39	40-49	50+
Akers	0/0	4/4	6/7	15/18	2/3
Eagles	**0/0**	**4/4**	**6/7**	**15/18**	**2/3**
Opponents	**1/1**	**5/5**	**5/7**	**4/9**	**2/2**

Akers: (45G,53N) (37G,47G) (26G,47G,39G) (51G,42G,42G, 40G,39N,45N) (48G,34G,43G) (38G,50G) (20G,41G,43G) (33G) ( ) ( ) (47G,42G) (22G,45G,47G, 22G) (48N,38G) ( )( ) (45N,46G)
Opponents: (53G) (42G,19G,39G,44N) ( ) (25G) ( ) (38G) (44G) (33N,42G,31G) ( ) (35G,24G,48N) (22G, 31G) (40G) (43N) (46N) (44N,28G,29G) (37N,50G)

Punting	No	Yds	Avg	Net	TB	Lg	B
Johnson	72	3032	42.1	37.4	6	62	0
Akers	1	36	36.0	16.0	1	36	0
Eagles	**73**	**3068**	**42.0**	**37.1**	**7**	**62**	**0**
Opponents	**89**	**3785**	**42.5**	**35.4**	**13**	**68**	**1**

Pro Bowl Selections: K David Akers, FS Brian Dawkins, SS Michael Lewis, QB Donovan McNabb, WR Terrell Owens, ST/LB Ike Reese, CB Lito Sheppard, T Tra Thomas, LB Jeremiah Trotter, RB Brian Westbrook

USUAL STARTERS

WR	Todd Pinkston	LDE	Jevon Kearse
LT	Tra Thomas	LDT	Corey Simon
LG	Artis Hicks	RDT	Darwin Walker
C	Hank Fraley	RDE	Derrick Burgess
RG	Jermane Mayberry	WILL	Mark Simoneau (6)
RT	Jon Runyan		Nate Wayne (7)
TE	Chad Lewis (9)	MLB	Jeremiah Trotter (9)
	L.J. Smith (8)		Mark Simoneau (7)
WR	Terrell Owens	SAM	Dhani Jones
WR	Freddie Mitchell (9)	LCB	Lito Sheppard
QB	Donovan McNabb	RCB	Sheldon Brown
RB	Brian Westbrook	SS	Michael Lewis
FB	Josh Parry (4)	FS	Brian Dawkins

Passing	Att	Cmp	Yds	Cmp%	Yds/Att	TD	TD%	Int	Int%	Lg	Sk/Lost	Rat
McNabb	469	300	3875	64.0	8.26	31	6.6	8	1.7	80	32/192	104.7
Detmer	40	18	207	45.0	5.18	0	0.0	2	5.0	31	2/16	40.3
Blake	37	18	126	48.6	3.41	1	2.7	1	2.7	21	2/17	54.6
Bartrum	1	0	0	0.0	0.00	0	0.0	0	0.0	0	0/0	39.6
Westbrook	0	0	0	---	---	0	---	0	---	--	1/4	---
Eagles	**547**	**336**	**4208**	**61.4**	**7.69**	**32**	**5.9**	**11**	**2.0**	**80**	**37/229**	**96.4**
Opponents	**550**	**334**	**3475**	**60.7**	**6.32**	**16**	**2.9**	**17**	**3.1**	**52**	**47/263**	**75.8**

2005 EAGLES STATISTICS

Record: 6-10, 4th in NFC East
Head Coach: Andy Reid

S-12	L	10-14	at Atlanta	70,806
S-18	W	42-3	San Francisco	67,727
S-25	W	23-20	Oakland	67,735
O-02	W	37-31	at Kansas City	78,742
O-09	L	10-33	at Dallas	63,199
O-23	W	20-17	San Diego	67,747
O-30	L	21-49	at Denver	76,530
N-06	L	10-17	at Washington	90,298
N-14	L	20-21	Dallas	67,739
N-20	L	17-27	at NY Giants	78,626
N-27	W	19-14	Green Bay	67,665
D-05	L	0-42	Seattle	67,637
D-11	L	23-26	NY Giants (OT)	67,443
D-18	W	17-16	at St. Louis	65,382
D-24	L	21-27	at Arizona	44,723
J-01	L	20-31	Washington	67,700

TEAM STATS	EAGLES	OPP
Total First Downs	**282**	**290**
Rushing	73	91
Passing	182	171
Penalty	27	28
3rd Down: Made/Att	**72/220**	**80/233**
3rd Down Pct.	32.7	34.3
4th Down: Made/Att	**3/12**	**7/11**
4th Down Pct.	25.0	63.6
Possession Avg.	**28:22**	**31:38**
Total Net Yards	**5109**	**5206**
Avg. Per Game	319.3	325.4
Total Plays	1027	1038
Avg. Per Play	5.0	5.0
Net Yards Rushing	**1432**	**1883**
Avg. Per Game	89.5	117.7
Total Rushes	365	506
Net Yards Passing	**3677**	**3323**
Avg. Per Game	229.8	207.7
Sacked/Yards Lost	42/226	29/184
Gross Yards	3903	3507
Att./Completions	620/337	503/297
Completion Pct.	54.4	59.0
Had Intercepted	20	17
Punts/Average	**100/40.7**	**104/41.9**
Net Punting Avg.	**100/37.0**	**104/35.7**
Penalties/Yards	**134/1130**	**112/910**
Fumbles/Ball Lost	**34/14**	**25/10**
Touchdowns	**35**	**46**
Rushing	11	15
Passing	21	24
Returns	3	7

Leading Tacklers: Trotter 169, M.Lewis 141, Dawkins 125, Jones 105, Adams 101, Patterson 66, H.Thomas 65, Kearse 60, S.Brown 58, Cole 55

Rushing	No.	Yds	Avg	Lg	TD
Westbrook	156	617	4.0	31	3
Moats	55	278	5.1	59t	3
Gordon	54	182	3.4	11	1
McMahon	34	118	3.5	19	3
Mahe	20	87	4.4	13	0
Perry	16	74	4.6	11	0
McNabb	25	55	2.2	11	1
G.Lewis	2	13	6.5	8	0
R.Brown	1	5	5.0	5	0
Owens	1	2	2.0	2	0
Detmer	1	1	1.0	1	0
Eagles	**365**	**1432**	**3.9**	**59t**	**11**
Opponents	**506**	**1883**	**3.7**	**67t**	**15**

Receiving	No.	Yds	Avg	Lg	TD
Smith	61	682	11.2	48	3
Westbrook	61	616	10.1	62	4
G.Lewis	48	561	11.7	34	1
Owens	47	763	16.2	91t	6
R. Brown	43	571	13.3	56t	4
McMullen	18	268	14.9	38	1
Parry	13	89	6.8	13	0
Mahe	12	68	5.7	12	0
Gordon	11	79	7.2	18	0
Spach	7	42	6.0	8	0
McCants	5	87	17.4	22	0
C.Lewis	5	64	12.8	17	0
Moats	4	7	1.8	9	0
Bartrum	2	6	3.0	3t	2
Eagles	**337**	**3903**	**11.6**	**91t**	**21**
Opponents	**297**	**3507**	**11.8**	**61t**	**24**

INTs	No.	Yds	Avg	Lg	TD
S.Brown	4	67	16.8	40t	1
Sheppard	3	72	24.0	34	0
Dawkins	3	24	8.0	24	0
Hood	3	17	5.7	17	0
M.Lewis	2	13	6.5	13	0
Trotter	1	2	2.0	2	0
D.Jones	1	0	0.0	0	0
Eagles	**17**	**195**	**11.5**	**40t**	**1**
Opponents	**20**	**339**	**17.0**	**72t**	**4**

Punt Returns	Ret	FC	Yds	Avg	Lg	TD
Wynn	22	10	110	5.0	27	0
Mahe	21	9	269	12.8	44	0
Westbrook	8	2	60	7.5	23	0
Sheppard	2	3	9	4.5	8	0
Eagles	**53**	**24**	**448**	**8.5**	**44**	**0**
Opponents	**57**	**18**	**310**	**5.4**	**25**	**0**

Kickoff Returns	No.	Yds	Avg	Lg	TD
Hood	38	900	23.7	53	0
Wynn	16	284	17.8	27	0
Perry	10	273	27.3	49	0
Gordon	3	64	21.3	25	0
Moats	2	26	13.0	15	0
Mahe	1	19	19.0	19	0
Patterson	1	12	12.0	12	0
Eagles	**71**	**1578**	**22.2**	**53**	**0**
Opponents	**67**	**1416**	**21.1**	**96t**	**1**

Passing	Att	Cmp	Yds	Cmp%	Yds/Att	TD	TD%	Int	Int%	Lg	Sk/Lost	Rat
McNabb	357	211	2507	59.1	7.02	16	4.5	9	2.5	91t	19/112	85.0
McMahon	207	94	1158	45.4	5.59	5	2.4	8	3.9	48	19/96	55.2
Detmer	56	32	238	57.1	4.25	0	0.0	3	5.4	24	3/15	45.1
Westbrook	0	0	0	---	---	0	---	0	---	--	1/3	---
Eagles	**620**	**337**	**3903**	**54.4**	**6.30**	**21**	**3.4**	**20**	**3.2**	**91t**	**42/226**	**71.5**
Opponents	**503**	**297**	**3507**	**59.0**	**6.97**	**24**	**4.8**	**17**	**3.4**	**61t**	**29/184**	**82.2**

Score By Periods	Q1	Q2	Q3	Q4	OT	Pts
Eagles	62	88	81	79	0	310
Opponents	113	119	50	103	3	388

Scoring	TD	Ru	Pa	Rt	PAT	FG	2Pt	Pts
Akers	0	0	0	0	23/23	16/22	0	71
Westbrook	7	3	4	0			1	44
Owens	6	0	6	0			0	36
R.Brown	4	0	4	0			0	24
France TM	0	0	0	0	5/5	6/7	0	23
McMahon	3	3	0	0			0	18
Moats	3	3	0	0			0	18
Smith	3	0	3	0			0	18
Bartrum	2	0	2	0			0	12
S.Brown	2	0	0	2			0	12
Gordon	1	1	0	0			0	6
G.Lewis	1	0	1	0			0	6
McMullen	1	0	1	0			0	6
McNabb	1	1	0	0			0	6
Ware	1	0	0	1			0	6
Cortez	0	0	0	0	3/3	0/0	0	3
Simoneau	0	0	0	0	1/1	0/0	0	1
Eagles	**35**	**11**	**21**	**3**	**32/33**	**22/29**	**1**	**310**
Opponents	**46**	**15**	**24**	**7**	**46/46**	**22/27**	**0**	**388**

2-Pt. Conversions: Team 1-2, Opponents 0-0

Field Goals	1-19	20-29	30-39	40-49	50+
Akers	0/0	3/3	7/8	5/9	1/2
France TM	0/0	3/3	1/1	2/3	0/0
Eagles	**0/0**	**6/6**	**8/9**	**7/12**	**1/2**
Opponents	**0/0**	**12/12**	**8/9**	**1/4**	**1/2**

Akers: (49N,49N,44G) (43N) (23G) ( ) ( ) ( ) ( ) (34G) (48G,20G,60N) (20G,38N) (44G,38G,37G,33G) ( ) (42G, 49N,36G,50G)(31G) ( ) (49G,35G)
France: ( ) ( ) ( ) (40B,44G,37G,26G) (23G) (23G,40G) ( ) ( ) ( ) ( ) ( ) ( ) ( ) ( ) ( ) ( ) ( )
Opponents: ( ) (32G) (49N,28G,26G,37N) (38G) (28G, 33G,37G,45G) (34G,40B) ()(24G)( ) (26G,27G) ( ) (40N) (24G,21G,27G,36G) (26G,53G,28G) (32G,32G,54N) (25G)

Punting	No	Yds	Avg	Net	TB	Lg	B
Hodges LG	41	1535	37.4	33.0	2	55	1
Hodges TM	19	699	36.8	33.5	1	51	1
Johnson	39	1615	41.4	38.4	0	59	0
Landeta	34	1483	43.6	38.2	2	56	0
Murphy	7	275	39.3	33.7	0	44	0
Eagles	**100**	**4072**	**40.7**	**37.0**	**3**	**59**	**1**
Opponents	**104**	**4361**	**41.9**	**35.7**	**10**	**62**	**0**

Sacks: Kearse 7.5, Cole 5, Dawkins 3.5, Patterson 3.5, Walker 2.5, Kalu 2, S. Brown 1, M. Lewis 1, Rayburn 1, Shepparda 1, Trotter 1, **Eagles 29, Opponents 42**

Pro Bowl Selections: LS Mike Bartrum, FS Brian Dawkins, LB Jeremiah Trotter

USUAL STARTERS

WR	Reggie Brown (9)	LDE	Jevon Kearse
	Terrell Owens (7)	LDT	Hollis Thomas
LT	Tra Thomas (10)	RDT	Darwin Walker
LG	Artis Hicks	RDE	N.D. Kalu (8)
C	Hank Fraley (8)		Trent Cole (7)
	Jamaal Jackson (8)	WILL	Keith Adams
RG	Shawn Andrews	MLB	Jeremiah Trotter
RT	Jon Runyan	SAM	Dhani Jones
TE	L.J. Smith	LCB	Lito Sheppard (10)
WR	Greg Lewis		Sheldon Brown (6)
QB	Donovan McNabb (9)	RCB	Sheldon Brown (10)
	Mike McMahon (7)		Rod Hood (6)
RB	Brian Westbrook	SS	Michael Lewis
FB	Josh Parry	FS	Brian Dawkins

2006 EAGLES STATISTICS

Record:10-6, 1st in NFC East
Head Coach: Andy Reid

S-10	W	24-10	at Houston	70,180
S-17	L	24-30	NY Giants (OT)	69,241
S-24	W	38-24	at San Francisco	68,166
O-02	W	31-9	Green Bay	69,222
O-08	W	38-24	Dallas	69,268
O-15	L	24-27	at New Orleans	68,269
O-22	L	21-23	at Tampa Bay	65,808
O-29	L	6-13	Jacksonville	69,249
N-12	W	27-3	Washington	69,143
N-19	L	13-31	Tennessee	69,232
N-26	L	21-45	at Indianapolis	57,296
D-04	W	27-24	Carolina	69,098
D-10	W	21-19	at Washington	84,164
D-17	W	36-22	at NY Giants	78,657
D-25	W	23-7	at Dallas	62,839
D-31	W	24-17	Atlanta	69,341
NFC WILD CARD				
J-07	W	23-20	NY Giants	69,094
NFC DIVISIONAL PLAYOFF				
J-13	L	24-27	at New Orleans	70,001

TEAM STATS	EAGLES	OPP
Total First Downs	**312**	**314**
Rushing	106	126
Passing	189	154
Penalty	17	34
3rd Down: Made/Att	**88/209**	**83/222**
3rd Down Pct.	42.1	37.4
4th Down: Made/Att	**5/11**	**10/21**
4th Down Pct.	45.5	47.6
Possession Avg.	**28:38**	**31:22**
Total Net Yards	**6103**	**5249**
Avg. Per Game	381.4	328.1
Total Plays	988	1054
Avg. Per Play	6.2	5.0
Net Yards Rushing	**1984**	**2182**
Avg. Per Game	124.0	136.4
Total Rushes	416	489
Net Yards Passing	**4119**	**3067**
Avg. Per Game	257.4	191.7
Sacked/Yards Lost	28/190	40/300
Gross Yards	4309	3367
Att./Completions	544/323	525/309
Completion Pct.	59.4	58.9
Had Intercepted	9	19
Punts/Average	**78/42.6**	**82/43.5**
Net Punting Avg.	**78/34.9**	**82/37.2**
Penalties/Yards	**112/983**	**96/807**
Fumbles/Ball Lost	**26/15**	**25/10**
Touchdowns	**49**	**36**
Rushing	13	12
Passing	31	17
Returns	5	7

Rushing	No.	Yds	Avg	Lg	TD
Westbrook	240	1217	5.1	71t	7
Buckhalter	83	345	4.2	20	2
McNabb	32	212	6.6	37	3
Garcia	25	87	3.5	12	0
Moats	22	69	3.1	13	0
R.Brown	3	24	8.0	15t	1
Mahe	4	18	4.5	11	0
Tapeh	5	9	1.8	4	0
Feeley	1	3	3.0	3	0
Johnson	1	0	0.0	0	0
Eagles	**416**	**1984**	**4.8**	**71t**	**13**
Opponents	**489**	**2182**	**4.5**	**70t**	**12**

Receiving	No.	Yds	Avg	Lg	TD
Westbrook	77	699	9.1	52t	4
Smith	50	611	12.2	65	5
R.Brown	46	816	17.7	60t	8
Stallworth	38	725	19.1	84t	5
G.Lewis	24	348	14.5	45t	2
Buckhalter	24	256	10.7	55t	1
Baskett	22	464	21.1	89t	2
Tapeh	16	85	5.3	15	1
Schobel	14	214	15.3	60	2
Avant	7	68	9.7	18	1
Mahe	5	23	4.6	8	0
Eagles	**323**	**4309**	**13.3**	**89t**	**31**
Opponents	**309**	**3367**	**10.9**	**75**	**17**

INTs	No.	Yds	Avg	Lg	TD
Sheppard	6	157	26.2	102t	1
Dawkins	4	38	9.5	38	0
M.Lewis	2	105	52.5	84t	1
S.Brown	1	70	70.0	70t	1
T.Cole	1	19	19.0	19t	1
Trotter	1	17	17.0	17	0
Gaither	1	16	16.0	16	0
Considine	1	12	12.0	12	0
Walker	1	6	6.0	6	0
Ramsey	1	-12	-12.0	-12	0
Eagles	**19**	**428**	**22.5**	**102t**	**4**
Opponents	**9**	**250**	**27.8**	**66t**	**2**

Punt Returns	Ret	FC	Yds	Avg	Lg	TD
Mahe	18	12	169	9.4	23	0
Wynn TM	13	5	131	10.1	22	0
Westbrook	5	3	39	7.8	13	0
Eagles	**36**	**20**	**339**	**9.4**	**23**	**0**
Opponents	**41**	**13**	**380**	**9.3**	**90t**	**1**

Kickoff Returns	No.	Yds	Avg	Lg	TD
Mahe	30	667	22.2	64	0
Wynn TM	18	362	20.1	34	0
Perry	3	57	19.0	24	0
G.Lewis	2	46	23.0	28	0
Moats	2	43	21.5	23	0
Schobel	2	13	6.5	11	0
Sheppard	1	16	16.0	16	0
Eagles	**58**	**1204**	**20.8**	**64**	**0**
Opponents	**71**	**1647**	**23.2**	**41**	**0**

Sacks: T. Cole 8, J. Thomas 6, Walker 6, Howard 5, Kearse 3.5, M. Lewis 2, M. McCoy 2, Considine 1.5, Patterson 1.5, Dawkins 1, Gaither 1, Hood 1, McDougle 1, Jones 0.5, **Eagles 40, Opponents 28**

Score By Periods	Q1	Q2	Q3	Q4	OT	Pts
Eagles	75	109	96	118	0	398
Opponents	79	86	61	96	6	328

Scoring	TD	Ru	Pa	Rt	PAT	FG	2Pt	Pts
Akers	0	0	0	0	48/48	18/23	0	102
Westbrook	11	7	4	0			0	66
R.Brown	9	1	8	0			0	54
Smith	5	0	5	0			1	32
Stallworth	5	0	5	0			0	30
Buckhalter	3	2	1	0			0	18
McNabb	3	3	0	0			0	18
Baskett	2	0	2	0			0	12
G.Lewis	2	0	2	0			0	12
Schobel	2	0	2	0			0	12
Avant	1	0	1	0			0	6
S.Brown	1	0	0	1			0	6
T.Cole	1	0	0	1			0	6
M.Lewis	1	0	0	1			0	6
Patterson	1	0	0	1			0	6
Sheppard	1	0	0	1			0	6
Tapeh	1	0	1	0			0	6
Eagles	**49**	**13**	**31**	**5**	**48/48**	**18/23**	**1**	**398**
Opponents	**36**	**12**	**17**	**7**	**34/34**	**26/28**	**0**	**328**

2-Pt. Conversions: Eagles 1-1, Opponents 0-1

Field Goals	1-19	20-29	30-39	40-49	50+
Akers	0/0	9/10	3/5	6/8	0/0
Eagles	**0/0**	**9/10**	**3/5**	**6/8**	**0/0**
Opponents	**0/0**	**4/4**	**11/11**	**9/10**	**2/3**

Akers: (42G) (49N,37G) (21G,39N) (40G) (27G) (47G) ( ) (25G,28G) (37G,25G) (42G,38G) (36N) (28G,25G) ( ) (48N) (25G,45G,21G) (41G,23N)
Opponents: (34G) (35G) (48G) (23G,54G,46G,54N) (39G) (39G,31G) (30G,44G,62G) (40G,27G) (48N,32G) (36G) (44G) (45G) (31G,45G,32G,35G) (47G,23G,24G) ( ) (45G)

Punting	No	Yds	Avg	Net	TB	Lg	B
Johnson	78	3326	42.6	34.9	11	60	0
Eagles	**78**	**3326**	**42.6**	**34.9**	**11**	**60**	**0**
Opponents	**82**	**3566**	**43.5**	**37.2**	**9**	**61**	**0**

Leading Tacklers: Trotter 161, Dawkins 155, Considine 107, Jones 93, M.Lewis 87, Cole 84, Patterson 82, McCoy 81, Barber 60, S.Brown 59

Pro Bowl Selections: RG Shawn Andrews, FS Brian Dawkins, CB Lito Sheppard

USUAL STARTERS

WR	Donté Stallworth (11)	LDE	Trent Cole (10)
LT	Tra Thomas	LDT	Mike Patterson
LG	Todd Herremans	RDT	Darwin Walker
C	Jamaal Jackson	RDE	Darren Howard
RG	Shawn Andrews	WILL	Matt McCoy (10)
RT	Jon Runyan		Omar Gaither (5)
TE	L.J. Smith	MLB	Jeremiah Trotter
WR	Reggie Brown	SAM	Dhani Jones
QB	Donovan McNabb (10)	LCB	Lito Sheppard
	Jeff Garcia(6)	RCB	Sheldon Brown
RB	Brian Westbrook	SS	Sean Considine (10)
FB	Thomas Tapeh (8)		Michael Lewis (6)
		FS	Brian Dawkins

Passing	Att	Cmp	Yds	Cmp%	Yds/Att	TD	TD%	Int	Int%	Lg	Sk/Lost	Rat
McNabb	316	180	2647	57.0	8.38	18	5.7	6	1.9	87t	21/140	95.5
Garcia	188	116	1309	61.7	6.96	10	5.3	2	1.1	65	6/40	95.8
Feeley	38	26	342	68.4	9.00	3	7.9	0	0.0	89t	1/10	122.9
Akers	1	1	11	100.0	11.00	0	0.0	0	0.0	11	0/0	112.5
Baskett	1	0	0	0.0	0.00	0	0.0	1	100.0	--	0/0	0.0
Eagles	**544**	**323**	**4309**	**59.4**	**7.92**	**31**	**5.7**	**9**	**1.7**	**89t**	**28/190**	**96.7**
Opponents	**525**	**309**	**3367**	**58.9**	**6.41**	**17**	**3.2**	**19**	**3.6**	**75**	**40/300**	**73.6**

2007 EAGLES STATISTICS

Record: 8-8, 4th in NFC East
Head Coach: Andy Reid

S-09	L	13-16	at Green Bay	70,598
S-17	L	12-20	Washington	67,726
S-23	W	56-21	Detroit	67,570
S-30	L	3-16	at NY Giants	78,862
O-14	W	16- 9	at NY Jets	77,189
O-21	L	16-19	Chicago	67,806
O-28	W	23-16	at Minnesota	63,019
N-04	L	17-38	Dallas	67,688
N-11	W	33-25	at Washington	90,218
N-18	W	17- 7	Miami	68,934
N-25	L	28-31	at New England	68,756
D-02	L	24-28	Seattle	68,445
D-09	L	13-16	NY Giants	68,594
D-16	W	10- 6	at Dallas	63,777
D-23	W	38-23	at New Orleans	70,011
D-30	W	17- 9	Buffalo	68,594

TEAM STATS	EAGLES	OPP
Total First Downs	**323**	**279**
Rushing	118	80
Passing	186	177
Penalty	19	22
3rd Down: Made/Att	**97/229**	**81/218**
3rd Down Pct.	42.4%	37.2%
4th Down: Made/Att	**9/15**	**3/13**
4th Down Pct.	60.0%	23.1%
Possession Avg.	**30:56**	**29:04**
Total Net Yards	**5729**	**4982**
Avg. Per Game	358.1	311.4
Total Plays	1047	979
Avg. Per Play	5.5	5.1
Net Yards Rushing	**1974**	**1533**
Avg. Per Game	123.4	95.8
Total Rushes	421	403
Net Yards Passing	**3755**	**3449**
Avg. Per Game	234.7	215.6
Sacked/Yards Lost	49/250	37/244
Gross Yards	4005	3693
Att./Completions	577/350	539/312
Completion Pct.	60.7%	57.9%
Had Intercepted	15	11
Punts/Average	**73/42.0**	**76/41.6**
Net Punting Avg.	**34.5**	**35.8**
Penalties/Yards	**83/649**	**81/616**
Fumbles/Ball Lost	**24/12**	**16/8**
Touchdowns	**38**	**30**
Rushing	12	10
Passing	24	16
Returns	2	4

Rushing	No.	Yds	Avg	Lg	TD
Westbrook	278	1333	4.8	36	7
Buckhalter	62	313	5.0	30t	4
McNabb	50	236	4.7	40	0
R.Brown	5	36	7.2	12	0
Feeley	7	23	3.3	7	0
Tapeh	5	18	3.6	11	0
Hunt	10	16	1.6	4	1
Avant	1	1	1.0	1	0
Kolb	3	-2	-0.7	0	0
Eagles	**421**	**1974**	**4.7**	**40**	**12**
Opponents	**403**	**1533**	**3.8**	**56**	**10**

Receiving	No.	Yds	Avg	Lg	TD
Westbrook	90	771	8.6	57t	5
Curtis	77	1110	14.4	75t	6
R.Brown	61	780	12.8	45t	4
Avant	23	267	11.6	31	2
Smith	22	236	10.7	26	1
Celek	16	178	11.1	29	1
Baskett	16	142	8.9	25	1
G.Lewis	13	265	20.4	50	3
Buckhalter	12	87	7.3	14	0
Schobel	11	108	9.8	18	1
Tapeh	8	50	6.3	9	0
Mahe	1	11	11.0	11	0
Eagles	**350**	**4005**	**11.4**	**75t**	**24**
Opponents	**312**	**3693**	**11.8**	**91t**	**16**

INTs	No.	Yds	Avg	Lg	TD
S.Brown	3	3	1.0	3	0
Sheppard	2	25	12.5	16	0
Gaither	1	49	49.0	49	0
Mikell	1	20	20.0	20	0
Bradley	1	13	13.0	13	0
Dawkins	1	1	1.0	1	0
James	1	0	0.0	0	0
Considine	1	0	0.0	0	0
Eagles	**11**	**111**	**10.1**	**49**	**0**
Opponents	**15**	**198**	**13.2**	**49**	**1**

Punt Returns	Ret	FC	Yds	Avg	Lg	TD
Mahe	31	11	249	8.0	32	0
Westbrook	4	0	79	19.8	64	0
G.Lewis	4	1	4	1.0	5	0
Reed	2	0	8	4.0	8	0
Graham	1	0	0	0.0	0	0
Eagles	**42**	**12**	**340**	**8.1**	**64**	**0**
Opponents	**36**	**14**	**409**	**11.4**	**87t**	**1**

Kickoff Returns	No.	Yds	Avg	Lg	TD
Buckhalter	37	798	21.6	35	0
Reed	31	701	22.6	34	0
Mahe	1	19	19.0	19	0
Reagoe	1	14	14.0	14	0
G.Lewis	1	3	3.0	3	0
Baskett	0	4	--	4	0
Eagles	**71**	**1539**	**21.7**	**35**	**0**
Opponents	**69**	**1536**	**22.3**	**51**	**0**

Leading Tacklers: Gaither 170, Spikes 139, Patterson 114, Cole 103, Mikell 98, Gocong 92, Bunkley 75, S.Brown 75, J.Thomas 63, Dawkins 51

Passing	Att	Cmp	Yds	Cmp%	Yds/Att	TD	TD%	Int	Int%	Lg	Sk/Lost	Rat
McNabb	473	291	3324	61.5	7.0	19	4.0	7	1.5	75t	44/227	89.8
Feeley	103	59	681	57.3	6.6	5	4.9	8	7.8	47	3/10	61.2
G.Lewis	1	0	0	0.0	0.0	0	0.0	0	0.0	0	0/0	39.6
Kolb	0	0	0	--	--	0	--	0	--	--	2/13	--
Eagles	**577**	**350**	**4005**	**60.7**	**6.9**	**24**	**4.2**	**15**	**2.6**	**75t**	**49/250**	**84.6**
Opponents	**539**	**312**	**3693**	**57.9**	**6.9**	**16**	**3.0**	**11**	**2.0**	**91t**	**37/244**	**80.3**

Score By Periods	Q1	Q2	Q3	Q4	OT	Pts
Eagles	100	97	69	70	0	336
Opponents	86	95	64	55	0	300

Scoring	TD	Ru	Pa	Rt	PAT	FG	2Pt	Pts
Akers	0	0	0	0	36/36	24/32	0	108
Westbrook	12	7	5	0			0	72
Curtis	8	0	6	2			0	48
R.Brown	4	0	4	0			0	24
Buckhalter	4	4	0	0			0	24
G.Lewis	3	0	3	0			0	18
Avant	2	0	2	0			0	12
Baskett	1	0	1	0			0	6
Celek	1	0	1	0			0	6
Hunt	1	1	0	0			0	6
Schobel	1	0	1	0			0	6
L.Smith	1	0	1	0			0	6
Eagles	**38**	**12**	**24**	**2**	**36/36**	**24/32**	**0**	**336**
Opponents	**30**	**10**	**16**	**4**	**27/29**	**31/38**	**0**	**300**

2-Pt. Conversions: Eagles 0-2, Opponents 0-1

Field Goals	1-19	20-29	30-39	40-49	50+
Akers	0/0	12/12	10/10	1/6	1/4
Eagles	**0/0**	**12/12**	**10/10**	**1/6**	**1/4**
Opponents	**1/1**	**13/13**	**10/13**	**5/9**	**2/2**

Akers: (33G,47G) (24G, 39G, 26G, 22G) () (42N, 53G) (22G, 41N, 41N, 31G, 25G) (24G, 33G, 37G) (20G, 59N, 27G, 25G) (36G) (53N) (34G) (41G, 48N)(29G, 39G, 57N) (47N, 21G) (24G) (38G)
Opponents: (53G,37G,42G) (35G, 37G) (46N) (34N, 29G) (30G, 44N, 21G, 30G) (39N, 31G, 22 G, 41G, 45G) (39G, 32G, 48G) (22G) (23G, 21G) (47N) (23G, 32N) (40N) (19G, 23G, 23G) (33G, 23G) (55G, 35G, 46G) (29G, 23G, 22G)

Punting	No	Yds	Avg	Net	TB	Lg	B
Rocca	73	3066	42.0	34.5	7	65	0
Eagles	**73**	**3066**	**42.0**	**34.5**	**7**	**65**	**0**
Opponents	**76**	**3162**	**41.6**	**35.8**	**5**	**61**	**0**

Sacks: T.Cole 12.5, J.Thomas 5.0, Patterson 4.0, Kearse 3.5, Bunkley 3.0, Bradley 1.0 Spikes 1.0, Mikell 1.0, Reagor 1.0, Howard 1.0, Hanson 1.0, Gocong 1.0, Team 2.0, **Eagles: 37.0, Opponents: 48.0**

Fumbles Lost: D.McNabb 5, B.Westbrook 1, J.Jackson 1, G.Lewis 1, Q.Mikell 1, L.Smith 1, J.Reed 1, K.Kolb 1 **Total: 12**
Opponent Fumble Recoveries: J.Thomas 2, Q.Mikell 1, J.Hanson 1, M.Patterson 1, T.Cole 1, B.Bunkley 1, J.Kearse 1 **Total: 8**

Pro Bowl Selections: RG Shawn Andrews, RB Brian Westbrook

USUAL STARTERS

WR	Kevin Curtis	LDE	Jevon Kearse (8)
LT	William Thomas		Juqua Thomas (7)
LG	Todd Herremans	LDT	Mike Patterson
C	Jamaal Jackson	RDT	Brodrick Bunkley
RG	Shawn Andrews	RDE	Trent Cole
RT	Jon Runyan	WILL	Takeo Spikes
TE	L.J. Smith	MLB	Omar Gaither
WR	Reggie Brown	SAM	Chris Gocong
QB	Donovan McNabb	LCB	Lito Sheppard
RB	Brian Westbrook	RCB	Sheldon Brown
FB	Thomas Tapeh	SS	Sean Considine (8)
			Quintin Mikell (6)
		FS	Brian Dawkins (10)
			Quintin Mikell (5)

2008 EAGLES STATISTICS

Record: 9-6-1, 2nd in NFC East
Head Coach: Andy Reid

S-07	W	38- 3	St. Louis	69,144
S-15	L	37- 41	at Dallas	63,472
S-21	W	15- 6	Pittsburgh	69,144
S-28	L	20- 24	at Chicago	62,099
O-05	L	17- 23	Washington	69,144
O-12	W	40-26	at San Francisco	67,640
O-26	W	27- 14	Atlanta	69,144
N-02	W	26- 7	at Seattle	68,055
N-09	L	31- 36	NY Giants	69,144
N-16	T	13-13	at Cincinnati (OT)	64,633
N-23	L	7-36	at Baltimore	71,379
N-27	W	48-20	Arizona	64,144
D-07	W	20-14	at NY Giants	79,003
D-15	W	30-10	Cleveland	69,144
D-21	L	3-10	at Washington	82,412
D-28	W	44-6	Dallas	69,144
NFC WILD CARD				
J-04	W	26-14	at Minnesota	61,746
NFC DIVISIONAL PLAYOFF				
J-11	W	23-11	at NY Giants	79,193
NFC CHAMPIONSHIP				
J-18	L	25-32	at Arizona	70,650

TEAM STATS	EAGLES	OPP
Total First Downs	**318**	**248**
Rushing	94	79
Passing	204	144
Penalty	20	25
3rd Down: Made/Att	**93/225**	**73/227**
3rd Down Pct.	41.3%	32.2%
4th Down: Made/Att	**4/9**	**5/14**
4th Down Pct.	44.4%	35.7%
Possession Avg.	**30:55**	**29:05**
Total Net Yards	**5608**	**4388**
Avg. Per Game	350.5	274.3
Total Plays	1056	994
Avg. Per Play	5.3	4.4
Net Yards Rushing	**1697**	**1475**
Avg. Per Game	106.1	92.2
Total Rushes	427	421
Net Yards Passing	**3911**	**2913**
Avg. Per Game	244.4	182.1
Sacked/Yards Lost	23/149	48/312
Gross Yards	4060	3225
Attempts/Completions	606/362	525/284
Completion Pct.	59.7%	54.1%
Had Intercepted	16	15
Punts/Average	**78/42.7**	**101/42.5**
Net Punting Avg.	**37.9**	**36.5**
Penalties/Yards	**74/635**	**80/593**
Fumbles/Ball Lost	**16/10**	**26/14**
Touchdowns	**45**	**31**
Rushing	15	7
Passing	23	19
Returns	7	5

Sacks: Howard 10.0, T.Cole 9.0, Parker 5.0, Clemons 4.0, Dawkins 3.0, Gaither 2.5, Mikell 2.0, Gocong 2.0, Abiamiri 2.0, Klecko 2.0, Bunkley 2.0, Demps 1.0, Hanson 1.0, S.Brown 1.0, Bradley 1.0, Patterson 0.5
Eagles: 48.0, Opponents: 23.0

Leading Tacklers: Mikell 169, Bradley 151, Dawkins 142, T.Cole 98, Patterson 86, Bunkley 82, Parker 76, Gaither 63, Gocong 61, S.Brown 55

Fumbles Lost: McNabb 5, D.Jackson 2, Demps 1, Westbrook 1, Hunt 1 **Total: 10**
Opponent Fumble Recoveries: Clemons 2, Gaither 2, Jordan 2, TLaws 1, Bradley 1, Dawkins 1, Howard 1, Hanson 1, Patterson 1, Bunkley 1, Gocong 1 **Total: 14**

Rushing	No.	Yds	Avg	Lg	TD
Westbrook	233	936	4.0	39t	9
Buckhalter	76	369	4.9	33	2
McNabb	39	147	3.8	17	2
D.Jackson	17	96	5.6	21	1
Eckel	24	79	3.3	14	0
Booker	20	53	2.7	8	0
Hunt	4	9	2.3	6	1
R.Brown	1	6	6.0	6	0
Kolb	13	2	0.2	8	0
Eagles	**427**	**1697**	**4.0**	**39t**	**15**
Opponents	**421**	**1475**	**3.5**	**28**	**7**

Receiving	No.	Yds	Avg	Lg	TD
D.Jackson	62	912	14.7	60	2
Westbrook	54	402	7.4	47	5
Smith	37	298	8.1	25	3
Baskett	33	440	13.3	90t	3
Curtis	33	390	11.8	32	2
Avant	32	377	11.8	31	2
Celek	27	318	11.8	44	1
Buckhalter	26	324	12.5	59	2
Lewis	19	247	13.0	52	1
R.Brown	18	252	14.0	40	1
Hunt	6	42	7.0	18	0
Klecko	6	36	6.0	12	0
Booker	6	11	1.8	8	0
Schobel	2	10	5.0	5	0
Herremans	1	1	1.0	1t	1
Eagles	**362**	**4060**	**11.2**	**90t**	**23**
Opponents	**284**	**3225**	**11.4**	**90t**	**19**

INTs	No.	Yds	Avg	Lg	TD
Samuel	4	64	16.0	50t	1
Mikell	3	53	17.7	41	0
Parker	1	55	55.0	55t	1
Dawkins	1	25	25.0	25	0
S.Brown	1	23	23.0	23	0
Patterson	1	21	21.0	21	0
Bradley	1	17	17.0	17	0
Hanson	1	13	13.0	13	0
Howard	1	8	8.0	8	0
Sheppard	1	0	0.0	0	0
Eagles	**15**	**279**	**18.6**	**55t**	**2**
Opponents	**16**	**434**	**27.1**	**107t**	**2**

Punt Returns	Ret	FC	Yds	Avg	Lg	TD
D.Jackson	50	16	440	8.8	68t	1
Lewis	1	0	6	6.0	6	0
Hanson	1	0	0	0.0	0	0
Eagles	**52**	**16**	**446**	**8.6**	**68t**	**1**
Opponents	**41**	**12**	**296**	**7.2**	**45**	**0**

Kickoff Returns	No.	Yds	Avg	Lg	TD
Demps	52	1314	25.3	100t	1
Lewis	3	43	14.3	31	0
Buckhalter	1	14	14.0	14	0
Avant	1	13	13.0	13	0
Klecko	1	12	12.0	12	0
D.Jackson	1	12	12.0	12	0
Abiamiri	1	3	3.0	3	0
Eagles	**60**	**1411**	**23.5**	**100t**	**1**
Opponents	**75**	**1698**	**22.6**	**98t**	**1**

Score By Periods	Q1	Q2	Q3	Q4	OT	Pts
Eagles	85	150	73	108	0	416
Opponents	53	100	49	87	0	289

Scoring	TD	Ru	Pa	Rt	PAT	FG	2Pt	Pts
Akers	0	0	0	0	45/45	33/40	0	144
Westbrook	14	9	5	0			0	84
Buckhalter	4	2	2	0			0	24
D.Jackson	4	1	2	1			0	24
Smith	3	0	3	0			0	18
Baskett	3	0	3	0			0	18
Avant	2	0	2	0			0	12
Curtis	2	0	2	0			0	12
McNabb	2	2	0	0			0	12
R.Brown	1	0	1	0			0	6
Celek	1	0	1	0			0	6
Clemons	1	0	0	1			0	6
Demps	1	0	0	1			0	6
Gocong	1	0	0	1			0	6
Hanson	1	0	0	1			0	6
Herremans	1	0	1	0			0	6
Hunt	1	1	0	0			0	6
Lewis	1	0	1	0			0	6
Parker	1	0	0	1			0	6
Samuel	1	0	0	1			0	6
Team (safety)	0	0	0	0			0	2
Eagles	**45**	**15**	**23**	**7**	**45/45**	**33/40**	**0**	**416**
Opponents	**31**	**7**	**19**	**5**	**29/29**	**24/28**	**0**	**289**

** Opponents registered one safety*

2-Pt. Conversions: Eagles 0-2, Opponents 0-1

Field Goals	1-19	20-29	30-39	40-49	50+
Akers	2/2	11/11	10/12	8/10	2/5
Eagles	**2/2**	**11/11**	**10/12**	**8/10**	**2/5**
Opponents	**0/0**	**6/6**	**5/5**	**9/11**	**4/6**

Akers: (23G) (34G, 44G, 22G) (31G, 31G) (50N, 47N, 24G, 31G) (50N, 23G) (19G, 54B, 38G, 25G, 28G) (36G,18G) (40G, 24G, 42G, 39G) (29G) (42G, 27G) ( ) (42G, 41G) (51G, 32B, 34B, 34G) (24G, 34G, 34G) (22G) (40G, 50G, 41G, 40N)
Opponents: (46G) (51G, 47G) (37G. 53G) (41G) (41G, 48G, 50G) (32G, 37G, 53G, 29G) ( ) ( ) (27G, 26G, 28G) (20G, 41G, 47N) (44G, 42G, 53N) ( ) (47B) (27G) (54N, 33G) (37G, 42)

Punting	No	Yds	Avg	Net	TB	Lg	B
Rocca	77	3334	43.3	37.9	4	65	1
Eagles	**78**	**3334**	**42.7**	**37.9**	**4**	**65**	**1**
Opponents	**101**	**4294**	**42.5**	**36.5**	**8**	**67**	**0**

Pro Bowl Selections: FS Brian Dawkins, CB Asante Samuel

USUAL STARTERS

WR	Kevin Curtis (8)	LDE	Juqua Parker
	Hank Baskett (5)	LDT	Mike Patterson
LT	William Thomas	RDT	Brodrick Bunkley
LG	Todd Herremans	RDE	Trent Cole
C	Jamaal Jackson	WILL	Omar Gaither (10)
RG	Max Jean-Gilles (10)		Akeem Jordam (6)
	Nick Cole (4)	MLB	Stewart Bradley
RT	Jon Runyan	SAM	Chris Gocong
TE	L.J. Smith	LCB	Asante Samuel
WR	DeSean Jackson	RCB	Sheldon Brown
QB	Donovan McNabb	SS	Quintin Mikell
RB	Brian Westbrook	FS	Brian Dawkins
FB	Thomas Tapeh		

Passing	Att	Cmp	Yds	Cmp%	Yds/Att	TD	TD%	Int	Int%	Lg	Sk/Lost	Rat
McNabb	571	345	3916	60.4	6.9	23	4.0	11	1.9	90t	23/149	86.4
Kolb	34	17	144	50.0	4.2	0	0.0	4	11.8	16	0/0	21.8
D.Jackson	1	0	0	0.0	0.0	0	0.0	1	100.0	0	0/0	0.0
Eagles	**606**	**362**	**4060**	**59.7**	**6.7**	**23**	**3.8**	**16**	**2.6**	**90t**	**23/149**	**81.4**
Opponents	**525**	**284**	**3225**	**54.1**	**6.1**	**19**	**3.6**	**15**	**2.9**	**90t**	**48/312**	**72.9**

2009 EAGLES STATISTICS

Record: 11-5, 2nd in NFC East
Head Coach: Andy Reid

S-13	W	38- 10	at Carolina	73,599
S-20	L	22-48	New Orleans	69,144
S-27	W	34-14	Kansas City	69,144
O-11	W	33-14	Tampa Bay	69,144
O-18	L	9-13	at Oakland	49,642
O-26	W	27-17	at Washington	88,241
N-01	W	40-17	NY Giants	69,144
N-08	L	16-20	Dallas	69,144
N-15	L	23-31	at San Diego	68,879
N-22	W	24-20	at Chicago	62,421
N-29	W	27-24	Washington	69,144
D-06	W	34-7	at Atlanta	69,560
D-13	W	45-38	at NY Giants	78,780
D-20	W	27-13	San Francisco	69,144
D-27	W	30-27	Denver	69,144
J-03	L	0-24	at Dallas	100,621
NFC WILD CARD				
J-09	L	14-34	at Dallas	92,951

TEAM STATS	EAGLES	OPP
Total First Downs	**290**	**295**
Rushing	87	81
Passing	182	179
Penalty	21	35
3rd Down: Made/Att	**75/207**	**73/221**
3rd Down Pct.	36.2%	33.0%
4th Down: Made/Att	**6/14**	**17/30**
4th Down Pct.	42.9%	56.7%
Possession Avg.	**28:15**	**31:46**
Total Net Yards	**5726**	**5137**
Avg. Per Game	357.9	321.1
Total Plays	975	1037
Avg. Per Play	5.9	5.0
Net Yards Rushing	**1637**	**1675**
Avg. Per Game	102.3	104.7
Total Rushes	384	413
Net Yards Passing	**4089**	**3462**
Avg. Per Game	255.6	216.4
Sacked/Yards Lost	38/291	44/316
Gross Yards	4380	3778
Attempts/Completions	553/335	580/354
Completion Pct.	60.6%	61.0%
Had Intercepted	13	25
Punts/Average	**76/42.4**	**80/45.1**
Net Punting Avg.	**38.3**	**37.2**
Penalties/Yards	**115/951**	**104/789**
Fumbles/Ball Lost	**23/10**	**25/13**
Touchdowns	**47**	**39**
Rushing	14	11
Passing	27	27
Returns	6	1

Sacks: T.Cole 12.5, J.Parker 8.0, D.Howard 6.5, C. Clemons 3.0, J.Babin 2.5, V.Abiamiri 2.0, M.Patterson 1.5, O.Gaither 1.5, C.Gocong 1.0, A.Jordan 1.0, B.Bunkley 1.0, S.Jones 1.0, W.Witherspoon 1.0, A.Dixon 1.0, J.Hanson 0.5 **Eagles: 44.0, Opponents: 38.0**

Pro Bowl Selections: K David Akers, DE Trent Cole, LS Jon Dorenbos, WR/KR DeSean Jackson, QB Donovan McNabb, S Quintin Mikell T Jason Peters, CB Asante Samuel, FB Leonard Weaver

Rushing	No.	Yds	Avg	Lg	TD
L.McCoy	155	637	4.1	66t	4
L.Weaver	70	323	4.6	41t	2
B.Westbrook	61	274	4.5	25	1
D.McNabb	37	140	3.8	27	2
D.Jackson	11	137	12.5	67t	1
M.Vick	24	95	4.0	34	2
E.Buckley	15	44	2.9	9	1
K.Kolb	5	-1	-0.2	5	1
J.Garcia	3	-2	-0.7	0	0
R.Brown	1	-3	-3.0	-3	0
J.Maclin	2	-7	-3.5	-1	0
Eagles	**384**	**1637**	**4.3**	**67t**	**14**
Opponents	**413**	**1675**	**4.1**	**72**	**11**

Receiving	No.	Yds	Avg	Lg	TD
B.Celek	76	971	12.8	47t	8
D.Jackson	63	1167	18.5	71t	9
J.Maclin	55	762	13.9	56	4
J.Avant	41	587	14.3	58	3
L.McCoy	40	308	7.7	45	0
B.Westbrook	25	181	7.2	34	1
L.Weaver	15	140	9.3	59	2
R.Brown	9	155	17.2	43	0
K.Curtis	6	77	12.8	19	0
A.Smith	3	25	8.3	11	0
H.Baskett	1	6	6.0	6	0
D.McNabb	1	1	1.0	1	0
Eagles	**335**	**4380**	**13.1**	**71t**	**27**
Opponents	**354**	**3778**	**10.7**	**86t**	**27**

INTs	No.	Yds	Avg	Lg	TD
A.Samuel	9	117	13.0	37	0
S.Brown	5	152	30.4	83t	1
S.Jones	2	37	18.5	37	0
Q.Mikell	2	16	8.0	16	0
A.Jordan	2	14	7.0	11	0
J.Hanson	2	8	4.0	6	0
Q.Demps	1	12	12.0	12	0
W.Witherspoon	1	9	9.0	9t	1
T.White	1	5	5.0	5	0
Eagles	**25**	**370**	**14.8**	**83t**	**2**
Opponents	**13**	**131**	**10.1**	**97t**	**1**

Punt Returns	Ret	FC	Yds	Avg	Lg	TD
D.Jackson	29	15	441	15.2	85t	2
J.Maclin	6	4	30	5.0	27	0
Eagles	**35**	**19**	**471**	**13.5**	**85t**	**2**
Opponents	**39**	**15**	**229**	**5.9**	**26**	**0**

Kickoff Returns	No.	Yds	Avg	Lg	TD
E.Hobbs	20	481	24.1	63	0
V.Harris	19	394	20.7	32	0
J.Maclin	7	124	17.7	28	0
Q.Demps	6	155	25.8	48	0
L.Weaver	2	33	16.5	18	0
A.Smith	1	4	4.0	4	0
J.Babin	2	0	0.0	0	0
D.Jackson	1	0	0.0	0	0
Eagles	**58**	**1191**	**20.5**	**63**	**0**
Opponents	**81**	**1907**	**23.5**	**52**	**0**

Leading Tacklers: Mikell 122, T.Cole 93, Jordan 82, Jones 72, M.Patterson 71, Witherspoon 68, S.Brown 68, Bunkley 58, Gocong 50

Score By Periods	Q1	Q2	Q3	Q4	OT	Pts
Eagles	122	151	72	84	0	429
Opponents	58	101	107	71	0	337

Scoring	TD	Ru	Pa	Rt	PAT	FG	2Pt	Pts
D.Akers	0	0	0	0	43/45	32/37	0	139
D.Jackson	12	1	9	2			0	72
B.Celek	8	0	8	0			0	48
L.McCoy	4	4	0	0			1	26
J.Maclin	4	0	4	0			0	24
L.Weaver	4	2	2	0			0	24
J.Avant	3	0	3	0			1	20
S.Brown	2	0	0	2			0	12
D.McNabb	2	2	0	0			0	12
M.Vick	2	2	0	0			0	12
B.Westbrook	2	1	1	0			0	12
V.Abiamiri	1	0	0	1			0	6
E.Buckley	1	1	0	0			0	6
K.Kolb	1	1	0	0			0	6
Witherspoon	1	0	0	1			0	6
Howard (safety)	0	0	0	0			0	2
Team (safety)	0	0	0	0			0	2
Eagles	**47**	**14**	**27**	**6**	**43/45**	**32/37**	**2**	**429**
Opponents	**39**	**11**	**27**	**1**	**38/38**	**21/24**	**1**	**337**

2-Pt. Conversions: Eagles 2-2, Opponents 1-1

Field Goals	1-19	20-29	30-39	40-49	50+
D.Akers	1/ 1	11/ 11	8/ 9	11/ 13	1/ 3
Eagles	**1/ 1**	**11/ 11**	**8/ 9**	**11/ 13**	**1/ 3**
Opponents	**0/ 0**	**11/ 11**	**2/ 3**	**7/ 9**	**1/ 1**

Akers: (49G, 51B) (23G, 32G) (29G, 38G) (44G) (43N, 45G, 43G, 47N, 45G) (47G, 44G) (30G, 35G) (45G, 48G, 52G) (18G, 25G, 25G) (25G) (29G, 24G, 41G, 32G) (33G, 39N, 33G) (20G) (22G, 26G) (39G, 45G, 28G) (53N)
Opponents: (22G) (23G, 25G) ( ) ( ) (29G, 46G) (47G) (42G, 47N) (22G, 33G) (29G) (45G, 28G, 28G, 49G, 48B) (25G) ( ) (26G) (51G, 25G) (33G, 46G) (44G, 30N)

Punting	No	Yds	Avg	Net	TB	Lg	B
S.Rocca	76	3222	42.4	38.3	4	61	0
Eagles	**76**	**3222**	**42.4**	**38.3**	**4**	**61**	**0**
Opponents	**80**	**3604**	**45.1**	**37.2**	**8**	**64**	**0**

Fumbles Lost: D.McNabb 3, J.Babin 1, E.Hobbs 1, K.Kolb 1, D.Jackson 1, V.Harris 1, L.McCoy 1, J.Garcia 1 **Total: 10**
Opponent Fumble Recoveries: Q.Mikell 2, S.Jones 2, M.Fokou 2, S.Brown 1, B.Bunkley 1, O.Gaither 1, V.Abiamiri 1, T.White 1, J.Hanson 1, A.Samuel 1 **Total: 13**

USUAL STARTERS

WR	Jeremy Maclin	LDE	Juqua Parker
LT	Jason Peters	LDT	Mike Patterson
LG	Todd Herremans	RDT	Brodrick Bunkley
C	Jamaal Jackson	RDE	Trent Cole
RG	Nick Cole	WILL	Will Witherspoon (8)
RT	Winston Justice		Akeem Jordan (8)
TE	Brent Celek	MLB	Jeremiah Trotter (7)
WR	DeSean Jackson		Omar Gaither (3)
QB	Donovan McNabb	SAM	Chris Gocong
RB	Brian Westbrook (7)	LCB	Asante Samuel
	LeSean McCoy (3)	RCB	Sheldon Brown
FB	Leonard Weaver	SS	Quintin Mikell

Passing	Att	Cmp	Yds	Cmp%	Yds/Att	TD	TD%	Int	Int%	Lg	Sk/Lost	Rat
D.McNabb	443	267	3553	60.3	8.0	22	5.0	10	2.3	60t	35/264	92.9
K.Kolb	96	62	741	64.6	7.7	4	4.2	3	3.1	71t	3/27	88.9
M.Vick	13	6	86	46.2	6.6	1	7.7	0	0.0	43	0/0	93.8
B.Westbrook	1	0	0	0.0	0.0	0	0.0	0	0.0	0	0/0	39.6
Eagles	**553**	**335**	**4380**	**60.6**	**7.9**	**27**	**4.9**	**13**	**2.4**	**71t**	**38/291**	**92.0**
Opponents	**580**	**354**	**3778**	**61.0**	**6.5**	**27**	**4.7**	**25**	**4.3**	**86t**	**44/316**	**77.6**

2010 EAGLES STATISTICS

Record: 10-6 1st in NFC East
Head Coach: Andy Reid

9/12	L	20-27	Green Bay	69,144
9/19	W	35-32	at Detroit	56,688
9/26	W	28-3	at Jacksonville	63,256
10/3	L	12-17	Washington	69,144
10/10	W	27-24	at San Francisco	69,732
10/17	W	31-17	Atlanta	69,144
10/24	L	19-37	at Tennessee	69,143
11/7	W	26-24	Indianapolis	69,144
11/15	W	59-28	at Washington	84,912
11/21	W	27-17	NY Giants	69,144
11/28	L	26-31	at Chicago	62,147
12/2	W	34-24	Houston	69,144
12/12	W	30-27	at Dallas	85,673
12/19	W	38-31	at NY Giants	81,223
12/28	L	14-24	Minnesota	69,144
1/2	L	13-14	Dallas	69,144
NFC WILD CARD				
1/9	L	16-21	Green Bay	69,144

TEAM STATS	EAGLES	OPP
Total First Downs	**322**	**309**
Rushing	116	91
Passing	189	185
Penalty	17	33
3rd Down: Made/Att	**85/214**	**80/209**
3rd Down Pct.	39.7%	38.3%
4th Down: Made/Att	**9/13**	**5/12**
4th Down Pct.	69.2%	41.7%
Possession Avg.	**31:15**	**28:45**
Total Net Yards	**6230**	**5235**
Avg. Per Game	389.4	327.2
Total Plays	1038	998
Avg. Per Play	6.0	5.2
Net Yards Rushing	**2324**	**1766**
Avg. Per Game	145.3	110.4
Total Rushes	428	423
Net Yards Passing	**3906**	**3469**
Avg. Per Game	244.1	216.8
Sacked/Yards Lost	49/309	39/292
Gross Yards	4215	3761
Attempts/Completions	561/348	536/309
Completion Pct.	62.0%	57.6%
Had Intercepted	13	23
Punts/Average	**73/43.8**	**82/43.9**
Net Punting Avg.	**39.0**	**37.0**
Penalties/Yards	**129/1101**	**87/724**
Fumbles/Ball Lost	**33/12**	**18/11**
Touchdowns	**49**	**46**
Rushing	18	12
Passing	28	31
Returns	3	3

Score By Periods	Q1	Q2	Q3	Q4	OT	Pts
Team	110	123	68	138	0	439
Opponents	59	128	78	112	0	377

Rushing	No.	Yds	Avg	Lg	TD
L.McCoy	207	1080	5.2	62	7
M.Vick	100	676	6.8	35	9
J.Harrison	40	239	6.0	50t	1
D.Jackson	16	104	6.5	31t	1
K.Kolb	15	65	4.3	19	0
E.Buckley	21	67	3.2	13	0
J.Maclin	3	36	12.0	14	0
C.Hall	9	29	3.2	8	0
M.Bell	16	28	1.8	9	0
L.Weaver	1	0	0.0	0	0
Team	**428**	**2324**	**5.4**	**62**	**18**
Opponents	**423**	**1766**	**4.2**	**61**	**12**

Receiving	No.	Yds	Avg	Lg	TD
L.McCoy	78	592	7.6	40	2
J.Maclin	70	964	13.8	83t	10
J.Avant	51	573	11.2	34	1
D.Jackson	47	1056	22.5	91t	6
B.Celek	42	511	12.2	65t	4
O.Schmitt	19	136	7.2	18	1
C.Hall	11	115	10.5	48	1
C.Harbor	9	72	8.0	24	1
J.Harrison	8	43	5.4	15	0
R.Cooper	7	116	16.6	37	1
G.Mills	2	19	9.5	14	0
E.Buckley	1	10	10.0	10	0
M.Bell	1	5	5.0	5	0
T.Herremans	1	2	2.0	2t	1
M.McGlynn	1	1	1.0	1	0
Team	**348**	**4215**	**12.1**	**91t**	**28**
Opponents	**309**	**3761**	**12.2**	**80t**	**31**

Punt Returns	Ret	FC	Yds	Avg	Lg	TD
D.Jackson	20	8	231	11.6	65t	1
J.Calvin	12	4	125	10.4	44	0
C.Hall	3	2	31	10.3	14	0
J.Maclin	3	5	17	5.7	9	0
Team	**38**	**19**	**404**	**10.6**	**65t**	**1**
Opponents	**34**	**21**	**309**	**9.1**	**53**	**0**

Kickoff Returns	No.	Yds	Avg	Lg	TD
J.Calvin	32	692	21.6	41	0
E.Hobbs	16	345	21.6	46	0
C.Hall	4	65	16.3	21	0
G.Lawson	2	48	24.0	28	0
O.Schmitt	2	18	9.0	18	0
J.Maclin	1	22	22.0	22	0
E.Buckley	1	20	20.0	20	0
C.Harbor	1	19	19.0	19	0
D.Patterson	1	14	14.0	14	0
B.Celek	1	12	12.0	12	0
M.Bell	1	8	8.0	8	0
R.Cooper	0	9	--	9	0
Team	**62**	**1272**	**20.5**	**46**	**0**
Opponents	**69**	**1502**	**21.8**	**61**	**0**

Fumbles Lost: K.Kolb 3, M.Vick 3, A.Samuel 1, E.Buckley 1, D.Jackson 1, J.Maclin 1, L.McCoy 1, J.Calvin 1 **Total: 12**
Opponent Fumble Recoveries: Q.Mikell 3, D.Tapp 3, G.Lawson 1, J.Parker 1, A.Samuel 1, M.Patterson 1, E.Sims 1 **Total: 11**

Scoring	TD	Ru	Pa	Rt	PAT	FG	2Pt	Pts
D.Akers	0	0	0	0	47/47	32/38	0	143
J.Maclin	10	0	10	0			0	60
L.McCoy	9	7	2	0			0	54
M.Vick	9	9	0	0			0	54
D.Jackson	8	1	6	1			0	48
B.Celek	4	0	4	0			0	24
J.Avant	1	0	1	0			1	8
R.Cooper	1	0	1	0			0	6
C.Hall	1	0	1	0			0	6
C.Harbor	1	0	1	0			0	6
J.Harrison	1	1	0	0			0	6
T.Herremans	1	0	1	0			0	6
Q.Mikell	1	0	0	1			0	6
D.Patterson	1	0	0	1			0	6
O.Schmitt	1	0	1	0			0	6
Team	**49**	**18**	**28**	**3**	**47/47**	**32/38**	**1**	**439**
Opponents	**46**	**12**	**31**	**3**	**45/45**	**18/21**	**1**	**377**

2-Pt. Conversions: Eagles 1/2, Opponents 1/1

Field Goals	1-19	20-29	30-39	40-49	50+
D.Akers	0/0	12/12	10/12	9/11	1/3
Team	**0/0**	**12/12**	**10/12**	**9/11**	**1/3**
Opponents	**0/0**	**5/5**	**4/4**	**5/7**	**4/5**

Akers: (45G, 24G) (None) (None) (49G, 23G) (33G, 53N, 45G) (37N, 47N, 37N, 30G) (25G, 46G, 46G, 28G) (22G, 21G, 31G, 44G) (48G) (38G, 24G, 42B, 28G, 30G) (45G, 36G, 22G, 36) (36G, 22G) (39G, 50G, 28G) (34G) (54N) (43G, 22G)
Opps: (49G, 56G) (49G) (51G) (26G) (50G, 40N) (41N, 26G) (41G, 38G, 33G) (37G) (None) (24G) (23G) (48G) (50G, 43G) (25G) (30G) (52N)

Punting	No	Yds	Avg	Net	TB	In	Lg	B
S.Rocca	73	3195	43.8	39.0	2	28	63	0
Team	**73**	**3195**	**43.8**	**39.0**	**2**	**28**	**63**	**0**
Opps.	**82**	**3599**	**43.9**	**37.0**	**8**	**17**	**68**	**0**

INTs	No.	Yds	Avg	Lg	TD
A.Samuel	7	70	10.0	33	0
D.Patterson	4	40	10.0	40t	1
N.Allen	3	27	9.0	16	0
Q.Mikell	3	0	0.0	0	0
J.Hanson	1	17	17.0	17	0
T.Lawas	1	13	13.0	13	0
T.Lindley	1	8	8.0	8	0
K.Coleman	1	7	7.0	7	0
S.Bradley	1	0	0.0	0	0
E.Hobbs	1	0	0.0	0	0
Team	**23**	**182**	**7.9**	**40t**	**1**
Opponents	**13**	**169**	**13.0**	**41t**	**1**

Sacks: T.Cole 10.0, J.Parker 6.0, T.Laws 4.0, B.Graham 3.0, D.Tapp 3.0, N.Allen 2.0, M.Patterson 2.0, A.Dixon 2.0, E.Sims 2.0, M.Fokou 1.0, D.Te'o-Nesheim 1.0, Q.Mikell 1.0, S.Bradley 1.0, D.Patterson 1.0 **Team: 39.0, Opponents: 50.0**

Passing	Att	Cmp	Yds	Cmp%	Yds/Att	TD	TD%	Int	Int%	Lg	Sk/Lost	Rat
M.Vick	372	233	3018	62.6%	8.1	21	5.6%	6	1.6%	91t	34/210	100.2
K.Kolb	189	115	1197	60.8%	6.3	7	3.7%	7	3.7%	83t	15/99	76.1
Team	**561**	**348**	**4215**	**62.0%**	**7.5**	**28**	**5.0%**	**13**	**2.3%**	**91t**	**49/309**	**92.1**
Opponents	**536**	**309**	**3761**	**57.6%**	**7.0**	**31**	**5.8%**	**23**	**4.3%**	**80t**	**39/292**	**80.8**

USUAL STARTERS

WR	Jeremy Maclin	LDT	Mike Patterson
LT	Jason Peters	RDT	Antonio Dixon
LG	Todd Herremans	RDE	Trent Cole
C	Mike McGlynn	WILL	Ernie Sims
RG	Max Jean-Gilles (10)	MLB	Stewart Bradley
	Nick Cole (6)	SAM	Moise Fokou
RT	Winston Justice	LCB	Asante Samuel
TE	Brent Celek	RCB	Dimitri Patterson (9)
WR	DeSean Jackson		Ellis Hobbs (7)
QB	Michael Vick	SS	Quintin Mikell
RB	LeSean McCoy	FS	Nate Allen
FB	Owen Schmitt		
LDE	Juqua Parker		

2011 EAGLES STATISTICS

Record: 8-8 2nd in NFC East
Head Coach: Andy Reid

9/11	W	31-13	at St.Louis	56,722
9/18	L	31-35	at Atlanta	69,608
9/25	L	16-29	New York Giants	69,144
10/2	L	23-24	San Francisco	69,144
10/9	L	24-31	at Buffalo	69,803
10/16	W	20-13	at Washington	80,447
10/30	W	34-7	Dallas	69,144
11/7	L	24-30	Chicago	69,144
11/13	L	17-21	Arizona	69,144
11/20	W	17-10	at New York Giants	79,743
11/27	L	20-38	New England	69,144
12/1	L	14-31	at Seattle	67,039
12/11	W	26-10	at Miami	67,823
12/18	W	45-19	New York Jets	69,144
12/24	W	20-7	at Dallas	84,834
1/1	W	34-10	Washington	69,144

TEAM STATS	EAGLES	OPP
Total First Downs	**356**	**289**
Rushing	134	84
Passing	197	173
Penalty	25	32
3rd Down: Made/Att	**85/205**	**75/211**
3rd Down Pct.	41.5%	35.5%
4th Down: Made/Att	**7/15**	**7/17**
4th Down Pct.	46.7%	41.2%
Possession Avg.	**31:20**	**28:40**
Total Net Yards	**6386**	**5198**
Avg. Per Game	399.1	324.9
Total Plays	1036	982
Avg. Per Play	6.2	5.3
Net Yards Rushing	**2276**	**1801**
Avg. Per Game	142.3	112.6
Total Rushes	450	414
Net Yards Passing	**4110**	**3397**
Avg. Per Game	256.9	212.3
Sacked/Yards Lost	32/166	50/316
Gross Yards	4276	3713
Attempts/Completions	554/330	518/301
Completion Pct.	59.6%	58.1%
Had Intercepted	25	15
Punts/Average	**67/42.2**	**85/43.2**
Net Punting Avg.	**36.9**	**39.3**
Penalties/Yards	**107/853**	**97/813**
Fumbles/Ball Lost	**23/13**	**18/9**
Touchdowns	**46**	**40**
Rushing	20	11
Passing	22	27
Returns	4	2

Rushing	No.	Yds	Avg	Lg	TD
L.McCoy	273	1309	4.8	60	17
M.Vick	76	589	7.8	53	1
R.Brown	42	136	3.2	15	1
D.Lewis	23	102	4.4	20	1
V.Young	18	79	4.4	13	0
D.Jackson	7	41	5.9	18	0
C. Hall	3	13	4.3	7	0
O.Schmitt	4	6	1.5	4	0
J.Maclin	1	1	1.0	1	0
M.Kafka	3	0	0.0	2	0
Team	**450**	**2276**	**5.1**	**60**	**20**
Opponents	**414**	**1801**	**4.4**	**61**	**11**

Receiving	No.	Yds	Avg	Lg	TD
J.Maclin	63	859	13.6	59	5
B.Celek	62	811	13.1	73	5
D.Jackson	58	961	16.6	62t	4
J.Avant	52	679	13.1	35	1
L.McCoy	48	315	6.6	26	3
R.Cooper	16	315	19.7	58	1
C.Harbor	13	163	12.5	27	1
S.Smith	11	124	11.3	20	1
O.Schmitt	3	32	10.7	13	0
C.Hall	3	20	6.7	16	1
D.Lewis	1	-3	-3.0	-3	0
Team	**330**	**4276**	**13.0**	**73**	**22**
Opponents	**301**	**3713**	**12.3**	**74t**	**27**

Punt Returns	Ret	FC	Yds	Avg	Lg	TD
D.Jackson	17	12	114	6.7	51	0
C.Hall	7	12	76	10.9	30	0
J.Maclin	4	3	29	7.3	11	0
S.Smith	1	1	0	0.0	0	0
C.Marsh	1	0	-5	-5.0	-5	0
D.Rodgers-Cromartie	0	0	-2	--	-2	0
Team	**30**	**28**	**212**	**7.1**	**51**	**0**
Opponents	**31**	**16**	**176**	**5.7**	**25**	**0**

Kickoff Returns	No.	Yds	Avg	Lg	TD
D.Lewis	31	669	21.6	33	0
D.Rodgers-Cromartie	2	52	26.0	29	0
C.Hall	2	43	21.5	24	0
R.Brown	2	28	14.0	25	0
R.Cooper	1	16	16.0	16	0
D.Jackson	1	7	7.0	7	0
Team	**39**	**815**	**20.9**	**33**	**0**
Opponents	**51**	**1178**	**23.1**	**51**	**0**

INTs	No.	Yds	Avg	Lg	TD
K.Coleman	4	60	15.0	35	0
A.Samuel	3	53	17.7	20t	1
J.Chaney	3	25	8.3	14	0
N.Asomugha	3	10	3.3	6	0
N.Allen	2	44	22.0	31	0
Team	**15**	**192**	**12.8**	**35**	**1**
Opponents	**25**	**368**	**14.7**	**77t**	**2**

Punting	No	Yds	Avg	Net	TB	In	Lg	B
C.Henry	66	2830	42.9	36.9	9	19	60	1
Team	**67**	**2830**	**42.2**	**36.9**	**9**	**19**	**60**	**1**
Opps	**85**	**3673**	**43.2**	**39.3**	**6**	**29**	**68**	**0**

Passing	Att	Cmp	Yds	Cmp%	Yds/Att	TD	TD%	Int	Int%	Lg	Sk/Lost	Rat
M.Vick	423	253	3303	59.8%	7.8	18	4.3%	14	3.3%	73	23/126	84.9
V.Young	114	66	866	57.9%	7.6	4	3.5%	9	7.9%	58	8/34	60.8
M.Kafka	16	11	107	68.8%	6.7	0	0.0%	2	12.5%	43	1/6	47.7
C.Henry	1	0	0	0.0%	0.0	0	0.0%	0	0.0%	0	0/0	39.6
Team	**554**	**330**	**4276**	**59.6%**	**7.7**	**22**	**4.0%**	**25**	**4.5%**	**73**	**32/166**	**78.3**
Opponents	**518**	**301**	**3713**	**58.1%**	**7.2**	**27**	**5.2%**	**15**	**2.9%**	**74t**	**50/316**	**85.7**

Score By Periods	Q1	Q2	Q3	Q4	OT	Pts
Team	76	165	74	81	0	396
Opponents	63	90	64	111	0	328

Scoring	TD	Ru	Pa	Rt	PAT	FG	2Pt	Pts
L.McCoy	20	17	3	0			0	120
A.Henery	0	0	0	0	46/46	24/27	0	118
B.Celek	5	0	5	0			0	30
J.Maclin	5	0	5	0			0	30
D.Jackson	4	0	4	0			0	24
J.Parker	2	0	0	2			0	12
J.Avant	1	0	1	0			0	6
R.Brown	1	1	0	0			0	6
R.Cooper	1	0	1	0			0	6
C.Hall	1	0	1	0			0	6
C.Harbor	1	0	1	0			0	6
D.Lewis	1	1	0	0			0	6
B.Rolle	1	0	0	1			0	6
A.Samuel	1	0	0	1			0	6
S.Smith	1	0	1	0			0	6
M.Vick	1	1	0	0			0	6
P.Hunt (safety)	0	0	0	0			0	2
Team	**46**	**20**	**22**	**4**	**46/46**	**24/27**	**0**	**396**
Opponents	**40**	**11**	**27**	**2**	**38/38**	**16/24**	**1**	**328**

2-Pt. Conversions: Eagles 0/0, Opponents 1/2

Field Goals	1-19	20-29	30-39	40-49	50+
A.Henery	0/0	10/10	9/11	4/4	1/2
Team	**0/0**	**10/10**	**9/11**	**4/4**	**1/2**
Opponents	**0/0**	**7/7**	**3/6**	**4/8**	**2/3**

Henery: (34G) (22G, 63N) (21G, 38G, 21G) (32G, 32G, 33G, 39N, 33N) (35G) (28G, 24G) (23G, 26G) (47G) (33G) (43G, 22G) (None) (40G) (28G) (35G, 20G)
Opps: (49G, 47N, 23G) (None) (None) (44N, 37G, 45B) (25G) (50G, 26G) (None) (51G, 38G, 22G) (48G) (39N, 45G) (49G) (55N, 22G) (39G, 28G) (36B, 27G)

Sacks: J.Babin 18.0, T.Cole 11.0, C.Jenkins 5.5, M.Patterson 2.5, D.Tapp 2.5, D.Landri 2.0, P.Hunt 2.0, J.Parker 1.5, J.Chaney 1.0, C.Matthews 1.0, D.Rodgers-Cromartie 1.0, B.Rolle 1.0, T.Laws 1.0 **Team: 50.0, Opponents: 32.0**

Fumbles Lost: M.Vick 3, C.Marsh 2, J.Avant 2, D.Jackson 1, J.Maclin 1, L.McCoy 1, D.Lewis 1, R.Brown 1 **Total: 12**
Opponent Fumble Recoveries: J.Parker 2, M.Patterson 2, D.Landri 1, B.Rolle 1, J.Hanson 1, C.Jenkins 1, A.Samuel 1 **Total: 9**

USUAL STARTERS

WR	Jeremy Maclin	LDE	Jason Babin
LT	Jason Peters	LDT	Mike Patterson
LG	Evan Mathis	RDT	Cullen Jenkins
C	Jason Kelce	RDE	Trent Cole
RG	Danny Watkins	WILL	Brian Rolle
RT	Todd Herremans	MLB	Jamar Chaney
TE	Brent Celek	SAM	Akeem Jordan
WR	DeSean Jackson	LCB	Asante Samuel
QB	Michael Vick	RCB	Nnamdi Asomugha
RB	LeSean McCoy	SS	Kurt Coleman
FB	Owen Schmitt	FS	Nate Allen

2012 EAGLES STATISTICS

Record: 4-12, 4th in NFC East
Head Coach: Andy Reid

9/9	W	17-16	at Cleveland	68,693
9/16	W	24-23	Baltimore	69,144
9/23	L	6-27	at Arizona	60,436
9/30	W	19-17	New York Giants	69,144
10/7	L	14-16	at Pittsburgh	64,737
10/14	L	23-26	Detroit (OT)	69,144
10/28	L	17-30	Atlanta	69,144
11/5	L	13-28	at New Orleans	73,099
11/11	L	23-38	Dallas	69,144
11/18	L	6-31	at Washington	79,327
11/26	L	22-30	Carolina	69,144
12/2	L	33-38	at Dallas	81,851
12/9	W	23-21	at Tampa Bay	69,941
12/13	L	13-34	Cincinnati	69,144
12/23	L	20-27	Washington	69,144
12/30	L	7-42	at New York Giants	80,657

TEAM STATS	EAGLES	OPP
Total First Downs	**332**	**317**
Rushing	111	108
Passing	190	178
Penalty	31	31
3rd Down: Made/Att	**83/222**	**83/203**
3rd Down Pct.	37.4%	40.9%
4th Down: Made/Att	**14/24**	**2/10**
4th Down Pct.	58.3%	20.0%
Possession Avg.	**29:36**	**30:24**
Total Net Yards	**5665**	**5491**
Avg. Per Game	354.1	343.2
Total Plays	1079	994
Avg. Per Play	5.3	5.5
Net Yards Rushing	**1874**	**2021**
Avg. Per Game	117.1	126.3
Total Rushes	413	479
Net Yards Passing	**3791**	**3470**
Avg. Per Game	236.9	216.9
Sacked/Yards Lost	48/284	30/198
Gross Yards	4075	3668
Attempts/Completions	618/367	485/292
Completion Pct.	59.4%	60.2%
Had Intercepted	15	8
Punts/Average	**72/46.3**	**78/43.7**
Net Punting Avg.	**36.4**	**37.2**
Penalties/Yards	**98/813**	**118/996**
Fumbles/Ball Lost	**37/22**	**21/5**
Touchdowns	**29**	**52**
Rushing	10	11
Passing	18	33
Returns	1	8

Rushing	No.	Yds	Avg	Lg	TD
L.McCoy	200	840	4.2	34	2
B.Brown	115	564	4.9	65t	4
M.Vick	62	332	5.4	20	1
D.Lewis	13	69	5.3	17t	1
N.Foles	11	42	3.8	14	1
S.Havili	6	22	3.7	8	1
D.Johnson	3	12	4.0	7	0
D.Jackson	3	-7	-2.3	5	0
Team	**413**	**1874**	**4.5**	**65t**	**10**
Opponents	**479**	**2021**	**4.2**	**43**	**11**

Receiving	No.	Yds	Avg	Lg	TD
J.Maclin	69	857	12.4	70t	7
B.Celek	57	684	12.0	34	1
L.McCoy	54	373	6.9	36	3
J.Avant	53	648	12.2	39	0
D.Jackson	45	700	15.6	77t	2
C.Harbor	25	186	7.4	19	2
R.Cooper	23	248	10.8	23	3
D.Johnson	19	256	13.5	32	0
B.Brown	13	56	4.3	11	0
S.Havili	7	43	6.1	9	0
D.Lewis	2	24	12.0	28	0
Team	**367**	**4075**	**11.1**	**77t**	**18**
Opponents	**292**	**3668**	**12.6**	**63t**	**33**

INTs	No.	Yds	Avg	Lg	TD
D.Rodgers-Cromartie	3	14	4.7	14	0
K.Coleman	2	13	6.5	7	0
C.Anderson	1	4	4.0	4	0
N.Asomugha	1	0	0.0	0	0
D.Ryans	1	0	0.0	0	0
Team	**8**	**31**	**3.9**	**14**	**0**
Opponents	**15**	**391**	**26.1**	**99t**	**3**

Punt Returns	Ret	FC	Yds	Avg	Lg	TD
D.Johnson	26	23	291	11.2	98t	1
M.Gilyard	2	3	15	7.5	11	0
B.Boykin	1	0	7	7.0	7	0
D.Jackson	1	0	-3	-3.0	-3	0
Team	**30**	**26**	**310**	**10.3**	**98t**	**1**
Opponents	**40**	**15**	**542**	**13.6**	**78t**	**1**

Kickoff Returns	No.	Yds	Avg	Lg	TD
B.Boykin	45	1037	23.0	44	0
B.Brown	8	156	19.5	25	0
S.Havili	2	18	9.0	18	0
D.Lewis	1	33	33.0	33	0
R.Cooper	1	14	14.0	14	0
A.Jordan	1	1	1.0	1	0
C.Thornton	1	0	0.0	0	0
C.Polk	1	0	0.0	0	0
Team	**60**	**1259**	**21.0**	**44**	**0**
Opponents	**41**	**1012**	**24.7**	**53**	**0**

Punting	No	Yds	Avg	Net	TB	In	Lg	B
M.McBriar	55	2560	46.5	36.5	7	13	66	1
C.Henry	16	776	48.5	38.3	0	2	62	0
Team	**71**	**3336**	**46.3**	**36.9**	**7**	**15**	**66**	**1**
Opps	**77**	**3410**	**43.7**	**37.7**	**8**	**22**	**66**	**1**

Passing	Att	Cmp	Yds	Cmp%	Yds/Att	TD	TD%	Int	Int%	Lg	Sk/Lost	Rat
M.Vick	351	204	2362	58.1%	6.7	12	3.4%	10	2.8%	77t	28/153	78.1
N.Foles	265	161	1699	60.8%	6.4	6	2.3%	5	1.9%	46	20/131	79.1
T.Edwards	2	2	14	100.0%	7.0	0	0.0%	0	0.0%	8	0/0	95.8
Team	**618**	**367**	**4075**	**59.4%**	**6.6**	**18**	**2.9%**	**15**	**2.4%**	**77t**	**48/284**	**78.6**
Opponents	**485**	**292**	**3668**	**60.2%**	**7.6**	**33**	**6.8%**	**8**	**1.6%**	**63t**	**30/198**	**99.6**

Score By Periods	Q1	Q2	Q3	Q4	OT	Pts
Team	31	92	78	79	0	280
Opponents	106	111	83	141	3	444

Scoring	TD	Ru	Pa	Rt	PAT	FG	2Pt	Pts
A.Henery	0	0	0	0	25/26	27/31	0	106
J.Maclin	7	0	7	0			0	42
L.McCoy	5	2	3	0			0	30
B.Brown	4	4	0	0			0	24
R.Cooper	3	0	3	0			0	18
D.Jackson	2	0	2	0			0	12
C.Harbor	2	0	2	0			0	12
B.Celek	1	0	1	0			0	6
N.Foles	1	1	0	0			0	6
S.Havili	1	1	0	0			0	6
D.Johnson	1	0	0	1			0	6
D.Lewis	1	1	0	0			0	6
M.Vick	1	1	0	0			0	6
Team	**29**	**10**	**18**	**1**	**25/26**	**27/31**	**0**	**280**
Opponents	**52**	**11**	**33**	**8**	**51/52**	**27/29**	**0**	**444**

2-Pt. Conversions: Eagles 0/3, Opponents 0/0

Field Goals	1-19	20-29	30-39	40-49	50+
A.Henery	0/0	8/9	8/9	11/12	0/1
Eagles	**0/0**	**8/9**	**8/9**	**11/12**	**0/1**
Opponents	**1/1**	**8/8**	**7/7**	**9/9**	**2/4**

Henery: (42G, 45N) (23G) (36G, 40G) (20G, 48G, 35G, 26G) (None) (26G, 32G, 49G) (33G) (22G, 37G) (40G) (41G, 42G) (36G, 41G, 45G) (43G, 43G) (28G, 58N, 31N) (22G, 20G) (38G, 30G) (28N)
Opps: (43G, 42G, 22G) (56G, 51G, 48G) (47G, 27G) (25G, 54N) (20G, 34G, 34G) (46G, 34G, 19G, 45G) (43G, 29G, 30G) (52N) (30G) (25G) (23G) (39G) (None) (24G, 32G) (45G, 42G) (None)

Sacks: B.Graham 5.5, F.Cox 5.5, J.Babin 5.5, C.Jenkins 4.0, T.Cole 3.0, M.Patterson 1.0, D.Ryans 1.0, B.Boykin 1.0, P.Hunt 1.0, C.Thornton 1.0, M.Kendricks 1.0, D.Tapp 0.5
Team: 30.0, Opponents: 48.0

Fumbles Lost: M.Vick 5, L.McCoy 3, B.Brown 3, N.Foles 3, D.Johnson 2, C.Harbor 1, C.Thornton 1, B.Boykin 1, B.Celek 1, D.Reynolds 1, J.Maclin 1 **Total: 22**
Opponent Fumble Recoveries: C.Jenkins 1, T.Cole 1, D.Tapp 1, B.Hughes 1, B.Graham 1 **Total: 5**

USUAL STARTERS

WR	Jeremy Maclin	LDE	Jason Babin (11)
LT	King Dunlap		Brandon Graham (5)
LG	Evan Mathis	LDT	Cullen Jenkins
C	Dallas Reynolds	RDT	Fletcher Cox (9)
RG	Jake Scott (7)		Derek Landri (7)
	Danny Watkins (6)	RDE	Trent Cole
RT	Todd Herremans (8)	WILL	Akeem Jordan (7)
	Dennis Kelly (7)		Mychal Kendricks (3)
TE	Brent Celek	MLB	DeMeco Ryans
WR	DeSean Jackson	SAM	Mychal Kendricks (11)
QB	Michael Vick (10)		Jamar Chaney (3)
	Nick Foles (6)	LCB	D.Rodgers-Cromartie
RB	LeSean McCoy	RCB	Nnamdi Asomugha
FB	Stanley Havili	SS	Nate Allen
		FS	Kurt Coleman

2013 EAGLES STATISTICS

Record: 10-6, 1st in NFC East
Head Coach: Chip Kelly

9/9	W	33-27	at Washington	82,743
9/15	L	30-33	San Diego	69,144
9/19	L	16-26	Kansas City	69,144
9/29	L	20-52	at Denver	77,002
10/6	W	36-21	at NY Giants	80,738
10/13	W	31-20	at Tampa Bay	62,505
10/20	L	3-17	Dallas	69,144
10/27	L	7-15	NY Giants	69,144
11/3	W	49-20	at Oakland	51,751
11/10	W	27-13	at Green Bay	78,011
11/17	W	24-16	Washington	69,144
12/1	W	24-21	Arizona	69,144
12/8	W	34-20	Detroit	69,144
12/15	L	30-48	at Minnesota	64,087
12/22	W	54-11	Chicago	69,144
12/29	W	24-22	at Dallas	91,166
NFC WILD CARD				
1/4	L	24-26	New Orleans	69,144

TEAM STATS	EAGLES	OPP
Total First Downs	**355**	**368**
Rushing	133	100
Passing	197	239
Penalty	25	29
3rd Down: Made/Att	**83/213**	**93/231**
3rd Down Pct.	39.0%	40.3%
4th Down: Made/Att	**7/14**	**8/20**
4th Down Pct.	50.0%	40.0%
Possession Avg.	**26:24**	**33:36**
Total Net Yards	**6676**	**6304**
Avg. Per Game	417.3	394.0
Total Plays	1054	1150
Avg. Per Play	6.3	5.5
Net Yards Rushing	**2566**	**1668**
Avg. Per Game	160.4	104.3
Total Rushes	500	443
Net Yards Passing	**4110**	**4636**
Avg. Per Game	256.9	289.8
Sacked/Yards Lost	46/296	37/271
Gross Yards	4406	4907
Attempts/Completions	508/310	670/408
Completion Pct.	61.0%	60.9%
Had Intercepted	9	19
Punts/Average	**83/44.3**	**74/42.5**
Net Punting Avg.	**40.0**	**39.4**
Penalties/Yards	**95/846**	**106/855**
Fumbles/Ball Lost	**19/10**	**29/12**
Touchdowns	**53**	**43**
Rushing	19	12
Passing	32	25
Returns	2	6

Rushing	No.	Yds	Avg	Lg	TD
L.McCoy	314	1607	5.1	57t	9
B.Brown	75	314	4.2	65t	2
M.Vick	36	306	8.5	61	2
N.Foles	57	221	3.9	21	3
C.Polk	11	98	8.9	38t	3
R.Cooper	0	18	--	18	0
D.Jackson	3	2	0.7	8	0
B.Smith	2	2	1.0	2	0
Z.Ertz	0	0	--	0	0
M.Barkley	2	-2	-1.0	-1	0
Team	**500**	**2566**	**5.1**	**65t**	**19**
Opponents	**443**	**1668**	**3.8**	**35**	**12**

Receiving	No.	Yds	Avg	Lg	TD
D.Jackson	82	1332	16.2	61t	9
L.McCoy	52	539	10.4	70	2
R.Cooper	47	835	17.8	63t	8
J.Avant	38	447	11.8	31	2
Z.Ertz	36	469	13.0	38	4
B.Celek	32	502	15.7	42	6
B.Brown	8	84	10.5	35	0
J.Maehl	4	67	16.8	37	1
C.Polk	4	61	15.3	34	0
J.Casey	3	31	10.3	12	0
B.Smith	2	27	13.5	14	0
D.Johnson	2	14	7.0	8	0
M.Vick	0	-2	--	-2	0
Team	**310**	**4406**	**14.2**	**70**	**32**
Opponents	**408**	**4907**	**12.0**	**66**	**25**

INTs	No.	Yds	Avg	Lg	TD
B.Boykin	6	136	22.7	76	1
M.Kendricks	3	25	8.3	18	0
C.Williams	3	16	5.3	15	0
D.Ryans	2	46	23.0	36	0
B.Fletcher	2	30	15.0	25	0
N.Allen	1	43	43.0	43	0
E.Wolff	1	0	0.0	0	0
C.Barwin	1	-2	-2.0	-2	0
Team	**19**	**294**	**15.5**	**76**	**1**
Opponents	**9**	**128**	**14.2**	**38t**	**1**

Kickoff Returns	No.	Yds	Avg	Lg	TD
D.Johnson	17	441	25.9	33	0
B.Boykin	9	205	22.8	41	0
B.Smith	4	106	26.5	47	0
B.Graham	2	14	7.0	14	0
D.Jackson	1	10	10.0	10	0
J.Casey	1	10	10.0	10	0
C.Polk	1	8	8.0	8	0
Z.Ertz	1	0	0.0	0	0
R.Cooper	1	-4	-4.0	-4	0
Team	**37**	**790**	**21.4**	**47**	**0**
Opponents	**52**	**1229**	**23.6**	**105t**	**2**

Punt Returns	Ret	FC	Yds	Avg	Lg	TD
D.Jackson	14	8	71	5.1	32	0
D.Johnson	12	12	100	8.3	21	0
Team	**26**	**20**	**171**	**6.6**	**32**	**0**
Opponents	**28**	**22**	**223**	**8.0**	**58t**	**1**

Punting	No	Yds	Avg	Net	TB	In	Lg	B
D.Jones	82	3681	44.9	40.5	5	33	70	1
Team	**82**	**3681**	**44.3**	**40.5**	**5**	**33**	**70**	**1**
Opponents	**74**	**3146**	**42.5**	**39.4**	**3**	**29**	**68**	**0**

Passing	Att	Cmp	Yds	Cmp%	Yds/Att	TD	TD%	Int	Int%	Lg	Sk/Lost	Rat
N.Foles	317	203	2891	64.0%	9.1	27	8.5%	2	0.6%	63t	28/173	119.2
M.Vick	141	77	1215	54.6%	8.6	5	3.5%	3	2.1%	70	15/99	86.4
M.Barkley	49	30	300	61.2%	6.1	0	0.0%	4	8.2%	26	3/24	44.6
B.Smith	1	0	0	0.0%	0.0	0	0.0%	0	0.0%	0	0/0	39.6
Team	**508**	**310**	**4406**	**61.0%**	**8.7**	**32**	**6.3%**	**9**	**1.8%**	**70**	**46/296**	**102.7**
Opponents	**670**	**408**	**4907**	**60.9%**	**7.3**	**25**	**3.7%**	**19**	**2.8%**	**66**	**37/271**	**84.0**

Score By Periods	Q1	Q2	Q3	Q4	OT	Pts
Team	89	121	110	122	0	442
Opponents	60	97	100	125	0	382

Scoring	TD	Ru	Pa	Rt	PAT	FG	2Pt	Pts
A.Henery	0	0	0	0	45/45	23/28	0	114
L.McCoy	11	9	2	0			0	66
D.Jackson	9	0	9	0			0	54
R.Cooper	8	0	8	0			2	52
B.Celek	6	0	6	0			0	36
Z.Ertz	4	0	4	0			0	24
N.Foles	3	3	0	0			0	18
C.Polk	3	3	0	0			0	18
B.Brown	2	2	0	0			1	14
J.Avant	2	0	2	0			0	12
M.Vick	2	2	0	0			0	12
B.Boykin	1	0	0	1			0	6
N.Goode	1	0	0	1			0	6
J.Maehl	1	0	1	0			0	6
T.Cole (safety)	0	0	0	0			0	2
C.Thornton (safety)	0	0	0	0			0	2
Team	**53**	**19**	**32**	**2**	**45/45**	**23/28**	**3**	**442**
Opponents	**43**	**12**	**25**	**6**	**35/36**	**27/32**	**4**	**382**

2-Pt. Conversions: Eagles 3/8, Opponents 4/7

Field Goals	1-19	20-29	30-39	40-49	50+
A.Henery	0/0	8/8	7/8	7/10	1/2
Eagles	**0/0**	**8/8**	**7/8**	**7/10**	**1/2**
Opponents	**0/0**	**5/5**	**11/11**	**8/10**	**3/6**

Henery: (48G) (25G, 46N, 48G, 32G) (29G, 48N) (35G, 25G, 46N) (40G, 27G, 29G, 36G, 41G) (24G) (60N, 31G) (None) (None) (39N, 25G, 41G) (24G) (32G) (None) (35G, 51G, 33G) (49G) (47G)
Opps: (40N) (49G, 44G, 33G, 46G) (33G, 51N, 31G, 34G, 38G) (53G) (None) (38G, 27G) (38G) (40G, 44G, 33G, 46G, 27G) (24G, 53G) (53N, 42N, 26G, 35G) (None) (None) (None) (55N, 21G, 38G) (50G) ((44G, 43G, 36G)

Sacks: T.Cole 8.0, C.Barwin 5.0, V.Curry 4.0, D.Ryans 4.0, M.Kendricks 4.0, B.Graham 3.0, F.Cox 3.0, B.Logan 2.0, N.Allen 1.0, C.Williams 1.0, C.Thornton 1.0, N.Goode 1.0
Team: 37.0, Opponents: 45.0

Fumbles Lost: M.Vick 2, N.Foles 2, M.Barkley 1, J.Avant 1, B.Celek 1, L.McCoy 1, J.Kelce 1, D.Johnson 1 **Total: 10**
Opponent Fumble Recoveries: M.Kendricks 4, N.Goode 1, F.Cox 1, B.Logan 1, C.Williams 1, P.Chung 1, C.Barwin 1, B.Fletcher 1, C.Matthews 1 **Total: 12**

USUAL STARTERS

WR	Riley Cooper	LDE	Cedric Thornton
LT	Jason Peters	NT	Bennie Logan (8)
LG	Evan Mathis		Isaac Sopoaga (7)
C	Jason Kelce	RDE	Fletcher Cox
RG	Todd Herremans	LOLB	Connor Barwin
RT	Lane Johnson	ILB	DeMeco Ryans
TE	Brent Celek	ILB	Mychal Kendricks
WR	DeSean Jackson	ROLB	Trent Cole
QB	Nick Foles (10)	LCB	Bradley Fletcher
	Michael Vick (6)	RCB	Cary Williams
RB	LeSean McCoy	SS	Nate Allen
WR	Jason Avant	FS	Patrick Chung (10)
			Earl Wolff (6)

2014 EAGLES STATISTICS

Record: 10-6, 2nd in NFC East
Head Coach: Chip Kelly

9/7	W	34-17	Jacksonville	69,596
9/15	W	30-27	at Indianapolis	64,871
9/21	W	37-34	Washington	69.596
9/28	L	21-26	at San Francisco	70,799
10/5	W	34-28	St. Louis	69,596
10/12	W	27-0	New York Giants	69,596
10/26	L	20-24	at Arizona	61,789
11/2	W	31-21	at Houston	71,780
11/10	W	45-21	Carolina	69,596
11/16	L	20-53	at Green Bay	78,270
11/23	W	43-24	Tennessee	69,596
11/27	W	33-10	at Dallas	91,379
12/7	L	14-24	Seattle	69,596
12/14	L	27-38	Dallas	69,596
12/20	L	24-27	at Washington	78,897
12/28	W	34-26	at New York Giants	79,150

TEAM STATS	EAGLES	OPP
Total First Downs	**356**	**338**
Rushing	109	88
Passing	218	211
Penalty	29	39
3rd Down: Made/Att	**103/237**	**88/232**
3rd Down Pct.	43.5%	37.9%
4th Down: Made/Att	**7/11**	**3/12**
4th Down Pct.	63.6%	25.0%
Possession Avg.	**26:40**	**33:20**
Total Net Yards	**6348**	**6009**
Avg. Per Game	396.8	375.6
Total Plays	1127	1113
Avg. Per Play	5.6	5.4
Net Yards Rushing	**1992**	**1771**
Avg. Per Game	124.5	110.7
Total Rushes	474	473
Net Yards Passing	**4356**	**4238**
Avg. Per Game	272.3	264.9
Sacked/Yards Lost	32/225	49/357
Gross Yards	4581	4595
Attempts/Completions	621/384	591/345
Completion Pct.	61.8%	58.4%
Had Intercepted	21	12
Punts/Average	**76/43.8**	**91/43.8**
Net Punting Avg.	**38.9**	**36.6**
Penalties/Yards	**115/995**	**121/1089**
Fumbles/Ball Lost	**25/15**	**27/16**
Touchdowns	**54**	**48**
Rushing	16	14
Passing	27	30
Returns	11	4

Rushing	No.	Yds	Avg	Lg	TD
L.McCoy	312	1319	4.2	53	5
D.Sproles	57	329	5.8	49t	6
C.Polk	46	172	3.7	22	4
M.Sanchez	34	87	2.6	15	1
N.Foles	16	68	4.3	14	0
T.Burton	5	10	2.0	4	0
J.Huff	1	7	7.0	7	0
M.Barkley	3	0	0.0	0	0
Team	**474**	**1992**	**4.2**	**53**	**16**
Opponents	**473**	**1771**	**3.7**	**37**	**14**

Receiving	No.	Yds	Avg	Lg	TD
J.Maclin	85	1318	15.5	72	10
J.Matthews	67	872	13.0	44t	8
Z.Ertz	58	702	12.1	35t	3
R.Cooper	55	577	10.5	50	3
D.Sproles	40	387	9.7	57	0
B.Celek	32	340	10.6	37	1
L.McCoy	28	155	5.5	18	0
J.Huff	8	98	12.3	44	0
J.Maehl	5	46	9.2	15	0
J.Casey	3	59	19.7	26t	2
C.Polk	2	16	8.0	15	0
B.Smith	1	11	11.0	11	0
Team	**384**	**4581**	**11.9**	**72**	**27**
Opponents	**345**	**4595**	**13.3**	**81t**	**30**

INTs	No.	Yds	Avg	Lg	TD
N.Allen	4	45	11.3	40	0
M.Jenkins	3	67	22.3	53t	1
C.Williams	2	-1	-0.5	0	0
B.Fletcher	1	34	34.0	34t	1
D.Ryans	1	0	0.0	0	0
B.Boykin	1	0	0.0	0	0
Team	**12**	**145**	**12.1**	**53t**	**2**
Opponents	**21**	**257**	**12.2**	**52t**	**2**

Sacks: C.Barwin 14.5, V.Curry 9.0, T.Cole 6.5, B.Graham 5.5, M.Kendricks 4.0, F.Cox 4.0, C.Matthews 1.5, B.Bair 1.5, N.Allen 1.0, C.Thornton 1.0, B.Allen 0.5
Team: 49.0, Opponents: 32.0

Fumbles Lost: M.Sanchez 3, L.McCoy 3, N.Foles 3, Z.Ertz 1, J.Huff 1, R.Cooper 1, D.Sproles 1, D.Ryans 1, B.Celek 1 **Total: 15**
Opponent Fumble Recoveries: N.Allen 3, C.Thornton 3, F.Cox 3, Z.Ertz 1, V.Curry 1, N.Carroll II 1, C.Matthews 1, D.Ryans 1, M.Jenkins 1, B.Fletcher 1 **Total: 16**

Punt Returns	Ret	FC	Yds	Avg	Lg	TD
D.Sproles	39	16	506	13.0	82t	2
J.Maclin	2	4	25	12.5	18	0
R.Cooper	0	1	0	0	0	0
Team	**41**	**21**	**531**	**13.0**	**82t**	**2**
Opponents	**29**	**22**	**238**	**8.2**	**75t**	**1**

Scoring	TD	Ru	Pa	Rt	PAT	FG	2Pt	Pts
C.Parkey	0	0	0	0	54/54	32/36	0	150
J.Maclin	10	0	10	0			0	60
D.Sproles	8	6	0	2			0	48
J.Matthews	8	0	8	0			0	48
L.McCoy	5	5	0	0			0	30
C.Polk	5	4	0	1			0	30
R.Cooper	3	0	3	0			0	18
Z.Ertz	3	0	3	0			0	18
J.Casey	2	0	2	0			0	12
C.Maragos	1	0	0	1			0	6
B.Fletcher	1	0	0	1			0	6
B.Smith	1	0	0	1			0	6
B.Celek	1	0	1	0			0	6
M.Sanchez	1	1	0	0			0	6
M.Jenkins	1	0	0	1			0	6
T.Burton	1	0	0	1			0	6
J.Huff	1	0	0	1			0	6
C.Thornton	1	0	0	1			0	6
F.Cox	1	0	0	1			0	6
Team	**54**	**16**	**27**	**11**	**54/54**	**32/36**	**0**	**474**
Opponents	**48**	**14**	**30**	**4**	**46/47**	**22/27**	**0**	**400**

2-Pt. Conversions: Eagles 0/0, Opponents 0/1

Score By Periods	Q1	Q2	Q3	Q4	OT	Pts
Team	130	117	128	99	0	474
Opponents	103	110	84	103	0	400

Field Goals	1-19	20-29	30-39	40-49	50+
C.Parkey	0/0	10/10	14/16	4/6	4/4
Team	**0/0**	**10/10**	**14/16**	**4/6**	**4/4**
Opponents	**0/0**	**9/9**	**4/7**	**7/7**	**2/4**

Parkey: (51G, 28G, 31G, 38N, 23G, 36G, 38G, 33G, 51G, 26G, 27G,31G, 45G, 54G, 20G, 45G, 39G, 33G, 33G, 36G, 26G, 49N, 35G, 30G, 50G, 31G, 22G, 26G, 25G, 47G, 43G, 34N, 46N, 22G, 32G, 39G)
Opps: (49G, 50N, 36B, 46G, 27G, 49G, 44G, 33N, 29G, 51G, 46G, 31G, 28G, 39N, 27G, 33G, 50N, 20G, 28G, 44G, 49G, 25G, 26G, 38G, 20G, 36G, 53G)

Punting	No	Yds	Avg	Net	TB	In	Lg	B
D.Jones	76	3331	43.8	38.9	7	34	68	0
Team	**76**	**3331**	**43.8**	**38.9**	**7**	**34**	**68**	**0**
Opponents	**91**	**3984**	**43.8**	**36.6**	**6**	**27**	**71**	**4**

Kickoff Returns	No.	Yds	Avg	Lg	TD
J.Huff	14	415	29.6	107t	1
C.Polk	11	340	30.9	102t	1
J.Casey	3	38	12.7	16	0
N.Carroll	2	45	22.5	24	0
B.Smith	1	21	21.0	21	0
D.Sproles	1	15	15.0	15	0
Team	**32**	**874**	**27.3**	**107t**	**2**
Opponents	**52**	**1183**	**22.8**	**44**	**0**

Passing	Att	Cmp	Yds	Cmp%	Yds/Att	TD	TD%	Int	Int%	Lg	Sk/Lost	Rat
M.Sanchez	309	198	2418	64.1%	7.8	14	4.5%	11	3.6%	72	23/151	88.4
N.Foles	311	186	2163	59.8%	7.0	13	4.2%	10	3.2%	68t	9/74	81.4
M.Barkley	1	0	0	0.0%	0.0	0	0.0%	0	0.0%	0	0/0	39.6
Team	**621**	**384**	**4581**	**61.8%**	**7.4**	**27**	**4.3%**	**21**	**3.4%**	**72**	**32/225**	**84.8**
Opponents	**591**	**345**	**4595**	**58.4%**	**7.8**	**30**	**5.1%**	**12**	**2.0%**	**81t**	**49/357**	**91.6**

USUAL STARTERS

WR	Riley Cooper	LDE	Cedric Thornton
LT	Jason Peters	NT	Bennie Logan
LG	Evan Mathis (9)	RDE	Fletcher Cox
	Matt Tobin (5)	LOLB	Connor Barwin
C	Jason Kelce (12)	ILB	DeMeco Ryans (8)
	David Molk (4)		Casey Matthews (8)
RG	Todd Herremans (7)	ILB	Mychal Kendricks (11)
	Andrew Gardner (6)		Casey Matthews (3)
RT	Lane Johnson	ROLB	Trent Cole
TE	Brent Celek	LCB	Bradley Fletcher
WR	Jeremy Maclin	RCB	Cary Williams
QB	Nick Foles (8)	SS	Nate Allen
	Mark Sanchez (8)	FS	Malcolm Jenkins
RB	LeSean McCoy		
WR	Jordan Matthews (10)		

2015 EAGLES STATISTICS

Record: 7-9
Chip Kelly (15), Pat Shurmur (1)

9/14	L	24-26	at Atlanta	70,516
9/20	L	10-20	Dallas	69,296
9/27	W	24-17	at New York Jets	78,160
10/4	L	20-23	at Washington	74,767
10/11	W	39-17	New Orleans	69,296
10/19	W	27-7	New York Giants	69,296
10/25	L	16-27	at Carolina	74,194
11/8	W	33-27	at Dallas (OT)	91,827
11/15	L	19-20	Miami	69,596
11/22	L	17-45	Tampa Bay	69,596
11/26	L	14-45	at Detroit	64,445
12/6	W	35-28	at New England	66,829
12/13	W	23-20	Buffalo	69,596
12/20	L	17-40	Arizona	69,596
12/26	L	24-38	Washington	69,596
1/3	W	35-30	at New York Giants	78,023

TEAM STATS	EAGLES	OPP
Total First Downs	**339**	**365**
Rushing	110	100
Passing	193	239
Penalty	36	26
3rd Down: Made/Att	91/230	99/231
3rd Down Pct.	39.6%	42.9%
4th Down: Made/Att	8/16	6/9
4th Down Pct.	50.0%	66.7%
Possession Avg.	**28:21**	**34:00**
Total Net Yards	**5830**	**6426**
Avg. Per Game	364.4	401.6
Total Plays	1102	1148
Avg. Per Play	5.3	5.6
Net Yards Rushing	**1743**	**2153**
Avg. Per Game	108.9	134.6
Total Rushes	442	478
Net Yards Passing	**4087**	**4273**
Avg. Per Game	255.4	267.1
Sacked/Yards Lost	37/254	37/243
Gross Yards	4341	4516
Completion Pct.	65.0%	62.2%
Had Intercepted	18	15
Punts/Average	**88/45.9**	**89/45.3**
Net Punting Avg.	**41.6**	**39.0**
Penalties/Yards	**104/819**	**123/1051**
Fumbles/Ball Lost	**26/13**	**23/11**
Touchdowns	**45**	**50**
Rushing	15	10
Passing	23	36
Returns	7	4

Score By Period	Q1	Q2	Q3	Q4	OT	Pts.
Team	64	112	98	97	6	377
Opponents	87	136	92	115	0	430

Rushing	No.	Yds	Avg.	Lg.	TD
D.Murray	193	702	3.6	54t	6
R.Mathews	106	539	5.1	63t	6
D.Sproles	83	317	3.8	27	3
K.Barner	28	124	4.4	19	0
S.Bradford	26	39	1.5	14	0
M.Sanchez	6	22	3.7	11	0
Team	**442**	**1743**	**3.9**	**63t**	**15**
Opponents	**478**	**2153**	**4.5**	**84**	**10**

Receiving	No.	Yds	Avg.	Lg.	TD
J.Matthews	85	997	11.7	78t	8
Z.Ertz	75	853	11.4	60	2
D.Sproles	55	388	7.1	35t	1
D.Murray	44	322	7.3	44	1
B.Celek	27	398	14.7	60	3
J.Huff	27	312	11.6	41t	3
N.Agholor	23	283	12.3	53t	1
R.Cooper	21	327	15.6	62t	2
R.Mathews	20	146	7.3	23t	1
M.Austin	13	224	17.2	39t	1
K.Barner	9	22	2.4	12	0
T.Burton	3	54	18.0	43	0
J.Krause	2	11	5.5	7	0
S.Ajirotutu	1	4	4.0	4	0
Team	**405**	**4341**	**10.7**	**78t**	**23**
Opponents	**394**	**4516**	**11.5**	**59**	**36**

Interceptions	No.	Yds	Avg.	Lg.	TD
W.Thurmond	3	67	22.3	44	0
M.Jenkins	2	99	49.5	99t	1
J.Hicks	2	67	33.5	67t	1
B.Maxwell	2	22	11.0	22	0
N.Carroll	2	18	9.0	17t	1
E.Reynolds	1	7	7.0	7	0
K.Alonso	1	0	0.0	0	0
E.Rowe	1	0	0.0	0	0
D.Ryans	1	0	0.0	0	0
Team	**15**	**280**	**18.7**	**99t**	**3**
Opponents	**18**	**141**	**7.8**	**39t**	**2**

Kick Returns	No.	Yds.	Avg.	Lg.	TD
J.Huff	21	498	23.7	49	0
R.Cooper	2	28	14.0	16	0
D.Sproles	1	20	20.0	20	0
K.Barner	1	10	10.0	10	0
Z.Ertz	1	9	9.0	9	0
S.Ajirotutu	1	0	0.0	0	0
Team	**27**	**565**	**20.9**	**49**	**0**
Opponents	**34**	**705**	**20.7**	**79**	**0**

Scoring	TD	Ru.	Rec.	Ret.	PAT	FG	2pt.	Saf.	Pts.
C.Sturgis	0	0	0	0	35/37	18/22	0	0	89
J.Matthews	8	0	8	0	--	--	0	0	48
R.Mathews	7	6	1	0	--	--	0	0	42
D.Murray	7	6	1	0	--	--	0	0	42
D.Sproles	6	3	1	2	--	--	0	0	36
B.Celek	3	0	3	0	--	--	0	0	18
J.Huff	3	0	3	0	--	--	0	0	18
C.Parkey	0	0	0	0	7/7	3/4	0	0	16
R.Cooper	2	0	2	0	--	--	0	0	12
Z.Ertz	2	0	2	0	--	--	0	0	12
W.Thurmond	1	0	0	1	--	--	0	1	8
N.Agholor	1	0	1	0	--	--	0	0	6
M.Austin	1	0	1	0	--	--	0	0	6
N.Carroll	1	0	0	1	--	--	0	0	6
N.Goode	1	0	0	1	--	--	0	0	6
J.Hicks	1	0	0	1	--	--	0	0	6
M.Jenkins	1	0	0	1	--	--	0	0	6
Team	**45**	**15**	**23**	**7**	**42/44**	**21/26**	**0**	**1**	**377**
Opponents	**50**	**10**	**36**	**4**	**47/49**	**27/27**	**0**	**0**	**430**

2-Pt. Conversions: Team 0/0, Opponents: 1/1

Field Goals (Game-by-Game)

Sturgis: () () () (33N) (39G, 29G, 26G, 41G) (37G, 39G) (52G, 29G, 24G, 50N) (31G, 53G) (32N, 37G) (43G) (50N) () (45G, 41G, 30G) (36G) (34G) ()

Parkey: (29G, 44N) (46G) (30G) () () () () () () () () () () () ()

Opps: (41G, 39G, 44G, 47G) (20G, 28G) (53G) (20G, 38G, 33G) (21G) () (35G, 29G) (41G, 44G) (42G, 22G) (28G) (48G) () (38G, 40G) (28G, 38G) (28G) (22G, 30G, 48G)

Field Goals	1-19	20-29	30-39	40-49	50+
C.Sturgis	0/0	4/4	8/10	4/4	2/4
C.Parkey	0/0	1/1	1/1	1/2	0/0
Team	**0/0**	**5/5**	**9/11**	**5/6**	**2/4**
Opponents	**0/0**	**10/10**	**7/7**	**9/9**	**1/1**

Punting	No.	Yds.	Avg.	Net	TB	In20	Lg.	Blk.
D.Jones	86	4038	47.0	41.6	8	29	64	2
Team	**88**	**4038**	**45.9**	**41.6**	**8**	**29**	**64**	**2**
Opponents	**89**	**4030**	**45.3**	**39.0**	**6**	**30**	**64**	**1**

Punt Returns	Ret.	FC	Yds.	Avg.	Lg.	TD
D.Sproles	38	18	446	11.7	89t	2
K.Barner	1	0	-3	-3.0	-3	0
Team	**39**	**18**	**443**	**11.4**	**89t**	**2**
Opponents	**42**	**23**	**215**	**5.1**	**19**	**0**

Sacks

F.Cox 9.5, C.Barwin 7.0, B.Graham 6.5, V.Curry 3.5, M.Kendricks 3.0, W.Thurmond 2.0, M. Smith 1.5, B.Braman 1.0, J.Hicks 1.0, B.Logan 1.0, C.Thornton 1.0, **Team: 37, Opponents: 37**

Fumbles

Lost: S.Bradford 3, R.Mathews 3, D.Murray 2, N.Agholor 1, K.Barner 1, Z. Ertz 1, J.Matthews 1, M.Sanchez 1, **Total: 13**

Opponent Recoveries: J.Hicks 3, F.Cox 2, B.Braman 1, B.Celek 1, M.Jenkins 1, B.Maxwell 1, D.Ryans 1, W. Thurmond 1, **Total: 11**

Passing	Att.	Cmp.	Yds.	Cmp.%	Yds./Att.	TD	TD%	Int.	Int.%	Lg	Sack	Lost	Rat.
S.Bradford	532	346	3725	65.0	7.00	19	3.6	14	2.6	78t	28	200	86.4
M.Sanchez	91	59	616	64.8	6.77	4	4.4	4	4.4	43	9	54	80.7
Team	**623**	**405**	**4341**	**65.0**	**6.97**	**23**	**3.7**	**18**	**2.9**	**78t**	**37**	**254**	**85.6**
Opponents	**633**	**394**	**4516**	**62.2**	**7.13**	**36**	**5.7**	**15**	**2.4**	**59**	**37**	**243**	**92.8**

ALL-TIME ROSTER

A	POS	COLLEGE	JERSEY	GMS	YEARS
Abercrombie, Walter	RB	Baylor	32	5	1988
Abiamiri, Victor	DE	Notre Dame	78, 95	29	2007-11
Absher, Dick	LB	Maryland	53	8	1972
Acho, Emmanuel	LB	Texas	51	20	2013-15
Adams, Gary	DB	Arkansas	6	0	1969
Adams, Jamar	S	Michigan	45	1	2010
Adams, Keith	LB	Clemson	57	57	2002-05
Adams, Theo	G	Hawaii	61	0	1995
Agajanian, Ben	G	New Mexico	89	7	1945
Agholor, Nelson	**WR**	**USC**	**17**	**13**	**2015-***
Ajirotutu, Seyi	WR	Fresno State	16	13	2015
Akers, David	K	Louisville	2	188	1999-2010
Alexander, David	C	Tulsa	72	114	1987-94
Alexander, Kermit	DB	UCLA	39	21	1972-73
Allen, Beau	**DT**	**Wisconsin**	**94**	**32**	**2014-***
Allen, Chuck	LB	Washington	54	12	1972
Allen, Eric	CB	Arizona State	21	111	1988-94
Allen, Ian	T	Purdue	79	4	2004
Allen, Jackie	DB	Baylor	21	1	1972
Allen, Kevin	T	Indiana	72	16	1985
Allen, Nate	S	South Florida	29	74	2010-2014
Allert, Ty	LB	Texas	58	24	1987-89
Allison, Henry	G	San Diego State	65	20	1971-72
Alonso, Kiko	LB	Oregon	50	11	2015
Amerson, Glen	B	Texas Tech	46	14	1961
Amundson, George	RB	Iowa State	38	6	1975
Anderson, Colt	S	Montana	30	48	2010-13
Anderson, Gary	K	Syracuse	1	32	1995-96
Andrews, Josh	**G**	**Oregon State**	**68**	**13**	**2015-***
Andrews, Leroy	B	Pittsburg State	NA	0	1934
Andrews, Shawn	T/G	Arkansas	73	50	2004-09
Andrews, Stacy	G/T	Mississippi	76	10	2009
Angelo, Jim†	G	Indiana (PA)	69	1	1987
Antwine, Houston	DT	Southern Illinois	75	14	1972
Archer, Dave	QB	Iowa State	18	0	1991-92
Armour, Justin	WR	Stanford	86	1	1997
Armstrong, Calvin	T	Washington State	76	0	2005
Armstrong, Harvey	DT	Southern Methodist	96	40	1982-84
Armstrong, Neill	E	Oklahoma A&M	80	54	1947-51
Arnold, Jay	B	Texas	34	40	1937-40
Arrington, Rick	QB	Tulsa	11	17	1970-73
Aschbacher, Darrel	G	Oregon	50	11	1959
Asher, Jamie	TE	Louisville	84	0	1999
Asomugha, Nnamdi	CB	California	24	32	2011-12
Atkins, Steve	FB	Maryland	38	1	1981
Auer, Howard	T	Michigan	24	2	1933
Auer, Jim†	DE	Georgia	97	1	1987
Austin, Miles	WR	Monmouth	19	11	2015
Autry, Darnell	RB	Northwestern	26, 24	11	1998, 2000
Avant, Jason	WR	Michigan	81	116	2006-13
Ayers, Marvin†	DE	Grambling	96	2	1987

B	POS	COLLEGE	JERSEY	GMS	YEARS
Babin, Jason	DE	Western Michigan	94, 93	39	2009, 2011-12
Bahr, Matt	K	Penn State	11	11	1993
Bailey, David	DE	Oklahoma State	93	13	1990
Bailey, Eric†	TE	Kansas State	87	3	1987
Bailey, Howard	T	Tennessee	20	1	1935
Bailey, Tom	B	Florida State	31	50	1971-74
Bailey, Victor	WR	Missouri	82	32	1993-94
Bair, Brandon	DE	Oregon	93	21	2014-15
Baisi, Albert	G	West Virginia	63	2	1947
Baker, Jason	P	Iowa	6	2	2002
Baker, John	E	North Carolina Central	78	7	1962
Baker, Keith	WR	Texas Southern	80	8	1985
Baker, Ron	G	Oklahoma State	63	123	1980-88
Baker, Sam	K	Oregon State	38	82	1964-69
Baker, Tony	B	Iowa State	38	18	1971-72
Baldinger, Brian	G	Duke	62	24	1992-93
Ballman, Gary	E	Michigan State	85	66	1967-72
Banas, Stephen	B	Notre Dame	NA	2	1935
Banducci, Bruno	G	Stanford	63	19	1944-45
Banta, Jack	B	Southern California	33	18	1941, 1944-45
Barber, Shawn	LB	Richmond	56	29	2002, 06
Barbre, Allen	**G/T**	**Missouri Southern St.**	**76**	**32**	**2013-***
Barker, Bryan	P	Santa Clara	4	11	1994
Barkley, Matt	QB	Southern California	2	4	2013-14
Barlow, Corey	CB	Auburn	24	10	1992-94
Barner, Kenjon	**RB**	**Oregon**	**34**	**10**	**2015-***
Barnes, Antwan	DE	Florida International	51	2	2010
Barnes, Bill	B	Wake Forest	33	60	1957-61
Barnes, Larry	FB	Tennessee State	38	23	1978-79
Barnes, Walter	G	LSU	74	47	1948-51
Barnett, Fred	WR	Arkansas State	86	81	1990-95
Barnhardt, Dan	B	Centenary	NA	1	1934
Barni, Roy	B	San Francisco	33	14	1954-55
Barnum, Len	B	West Virginia Wesleyan	13	21	1940-42
Barr, Stephen	WR	Pennsylvania	83	0	1965
Bartholomew, Sam	B	Tennessee	27	9	1941
Bartlett, Doug	LB	Northern Illinois	95	10	1988
Bartley, Ephesians	LB	Florida	50	6	1992
Bartrum, Mike	TE/LS	Marshall	88	107	2000-06
Barwin, Connor	**LB**	**Cincinnati**	**98**	**48**	**2013-***
Basca, Nick	B	Villanova	47	11	1941
Baskett, Hank	WR	New Mexico	84	50	2006-2010
Bassi, Dick	G	Santa Clara	35	11	1940
Bassman, Herman	B	Ursinus	19, 29, 24	8	1936
Battaglia, Matt†	LB	Louisville	52	3	1987
Baughan, Maxie	LB	Georgia Tech	55	80	1960-65
Bauman, Alfred	T	Northwestern	73	2	1947
Bausch, Frank	C	Kansas	55	4	1940-41
Bavaro, Mark	TE	Notre Dame	84	28	1993-94
Bawel, Bibbles	B	Evansville	20, 81	36	1952, 1955-56
Baze, Winford	B	Texas Tech	26, 37	10	1937
Beach, Pat	TE	Washington State	83	16	1992
Beals, Shawn	WR/KR	Idaho State	81	13	1988
Beaver, Jim	G	Florida	65	1	1962
Beckles, Ian	G	Indiana	62	25	1997-98
Bednarik, Chuck	C/LB	Pennsylvania	60	169	1949-62
Beisler, Randy	DE	Indiana	64, 80	36	1966-68
Bell, Demetress	T	Northwestern State	77	9	2012
Bell, Eddie	B	Pennsylvania	81	48	1955-58
Bell, Joique	RB	Wayne State	24	3	2010
Bell, Mike	RB	Arizona	26	5	2010
Bell, Todd	LB	Ohio State	49, 52	20	1988-89
Bellamy, Mike	WR	Illinois	81	6	1990
Bellamy, Victor†	CB	Syracuse	39	3	1987
Bendross, Jesse†	WR	Alabama	85	3	1987
Benn, Arrelious	WR	Illinois	17	0	2013
Benson, Harry	G	Western Maryland	30, 39	6	1935
Berger, Mitch	P	Colorado	17	5	1994
Bergey, Bill	LB	Arkansas State	66	91	1974-80
Berry, Dan	B	California	19	0	1967

ALL-TIME ROSTER

Berzinski, Willie	B	Wisconsin-LaCrosse	33	4	1956
Betterson, James	RB	North Carolina	34	23	1977-78
Bielski, Dick	B	Maryland	36	60	1955-59
Bieniemy, Eric	RB	Colorado	33	16	1999
Biggers, E.J.	CB	Western Michigan	38	16	2015
Binotto, John	B	Duquesne	30	2	1942
Bishop, Blaine	SS	Ball State	24	12	2002
Bjorklund, Robert	C	Minnesota	50	7	1941
Black, Michael	T/G	Sacramento State	77	1	1986
Blackmore, Richard	CB	Mississippi State	27	57	1979-82
Blaine, Ed	G	Missouri	64	56	1963-66
Blake, Jeff	QB	East Carolina	11	3	2004
Bleamer, Jeff	T	Penn State	67	24	1975-76
Bleeker, Mel	B	Southern California	49	17	1944-46
Bloom, Jeremy	WR	Colorado	11	0	2006
Blue, Luther	WR	Iowa State	80	3	1980
Blye, Ron	RB	Notre Dame	33	14	1969
Boatswain, Harry	G/T	New Haven	69	13	1995, 1997
Boedeker, William	B	DePaul	21	10	1950
Bogren, Vince	E	New Mexico	73	0	1944
Bolden, Gary†	DT	SW Oklahoma State	65	2	1987
Boniol, Chris	K	Louisiana Tech	18	32	1997-98
Booker, Lorenzo	RB	Florida State	25	10	2008
Booty, John	DB	TCU	42	29	1991-92
Boryla, Mike	QB	Stanford	10	22	1974-76
Bostic, James	RB	Auburn	27	11	1998-99
Bostic, Jason	CB	Georgia Tech	32	17	1999-2000
Bouggess, Lee	B	Louisville	46	32	1970-73
Bouie, Kevin	RB	Mississippi State	35, 33	0	1995-96
Bova, Tony	E	St. Francis	85	10	1943
Bowman, Kevin†	WR	San Jose State	83	3	1987
Boykin, Brandon	CB	Georgia	22	48	2012-14
Boykin, Deral	S	Louisville	25	10	1996
Bradford, Sam	QB	Oklahoma	7	14	2015
Bradley, Bill	FS	Texas	28	110	1969-76
Bradley, Carlos†	LB	Wake Forest	59	3	1987
Bradley, Harold	G	Iowa	65	12	1958
Bradley, Stewart	LB	Nebraska	55	44	2007-10
Brady, Rickey	TE	Oklahoma	87	0	1995
Braman, Bryan	**LB**	**West Texas A&M**	**56**	**32**	**2014-***
Bredice, John	E	Boston University	89	12	1956
Brennan, Leo	T	Holy Cross	70	11	1942
Brewer, Jack	S	Minnesota	42	6	2005
Brewer, John	B	Louisville	36	18	1952-53
Brian, William	T	Gonzaga	31	20	1935-36
Bridges, Jeremy	T/G	Southern Mississippi	74	0	2003
Brister, Bubby	QB	Northeast Louisiana	6	17	1993-94
Britt, Rankin	E	Texas A&M	18	1	1939
Brodnicki, Chuck	T	Temple	30	0	1934
Brooks, Barrett	T	Kansas State	76	64	1995-98
Brooks, Clifford	DB	Tennessee State	23	15	1975-76
Brooks, Tony	RB	Notre Dame	39	5	1992-93
Brookshier, Tom	B	Colorado	45, 40	76	1953, 1956-61
Broughton, Luther	TE	Furman	49,86,88,84	31	1997, 1999-00
Brown, Aaron	LB	Ohio State	90	7	1985
Brown, Bob	T	Nebraska	76	64	1964-68
Brown, Bryce	RB	Kansas State	34	31	2012-13
Brown, Cedrick	CB	Washington	23	12	1987
Brown, David†	LB	Miami (OH)	56	1	1987
Brown, Deauntae	CB	Central State (OH)	35	1	1997
Brown, Fred	LB	Miami (FL)	55, 87	26	1967-69
Brown, Greg	DE	Kansas State	98	89	1981-86
Brown, Jerome	DT	Miami (FL)	99	76	1987-91
Brown, Na	WR	North Carolina	85	42	1999-2001
Brown, Reggie	WR	Georgia	86	72	2005-09
Brown, Reggie†	RB	Oregon	24	3	1987
Brown, Ronnie	RB	Auburn	34	16	2011
Brown, Sheldon	CB	South Carolina	39, 24	128	2002-09
Brown, Thomas	DE	Baylor	97	16	1980
Brown, Tim	B	Ball State	22	96	1960-67
Brown, Willie	FL	Southern California	23	7	1966
Brumm, Don	DE	Purdue	80	16	1970-71
Brunski, Andrew	C	Temple	62	0	1943
Brutley, Daryon	CB	Northern Iowa	31	1	2003
Bryant, Bill	CB	Grambling	25	3	1978
Brzezinski, Doug	G	Boston College	74	64	1999-2002
Buckhalter, Correll	RB	Nebraska	28	74	2001-08
Buckley, Eldra	RB	Tennessee-Chattanooga	34	32	2009-10
Budd, Frank	E	Villanova	20	13	1962
Bukant, Joe	B	Washington-St. Louis	36	33	1938-40
Bulaich, Norm	RB	TCU	36	25	1973-74
Bull, Ron	B	Baylor	47	13	1971
Bunkley, Brodrick	DT	Florida State	78, 97	76	2006-10
Bunting, John	LB	North Carolina	95	132	1972-82
Burgess, Derrick	LB/DE	Mississippi	59, 56, 73	30	2001-04, 2010
Burk, Adrian	B	Baylor	10	70	1951-56
Burke, Mark	DB	West Virginia	29	1	1976
Burks, Dialleo	WR	Eastern Kentucky	42, 89, 86	0	1996
Burnette, Tom	B	North Carolina	19	8	1938
Burnham, Lem	DE	U.S. International	67	45	1977-80
Burnine, Hank	E	Missouri	84	14	1956-57
Burroughs, Don	B	Colorado State	45	64	1960-64
Burton, Trey	**TE**	**Florida**	**47**	**31**	**2014-***
Bushby, Thomas	B	Kansas State	45	2	1935
Buss, Art	T	Michigan State	45, 12	23	1936-37
Butler, Bob	G	Kentucky	53	3	1962
Butler, John	B	Tennessee	27	17	1943, 1945
Byars, Keith	RB	Ohio State	42, 41	105	1986-92
Byrne, Bill	G	Boston College	66	12	1963

C	POS	COLLEGE	JERSEY	GMS	YEARS
Cabrelli, Larry	E	Colgate	84	61	1941-47
Caesar, Ivan	LB	Boston College	53	0	1993
Caffey, Lee Roy	LB	Texas A&M	52	14	1963
Cagle, Jim	DT	Georgia	78	14	1974
Cahill, Dave	DT	Northern Arizona	58	14	1966
Caldwell, Mike	LB	Middle Tennessee State	56	62	1998-2001
Calhoun, Don	RB	Kansas State	30	1	1982
Calicchio, Lonny	K	Mississippi	17	2	1997
Calloway, Ernie	DT	Texas Southern	57, 77	47	1969-72
Calvin, Jorrick	CB	Troy	38	12	2010
Campbell, Glenn	E	Emporia State	29	1	1935
Campbell, Marion	T	Georgia	78	71	1956-61
Campbell, Stan	G	Iowa State	64	37	1959-61
Campbell, Tommy	DB	Iowa State	37	14	1976
Campfield, Billy	RB	Kansas	37	69	1978-82
Campion, T.J.	T	Southeastern Louisiana	72	5	1947
Canale, Rocco	G	Boston College	73	17	1943-45
Carmichael, Roc	CB	Virginia Tech	21	13	2013-14
Carmichael, Harold	WR	Southern	17	180	1971-83
Carollo, Joe	T	Notre Dame	76	28	1969-70
Carpe, Joe	T	Millikin	NA	2	1933
Carpenter, Rob	WR	Syracuse	81	16	1995
Carr, Earl	RB	Florida	32	1	1979

ALL-TIME ROSTER

Carr, Jim	B	Charleston	21	63	1959-63
Carrioccio, Russ	G	Virginia	64	7	1955
Carroll, Nolan	**CB**	**Maryland**	**23**	**27**	**2014-***
Carroll, Terrence	S	Oregon State	33	0	2001
Carson, Carlos	WR	LSU	87	6	1989
Carter, Cris	WR	Ohio State	80	41	1987-89
Carter, Joe	E	Austin	31, 17	78	1933-40
Case, Pete	G	Georgia	67	40	1962-64
Casey, James	TE	Rice	85	31	2013-14
Cassady, Howard	B	Ohio State	41	5	1962
Castiglia, Jim	B	Georgetown	31	23	1941, 1945-46
Caterbone, Tom†	CB	Franklin & Marshall	49	2	1987
Catlin, Tom	LB	Oklahoma	63	12	1959
Cavanaugh, Matt	QB	Pittsburgh	6	27	1986-89
Caver, Quinton	LB	Arkansas	55	16	2001-2002
Celek, Brent	**TE**	**Cincinnati**	**87**	**143**	**2007-***
Cemore, Tony	G	Creighton	61	10	1941
Ceppetelli, Gene	C	Villanova	54	21	1968-69
Chalenski, Mike	DE	UCLA	71	24	1993-95
Chaney, Jamar	LB	Mississippi State	49, 51	44	2010-12
Chapura, Dick	DT	Missouri	97	7	1990
Cheek, Louis	T	Texas A&M	75	1	1990
Cherry, Je'Rod	S	California	25	13	2000
Cherundolo, Chuck	C	Penn State	21	11	1940
Chesley, Al	LB	Pittsburgh	59	52	1979-82
Chesson, Wes	WR	Duke	21	14	1973-74
Christensen, Jeff	QB	Eastern Illinois	11	0	1984-85
Chung, Patrick	S	Oregon	23	12	2013
Chuy, Don	G	Clemson	66	8	1969
Cifelli, Gus	T	Notre Dame	77	7	1954
Clark, Al	CB	Eastern Michigan	21	14	1976
Clark, Algy	B	Ohio State	28	3	1934
Clark, Jeremy	DT	Alabama	63	1	2010
Clark, Mike	K/E	Texas A&M	84	14	1963
Clark, Willie	CB	Notre Dame	25	16	1997
Clarke, Adrien	G	Ohio State	61	13	2004-05
Clarke, Ken	DT	Syracuse	71	148	1978-87
Clayton, Don	T	No College	NA	0	1936
Clayton, Keenan	LB	Oklahoma	57	21	2010-11
Clemons, Chris	DE	Georgia	91	32	2008-09
Clemons, Topper†	RB	Wake Forest	27	3	1987
Cobb, Garry	LB	Southern California	50	44	1985-87
Cody, Bill	LB	Auburn	66	11	1972
Colavito, Rocky	LB	Wake Forest	58	4	1975
Cole, John	B	St. Joseph's	37	18	1938-40
Cole, Nick	C	New Mexico State	59	77	2006-10
Cole, Trent	DE/LB	Cincinnati	58	155	2005-14
Coleman, Al	DB	Tennessee State	8	26	1972-73
Coleman, Kurt	S	Ohio State	42	59	2010-13
Coleman, Marco	DE	Georgia Tech	93	13	2003
Collie, Bruce	G	Texas-Arlington	69	17	1990-91
Colman, Wayne	DB	Temple	49	19	1968-69
Combs, Bill	E	Purdue	82	10	1942
Concannon, Jack	QB	Boston College	3	18	1964-66
Conjar, Larry	B	Notre Dame	25	14	1968
Conlin, Ray†	DT	Ohio State	91	1	1987
Conner, Darion	DE	Jackson State	93	21	1996-97
Considine, Sean	S	Iowa	37	46	2005-08
Conti, Enio	G	Bucknell	51	40	1941-45
Conwell, Joe	T	North Carolina	79	28	1986-87
Cook, Leon	T	Northwestern	72	2	1942
Cook, Rashard	S	Southern California	42	47	1999-2002
Cooke, Ed	E	Maryland	86	7	1958
Cooper, Evan	DB/KR	Michigan	21	60	1984-87
Cooper, Louis	LB	Western Carolina	52	11	1993
Cooper, Richard	T	Tennessee	77	31	1996-98
Cooper, Riley	WR	Florida	14	88	2010-15
Copeland, Russell	WR	Memphis State	86	11	1997-98
Cornish, Frank	C	UCLA	68	2	1995
Cortez, Jose	K	Oregon State	6	4	2005
Coston, Zed	C	Texas A&M	23	1	1939
Cothren, Paige	B	Mississippi	45	7	1959
Couplin, Jerome	S	William & Mary	21	8	2014-15
Cowher, Bill	LB	North Carolina State	57	20	1983-84
Cowhig, Jerry	B	Notre Dame	36	11	1951
Cox, Fletcher	**DT/DE**	**Mississippi State**	**91**	**63**	**2012-***
Crabb, Claude	B	Colorado	23	23	1964-65
Craft, Russ	CB/HB	Alabama	33	100	1946-53
Crafts, Jerry	T/G	Louisville	73, 66	16	1997-98
Crawford, Charles	RB	Oklahoma State	45	18	1986-87
Creech, Bob	LB	TCU	58	16	1971-72
Creswell, Smiley	DE	Michigan State	92	3	1985
Crews, Terry	LB	Western Michigan	54	0	1996
Cronin, Bill	E	Boston College	87	2	1965
Cross, Irv	DB	Northwestern	27	83	1961-65, 1969
Crowe, Larry	RB	Texas Southern	47	1	1972
Crutchfield, Darrel	CB	Clemson	29	4	2001
Cuba, Paul	T	Pittsburgh	23, 21	29	1933-35
Culbreath, Jim	FB	Oklahoma	32	2	1980
Cullars, Willie	DE	Kansas State	75	13	1974
Cumby, George†	LB	Kentucky	91	1	1987
Cunningham, B.J.	WR	Michigan State	89	2	2013
Cunningham, Dick	LB	Arkansas	51	9	1973
Cunningham, Randall	QB	UNLV	12	122	1985-95
Cuppoletti, Bree	G	Oregon	37	10	1939-40
Curcio, Mike	LB	Temple	57	21	1981-82
Curry, Vinny	**DE**	**Marshall**	**75**	**52**	**2012-***
Curtis, Kevin	WR	Utah State	80	28	2007-09
Curtis, Scott	LB	New Hampshire	91	16	1988

D	POS	COLLEGE	JERSEY	GMS	YEARS
D'Agostino, Frank	G	Auburn	66	12	1956
Daniels, Tank	LB	Harding	50	22	2006, 2008
Darby, Byron	DE/TE	Southern California	94	58	1983-86
Darilek, Trey	T/G	Texas-El Paso	66	18	2004-05
Darling, James	LB	Washington State	57	59	1997-2000
Darwin, Matt	C	Texas A&M	78	61	1986-90
Davis, Al	B	Tennessee State	43	14	1971-72
Davis, Antone	T	Tennessee	77, 78	78	1991-95
Davis, Bob	B	Kentucky	27	10	1942
Davis, Jason	FB	Illinois	42	0	2006
Davis, Norm	G	Grambling	64	14	1970
Davis, Pernell	DT	Alabama-Birmingham	93	2	1999-2000
Davis, Stan	WB	Memphis State	81	8	1973
Davis, Sylvester	B	Geneva	16	7	1933
Davis, Tanard	CB	Miami	41	0	2007
Davis, Vern	DB	Western Michigan	16	3	1971
Dawkins, Brian	FS	Clemson	20	183	1996-2008
Dawson, Dale	K	Eastern Kentucky	4	1	1988
Dean, Ted	B	Wichita State	35	42	1960-63
DeLine, Steve	K	Colorado State	2	3	1989
Dellenbach, Jeff	G/C	Wisconsin	66	16	1999
DeLucca, Jerry	T	Middle Tennessee State	74	12	1959
Demas, George	G	Washington & Jefferson	27	0	1933

ALL-TIME ROSTER

Demps, Quintin	FS	Texas-El Paso	39	25	2008-09
Dempsey, Jack	T	Bucknell	27	4	1934, 1937
Dempsey, Tom	K	Palomar Junior College	19	47	1971-74
Dennard, Mark	C	Texas A&M	65	32	1984-85
Dent, Richard	DE	Tennessee State	95	15	1997
DeSantis, Dan	B	Niagara	49	11	1941
Detmer, Koy	QB	Colorado	10	103	1997-06
Detmer, Ty	QB	BYU	14	21	1996-97
DeVan, Kyle	G	Oregon State	68	5	2011
DeVaughn, Dennis	DB	Bishop	25	13	1982-83
Dial, Alan	DB	UCLA	24	1	1989
Dial, Benjy	B	Eastern New Mexico	4	1	1967
Diaz-Infante, David	G	San Jose State	63	15	1999
Dickerson, Kori	TE	Southern California	86	2	2003
DiFlippo, Dave	G	Villanova	26, 69	5	1941
Dimmick, Tom	T	Houston	65	12	1956
Dimry, Charles	CB	UNLV	38	15	1997
Dingle, Nate	LB	Cincinnati	55	6	1995
DiRenzo, Danny	P	No College	82	0	1948
Dirks, Mike	G	Wyoming	62	43	1968-71
Disend, Leo	T	Albright	73	0	1943
Ditka, Mike	E	Pittsburgh	89, 98	20	1967-68
Dixon, Al	TE	Iowa State	86	10	1983
Dixon, Antonio	DT	Miami (FL)	64, 90	36	2009-12
Dixon, Floyd	WR	Stephen F. Austin	84	7	1992
Dixon, Ronnie	DT	Cincinnati	90	32	1995-96
Dixon, Zachary	RB	Temple	25	5	1980
Dobbins, Herb	T	San Diego State	67	3	1974
Dogins, Kevin	G/C	Texas A&M-Kingsville	73	0	2003
Dorenbos, Jon	**LS**	**Texas-El Paso**	**46**	**149**	**2006-***
Dorow, Al	B	Michigan State	10	6	1957
Dorsey, Dean	K	Toronto	2	3	1988
Doss, Noble	B	Texas	45	20	1947-48
Douglas, Dameane	WR	California	82	52	1999-2002
Douglas, Hugh	LB/DE	Central State (OH)	53	82	1998-2002, 04
Douglas, Merrill	B	Utah	33	13	1962
Douglas, Otis	T	William & Mary	71	30	1946-49
Dow, Woody	B	West Texas A&M	14	30	1938-40
Dowda, Harry	B	Wake Forest	44	24	1954-55
Doyle, Ted	T	Nebraska	72	10	1943
Drake, Joe	DT	Arizona	99	16	1985
Drake, Troy	T	Indiana	75	21	1995-97
Drummond, Robert	RB	Syracuse	36	36	1989-91
Duckworth, Bobby	WR	Arkansas	80	4	1986
Dudley, Paul	B	Arkansas	28	10	1963
Dumbauld, John	DE	Kentucky	93	7	1987-88
Duncan, Rick	K	Eastern Montana	32	1	1968
Dunek, Ken	TE	Memphis State	86	2	1980
Dunlap, King	T	Auburn	65	52	2008-12
Dunn, Jason	TE	Eastern Kentucky	87	41	1996-98
Dunstan, Bill	DT	Utah State	61	56	1973-76
Durko, John	E	Albright	88	6	1944

E	POS	COLLEGE	JERSEY	GMS	YEARS
Eckel, Kyle	FB	Navy	32	5	2008
Edwards, Anthony	WR	New Mexico Highlands	84	14	1989-90
Edwards, Herman	DB	San Diego State	46	135	1977-85
Edwards, Trent	QB	Stanford	11	1	2012
Ehlers, Tom	LB	Kentucky	59	42	1975-77
Eibner, John	T	Kentucky	76, 77	30	1941-42, 1946
Eiden, Ed	B	Scranton	71	0	1944
Elewonibi, Moe	T	BYU	65	6	1995
Ellis, Drew	T	TCU	35	22	1938-40
Ellis, Ray	S	Ohio State	24	73	1981-85
Ellstrom, Swede	B	Oklahoma	10	8	1934
Emanuel, Charles	S	West Virginia	47	5	1997
Emelianchik, Pete	E	Richmond	39	0	1967
Emmons, Carlos	LB	Arkansas State	51	60	2000-03
Emmons, Franklin	B	Oregon	44	11	1940
Ena, Justin	LB	BYU	50, 95	31	2002-03, '05
Engles, Rick	P	Tulsa	13	6	1978
Enke, Fred	B	Arizona	17	9	1952
Ephraim, Alonzo	C	Alabama	50	30	2003-04
Erdlitz, Richard	B	Northwestern	11, 30	17	1942, 1945
Ertz, Zach	**TE**	**Stanford**	**86**	**47**	**2013-***
Estes, Larry	DE	Alcorn A&M	81	7	1972
Evans, Byron	LB	Arizona	56	113	1987-94
Evans, Donald	DE	Winston-Salem State	77	5	1988
Evans, Mike	C	Boston College	59	73	1968-73
Evans, Randall	CB	Kansas State	41	1	2015
Everett, Eric	CB	Texas Tech	42	32	1988-89
Everett, Major	FB	Mississippi College	39	47	1983-85
Everitt, Steve	C	Michigan	61	45	1997-99

F	POS	COLLEGE	JERSEY	GMS	YEARS
Fagioli, Carl	G	No College	77	2	1944
Farmer, Ray	LB	Duke	55	32	1996-98
Farragut, Ken	C	Mississippi	53	43	1951-54
Fazio, Ron†	TE	Maryland	87	1	1987
Feagles, Jeff	P	Miami (FL)	5	64	1990-93
Feather, Tiny	B	Kansas State	NA	0	1933
Feehery, Gerry	C/G	Syracuse	67	41	1983-87
Feeley, A.J.	QB	Oregon	14	12	2001-03, 06-08
Felber, Nip	E	North Dakota	32	1	1933
Feller, Happy	K	Texas	1	9	1971
Fencl, Dick	E	Northwestern	29	5	1933
Ferko, Fritz	G	West Chester	11, 19	12	1937-38
Ferrante, Jack	E	No College	83, 87	81	1941, 1944-50
Ferrara, Frank	DE	Rhode Island	75	0	2003
Ferris, Neil	B	Loyola (CA)	27	8	1952
Fiedler, Bill	G	Pennsylvania	38	1	1938
Fiedler, Jay	QB	Dartmouth	11	0	1994-95
Field, Richard	G	No College	NA	0	1939-40
Finn, Mike	T	Arkansas-Pine Bluff	79	0	1994
Finneran, Brian	WR	Villanova	86	3	1999
Fitzgerald, Mickey	FB	Virginia Tech	38	1	1981
Fitzkee, Scott	WR	Penn State	81	22	1979-80
Flanigan, Jim	DT	Notre Dame	79	6	2003
Fletcher, Bradley	CB	Iowa	24	28	2013-14
Flores, Mike	DT	Louisville	95, 96	50	1991-94
Floyd, Eric	G	Auburn	61	19	1992-93
Fogle, DeShawn	LB	Kansas State	54, 52	5	1997
Fokou, Moise	LB	Maryland	53	43	2009-11
Foles, Nick	QB	Arizona	9	28	2012-14
Folsom, Steve	TE	Utah	86	3	1981
Fontenot, Chris	TE	McNeese State	85	5	1998
Ford, Carl	WR	Toledo	19	0	2005
Ford, Charles	DB	Houston	32	6	1974
Ford, Fredric	CB	Mississippi Valley State	46	0	1997
Foules, Elbert	CB	Alcorn State	29	73	1983-87
Fox, Dustin	CB	Ohio State	25	1	2006
Fox, Terry	B	Miami (FL)	36	13	1941, 1945
Frahm, Dick	B	Nebraska	NA	1	1935
Fraley, Hank	C/G	Robert Morris	63	72	2000-05

ALL-TIME ROSTER

France, Todd	K	Toledo	3	3	2005
Frank, Joseph	T	Georgetown	61,70	14	1941, 1943
Franklin, Cleveland	RB	Baylor	30	30	1977-78
Franklin, Tony	K	Texas A&M	1	73	1979-83
Franks, Dennis	C	Michigan	53	44	1976-78
Frazier, Derrick	CB	Texas A&M	23	19	1993-95
Freeman, Antonio	WR	Virginia Tech	86	16	2002
Freeman, Bob	B	Auburn	41	26	1960-61
Frey, Glenn	B	Temple	32	18	1936-37
Friedlund, Bob	E	Michigan State	85	2	1946
Friedman, Bob	G	Washington	72	10	1944
Fritts, George	T	Clemson	71	10	1945
Fritz, Ralph	G	Michigan	63	10	1941
Fritzsche, Jim	T/G	Purdue	72	15	1983
Frizzell, William	S	North Carolina Central	33	86	1986-90,92-93
Fryar, Irving	WR	Nebraska	80	48	1996-98
Fuller, Frank	T	Kentucky	72	5	1963
Fuller, James	S	Portland State	22	13	1996
Fuller, William	DE	North Carolina	95	46	1994-96
Furio, Dominic	C	UNLV	75	0	2004

G	POS	COLLEGE	JERSEY	GMS	YEARS
Gabbard, Steve	T	Florida State	67	0	1989
Gabriel, Roman	B	North Carolina State	5, 18	53	1973-77
Gaither, Omar	LB	Tennessee	96	67	2006-10
Gambold, Bob	B	Washington State	14	3	1953
Gaona, Bob	T	Wake Forest	64	12	1957
Garcia, Jeff	QB	San Jose State	7, 9	9	2006, 2009
Gardner, Andrew	T	Georgia Tech	66	19	2014-15
Gardner, Barry	LB	Northwestern	52	64	1999-2002
Garner, Charlie	RB	Tennessee	25, 30	66	1994-98
Garrity, Gregg	WR	Penn State	86	58	1984-89
Gary, Russell	DB	Nebraska	24, 38	6	1986
Gasperson, Michael	WR	San Diego	19	1	2007
Gauer, Charles	E	Colgate	32, 85	23	1943-45
Gay, Blenda	DE	Fayetteville State	68	28	1975-76
Geathers, Clifton	DE	South Carolina	90	16	2013
George, Ed	T	Wake Forest	64	44	1976-78
George, Raymond	T	Southern California	23, 42	2	1940
Gerber, Woody	G	Alabama	62	16	1941-42
Gerhard, Christ†	FS	East Stroudsburg	46	3	1987
Gerhart, Tom	DB	Ohio University	25	1	1992
Gersbach, Carl	LB	West Chester	69	6	1970
Ghecas, Lou	B	Georgetown	11	8	1941
Giammona, Louie	RB	Utah State	33	55	1978-82
Giancanelli, Hal	B	Loyola (CA)	27	41	1953-56
Giannelli, Mario	G	Boston College	64	44	1948-51
Gibbs, Pat	DB	Lamar	45	2	1972
Gibron, Abe	G	Purdue	64	14	1956-57
Gibson, Brandon	WR	Washington State	19	1	2009
Gibson, Mike	G	California	61	0	2008
Giddens, Frank	T	New Mexico	79	25	1981-82
Giddens, Wimpy	T	Louisiana Tech	26	9	1938
Gilbert, Lewis	TE	Florida	86	3	1980
Giles, Jimmie	TE	Alcorn State	83	40	1987-89
Gill, Roger	B	Texas Tech	32	25	1964-65
Gilmore, Jim	T	Ohio State	75	2	1986
Gilyard, Mardy	WR	Cincinnati	19	6	2012
Ginney, Jerry	G	Santa Clara	31	1	1940
Glass, Glenn	B	Tennessee	49	25	1964-65
Gloden, Fred	B	Tulane	37	6	1941
Glover, Rich	DT	Nebraska	69	14	1975
Gocong, Chris	LB	Cal Poly San Luis Obispo	57	47	2006-09
Goebel, Brad	QB	Baylor	8	5	1991
Golden, Tim	LB	Florida	91	2	1985
Goldston, Ralph	B	Youngstown State	22	27	1952, 1954-55
Golic, Mike	DT	Notre Dame	90	82	1987-92
Gollomb, Rudy	G	Carroll (WI)	14	4	1936
Gonya, Robert	T	Northwestern	27	11	1933-34
Goode, John	TE	Youngstown State	87	14	1985
Goode, Najee	LB	West Virgnia	53	29	2013-15
Goode, Rob	B	Texas A&M	38	8	1955
Goodwin, Marvin	FS	UCLA	22	0	1994
Goodwin, Ron	E	Baylor	31, 81	56	1963-68
Gordon, Lamar	RB	North Dakota St.	25	14	2005
Gorecki, Chuck†	LB	Boston College	51	3	1987
Gossage, Gene	E	Northwestern	79	40	1960-62
Gouveia, Kurt	LB	BYU	54	16	1995
Graf, Kevin	OL	USC	77	0	2014
Graham, Brandon	**DE/LB**	**Michigan**	**54, 55**	**80**	**2010-***
Graham, Dave	T	Virginia	78	83	1963-69
Graham, Jeff	WR	Ohio State	81	15	1998
Graham, Lyle	C	Richmond	51	11	1941
Graham, Nick	CB	Tulsa	35	15	2007
Graham, Tom	G	Temple	NA	2	1935
Grant, Bud	E	Minnesota	86	24	1951-52
Grant, Otis†	WR	Michigan State	81	3	1987
Grasmanis, Paul	DT	Notre Dame	96	54	2000-05
Graves, Ray	C	Tennessee	51, 52	28	1942-43, 1946
Gray, Cecil	G/DT	North Carolina	71	14	1990-91
Gray, Jim	B	Toledo	28	3	1967
Gray, Mel	KR/RB	Purdue	28	3	1997
Green, Donnie	T	Purdue	74	10	1977
Green, Jamaal	DE	Miami (FL)	65	8	2003-04
Green, John	E	Tulsa	89	44	1947-51
Green, Roy	WR	Henderson State	81	22	1991-92
Gregg, Kelly	DT	Oklahoma	94	3	1999-2000
Gregory, Ken	E	Whittier	80	2	1962
Griffin, Don	CB	Middle Tennessee State	28	16	1996
Griffin, Jeff†	CB	Utah	45	2	1987
Griggs, Anthony	LB	Ohio State	58	57	1982-85
Grooms, Eloist	DE	Tennessee Tech	98	3	1987
Gros, Earl	B	LSU	34	41	1964-66
Grossman, Burt	DE	Pittsburgh	69	14	1994
Gudd, Leonard	E	Temple	NA	1	1934
Gude, Henry	G	Vanderbilt	73	2	1946
Guglielmi, Ralph	QB	Notre Dame	17	4	1963
Guillory, Tony	LB	Lamar	61	12	1969
Gunn, Mark	DL	Pittsburgh	96	15	1995-96
Gunnels, Riley	T	Georgia	74	63	1960-64

H	POS	COLLEGE	JERSEY	GMS	YEARS
Hackney, Elmer	B	Kansas State	20	8	1940-41
Haddix, Michael	FB	Mississippi State	26	88	1983-88
Haden, Nick	G	Penn State	62	8	1986
Hager, Britt	LB	Texas	54	90	1989-94
Hairston, Carl	DE	Maryland Eastern Shore	78	116	1976-83
Hajek, Chuck	C	Northwestern	8	11	1934
Hall, Andy	QB	Delaware	9	0	2005
Hall, Chad	WR	Air Force	16	15	2010-11
Hall, Irv	B	Brown	32	8	1942
Hall, Rhett	DT	California	97	35	1995-98
Hallstrom, Ron	G	Iowa	65	12	1993
Halverson, Bill	T	Oregon State	75	8	1942

ALL-TIME ROSTER

Halverson, Dean	LB	Washington	56	32	1973-76
Hamilton, Ray	E	Arkansas	18, 42	0	1940
Hamilton, Skip†	DT	Southern	99	1	1987
Hamiter, Uhuru	DE	Delaware State	91	8	2000-2001
Hamner, Thomas	RB	Minnesota	33	0	2000
Hampton, Dave	RB	Wyoming	34	8	1976
Hampton, William	CB	Murray State	41	13	2001
Hankton, Karl	WR	Trinity (IL)	82	10	1998
Hansen, Roscoe	T	North Carolina	73	9	1951
Hanson, Homer	C	Kansas State	NA	2	1935
Hanson, Joselio	CB	Texas Tech	45,22,21	91	2006-11
Hanson, Swede	B	Temple	14, 42	45	1933-37
Harbor, Clay	TE	Missouri State	82	39	2010-12
Harding, Greg†	DB	Nicholls	28	1	1987
Harding, Roger	C	California	72	6	1947
Hardy, Andre	RB	St. Mary's (CA)	47	6	1984
Hargrove, Marvin	WR	Richmond	80	7	1990
Harmon, Andy	DT	Kent State	91	86	1991-97
Harper, Maurice	C	Austin	10	40	1937-40
Harrington, Perry	RB	Jackson State	35	42	1980-83
Harris, Al	LB	Arizona State	95	32	1989-90
Harris, Al	CB	Texas A&M-Kingsville	31	80	1998-2002
Harris, Antoine	S	Louisville	41	0	2010
Harris, Jim	B	Oklahoma	20	12	1957
Harris, Jon	DE	Virginia	90	24	1997-98
Harris, Leroy	FB	Arkansas State	20	37	1979-82
Harris, Macho	S	Virginia Tech	35	15	2009
Harris, Richard	DE	Grambling	84	39	1971-73
Harris, Rod	WR	Texas A&M	80	20	1990-91
Harris, Tim	DE	Memphis State	97	4	1993
Harrison, Bob	LB	Oklahoma	42	22	1962-63
Harrison, Dennis	DE	Vanderbilt	68	97	1978-84
Harrison, Granville	E	Mississippi State	80	1	1941
Harrison, Jerome	RB	Washington State	33	8	2010
Harrison, Tyreo	LB	Notre Dame	54, 55	14	2002-03
Hart, Clinton	S	Central Florida CC	33	16	2003-04
Hart, Dick	G	No College	71	56	1967-71
Hart, Taylor	DE	Oregon	97	14	2014-15
Hartman, Fred	T	Rice	73	12	1948
Harvey, Richard	DB	Jackson State	41	4	1970
Haskins, Jon	LB	Stanford	52	0	1998
Hasselbeck, Tim	QB	Boston College	11	2	2002
Hauck, Tim	SS	Montana	45	48	1999-2002
Havili, Stanley	FB	Southern California	39	15	2012
Hawkins, Ben	FL	Arizona State	18	102	1966-73
Hawkinson, Tanner	G/T	Kansas	79	0	2015
Hayden, Aaron	RB	Tennessee	33	1	1998
Hayden, Ken	C	Arkansas	50	9	1942
Hayes, Ed	DB	Morgan State	47	4	1970
Hayes, Joe	WR/KR	Central Oklahoma	80	12	1984
Haymond, Alvin	B	Southern	30	11	1968
Heath, Jo Jo	DB	Pittsburgh	29	15	1981
Hebron, Vaughn	RB	Virginia Tech	45, 20	32	1993-95
Heck, Ralph	LB	Colorado	43	40	1963-65
Hegamin, George	G/T	North Carolina State	69	16	1998
Heller, Ron	T	Penn State	73	75	1988-92
Henderson, Jerome	CB	Clemson	26	15	1995
Henderson, Zac	S	Oklahoma	24	12	1980
Hendrickson, Steve	LB	California	48	3	1995
Henery, Alex	K	Nebraska	6	48	2011-13
Henry, Chas	P	Florida	8	19	2011-12
Henry, Maurice	LB	Kansas State	53	7	1990
Henry, Wally	WR	UCLA	89	56	1977-82
Henson, Gary	E	Colorado	80	11	1963
Herremans, Todd	G/T	Saginaw Valley State	79	127	2005-2014
Herrod, Jeff	LB	Mississippi	54	10	1997
Hershey, Kirk	E	Cornell	80	6	1941
Hertel, Rob	QB	Southern California	16	0	1980
Hewitt, Bill	E	Michigan	56, 82	38	1936-39, 1943
Hicks, Artis	G/T	Memphis	77	38	2002-05
Hicks, Jordan	**LB**	**Texas**	**58**	**8**	**2015-***
Higgins, Tom	T	North Carolina	71	17	1954-55
Higgs, Mark	RB	Kentucky	22	15	1989
Hill, Fred	E	Southern California	86	83	1965-71
Hill, King	B	Rice	10	71	1961-68
Hill, P.J.	RB	Wisconsin	32	0	2009
Hinkle, Jack	B	Syracuse	43	37	1941-47
Hix, Billy	E	Arkansas	85	11	1950
Hoage, Terry	S	Georgia	34	65	1986-90
Hoague, Joe	B	Colgate	13, 36	0	1943
Hobbs, Bill	LB	Texas A&M	56	37	1969-71
Hobbs, Ellis	CB	Iowa State	31	16	2009-10
Hodges, Reggie	P	Ball State	3	3	2005
Hogan, Mike	FB	Tennessee-Chattanooga	30, 35	41	1976-78, 1980
Holcomb, William	T	Texas Tech	NA	1	1937
Holly, Bob	QB	Princeton	12	0	1984
Holmes, Lester	G	Jackson State	73	46	1993-96
Hood, Roderick	CB	Auburn	29	56	2003-06
Hooks, Alvin	WR	Cal State-Northridge	80	3	1981
Hoover, Mel	WR	Arizona State	85	30	1982-84
Hopkins, Wes	FS	Southern Methodist	48	137	1983-93
Horan, Mike	P	Long Beach State	2	32	1984-85
Hord, Roy	G	Duke	64	11	1962
Horn, Marty†	QB	Lehigh	14	1	1987
Horrell, Bill	G	Michigan State	62	4	1952
Hoss, Clark	TE	Oregon	80	4	1972
Howard, Austin	T	Northern Iowa	68	4	2010
Howard, Bob	CB	San Diego State	23	26	1978-79
Howard, Darren	DE	Kansas State	90	64	2006-09
Howell, Lane	T	Grambling	79	63	1965-69
Hoyem, Lynn	G	Long Beach State	63	56	1964-67
Hoying, Bobby	QB	Ohio State	7	16	1996-98
Hrabetin, Frank	T	Loyola (CA)	71	7	1942
Huarte, John	QB	Notre Dame	7	2	1968
Hudson, Bob	B	Clemson	42, 88	59	1953-55, 57-58
Hudson, John	G	Auburn	66	67	1991-95
Huff, Josh	**WR**	**Oregon**	**11, 13**	**27**	**2014-***
Hughes, Brandon	CB	Oregon State	24, 27	31	2010-13
Hughes, Chuck	FL	Texas-El Paso	13	22	1967-69
Hughes, William	C	Texas	15, 29	40	1937-40
Hultz, Don	DT	Southern Mississippi	83	119	1964-73
Humbert, Dick	E	Richmond	81	60	1941, 1945-49
Humphrey, Claude	DE	Tennessee State	87	44	1979-81
Hunt, Calvin	C	Baylor	54	7	1970
Hunt, Phillip	DE/LB	Houston	76, 56	22	2011-13
Hunt, Tony	RB	Penn State	29	14	2007-08
Hunter, Herman	RB/KR	Tennessee State	36	16	1985
Huth, Jerry	G	Wake Forest	54, 65	22	1959-60
Hutton, Tom	P	Tennessee	4	64	1995-98
Huxhold, Ken	G	Wisconsin	63	59	1954-58
Huzvar, John	B	North Carolina State	38	12	1952

I	POS	COLLEGE	JERSEY	GMS	YEARS
Ignatius, James	G	Holy Cross	NA	0	1935

ALL-TIME ROSTER

Igwenagu, Emil	FB/TE	Massachusetts	41, 82	3	2012-13
Ikegwuonu, Jack	CB	Wisconsin	33	1	2008
Illman, Ted	B	Montana	NA	0	1933
Ingram, Mark	WR	Michigan State	85	5	1996
Ingram, Cornelius	TE	Florida	88	0	2009
Irvin, Willie	B	Florida A&M	81	3	1953

J	POS	COLLEGE	JERSEY	GMS	YEARS
Jackson, Al	CB	Georgia	26	11	1994
Jackson, Alonzo	DE	Florida State	62	1	2005
Jackson, Bob	B	Alabama	28	12	1960
Jackson, DeSean	WR	California	10	87	2008-13
Jackson, Don	B	North Carolina	10, 50	10	1936
Jackson, Earnest	RB	Texas A&M	41	16	1985-86
Jackson, Greg	FS	LSU	47	32	1994-95
Jackson, Harold	WR	Jackson State	29	56	1969-72
Jackson, Jamaal	C	Delaware State	67	88	2003-11
Jackson, Johnny	DE	Southern	62	2	1977
Jackson, Keith	TE	Oklahoma	88	60	1988-91
Jackson, Kenny	WR	Penn State	81, 83, 84	92	1984-88,90-91
Jackson, Marlin	S	Michigan	28	0	2010
Jackson, Randy	RB	Wichita State	33	14	1974
Jackson, Trenton	FL	Illinois	27	3	1966
Jacobs, David†	K	Syracuse	4	3	1987
Jacobs, Proverb	T	California	67	12	1958
James, Angelo†	CB	Sacramento State	42	3	1987
James, Ronald "Po"	RB	New Mexico State	27, 33	49	1972-75
James, William	CB	Western Illinois	21	17	2006-07
Janet, Ernie	T	Washington	64	1	1975
Jarmoluk, Mike	T	Temple	78	81	1949-55
Jarrett, Jaiquawn	S	Temple	26	13	2011-12
Jarvi, Toimi	B	Northern Illinois	32	5	1944
Jasper, Edward	DT	Texas A&M	74	17	1997-98
Jaworski, Ron	QB	Youngstown State	7	142	1977-86
Jean-Gilles, Max	G	Georgia	62	42	2006-10
Jefferson, Greg	DE	Central Florida	79	57	1995-2000
Jefferson, William	B	Mississippi State	43	5	1942
Jelesky, Tom	T	Purdue	77	25	1985-86
Jells, Dietrich	WR	Pittsburgh	83	23	1998-99
Jenkins, Cullen	DT	Central Michigan	97	32	2011-12
Jenkins, Izel	CB	North Carolina State	46	77	1988-92
Jenkins, Justin	WR	Mississippi State	16	0	2005
Jenkins, Malcolm	**S**	**Ohio State**	**27**	**32**	**2014-***
Jeter, Tommy	DT	Texas	98	36	1992-95
Jiles, Dwayne	LB	Texas Tech	53	52	1985-89
Johansson, Ove	K	Abilene Christian	10	2	1977
Johnson, Albert	B	Kentucky	44	7	1942
Johnson, Alonzo	LB	Florida	54	18	1986-87
Johnson, Alvin	B	Hardin-Simmons	27	5	1948
Johnson, Bill	DT	Michigan State	94	19	1998-99
Johnson, Charles	WR	Colorado	81	27	1999-2000
Johnson, Charlie	MG	Colorado	65	76	1977-81
Johnson, Chris†	DB	Millersville	30	2	1987
Johnson, Damaris	WR	Tulsa	13	27	2012-13
Johnson, Dirk	P	Northern Colorado	8	55	2003-06
Johnson, Don	B	California	40	20	1953-55
Johnson, Dwight	DE	Baylor	62	4	2000
Johnson, Eric	DB	Washington State	49	30	1977-78
Johnson, Gene	B	Cincinnati	27	23	1959-60
Johnson, Jay	LB	Texas A&M-Commerce	48	8	1969-70
Johnson, Jimmie	TE	Howard	88	51	1995-98
Johnson, Keelan	S	Arizona State	38	2	2013
Johnson, Kevin	DT	Texas Southern	94	23	1995-96
Johnson, Lane	**T**	**Oklahoma**	**65**	**44**	**2013-***
Johnson, Lee	P	BYU	6	2	2002
Johnson, Maurice	TE	Temple	87	55	1991-94
Johnson, Norm	K	UCLA	9	15	1999
Johnson, Reggie	TE	Florida State	80	9	1995
Johnson, Ron	WR	Southern California	80	0	2011-12
Johnson, Ron	WR	Long Beach State	85	47	1985-89
Johnson, Ron	DE	Shippensburg	62	3	2003
Johnson, Vaughan	LB	North Carolina State	52	4	1994
Jonas, Don	B	Penn State	33	1	1962
Jones, Barrett	C/G	Alabama	77	0	2015
Jones, Brad	LB	Colorado	52	7	2015
Jones, Chris T.	WR	Miami (FL)	82	32	1995-97
Jones, Dhani	LB	Michigan	55	48	2004-06
Jones, Don	B	Washington	22	0	1940
Jones, Donnie	**P**	**LSU**	**8**	**48**	**2013-***
Jones, Harry	B	Arkansas	23	29	1967-71
Jones, Jimmie	DT/DE	Miami (FL)	98	14	1997
Jones, Joe	DE	Tennessee State	64	21	1974-75
Jones, Julian	S	Missouri	27	2	2001-02
Jones, Preston	QB	Georgia	8	0	1993
Jones, Ray	DB	Southern	21	12	1970
Jones, Sean	S	Georgia	26	15	2009
Jones, Spike	P	Georgia	6	40	1975-77
Jones, Tyrone	DB	Arkansas State	31	0	1989
Jordan, Akeem	LB	James Madison	56	82	2007-12
Jordan, Andrew	TE	Western Carolina	49	3	1998
Jorgenson, Bud	T	St. Mary's (CA)	42	11	1935
Joseph, James	RB	Auburn	32	64	1991-94
Joyner, Seth	LB	Texas-El Paso	59	120	1986-93
Jurgensen, Sonny	QB	Duke	9	83	1957-63
Justice, Winston	T	Southern California	74	47	2006-12

K	POS	COLLEGE	JERSEY	GMS	YEARS
Kab, Vyto	TE	Penn State	84	40	1982-85
Kafka, Mike	QB	Northwestern	3	4	2010-11
Kalu, N.D.	DE	Rice	53, 94	64	1997, 2001-05
Kane, Carl	B	St. Louis	36	1	1936
Kapele, John	T	BYU	77	6	1962
Kaplan, Bernie	G	Western Maryland	77	3	1942
Karnofsky, Sonny	B	Arizona	40	8	1945
Kasky, Ed	T	Villanova	73	10	1942
Kaufusi, Steve	DE	BYU	94	32	1989-90
Kavel, George	B	Carnegie Mellon	NA	2	1934
Kearse, Jevon	DE	Florida	93	45	2004-07
Keeling, Ray	T	Texas	28	18	1938-39
Keen, Rabbit	B	Arkansas	24	9	1937-38
Kekeris, Jim	T	Missouri	77	10	1947
Kelce, Jason	**C**	**Cincinnati**	**62**	**62**	**2011-***
Keller, Ken	B	North Carolina	23	23	1956-57
Kelley, Bob	C	West Texas A&M	50	24	1955-56
Kelley, Dwight	LB	Ohio State	51	67	1966-72
Kelly, Dennis	T	Purdue	67	30	2012-15
Kelly, Jim	E	Notre Dame	84	13	1965-67
Kelly, Joe	LB	Washington	56	16	1996
Kemp, Jeff	QB	Dartmouth	16	7	1991
Kendricks, Mychal	**LB**	**California**	**95**	**55**	**2012-***
Kenneally, George	E	St. Bonaventure	13	27	1933-35
Kenney, Steve	G	Clemson	73	80	1980-85
Kersey, Merritt	P	West Chester	37	16	1974-75
Key, Wade	G/T	Southwest Texas State	72	121	1970-79

ALL-TIME ROSTER

Keyes, Leroy	DB	Purdue	20	45	1969-72
Keys, Howard	T/C	Oklahoma State	61	41	1960-64
Khayat, Ed	T	Tulane	73	67	1958-61, 64-65
Kilroy, Frank	T	Temple	76	134	1943-55
Kimmel, Jon	LB	Colgate	54	4	1985
Kinder, Randy	CB	Notre Dame	43	6	1997
King, Don	T	Kentucky	71	3	1956
Kirchbaum, Kelly†	LB	Kentucky	54	3	1987
Kirkland, Levon	LB	Clemson	93	16	2002
Kirkman, Roger	B	Washington & Jefferson	19, 3	20	1933-35
Kirksey, Roy	G	Maryland Eastern Shore	65, 66	20	1973-74
Kish, Ben	B	Pittsburgh	44	67	1942-49
Klecko, Dan	DT, FB	Temple	68, 49	16	2008
Klingel, John	DE	Eastern Kentucky	97	21	1987-88
Klopenburg, Harry	T	Fordham	28	0	1936
Kmetovic, Pete	B	Stanford	27	5	1946
Knapper, Jack	B	Ottawa (KS)	11, 24	2	1934
Knott, Jake	LB	Iowa State	54	12	2013
Knox, Charles	T	St. Edmonds	29	1	1937
Koeninger, Art	C	Tennessee-Chattanooga	30	1	1933
Kolb, Kevin	QB	Houston	4	19	2007-2010
Kolberg, Elmer	B	Oregon State	16, 22	18	1939-40
Koman, Bill	LB	North Carolina	68	23	1957-58
Konecny, Mark	RB/PR	Alma	35	16	1988
Konopka, John	B	Temple	15	0	1936
Kostos, Anthony	E	Bucknell	NA	0	1933
Kowalczyk, Walt	B	Michigan State	43	24	1958-59
Kowalkowski, Scott	LB	Notre Dame	57	32	1991-93
Kramer, Kent	E	Minnesota	87	49	1971-74
Krause, Jonathan	WR	Vanderbilt	10	2	2015
Kraynak, Rich	LB	Pittsburgh	52	52	1983-86
Krepfle, Keith	TE	Iowa State	84	93	1975-81
Kresky, Joseph	G	Wisconsin	26, 5	9	1933-35
Krieger, Robert	E	Dartmouth	82, 89	18	1941, 1946
Kriel, Emmet	G	Baylor	25	1	1939
Kruger, Joe	DE	Utah	73	0	2013
Kuczynski, Bert	E	Pennsylvania	80	3	1946
Kullman, Mike†	SS	Kutztown	35	3	1987
Kupcinet, Irv	B	North Dakota	31	2	1935
Kusko, John	B	Temple	16, 21	23	1936-38

L	POS	COLLEGE	JERSEY	GMS	YEARS
Laack, Galen	G	Pacific	64	8	1958
Labinjo, Mike	LB	Michigan State	59	8	2004-05
Lachman, Dick	B	No College	24	23	1933-35
Lainhart, Porter	B	Washington State	18	1	1933
Landeta, Sean	P	Towson State	7	65	1999-2002, '05
Landri, Derek	DT	Notre Dame	94	28	2011-12
Landsberg, Mort	B	Cornell	30	11	1941
Landsee, Bob	G/C	Wisconsin	65	9	1986-87
Lang, Israel	B	Tennessee State	29	65	1964-68
Lankas, James	B	St. Mary's (TX)	43	1	1942
Lansford, Buck	T	Texas	79	34	1955-57
Lapham, Bill	C	Iowa	54	12	1960
Larson, Bill	TE	Colorado State	88	5	1978
Latimer, Al	CB	Clemson	29	13	1979
Laux, Ted	B	St. Joseph's	15, 27	5	1942-44
Lavender, Joe	DB	San Diego State	30	40	1973-75
Lavergne, Damian	T	Louisiana Tech	68	0	2003
Lavette, Robert	RB/KR	Georgia Tech	22	1	1987
Lawrence, Kent	WR	Georgia	12	9	1969
Lawrence, Reggie	WR	North Carolina State	80	1	1993
Laws, Trevor	DT	Notre Dame	93, 91	56	2008-11
Lawson, Gerard	CB	Oregon State	47	1	2010
Lazetich, Pete	DT	Stanford	73	27	1976-77
Le Bel, Harper	TE	Colorado State	87	16	1990
Leathers, Milton	G	Georgia	27	4	1933
Lechthaler, Roy	G	Lebanon Valley	34	4	1933
Ledbetter, Toy	B	Oklahoma A&M	25	40	1950, 1953-55
Lee, Amp	RB	Florida State	28	3	2000
Lee, Bernie	B	Villanova	11	1	1938
Lee, Byron†	LB	Ohio State	58	6	1986-87
Leggett, Scott†	G	Central State (OH)	75	2	1987
LeJeune, Norman	S	LSU	27	0	2003
LeMaster, Frank	LB	Kentucky	55	129	1974-83
Leonard, Jim	B	Notre Dame	19	32	1934-37
Leshinski, Ron	TE	Army	89	1	1999
Levanites, Stephen	T	Boston College	72	5	1942
Levens, Dorsey	RB	Georgia Tech	25	31	2002, 2004
Lewis, Chad	TE	BYU	89	110	1997-05
Lewis, Dion	RB	Pittsburgh	28	24	2011-12
Lewis, Greg	WR	Illinois	83	90	2003-08
Lewis, Joe	T	Compton CC	71	13	1962
Lewis, Michael	S	Colorado	32	76	2002-06
Lewis, Thad	QB	Duke	9	0	2015
Leyendecker, Tex	T	Vanderbilt	35	2	1933
Lilly, Sammy	DB	Georgia Tech	37	23	1989-90
Lince, Dave	TE	North Dakota	87	18	1966-67
Lindley, Trevard	CB	Kentucky	35	11	2010
Lindskog, Vic	C	Stanford	52	78	1944-51
Lio, Augie	G	Georgetown	62	11	1946
Lipski, John	C	Temple	20	18	1933-34
Liske, Pete	QB	Penn State	14	28	1971-72
Liter, Greg†	DE	Iowa	99	1	1987
Little, Dave	TE	Middle Tennessee State	89	69	1985-89
Lloyd, Dave	LB/K	Georgia	52	105	1963-70
Lloyd, Greg	LB	Connecticut	96	0	2011
Lofton, James	WR	Stanford	80	9	1993
Logan, Bennie	**DT**	**LSU**	**96**	**46**	**2013-***
Logan, Randy	S	Michigan	41	159	1973-83
Long, Matt†	C	San Diego State	61	3	1987
Long, Travis	LB	Washington State	57	0	2014-15
Looney, Don	E	TCU	30	11	1940
Lou, Ron	C	Arizona State	30, 51	14	1975
Louderback, Tom	LB	San Jose State	61	24	1958-59
Love, Clarence	CB	Toledo	28	6	1998
Love, Sean	G	Penn State	64	0	1997
Lucas, Dick	E	Boston College	87	38	1960-63
Lueck, Bill	G	Arizona	62	11	1975
Luft, Don	E	Indiana	89	12	1954
Luken, Tom	G	Purdue	63	64	1972-78
Lusk, Herb	RB	Long Beach State	32	28	1976-78

M	POS	COLLEGE	JERSEY	GMS	YEARS
MacAfee, Ken	E	Alabama	80	4	1959
MacDowell, Jay	E	Washington	85, 88	62	1946-51
Macioszczyk, Art	B	Western Michigan	31	21	1944-47
Mack, Bill	FL	Notre Dame	25	8	1964
Mackey, Kyle	QB	Texas A&M-Commerce	11	0	1986
Mackrides, Bill	B	Nevada	39	39	1947-51
Maclin, Jeremy	WR	Missouri	18	75	2009-14
MacMurdo, Jim	T	Pittsburgh	6, 20	27	1934-37
Maehl, Jeff	WR	Oregon	88	24	2013-14
Magee, John	G	Rice	67	91	1948-55

ALL-TIME ROSTER

Mahalic, Drew	LB	Notre Dame	54	36	1976-78
Mahe, Reno	RB/KR	BYU	34	55	2003-07
Mallory, John	B	West Virginia	47	14	1968
Malone, Art	RB	Arizona State	26	16	1975-76
Mamula, Mike	DE	Boston College	59	77	1995-2000
Mandarino, Mike	G	LaSalle	62	13	1944-45
Manning, Rosie	DT	Northeastern State	65	10	1975
Mansfield, Ray	C	Washington	77	14	1963
Mansfield, Von	DB	Wisconsin	45	7	1982
Manske, Ed	E	Northwestern	36, 11	22	1935-36
Manton, Taldon	B	TCU	33	0	1940
Manzini, Baptiste	C	St. Vincent's	50, 66	22	1944-45, 1948
Maragos, Chris	**S**	**Wisconsin**	**42**	**31**	**2014-***
Marchi, Basilio	C	New York Univ.	55	7	1941-42
Marcus, Alex	E	Temple	20	0	1933
Mark, Greg	DE	Miami (FL)	91	2	1990
Maronic, Duke	G	No College	61	67	1944-50
Marsh, Curtis	CB	Utah State	31	23	2011-13
Marshall, Anthony	SS	LSU	35	16	1998
Marshall, Keyonta	DT	Grand Valley State	65	1	2005
Marshall, Larry	KR	Maryland	22	44	1974-77
Marshall, Whit	LB	Georgia	58	1	1996
Martin, Aaron	DB	North Carolina Central	42	28	1966-67
Martin, Cecil	FB	Wisconsin	38	60	1999-2002
Martin, Kelvin	WR	Boston College	84	9	1995
Martin, Steve	DT	Missouri	73, 91	25	1998-99
Mass, Wayne	T	Clemson	78	3	1972
Masters, Bob	B	Baylor	30, 31, 33	16	1937-38, 41-43
Masters, Walt	B	Pennsylvania	53	2	1936
Matesic, Ed	B	Pittsburgh	12	22	1934-35
Mathews, Ryan	**RB**	**Fresno State**	**24**	**13**	**2015-***
Mathis, Evan	G	Alabama	69	56	2011-14
Matson, Ollie	B	San Francisco City JC	33	40	1964-66
Matthews, Casey	LB	Oregon	50	64	2011-14
Matthews, Jordan	**WR**	**Vanderbilt**	**81**	**32**	**2014-***
Mavraides, Menil	G	Notre Dame	64, 65	24	1954, 1957
Maxwell, Byron	CB	Clemson	31	14	2015
May, Dean	QB	Louisville	5	2	1984
Mayberry, Jermane	G/T	Texas A&M-Kingsville	71	112	1996-2004
Mayes, Rufus	T	Ohio State	77	16	1979
Maynard, Les	B	Rider	21	0	1933
Mays, Joe	LB	North Dakota State	51	13	2008-09
Mazzanti, Jerry	E	Arkansas	62	5	1963
McAfee, Wesley	B	Duke	40	8	1941
McAlister, James	RB	UCLA	43	27	1975-76
McBriar, Mat	P	Hawaii	1	13	2012
McCants, Darnerien	WR	Delaware State	85	12	2005
McChesney, Bob	E	Hardin-Simmons	86	0	1950
McClellan, Mike	B	Oklahoma	23	24	1962-63
McCloskey, Mike	TE	Penn State	84	1	1987
McCoo, Eric	RB	Penn State	22	1	2004
McCoy, LeSean	RB	Pittsburgh	29, 25	90	2009-14
McCoy, Matt	LB	San Diego State	51	26	2005-07
McCoy, Pat	T	West Texas A&M	68	0	2006
McCrary, Fred	FB	Mississippi State	41	13	1995
McCray, Bobby	DE	Florida	73	1	2010
McCullough, Hugh	B	Oklahoma	NA	1	1943
McCusker, Jim	T	Pittsburgh	75	51	1959-62
McDonald, Don	E	Oklahoma	81	15	1944-45
McDonald, Lester	E	Nebraska	76, 26	9	1940
McDonald, Tommy	FL	Oklahoma	25	88	1957-63
McDonough, Robert	G	Duke	64	10	1942-46
McDougle, Jerome	DE	Miami (FL)	95	33	2003-07
McFadden, Paul	K	Youngstown State	8	60	1984-87
McGlynn, Mike	G	Pittsburgh	77	19	2008-10
McHale, Tom	G/T	Cornell	68	21	1993-94
McHugh, Pat	B	Georgia Tech	49	51	1947-51
McIntyre, Guy	G	Georgia	62	31	1995-96
McKeever, Marlin	LB	Southern California	85	13	1973
McKenzie, Kevin	WR	Washington State	88	0	1998
McKenzie, Raleigh	C	Tennessee	63	32	1995-96
McKnight, Dennis	G	Drake	62	16	1991
McMahon, Jim	QB	BYU	9	21	1990-92
McMahon, Mike	QB	Rutgers	4	9	2005
McMillan, Erik	S	Missouri	43	6	1993
McMillen, Dan†	DE	Colorado	94	1	1987
McMillian, Mark	DB	Alabama	29	64	1992-95
McMullen, Billy	WR	Virginia	80, 81	28	2003-05
McNabb, Dexter	FB	Florida	38	1	1995
McNabb, Donovan	QB	Syracuse	5	148	1999-2009
McNeill, Tom	P	Stephen F. Austin	12, 36	26	1971-73
McNutt, Marvin	WR	Iowa	83	4	2012
McPherson, Don	QB	Syracuse	9	0	1988-90
McPherson, Forest	T	Nebraska	26, 35	22	1935-37
McRae, Jerrold	WR	Tennessee State	82	5	1979
McTyer, Tim	CB	BYU	24	26	1997-98
Meadows, Ed	E	Duke	66	12	1958
Means, Steven	**LB**	**Buffalo**	**51**	**0**	**2015-***
Medved, Ron	DB	Washington	45	51	1966-70
Mellekas, John	T	Arizona	65	11	1963
Menkin, Nate	T/G	Mary Hardin-Baylor	74	0	2012
Mercer, Giradie	DT	Marshall	61	0	2000
Merkens, Guido†	QB	Sam Houston State	19	3	1987
Meyer, Fred	E	Stanford	80, 89	18	1942, 1945
Meyers, John	T	Washington	75	56	1964-67
Miano, Rich	DB	Hawaii	38	75	1991-94
Michaels, Ed	G	Villanova	60	39	1943-46
Michel, Mike	P/K	Stanford	2	10	1978
Michels, John	T	Southern California	75	0	1999
Michels, John	G	Tennessee	61	11	1953
Middlebrook, Oren	WR	Arkansas State	81	16	1978
Mikell, Quintin	S	Boise State	27, 46	123	2003-10
Mike-Mayer, Nick	K	Temple	1	15	1977-78
Millard, Keith	DT	Washington State	77	14	1993
Miller, Bubba	C/G	Tennessee	65	58	1996-2001
Miller, Don	B	Southern Methodist	46	2	1954
Miller, Tom	E	Hampden-Sydney	89	18	1942-44
Milling, Al	G	Richmond	51	2	1942
Mills, Garrett	TE	Tulsa	89	7	2010
Milon, Barnes	G	Austin	30	0	1934
Milons, Freddie	WR	Alabama	85	0	2002
Mira, George	QB	Miami (FL)	10	7	1969
Miraldi, Dean	T	Utah	64	30	1982-84
Mitcham, Gene	E	Arizona State	80	2	1958
Mitchell, Brian	RB/KR	Southwestern Louisiana	30	48	2000-02
Mitchell, Freddie	WR	UCLA	84	63	2001-04
Mitchell, Leonard	DE/DT	Houston	74, 99	77	1981-86
Mitchell, Martin	DB	Tulane	48	14	1977
Mitchell, Randall†	NT	Tennessee-Chattanooga	90	3	1987
Moats, Ryan	RB	Louisiana Tech	23	15	2005-07
Molden, Frank	T	Jackson State	74	13	1968
Molk, David	C	Michigan	63	8	2014-15
Monk, Art	WR	Syracuse	85	3	1995
Monroe, Henry	CB	Mississippi State	24	3	1979

ALL-TIME ROSTER

Montgomery, Monty	CB	Houston	25	0	2001
Montgomery, Wilbert	RB	Abilene Christan	31	100	1977-84
Mooney, Tim†	DE	Western Kentucky	74	2	1987
Moore, Damon	SS	Ohio State	43	48	1999-2001
Moore, Evan	TE	Stanford	86	1	2012
Moreno, Zeke	LB	Southern California	50	4	2005
Morey, Sean	WR	Brown	19, 85	16	2001, 2003
Morgan, Dennis	KR	Western Illinois	42	4	1975
Morgan, Mike	LB	LSU	89	50	1964-67
Morris, Dwaine	DT	Southwestern Louisiana	69	1	1985
Morris, Stephen	QB	Miami (FL)	4	0	2015
Morriss, Guy	C	TCU	50, 62	158	1973-83
Morse, Bobby	RB/KR	Michigan State	36	11	1987
Mortell, Emmett	B	Wisconsin	31	30	1937-39
Moseley, Mark	K	Stephen F. Austin	3	14	1970
Moselle, Dom	B	Wisconsin-Superior	24	12	1954
Moten, Adrian	LB	Maryland	57	1	2012
Mrkonic, George	T	Kansas	72	10	1953
Muha, Joe	B	Virginia Military	36	56	1946-50
Muhlmann, Horst	K	No College	16	37	1975-77
Mulligan, George	E	Catholic	42	9	1936
Murley, Dick	T	Purdue	68	5	1956
Murphy, Nick	P	Arizona State	3	1	2005
Murray, Calvin	HB	Ohio State	42	8	1981-82
Murray, DeMarco	RB	Oklahoma	29	15	2015
Murray, Eddie	K	Tulane	3	16	1994
Murray, Francis	B	Penn	11	22	1939-40
Myers, Brad	B	Bucknell	46	9	1958
Myers, Jack	B	UCLA	32	24	1948-50

N	POS	COLLEGE	JERSEY	GMS	YEARS
Nacrelli, Andy	E	Fordham	87	2	1958
Nease, Mike†	C/T	Tennessee-Chattanooga	78	2	1987
Nelson, Al	DB	Cincinnati	26	105	1965-73
Nelson, Dennis	T	Illinois State	68	16	1976-77
Nelson, Tom	S	Illinois State	49	4	2011
Nettles, Jim	DB	Wisconsin	9	54	1965-68
Newton, Charles	B	Washington	40	12	1939-40
Nichols, Gerald	DT	Florida State	74	7	1993
Niland, John	G	Iowa	74	14	1975-76
Nipp, Maurice	G	Loyola (CA)	68	25	1952-53, 1956
Nocera, John	LB	Iowa	29	48	1959-62
Norby, Jack	B	Idaho	26	1	1934
Nordquist, Mark	G	Pacific	68	96	1968-74
Norton, Jerry	B	Southern Methodist	41	51	1954-58
Norton, Jim	T	Washington	73	6	1968
Norwood, Jordan	WR	Penn State	84	1	2009
Nowak, Walt	E	Villanova	81	2	1944

O	POS	COLLEGE	JERSEY	GMS	YEARS
Oakes, Don	T	Virginia Tech	77	21	1961-62
O'Boyle, Harry	B	Notre Dame	16	2	1933
O'Brien, Davey	B	TCU	5, 8	22	1939-40
O'Brien, Ken	QB	California-Davis	7	5	1993
Obst, Henry	G	Syracuse	22	1	1933
Oden, Derrick	LB	Alabama	58	35	1993-95
Olds, Bill	RB	Nebraska	38, 39	11	1976
Oliver, Greg	RB	Trinity (TX)	48	25	1973-74
Oliver, Hubie	FB	Arizona	34	53	1981-85
O'Neal, Brian	FB	Penn State	31	14	1994
Opperman, Jim	LB	Colorado State	54	10	1975
O'Quinn, John	E	Wake Forest	81	5	1951
Ordway, William	B	North Dakota	NA	0	1939
Oristaglio, Bob	E	Pennsylvania	89	4	1952
Ormsbee, Elliott	B	Bradley	40	4	1946
Osborn, Mike	LB	Kansas State	57	16	1978
Osborne, Richard	TE	Texas A&M	88	34	1976-78
Outlaw, John	DB	Jackson State	20	76	1973-78
Overmyer, Bill	LB	Ashland	56	6	1972
Owens, Don	T	Southern Mississippi	70	27	1958-60
Owens, Jeff	DT	Georgia	64	1	2010
Owens, Terrell	WR	Tennessee-Chattanooga	81	21	2004-05

P	POS	COLLEGE	JERSEY	GMS	YEARS
Pacella, Dave	G/C	Maryland	72	16	1984
Padlow, Max	E	Ohio State	28	5	1935
Page, Jarrad	S	UCLA	41	6	2011
Pagliei, Joe	B	Clemson	32	7	1959
Palelei, Lonnie	T/G	UNLV	77	16	1999
Palmer, Leslie	B	North Carolina State	40, 84	5	1948
Panos, Joe	G	Wisconsin	63, 72	54	1994-97
Papale, Vince	WR	St. Joseph's	83	41	1976-78
Pape, Orrin	B	Iowa	19	0	1933
Parker, Artimus	DB	Southern California	24	42	1974-76
Parker (Thomas), Juqua	DE	Oklahoma State	75	105	2005-2012
Parker, Rodney	WR	Tennessee State	83	19	1980-81
Parkey, Cody	K	Auburn	1	19	2014-15
Parmer, Jim	B	Oklahoma A&M	43	88	1948-56
Parry, Josh	FB	San Jose State	49	29	2004-05
Paschal, Marcus	S	Iowa	32	3	2007
Paschka, Gordon	G	Minnesota	61	10	1943
Pastorini, Dan	QB	Santa Clara	6	3	1982-83
Pate, Rupert	G	Wake Forest	63	8	1942
Patrick, Chris	T	Nebraska	64	0	2008
Patterson, Dimitri	CB	Tuskegee	23	27	2008-10
Patterson, Mike	DT	Southern California	98	115	2005-12
Patton, Cliff	G	TCU	65	52	1946-50
Patton, Jerry	DT	Nebraska	77	14	1974
Payne, Ken	WR	Langston	82	16	1978
Peaks, Clarence	B	Michigan State	26	83	1957-63
Pederson, Doug	QB	Northeast Louisiana	14	16	1999
Peete, Rodney	QB	Southern California	9	30	1995-98
Pegg, Harold	C	Bucknell	19	0	1940
Pellegrini, Bob	LB	Maryland	53	59	1956, 1958-61
Peters, Jason	**T**	**Arkansas**	**71**	**88**	**2009-***
Penaranda, Jairo	RB	UCLA	38	4	1985
Peoples, Woody	G	Grambling	69	47	1978-80
Perot, Pete	G	Northwestern Louisiana	62	67	1979-84
Perrino, Mike†	T	Notre Dame	64	3	1987
Perry, Bruce	RB	Maryland	35	5	2004-06
Perry, William	DT	Clemson	90	24	1993-94
Peters, Floyd	DT	San Francisco State	72	69	1964-69
Peters, Scott	C/G	Arizona State	62	0	2002
Peters, Volney	T	Southern California	76	10	1958
Pettigrew, Gary	DT	Stanford	88	111	1966-74
Philbin, Gerry	DE	Buffalo	77	13	1973
Phillips, Jason	LB	Texas Christian	52	0	2013
Phillips, Ray	LB	Nebraska	52	53	1978-81
Phillips, Ray†	DE/LB	North Carolina State	93	3	1987
Piasecky, Albert	E	Duke	NA	0	1942
Picard, Bob	WR	Washington State	82	46	1973-76
Pihos, Pete	E	Indiana	35	107	1947-55
Pilconis, Joe	E	Temple	18, 28, 2, 24	32	1934, 1936-37
Pinder, Cyril	B	Illinois	22	42	1968-70
Pinkston, Todd	WR	Southern Mississippi	87	78	2000-05

ALL-TIME ROSTER

Piro, Henry	E	Syracuse	89	10	1941
Pisarcik, Joe	QB	New Mexico State	9	29	1980-84
Pitts, Alabama	B	No College	50	3	1935
Pitts, Mike	DT/DE	Alabama	74	75	1987-92
Pivarnick, Joe	G	Notre Dame	29	6	1936
Poage, Ray	E	Texas	35	27	1964-65
Polk, Chris	RB	Washington	32	36	2012-14
Pollard, Al	B	Army	21	30	1951-53
Polley, Tom	LB	UNLV	57	2	1985
Pollock, William	B	PA Military Academy	44	0	1943
Pope, Geoff	CB	Howard	30	1	2009
Porter, Ron	LB	Idaho	50	54	1969-72
Poth, Phil	G	Gonzaga	NA	1	1934
Powell, Art	B	San Jose State	87	12	1959
Powlus, Ron	QB	Notre Dame	11	0	2000
Poyer, Jordan	CB	Oregon State	33	3	2013
Prater, Shaun	CB	Iowa	31	1	2013
Preece, Steve	DB	Oregon State	33	22	1970-72
Prescott, Hal	E	Hardin-Simmons	86	25	1947-49
President, Andre	TE	Angelo State	48	0	1997
Priestly, Robert	E	Brown	81	9	1942
Prisco, Nick	B	Rutgers	18	2	1933
Pritchard, Bosh	B	Virginia Military	30	54	1942, 1946-51
Pritchett, Stanley	RB	South Carolina	36	16	2000
Prosinski, Chris	S	Wyoming	33	8	2014
Puetz, Garry	T	Valparaiso	64	2	1979
Pylman, Bob	T	South Dakota State	39	21	1938-39
Pyne, Jim	C/G	Virginia Tech	73	5	2001

Q	POS	COLLEGE	JERSEY	GMS	YEARS
Quick, Mike	WR	North Carolina State	82	101	1982-90
Quinlan, Bill	E	Michigan State	83	11	1963

R	POS	COLLEGE	JERSEY	GMS	YEARS
Rado, George	E	Duquesne	27	19	1937-38
Ragazzo, Phil	T	Case Western Reserve	31, 77	16	1940-41
Ramsey, Herschel	E	Texas Tech	12, 88	35	1938-40, 1945
Ramsey, Knox	G	William & Mary	62	3	1952
Ramsey, LaJuan	DT	Southern California	77	15	2006-07
Ramsey, Nate	DB	Indiana State	24	134	1963-72
Rash, Lou	CB	Mississippi Valley State	28	4	1984
Raskowski, Leo	T	Ohio State	45	2	1935
Ratliff, Don	DE	Maryland	77	6	1975
Rau, Ryan	LB	Portland State	53	4	2012
Rauch, John	B	Georgia	11	4	1951
Rayburn, Sam	DT	Tulsa	91	52	2003-06
Raye, Jim	DB	Michigan State	30	2	1969
Reader, Jamie	FB	Akron	34	16	2001
Reagan, Frank	B	Pennsylvania	40	36	1949-51
Reagor, Montae	DT	Texas Tech	94	7	2007
Reaves, John	QB	Florida	6, 7	16	1972-75
Recher, Dave	C	Iowa	50, 51	46	1965-68
Reed, J.R.	S/KR	South Florida	30	34	2004-05, 07-08
Reed, James	LB	California	57	4	1977
Reed, Michael	FB	Washington	39	4	1998
Reed, Taft	B	Jackson State	17	6	1967
Reese, Henry	C/LB	Temple	25, 20	48	1935-39
Reese, Ike	LB	Michigan State	58	112	1998-2004
Reeves, Ken	T	Texas A&M	66	69	1985-89
Reeves, Marion	DB	Clemson	45	14	1974
Reichenbach, Mike	LB	East Stroudsburg	55	87	1984-89
Reichow, Jerry	E	Iowa	17	12	1960
Reid, Alan	RB	Minnesota	24	1	1987
Reid, Mike	S	North Carolina State	42	12	1993-94
Reid, Willie	WR	Florida State	18	0	2008
Reilly, Kevin	LB	Villanova	52	21	1973-74
Renfro, Leonard	DT	Colorado	94	23	1993-94
Renfro, Will	E	Memphis State	66	14	1961
Repko, Jay†	TE	Ursinus	89	3	1987
Restic, Joe	E	Villanova	82	3	1952
Retzlaff, Pete	E	South Dakota State	25, 44	132	1956-66
Reutt, Ray	E	Virginia Military	81	2	1943
Reynolds, Dallas	C	BYU	66	16	2009, 2012
Reynolds, Ed	S	Stanford	30	6	2015
Ricca, Jim	T	Georgetown	71	7	1955-56
Rice, Denzel	CB	Coastal Carolina	35	4	2015
Richards, Bobby	E	LSU	68	56	1962-65
Richardson, Jess	T	Alabama	65, 72	97	1953-61
Richardson, Paul	WR	UCLA	81	1	1993
Richmond, Greg	LB	Oklahoma State	98,56, 50	0	2005
Riffle, Dick	B	Albright	45	32	1938-40
Riley, Lee	B	Detroit Mercy	22	33	1956, 1958-59
Rimington, Dave	C	Nebraska	50	22	1988-89
Ringo, Jim	C	Syracuse	54	56	1964-67
Rissmiller, Ray	T	Georgia	77	1	1966
Ritchie, Jon	FB	Stanford	48	19	2003-04
Robb, Joe	E	TCU	66	24	1959-60
Roberts, John	B	Georgia	12	10	1933-34
Robinson, Burle	E	BYU	27	7	1935
Robinson, Jacque†	FB	Washington	22	3	1987
Robinson, Jerry	LB	UCLA	56	87	1979-84
Robinson, Ramzee	CB	Alabama	28	3	2009
Robinson, Wayne	LB	Minnesota	52	58	1952-56
Rocca, Sav	P	No College	6	64	2007-10
Rodgers-Cromartie, D.	CB	Tennessee State	23	29	2011-12
Roffler, William	B	Washington State	23	3	1954
Rogalla, John	B	Scranton	32	8	1945
Rogas, Dan	G	Tulane	65	10	1952
Rogers, Stefan	T	Lambuth	64	0	2006-07
Rolle, Brian	LB	Ohio State	59, 52	20	2011-12
Romanowski, Bill	LB	Boston College	53	32	1994-95
Romero, Ray	G	Kansas State	68	7	1951
Roper, Dedrick	LB	Northwood	59	14	2005-06
Roper, John	LB	Texas A&M	53	3	1993
Rose, Ken	LB	UNLV	55	61	1990-94
Ross, Alvin†	FB	Central State (OH)	41	2	1987
Ross, Oliver	T	Iowa State	73	0	1999
Rossovich, Tim	LB	Southern California	82	55	1968-71
Rossum, Allen	CB/KR	Notre Dame	25	31	1998-99
Roton, Herbert	E	Auburn	18, 36	9	1937
Roussel, Tom	LB	Southern Mississippi	54	3	1973
Rowan, Everitt	E	Ohio State	32	2	1933
Rowe, Eric	DB	Utah	32	16	2015
Rowe, Robert	B	Colgate	37	4	1935
Royals, Mark†	P	Appalachian State	5	1	1987
Rucker, Keith	DT	Ohio Wesleyan	96	0	1996
Rucker, Martin	TE	Missouri	89	0	2009
Rudolph, Joe	G	Wisconsin	64	4	1995
Runager, Max	P	South Carolina	4	72	1979-83, 1989
Runyan, Jon	T	Michigan	69	144	2000-08
Russell, Booker	FB	Southwest Texas State	32	12	1981
Russell, James	T	Temple	17, 22	14	1936-37
Russell, Laf	B	Northwestern	15	7	1933
Russell, Rusty	T	South Carolina	79	1	1984
Ruzek, Roger	K	Weber State	7	58	1989-93

ALL-TIME ROSTER

Ryan, Pat	QB	Tennessee	10	4	1991
Ryan, Rocky	E	Illinois	45	24	1956-58
Ryans, DeMeco	LB	Alabama	59	54	2012-15
Ryczek, Paul†	C	Virginia	73	3	1987
Rypien, Mark	QB	Washington State	11	1	1996

S	POS	COLLEGE	JERSEY	GMS	YEARS
Sader, Steve	B	No College	33	2	1943
Saidock, Tom	T	Michigan State	75	11	1957
Salas, Greg	WR	Hawaii	19	0	2012
Sampleton, Lawrence	TE	Texas	87	32	1982-84
Samson, Michael	DT	Grambling	98	2	1996
Samuel, Asante	CB	Central Florida	22	56	2008-11
Sanchez, Mark	QB	USC	3	13	2014-15
Sanders, Jack	G	Southern Methodist	67	3	1943, 1945
Sanders, John	DB	South Dakota	26	30	1977-79
Sanders, Thomas	RB	Texas A&M	45	15	1990-91
Sandifer, Dan	B	LSU	31	17	1950-51
Sapp, Ricky	DE	Clemson	94	0	2010
Sapp, Theron	B	Georgia	30	47	1959-63
Savitsky, George	T	Penn	75	24	1948-49
Saxon, James	FB	San Jose State	22	9	1995
Scarpati, Joe	B	North Carolina State	21	82	1964-69, 1971
Schad, Mike	G	Queens (Canada)	79	55	1989-93
Schaefer, Don	B	Notre Dame	24	12	1956
Schau, Ryan	T/G	Illinois	67	13	1999-2001
Schmitt, Owen	FB	West Virginia	32	31	2010-11
Schmitt, Ted	C	Pittsburgh	41	33	1938-40
Schnelker, Bob	E	Bowling Green	85	8	1953
Schneller, Bill	B	Mississippi	24	0	1940
Schobel, Matt	TE	TCU	89	36	2006-08
Schrader, Jim	C	Notre Dame	51	40	1962-64
Schreiber, Adam	G/C	Texas	76	27	1986-88
Schuehle, Jake	B	Rice	38	2	1939
Schultz, Eberle	G	Oregon State	48, 71	21	1940, 1943
Schulz, Jody	LB	East Carolina	53, 95	44	1983-87
Sciarra, John	DB	UCLA	21	76	1978-83
Sciullo, Steve	G	Marshall	68	15	2004
Scott, Clyde	B	Arkansas	27	23	1949-52
Scott, Gari	WR	Michigan State	16, 86	3	2000-01
Scott, Ian	DT	Florida	91	0	2007
Scott, Jake	G	Idaho	64	7	2012
Scott, Tom	E	Virginia	82	72	1953-58
Scotti, Ben	B	Maryland	48	9	1962-63
Seals, Leon	DT	Jackson State	97	5	1992
Sears, Vic	T	Oregon State	79	131	1941-53
Seay, Mark	WR	Long Beach State	81	28	1996-97
Sebastian, Mike	B	Pittsburgh	34	4	1935
Selby, Rob	G	Auburn	75	32	1991-94
Shann, Bob	B	Boston College	25	10	1965, 67
Sharkey, Ed	T	Duke	66	19	1954-55
Shaub, Harry	G	Cornell	NA	1	1935
Shaw, Rickie	T	North Carolina	68	0	1994
Shaw, Ricky	LB	Oklahoma State	51	16	1989-90
Shepherd, JaCorey	CB	Kansas	36	0	2015
Sheppard, Lito	CB	Florida	26	93	2002-08
Sherman, Al	B	Brooklyn College	10	51	1943-47
Sherman, Heath	RB	Texas A&I	23	76	1989-93
Shires, Marshall	T	Tennessee	72	7	1945
Shonk, John	E	West Virginia	85	10	1941
Short, Jason	LB	Eastern Michigan	52	29	2004-06
Shuler, Mickey	TE	Penn State	82, 85	20	1990-91
Siano, Mike†	WR	Syracuse	86	3	1987
Sikahema, Vai	WR/PR	BYU	22	32	1992-93
Simerson, John	C	Purdue	53, 64	16	1957-58
Simmons, Clyde	DE	Western Carolina	96	124	1986-93
Simon, Corey	DT	Florida State	90	78	2000-04
Simoneau, Mark	LB	Kansas State	53, 50	46	2003-05
Sims, David	S	Iowa State	21	15	2012
Sims, Ernie	LB	Florida State	50	15	2010
Sinceno, Kaseem	TE	Syracuse	89	10	1998-99
Sinclair, Michael	DE	Eastern New Mexico	75	4	2002
Singletary, Reggie	DT/G	North Carolina State	68, 97	61	1986-90
Sisemore, Jerry	T	Texas	76	156	1973-84
Sistrunk, Manny	DT	Arkansas-Pine Bluff	79	60	1976-79
Skaggs, Jim	G	Washington	70	100	1963-72
Skladany, Leo	E	Pittsburgh	63	3	1949
Skladany, Tom	P	Ohio State	5	4	1983
Slater, Mark	C	Minnesota	61	73	1979-83
Slay, Henry	DT	West Virginia	95	3	1998
Slechta, Jeremy	DT	Nebraska	79	13	2002
Small, Jessie	LB	Eastern Kentucky	52	47	1989-91
Small, Torrance	WR	Alcorn State	80	29	1999-2000
Smalls, Fred†	LB	West Virginia	53	3	1987
Smart, Rod	RB	Western Kentucky	24	6	2001
Smeja, Rudy	E	Michigan	82	11	1946
Smith, Alex	TE	Stanford	82	16	2009
Smith, Ben	CB/S	Georgia	26	39	1990-93
Smith, Brad	WR	Missouri	16	19	2013-14
Smith, Bryan	DE	McNeese State	63	0	2008
Smith, Charles	WR	Grambling	85	118	1974-81
Smith, Darrin	LB	Miami (FL)	56	7	1997
Smith, Daryle	T	Tennessee	63, 75	33	1990-92
Smith, Ed	TE	No College	89	7	1999
Smith, J.D.	T	Rice	76	65	1959-63
Smith, Jack	C	Stanford	83	6	1942
Smith, Jackie	DB	Troy State	32	5	1971
Smith, John	T	Florida	83	1	1945
Smith, L.J.	TE	Rutgers	82	86	2003-08
Smith, Marcus	**LB**	**Louisville**	**90**	**21**	**2014-***
Smith, Milton	E	UCLA	30, 82	5	1945
Smith, Otis	CB	Missouri	30	62	1991-94
Smith, Phil	WR	San Diego State	83	3	1986
Smith, Ralph	E	Mississippi	85	38	1962-64
Smith, Ray	C	Missouri	29	1	1933
Smith, Rich	C	Ohio State	35	3	1933
Smith, Robert	B	Nebraska	43	4	1956
Smith, Ron	WR	San Diego State	81	14	1981-83
Smith, Steve	WR	USC	11	9	2011
Smith, Steve	T	Michigan	74, 78	41	1971-74
Smith, Troy	WR	East Carolina	83, 19	1	1999
Smith, Wade	OL	Memphis	73	5	2014
Smothers, Howard	G	Bethune-Cookman	77	0	1995
Smukler, Dave	B	Temple	13	36	1936-39
Snead, Norman	B	Wake Forest	16	85	1964-70
Snyder, Lum	T	Georgia Tech	73, 79	59	1952-55, 1958
Sodaski, John	LB	Villanova	96	18	1972-73
Sokolis, Stan	T	Pennsylvania	NA	0	1933
Solomon, Freddie	WR	South Carolina State	17, 84	43	1995-98
Solt, Ron	G	Maryland	65	44	1988-91
Somers, George	T	LaSalle	19	19	1939-40
Sopoaga, Isaac	DT	Hawaii	97	8	2013
Spach, Stephen	TE	Fresno State	41	13	2005
Spagnola, John	TE	Yale	88	111	1979-87

ALL-TIME ROSTER

Spikes, Takeo	LB	Auburn	51	14	2007
Spillers, Ray	T	Arkansas	33	10	1937
Sproles, Darren	**RB**	**Kansas State**	**43**	**31**	**2014-***
Square, Damion	DE	Alabama	77	10	2013
Stackpool, John	B	Washington	36	8	1942
Stacy, Siran	RB	Alabama	27	16	1992
Stafford, Dick	E	Texas Tech	86	11	1962-63
Staley, Duce	RB	South Carolina	22	98	1997-2003
Stallworth, Donté	WR	Tennessee	18	12	2006
Stasica, Leo	B	Colorado	NA	0	1941
Steele, Ernie	B	Washington	37	69	1942-48
Steere, Dick	T	Drake	72	5	1951
Steinbock, Laurence	T	St. Thomas	34	3	1933
Steinke, Gil	B	Texas A&I	41	25	1945-48
Stetz, Bill	G	Boston College	65	2	1967
Stevens, Don	B	Illinois	20	15	1952, 1954
Stevens, Matt	S	Appalachian State	45	18	1997-98
Stevens, Pete	C	Temple	20	4	1936
Stevens, Richard	T	Baylor	73	60	1970-74
Steward, Dean	B	Ursinus	36	6	1943
Stewart, Tony	TE	Penn State	81	3	2001-02
Stickel, Walt	T	Pennsylvania	72	23	1950-51
Stockton, Herschel	G	McMurry	21	22	1937-38
Storm, Edward	B	Santa Clara	22	21	1934-35
Strauthers, Tom	DE	Jackson State	93	47	1983-86
Stribling, Bill	E	Mississippi	80	26	1955-57
Strickland, Donald	CB	Colorado	33	3	2005
Striegel, Bill	G	Pacific	68	12	1959
Stringer, Bob	B	Tulsa	44	24	1952-53
Stuart, Roy	T	Tulsa	NA	0	1943
Stubbs, Daniel	DE	Miami (FL)	93	16	1995
Sturgeon, Cecil	T	North Dakota State	71	6	1941
Sturgis, Caleb	**K**	**Florida**	**6**	**13**	**2015-***
Sturm, Jerry	C	Illinois	55	1	1972
Suffridge, Bob	G	Tennessee	60, 65	20	1941-45
Sugar, Leo	E	Purdue	84	14	1961
Sullivan, Tom	RB	Miami (FL)	25	80	1972-77
Supluski, Leonard	E	Dickinson	80	9	1942
Sutton, Joe	B	Temple	45	30	1950-52
Sutton, Mitch	DT	Kansas	79	18	1974-75
Swift, Justin	TE	Kansas State	89	1	1999
Sydner, Jeff	WR/PR	Hawaii	85	35	1992-94
Szafaryn, Len	T	North Carolina	74, 76	8	1957-58
Szymanski, Frank	C	Notre Dame	51	9	1948

T	POS	COLLEGE	JERSEY	GMS	YEARS
Talcott, Dan	T	Nevada	62	8	1947
Taliaferro, George	B	Indiana	24	3	1955
Tamburello, Ben	C/G	Auburn	61	50	1987-90
Tapeh, Thomas	FB	Minnesota	41	39	2004-07
Tapp, Darryl	DE	Virginia Tech	91, 55	39	2010-12
Tarasovic, George	E	LSU	82	31	1963-65
Tarver, John	RB	Colorado	49	8	1975
Taseff, Carl	B	John Carroll	23	5	1961
Tautalatasi, "Junior"	RB	Washington State	37	38	1986-88
Tautolo, Terry	LB	UCLA	58	59	1976-79
Taylor, Bobby	CB	Notre Dame	21	119	1995-2003
Teltschik, John	P	Texas	10	54	1986-90
Tennant, Matt	C	Boston College	68	8	2012
Te'o-Nesheim, Daniel	DE	Washington	52	6	2010
Thacker, Al	B	Charleston	60	3	1942
Thomas, Hollis	DT	Northern Illinois	78	126	1996-2005
Thomas, Johnny	CB	Baylor	41	9	1996
Thomas, Markus	RB	Eastern Kentucky	46	0	1993
Thomas, William	LB	Texas A&M	51	140	1991-99
Thomas, Tra	T	Florida State	72	166	1998-2008
Thomason, Bobby	QB	Virginia Military	11	68	1952-57
Thomason, J "Stumpy"	B	Georgia Tech	28, 29	19	1935-36
Thomason, Jeff	TE	Oregon	83	46	2000-2002, '04
Thompson, Broderick	T	Kansas	76	24	1993-94
Thompson, Don	E	Richmond	84	3	1964
Thompson, Russ	T	Nebraska	25	11	1940
Thompson, Tommy	B	Tulsa	10, 11	88	1941-42, 45-50
Thoms, Art	DE	Syracuse	80	12	1977
Thornburg, Jeremy	S	Northern Arizona	45	0	2005
Thornton, Cedric	DT/DE	Southern Arkansas	72	61	2011-15
Thornton, Dick	B	Missouri-Rolla	28	10	1933
Thrash, James	WR	Missouri Southern	80	47	2001-03
Thrower, Jim	DB	Texas A&M-Commerce	49	24	1970-72
Thurbon, Robert	B	Pittsburgh	49	10	1943
Thurmond, Walter	CB	Oregon	26	16	2015
Timpson, Michael	WR	Penn State	83	15	1997
Tinsley, Scott†	QB	Southern California	11	3	1987
Tobin, Matt	**T**	**Iowa**	**64**	**30**	**2013-***
Togafau, Pago	LB	Idaho State	52	7	2007
Tom, Mel	DE	San Jose State	58, 99	88	1967-73
Tomasetti, Lou	B	Bucknell	15	16	1940-41
Toney, Anthony	FB	Texas A&M	25	67	1986-90
Torrey, Bob	FB	Penn State	39	1	1980
Townsend, Greg	DE	TCU	93	16	1994
Tracey, John	E	Texas A&M	80	9	1961
Tremble, Greg	DB	Georgia	25	4	1995
Tripucka, Frank	B	Notre Dame	10	0	1949
Trost, Milton	T	Marquette	27	7	1940
Trotter, Jeremiah	LB	Stephen F. Austin	54	116	1998-01,04-06, 09
Troup, Bill	QB	South Carolina	12	0	1975
Tucker, Matthew	RB	TCU	39	2	2013
Tupou, Fenuki	T	Oregon	78	0	2009
Tupper, Jeff	DE	Oklahoma	69	3	1986
Turnbow, Guy	T	Mississippi	33, 28	11	1933-34
Turner, Kevin	FB	Alabama	34	58	1995-99
Turral, Willie†	RB	New Mexico	23	1	1987
Tuten, Rick	P	Florida State	14	2	1989
Tyrrell, Joe	G	Temple	69	2	1952

U	POS	COLLEGE	JERSEY	GMS	YEARS
Ulmer, Michael†	DB	Doane	32	1	1987
Unutoa, Morris	C	BYU	68	48	1996-98
Upersa, Tuufuli	G	Montana	75	2	1971
Urevig, Claude	B	North Dakota	30	0	1935

V	POS	COLLEGE	JERSEY	GMS	YEARS
Valentine, Zack	LB	East Carolina	54	8	1982-83
Vallos, Steve	C/G	Wake Forest	68	2	2012
Van Brocklin, Norm	QB	Oregon	11	36	1958-60
Van Buren, Ebert	B	LSU	17, 31	36	1951-53
Van Buren, Steve	B	LSU	15	83	1944-51
Vandervelde, Julian	C/G	Iowa	73, 61	18	2011-15
Van Dyke, Alex	WR	Nevada	86	6	1999-2000
Van Dyke, Bruce	G	Missouri	66	4	1966
Vasys, Arunas	LB	Notre Dame	61	22	1966-68
Vick, Michael	QB	Virginia Tech	7	54	2009-13
Vick, Roger	RB	Texas A&M	43	14	1990
Vincent, Troy	CB	Wisconsin	23	118	1996-2003
von Oelhoffen, Kimo	DT	Boise State	66	8	2007

ALL-TIME ROSTER

W	POS	COLLEGE	JERSEY	GMS	YEARS
Wagner, Steve	S/LB	Wisconsin	42	4	1980-81
Wainright, Frank	TE	Northern Colorado	87	7	1995
Walik, Billy	WR	Villanova	9	32	1970-72
Walker, Adam	FB	Pittsburgh	29	13	1996
Walker, Corey	RB	Arkansas State	39, 29	14	1997-98
Walker, Darwin	DT	Tennessee	97	87	2000-06
Walker, Herschel	RB	Georgia	34	48	1992-94
Wall, Jamar	S	Texas Tech	37	1	2010
Wallace, Al	DE/LB	Maryland	96	16	1997-99
Walston, Bobby	E/K	Georgia	83	148	1951-62
Walters, Pete†	G	Western Kentucky	68	3	1987
Walters, Stan	T	Syracuse	75	127	1975-83
Walton, John	QB	Elizabeth City State	10, 11	15	1976-79
Ward, Jim	QB	Gettysburg	7	2	1971-72
Ware, Matt	CB	UCLA	21	27	2004-05
Warren, Buist	B	Tennessee	41	1	1945
Warren, Chris	RB	Ferrum	35	1	2000
Waters, Andre	SS	Cheyney	20	137	1984-93
Waters, Mike	FB	San Diego State	33	5	1986
Watkins, Danny	G	Baylor	63	23	2011-12
Watkins, Foster	B	West Texas A&M	39, 41	20	1940-41
Watkins, Jaylen	**DB**	**Florida**	**37**	**8**	**2014-***
Watkins, Larry	B	Alcorn A&M	34	37	1970-72
Watson, Edwin	RB	Purdue	35	6	1999
Watson, Tim	SS	Howard	33	3	1997
Watters, Ricky	RB	Notre Dame	32	48	1995-97
Wayne, Nate	LB	Mississippi	54, 51	25	2003-04
Wear, Robert	C	Penn State	51	3	1942
Weatherall, Jim	T	Oklahoma	77	36	1955-57
Weaver, Jed	TE	Oregon	87	16	1999
Weaver, Leonard	FB	Carson-Newman	43	17	2009-10
Weber, Chuck	LB	West Chester	51	38	1959-61
Weedon, Don	G	Texas	60	12	1947
Wegert, Ted	B	North Carolina	46	14	1955-56
Weiner, Albert	B	Muhlenberg	18	5	1934
Weinstock, Isadore	B	Pittsburgh	10	11	1935
Welbourn, John	G/T	California	76	56	1999-2003
Weldon, Casey	QB	Florida State	11	0	1992
Wells, Billy	B	Michigan State	27	12	1958
Wells, Harold	LB	Purdue	53	56	1965-68
Wells, Reggie	G	Clarion	76	8	2010
Wendlick, Joseph	FL	Oregon State	59	9	1940
Wenzel, Jeff†	T	Tulane	72	3	1987
West, Ed	TE	Auburn	83	32	1995-96
West, Hodges	T	Tennessee	72	10	1941
West, Troy†	SS	Southern California	31	3	1987
Westbrook, Brian	RB	Villanova	36	107	2002-09
Whalen, Jim	E	Boston College	81	2	1971
Wheeler, Mark	DT	Texas A&M	97	13	1999
Whire, John	B	Georgia	NA	2	1933
White, Allison	T	TCU	21	7	1939
White, Reggie	DE/DT	Tennessee	91, 92	121	1985-92
White, Tracy	LB	Howard	54, 52	26	2008-09
Whiting, Brandon	DT/DE	California	98	88	1998-2003
Whitmore, David	S	Stephen F. Austin	42	3	1995
Whittingham, Fred	LB	Cal Poly San Luis Obispo	53, 56	18	1966, 1971
Wiatrak, John	C	Washington	NA	0	1939
Wilburn, Barry	FS	Mississippi	45	23	1995-96
Wilcox, John	T	Oregon	71	12	1960
Wilkes, Reggie	LB	Georgia Tech	51	115	1978-85
Wilkins, Jeff	K	Youngstown State	14	6	1994
Will, Erwin	DT	Dayton	67	5	1965
Willey, Norman	E	Marshall	44, 63, 86	92	1950-57
Williams, Ben	DT	Minnesota	90	3	1999
Williams, Bernard	T	Georgia	74	16	1994
Williams, Bobbie	G	Arkansas	66	33	2000-03
Williams, Boyd	C	Syracuse	51	6	1947
Williams, Byron	WR	Texas-Arlington	80	0	1983
Williams, Calvin	WR	Purdue	89	93	1990-96
Williams, Cary	CB	Washburn	26	32	2013-14
Williams, Charlie	CB	Jackson State	47	7	1978
Williams, Clyde	T	Georgia Tech	20	3	1935
Williams, Henry "Gizmo"	WR/KR	East Carolina	81	13	1989
Williams, Jason	LB	Western Illinois	57	2	2012
Williams, Jerry	B	Washington State	49	33	1953-54
Williams, Joel	LB	Wisconsin-LaCrosse	59	39	1983-85
Williams, Michael	RB	Mississippi College	32	31	1983-84
Williams, Roger	DB	Grambling	23	0	1973
Williams, Ted	B	Boston College	31	11	1942
Williams, Tex	G	Auburn	77	5	1942
Williams, Tyrone	DE	Wyoming	95	7	1999-2000
Willis, James	LB	Auburn	50	52	1995-98
Wilson, Bill	E	Gonzaga	23	1	1938
Wilson, Brenard	S	Vanderbilt	22	118	1979-86
Wilson, Harry	B	Nebraska	41	6	1967-70
Wilson, Jerry	E	Auburn	88	16	1959-60
Wilson, Osborne	G	Penn	25, 15	28	1933-35
Winfield, Vern	G	Minnesota	67	14	1972-73
Wink, Dean	DT	Yankton	64	12	1967-68
Wirgowski, Dennis	DE	Purdue	75	13	1973
Wistert, Al	T	Michigan	70	95	1943-51
Witherspoon, Derrick	RB	Clemson	31	34	1995-97
Witherspoon, Will	LB	Georgia	50	11	2009
Wittenborn, John	G	Southeast Missouri State	62	35	1960-62
Wojciechowicz, Alex	C	Fordham	53	48	1946-50
Wolfe, Red	B	Texas	32	0	1940
Wolff, Earl	S	North Carolina State	28	18	2013-14
Woltman, Clem	T	Purdue	15	31	1938-40
Woodard, Marc	LB	Mississippi State	57	48	1994-96
Woodeshick, Tom	B	West Virginia	37	111	1963-71
Woodruff, Lee	B	Mississippi	11	9	1933
Woodruff, Tony	WR	Fresno State	83	23	1982-84
Woodson, Sean	S	Jackson State	37	0	1998
Worden, Neil	B	Notre Dame	32	24	1954, 1957
Woulfe, Mike	LB	Colorado	63	13	1962
Wright, Gordon	G	Delaware State	66	3	1967
Wright, Sylvester	LB	Kansas	52	22	1995-96
Wukits, Al	C	Duquesne	50	10	1943
Wyatt, Antwuan	WR	Bethune-Cookman	85	1	1997
Wydo, Frank	T	Cornell	74, 75	72	1952-57
Wyhonic, John	G	Alabama	66	23	1946-47
Wynn, Dexter	CB	Colorado State	31	28	2004-06
Wynn, William	DE	Tennessee State	71	54	1973-76

Y	POS	COLLEGE	JERSEY	GMS	YEARS
Young, Adrian	LB	Southern California	35	40	1968-72
Young, Charle	TE	Southern California	86	56	1973-76
Young, Glen	WR	Mississippi State	89	16	1983
Young, Michael	WR	UCLA	83	10	1993
Young, Roynell	CB	Alcorn State	43	117	1980-88
Young, Scott	G	BYU	71	13	2005-07
Young, Vince	QB	Texas	9	6	2011
Youngelman, Sid	T	Alabama	73	29	1956-58
Yovicsin, John	E	Gettysburg	81	1	1944

ALL-TIME ROSTER

Z	POS	COLLEGE	JERSEY	GMS	YEARS
Zabel, Steve	E/LB	Oklahoma	89	60	1970-74
Zandofsky, Mike	G	Washington	66	5	1997
Zendejas, Luis	K	Arizona State	8	20	1988-89
Ziegler, Frank	B	Georgia Tech	41	57	1949-53
Zilly, John	E	Notre Dame	88	12	1952
Zimmerman, Don	WR	Northeast Louisiana	80	39	1972-76
Zimmerman, Roy	B	San Jose State	7	41	1942-46
Zizak, Vince	T	Villanova	23	22	1934-37
Zomalt, Eric	SS	California	27	30	1994-96
Zordich, Michael	SS	Penn State	36	79	1994-98
Zyntell, James	G	Holy Cross	21, 9, 16	23	1933-35

ALL-TIME PRACTICE SQUAD

PLAYER	POS	COLLEGE	YEARS
Emmanuel Acho	LB	Texas	2013-14
Jamar Adams	S	Michigan	2010
James Allen	RB	Oklahoma	1997
Danny Amendola	WR	Texas Tech	2008-09
Josh Andrews	OL	Oregon State	2014
Kyle Arrington	CB	Hofstra	2008
Patrick Augafa	G	Iowa State	1997
David Bailey	DE	Oklahoma State	1989
Brandon Bair	DE	Oregon	2013
Michael Bamiro	T	Stony Brook	2013
Robert Barr	T	Rutgers	1999
Kenjon Barner	RB	Oregon	2014
Ephesians Bartley	LB	Florida	1992
Chase Beeler	C	Stanford	2012
Joique Bell	RB	Wayne State	2010
Paul Berardelli	G	Villanova	1989
James Bostic	RB	Auburn	1998
Jason Bostic	CB	Georgia Tech	1999
Brett Boyko	T	UNLV	2015
Brett Brackett	TE	Penn State	2011
Luther Broughton	TE	Furman	1997
Ben Brown	QB	Tennessee State	1990
Curt Brown	DL	North Carolina	1993
Phil Bryant	RB	Virginia Tech	1994
Vaughn Bryant	CB	Stanford	1995
Chris Buckhalter	FB	So. Mississippi	1996
Malcolm Bunche	G	UCLA	2015
Dialleo Burks	WR	Eastern Kentucky	1996
Marcus Burley	CB	Delaware	2013
Lamont Burns	G	East Carolina	1998
Gerald Cadogan	T	Penn State	2009
Lonny Calicchio	K	Mississippi	1997
Ronnie Cameron	DT	Old Dominion	2012
Eddie Canonico	CB	Sacramento St.	2005
Derek Carrier	TE	Beloit	2012
Ben Cavil	G	Oklahoma	1996
Jeremy Clark	DT	Alabama	2007
Chuck Clements	QB	Houston	1998
Gregory Clifton	WR	Johnson Smith	1994
Dobson Collins	WR	Gardner-Webb	2009
Jed Collins	FB	Washington State	2008
Keith Council	DT	Hampton	1998
Jonas Crafts	TE	UTEP	2005
Tarren Crawford	T/G	Central State (OH)	1998
B.J. Cunningham	WR	Michigan State	2012-13
Torrance Daniels	LB	Harding	2006
Chris Dausin	C	Texas A&M	1994
Brandon Davis	TE	Arkansas	2002
Jason Davis	FB	Illinois	2007
Pernell Davis	DT	Alabama-Birmingham	2001
Tim Day	TE	Oregon	2006
Alan Dial	S	UCLA	1989
Kori Dickerson	TE	USC	2002-03
Nate Dingle	B	Cincinnati	1995
Marcus Dowtin	LB	North Alabama	2012
Troy Drake	T	Indiana	1995
Shawn Draper	TE	Alabama	2002
Tim Duckworth	G	Auburn	2008
Franklin Dunbar	G	Middle Tennessee State	2008
Jeremy Ebert	WR	Northwestern	2012
Anthony Edwards	WR	N.M. Highlands	1989
Steve Edwards	T	Central Florida	2002

PLAYER	POS	COLLEGE	YEARS
Pannel Egboh	DT	Stanford	2010
Dante Ellington	T	Alabama	2003
Allen Ervin	RB	Lambuth	2009
Tala Esera	G	Hawaii	2008
Joey Evans	DE	North Carolina	2003
Randall Evans	CB	Kansas State	2015
Paul Fanaika	G	Arizona State	2009
A.J. Feeley	QB	Oregon	2002
DeShawn Fogle	LB	Kansas State	1997
Therrian Fontenot	CB	Fresno State	2007
Fredric Ford	CB	Miss. Valley St.	1996
Maurice Fountain	DE	Clemson	2011
Chase Ford	TE	Miami, FL	2012
Dustin Fox	CB	Ohio St.	2006
Todd France	K	Toledo	2005
John Frank	DE	Utah	2001
Dominic Furio	C	UNLV	2005
Steven Gabbard	T	Florida State	1989
Nick Gallery	P	Iowa	1998
Joel Gamble	FB	Shippensburg	2009
Tom Garlick	WR	Fordham	1994
Michael Gasperson	WR	San Diego	2005-07
Tom Gerhart	S	Ohio	1992
Kendrick Gholston	DE	Louisville	2000
Mike Gibson	G	California	2009
Andrew Gleichert	TE	Michigan State	2015
Ron Goetz	LB	Minnesota	1991
Kevin Graf	T	USC	2014
Anthony Gray	RB	Western New Mexico	2001
Andy Hall	QB	Delaware	2004-05
Branden Hall	G	Troy State	2004
Chad Hall	WR	Air Force	2010-11
Ray Hall	DE	Washington State	1994
Cobi Hamilton	WR	Arkansas	2014
Uhuru Hamiter	DE	Delaware State	2000
Jamel Hamler	WR	Fresno State	2011
Connor Hamlett	TE	Oregon State	2015
Thomas Hamner	RB	Minnesota	2000
William Hampton	CB	Murray State	2000
Karl Hankton	WR	Trinity College	1998
Eric Harmon	G	Clemson	1991
Rod Harper	WR	Murray State	2010
Erick Harris	CB	Liberty	2006-07
Brandon Harrison	WR	Howard Payne	1996
Brandon Harrison	S	Michigan	2009
Tyreo Harrison	LB	Notre Dame	2002
Clinton Hart	S	Central Florida C.C.	2002
Jasper Harvey	C	San Diego St.	2006
Tim Hasselbeck	QB	Boston College	2002
Stanley Havili	FB	USC	2011
Jonathan Hefney	CB	Tennessee	2008
Maurice Henry	LB	Kansas State	1990
Brandon Hepburn	LB	Florida A&M	2014-15
Bill Hess	WR	West Chester	1991-92
Anthony Hill	TE	NC State	2011
P.J. Hill	RB	Wisconsin	2009
Tyler Hoover	OL	Michigan State	2014
Brandon Houston	T	Oklahoma	1992
Emil Igwenagu	FB	Massachusetts	2012
Jack Ikegwuonu	CB	Wisconsin	2009
Cornelius Ingram	TE	Florida	2010
Greg Isdaner	G	West Virginia	2009

ALL-TIME PRACTICE SQUAD

PLAYER	POS	COLLEGE	YEARS
Omar Jacobs	QB	Bowling Green	2006
Alonzo Jackson	DE	Florida St.	2005
Jamaal Jackson	G/C	Delaware State	2003, 05
Xzavie Jackson	DE	Missouri	2007
Drisan James	WR	Boise State	2008
Jason Jefferson	DT	Wisconsin	2005
Justin Jenkins	WR	Mississippi State	2004
D.J. Johnson	CB	Jackson State	2011
Dwight Johnson	DE	Baylor	2000
Keelan Johnson	S	Arizona St.	2013
Maurice Johnson	TE	Temple	1990
Ron Johnson	DE	Shippensburg	2003
Ronald Johnson	WR	USC	2011
Julian Jones	S	Missouri	2002
Preston Jones	QB	Georgia	1993
Tyrone Jones	S	Arkansas State	1989
Akeem Jordan	LB	James Madison	2007
Carlos Joseph	T	Miami	2005
Alai Kalaniuvalu	G	Oregon State	1995
Wade Keliikipi	DT	Oregon	2014
William Kershaw	LB	Maryland	2007
G.J. Kinne	QB	Tulsa	2013-14
Jake Knott	LB	Iowa State	2014
Jordan Kovacs	S	Michigan	2014
Jonathan Krause	WR	Vanderbilt	2015
Mike Labinjo	LB	Michigan State	2004
Reshard Langford	S	Vanderbilt	2009
Reggie Lawrence	WR	N. Carolina St.	1993
Nate Lawrie	TE	Yale	2004
Darrell Lee	DE	Florida	2005
Mike Lee	CB	Fort Valley State	2015
Norman LeJeune	S	LSU	2003
Jeremy Leman	LB	Illinois	2009
Garret Limbrick	RB	Oklahoma State	1989
Greg Lloyd	LB	Connecticut	2011
Travis Long	LB	Washington St.	2013
Marcus Mailei	FB	Weber State	2009
Martell Mallett	RB	Arkansas-Pine Bluff	2010
Mike Marquardt	DT	Arizona State	2008
Keyonta Marshall	DT	Grand Valley St.	2005
Lemar Marshall	S	Michigan State	1999
Whit Marshall	LB	Georgia	1996
Tee Martin	QB	Tennessee	2002
Freddie Martino	WR	North Greenville	2015
Eric Matthews	WR	Indiana	1997
Curtis Mayfield	WR	Oklahoma State	1992
Shaheer McBride	WR	Delaware State	2008
Nevin McCaskill	G	Hampton	2008
Eric McCoo	RB	Penn State	2003-04
Ivory McCoy	DE	Michigan State	2002
Pat McCoy	T	West Texas A&M	2007
Deland McCullough	RB	Miami (OH)	1997
Thomas McGaughey	SS	Houston	1996
Corey McIntyre	FB	West Virginia	2002
Mike McKenzie	TE	Baylor	1993
Jason McKie	FB	Temple	2002
Marvin McNutt	WR	Iowa	2012
Tim McTyer	CB	BYU	1997
Harvey Middleton	WR	Georgia Tech	1998
Brian Mihalik	DE	Boston College	2015
Ben Miller	FB	Air Force	2005
Garrett Mills	TE	Tulsa	2010

PLAYER	POS	COLLEGE	YEARS
Christian Mohr	DE	None	2006
Kevin Monangai	RB	Villanova	2015
Horacio Moronta	DT	Wagner	1990
Stephen Morris	QB	Miami, FL	2015
Raheem Mostert	RB	Purdue	2015
Will Murphy	WR	Oregon	2013-14
Marques Murrell	DE	Appalachian State	2007
Rob Myers	TE	Utah State	2009
Stephen Neal	T	California State-Bakersfield	2001
Kyle Nelson	LS	New Mexico State	2012
Jordan Norwood	WR	Penn State	2009
Babatunde Oshinowo	DT	Stanford	2008
Jeff Owens	DT	Georgia	2010
Jonathan Palmer	T/G	Auburn	2007
Chris Pantale	TE	Boston College	2015
Josh Parry	FB	San Jose State	2003-04
Marcus Paschal	S	Iowa	2007
Chris Patrick	T	Nebraska	2008
Melvin Patterson	WR	Stephen F. Austin	1991
Carlos Perez	WR	Florida	2004
Bruce Perry	RB	Maryland	2005-06
Ifo Pili	DT	BYU	2004
Casey Poppinga	TE	Utah State	2004
Andre Powell	LB	Penn State	1992
Quron Pratt	WR	Rutgers	2014-15
Ramiro Pruneda	T	Monterrey Tech	2007
Travis Raciti	DT	San Jose State	2015
Ryan Rau	LB	Portland State	2012
Jamie Reader	FB	Akron	1999
Robert Redd	WR/CB	Bowling Green	2005
Michael Reed	FB	Washington	1998-99
Willie Reid	WR	Florida State	2008
Isaac Remington	OL	Oregon	2013
Mike Renna	DT	Delaware	1991
Dallas Reynolds	G	BYU	2009-11
Ed Reynolds	S	Stanford	2014-15
Matt Reynolds	T	BYU	2012
Anthony Rice	CB	Laverne	1997
Paul Richardson	WR	UCLA	1993
Terry Richardson	RB	Syracuse	1995
Greg Richmond	LB	Oklahoma State	2004, 06
Chris Roberson	CB	Eastern Michigan	2009
Damien Robinson	S	Iowa	1997
Roderick Robinson	QB	Arkansas-Pine Bluff	1999
Trenton Robinson	S	Michigan St.	2013
Dedrick Roper	LB	Northwood	2006
Kendrick Rogers	T	Alabama A&M	2001
Ron Rogers	LB	Georgia Tech	1998
John Romero	C/G	California	2000
Oliver Ross	T	Iowa State	1999
Glenn Rountree	G	Clemson	1999
Martin Rucker	TE	Missouri	2009
Joe Rudolph	G	Wisconsin	1995
Greg Salas	WR	Hawaii	2013
Bill Sampy	WR	Louisiana-Lafayette	2006-07
Sean Scott	WR	Millersville	2001
Paul Shields	FB	Arizona	1999
A.Q. Shipley	C	Penn State	2010
Jason Short	LB	Eastern Michigan	2003
Oscar Shorten	LB	Abilene Christian	1994
Kyle Shotwell	LB	Cal Poly	2007
Geroy Simon	WR	Maryland	1997

ALL-TIME PRACTICE SQUAD

PLAYER	POS	COLLEGE	YEARS
Kaseem Sinceno	TE	Syracuse	1998
Doug Skene	T	Michigan	1993
Deontae Skinner	LB	Mississippi State	2015
Henry Slay	DT	West Virginia	1998
Jeremy Slechta	DT	Nebraska	2002
Rod Smart	RB	Western Kentucky	2001
Troy Smith	WR	East Carolina	1999
Jeff Smoker	QB	Michigan St.	2005
Howard Smothers	G	Bethune-Cookman	1995
Paul Snellings	T	Georgia	2000
Freddie Solomon	WR	South Carolina St.	1995
Ron Sterling	S	Maine	1989
Tony Stewart	TE	Penn State	2002
Dax Strohmeyer	LB	Rutgers	2001
Drew Strojny	T	Duke	2004
Greg Studdard	T	Sam Houston State	1999
Andy Studebaker	LB	Wheaton	2008
Nate Stupar	LB	Penn State	2012
Kevin Swayne	WR	Wayne State	1999
John Talley	TE	West Virginia	1989
Zane Taylor	C	Utah	2011
Daniel Te'o-Nesheim	DE	Washington	2011
Andy Thorn	TE	Northern Iowa	2005
Cedric Thornton	DT	Southern Arkansas	2011

PLAYER	POS	COLLEGE	YEARS
Elijah Thurmon	WR	Howard	2000
Rod Trafford	TE	South Carolina	2004
Frank Trotter	DT	Memphis	2012
Matthew Tucker	RB	TCU	2013-14
Zach Tuiasosopo	FB	Washington	2006
Fenuki Tupou	G	Oregon	2010
Colton Underwood	LB	Illinois State	2014
Julian Vandervelde	G	Iowa	2012
Chip Vaughn	S	Wake Forest	2010
Patrick Venzke	T	Idaho	2002
Lee Vickers	TE	North Alabama	2006-07
Jamar Wall	CB	Texas Tech	2010
Mike Watson	T	West Virginia	2005
Tyrone Watson	WR	Tennessee State	1990
Eddie Whitley	CB	Virginia Tech	2012
Ben Williams	DT	Minnesota	1999
Jeremy Williams	WR	Tulane	2010
Trae Williams	CB	South Florida	2008
Marcus Wimberly	S	Miami	1998
Sean Woodson	S	Jackson State	1998
Stoney Woodson	CB	South Carolina	2009
Sylvester Wright	LB	Kansas	1995
Scott Young	G	BYU	2005
Steve Zahursky	G	Kent State	1998

EAGLES BY JERSEY NUMBER

No.	Players
1	Happy Feller, Nick Mick-Mayer, Tony Franklin, Gary Anderson, Mat McBriar, Cody Parkey
2	Joe Pilconis, Mike Michel, Mike Horan, Dean Dorsey, Steve DeLine, David Akers, Matt Barkley
3	Roger Kirkman, Jack Concannon, Mark Moseley, Eddie Murray, Todd France, Reggie Hodges, Nick Murphy, Mike Kafka, Mark Sanchez
4	Benjy Dial, Max Runager, David Jacobs, Dale Dawson, Bryan Barker, Tom Hutton, Mike McMahon, Kevin Kolb, Stephen Morris
5	Joseph Kresky, Davey O'Brien, Roman Gabriel, Tom Skladany, Dean May, Mark Royals, Jeff Feagles, Donovan McNabb
6	Jim MacMurdo, Gary Adams, John Reaves, Spike Jones, Dan Pastorini, Matt Cavanaugh, Bubby Brister, Jason Baker, Lee Johnson, Jose Cortez, Sav Rocca, Alex Henery, Caleb Sturgis
7	Dick Frahm, Roy Zimmerman, John Huarte, Jim Ward, John Reaves, Ron Jaworski, Roger Ruzek, Ken O'Brien, Bobby Hoying, Sean Landeta, Jeff Garcia, Michael Vick, Sam Bradford
8	Chuck Hajek, Davey O'Brien, Al Coleman, Paul McFadden, Luis Zendejas, Brad Goebel, Preston Jones, Dirk Johnson, Chas Henry, Donnie Jones
9	James Zyntell, Sonny Jurgensen, Jim Nettles, Billy Walik, Joe Pisarcik, Don McPherson, Jim McMahon, Rodney Peete, Norm Johnson, Andy Hall, Jeff Garcia, Vince Young, Nick Foles, Thad Lewis
10	Swede Ellstrom, George Kavel, Isadore Weinstock, Don Jackson, Maurice Harper, Tommy Thompson, Al Sherman, Frank Tripucka, Adrian Burk, Al Dorow, King Hill, George Mira, Mike Boryla, John Walton, Ove Johansson, John Teltschik, Pat Ryan, Koy Detmer, DeSean Jackson, Jonathan Krause
11	Lee Woodruff, Jack Knapper, Ed Manske, Fritz Ferko, Bernie Lee, Francis Murray, Lou Ghecas, Richard Erdlitz, Tommy Thompson, John Rauch, Bobby Thomason, Norm Van Brocklin, Rick Arrington, John Walton, Jeff Christensen, Kyle Mackey, Scott Tinsley, Casey Weldon, Matt Bahr, Mark Rypien, Jay Fiedler, Ron Powlus, Tim Hasselbeck, Jeff Blake, Jeremy Bloom, Steve Smith, Trent Edwards, Josh Huff
12	John Roberts, Ed Matesic, Art Buss, Herschel Ramsey, Kent Lawrence, Tom McNeill, Bill Troup, Bob Holly, Randall Cunningham
13	George Kenneally, Dave Smukler, Len Barnum, Joe Hoague, Chuck Hughes, Rick Engles, Damaris Johnson, Josh Huff
14	Swede Hanson, Rudy Gollomb, Woody Dow, Bob Gambold, Pete Liske, Marty Horn, Rick Tuten, Jeff Wilkins, Doug Pederson, A.J. Feeley, Riley Cooper
15	Laf Russell, Osborne Wilson, John Konopka, William Hughes, Clem Woltman, Lou Tomasetti, Ted Laux, Steve Van Buren
16	Sylvester Davis, Harry O'Boyle, James Zyntell, John Kusko, Elmer Kolberg, Norman Snead, Vern Davis, Horst Muhlmann, Rob Hertel, Jeff Kemp, Gari Scott, Justin Jenkins, Chad Hall, Brad Smith, Seyi Ajirotutu
17	Joe Carter, James Russell, Ebert Van Buren, Fred Enke, Jerry Reichow, Ralph Guglielmi, Taft Reed, Harold Carmichael, Mitch Berger, Freddie Solomon, Lonny Calicchio, Arrelious Benn, Nelson Agholor
18	Porter Lainhart, Nick Prisco, Albert Weiner, Joe Pilconis, Herbert Roton, Rankin Britt, Ray Hamilton, Ben Hawkins, Roman Gabriel, Dave Archer, Chris Boniol, Donté Stallworth, Willie Reid, Jeremy Maclin
19	Roger Kirkman, Orrin Pape, Jim Leonard, Herman Bassman, Fritz Ferko, Tom Burnette, George Somers, Harold Pegg, Dan Berry, Tom Dempsey, Guido Merkens, Troy Smith, Sean Morey, Carl Ford, Michael Gasperson, Brandon Gibson, Mardy Gilyard, Greg Salas, Miles Austin
20	Alex Marcus, John Lipski, Clyde Williams, Howard Bailey, Pete Stevens, Jim MacMurdo, Henry Reese, Elmer Hackney, Don Stevens, Bibbles Bawel, Jim Harris, Frank Budd, Leroy Keyes, John Outlaw, Leroy Harris, Andre Waters, Vaughn Hebron, Brian Dawkins
21	James Zyntell, Les Maynard, Paul Cuba, John Kusko, Herschel Stockton, Allison White, Chuck Cherundolo, William Boedeker, Al Pollard, Jim Carr, Joe Scarpati, Ray Jones, Jackie Allen, Wes Chesson, Al Clark, John Sciarra, Evan Cooper, Eric Allen, Bobby Taylor, Matt Ware, William James, Joselio Hanson, David Sims, Roc Carmichael, Jerome Couplin
22	Henry Obst, Edward Storm, James Russell, Elmer Kolberg, Don Jones, Ralph Goldston, Lee Riley, Tim Brown, Cyril Pinder, Larry Marshall, Brenard Wilson, Robert Lavette, Jacque Robinson, Mark Higgs, Vai Sikahema, Marvin Goodwin, James Saxon, James Fuller, Duce Staley, Eric McCoo, Joselio Hanson, Asante Samuel, Brandon Boykin
23	Paul Cuba, Vince Zizak, Phil Poth, Harry Shaub, Bill Wilson, Zed Coston, Raymond George, William Roffler, Ken Keller, Carl Taseff, Mike McClellan, Claude Crabb, Willie Brown, Harry Jones, Roger Williams, Clifford Brooks, Bob Howard, Cedrick Brown, Willie Turral, Heath Sherman, Derrick Frazier, Troy Vincent, Ryan Moats, Dimitri Patterson, Dominique Rodgers-Cromartie, Patrick Chung, Nolan Carroll
24	Howard Auer, Joe Carpe, Dick Lachman, Jack Knapper, Herman Bassman, Joe Pilconis, Rabbit Keen, Bill Schneller, Dom Moselle, George Taliaferro, Don Schaefer, Nate Ramsey, Artimus Parker, Henry Monroe, Zac Henderson, Ray Ellis, Russell Gary, Reggie Brown, Alan Reid, Alan Dial, Corey Barlow, Tim McTyer, Darnell Autry, Rod Smart, Blaine Bishop, Sheldon Brown, Joique Bell, Brandon Hughes, Nnadmi Asomugha, Bradley Fletcher, Ryan Mathews
25	Osborne Wilson, Leonard Gudd, Henry Reese, Emmet Kriel, Russ Thompson, Hugh McCullough, Toy Ledbetter, Pete Retzlaff, Tommy McDonald, Bill Mack, Bob Shann, Larry Conjar, Tom Sullivan, Bill Bryant, Zachary Dixon, Dennis DeVaughn, Anthony Toney, Tom Gerhart, Charlie Garner, Greg Tremble, Deral Boykin, Willie Clark, Allen Rossum, Je'Rod Cherry, Monty Montgomery, Dorsey Levens, Lamar Gordon, Dustin Fox, Lorenzo Booker, LeSean McCoy

EAGLES BY JERSEY NUMBER

26 Joseph Kresky, Jack Norby, Dan Barnhardt, Forest McPherson, Winford Baze, Wimpy Giddens, Lester McDonald, Dave DiFlippo, Clarence Peaks, Al Nelson, Art Malone, John Sanders, Michael Haddix, Ben Smith, Al Jackson, Jerome Henderson, Darnell Autry, Lito Sheppard, Sean Jones, Mike Bell, Jaiquawn Jarrett, Cary Williams, Walter Thurmond

27 George Demas, Milton Leathers, Robert Gonya, Jack Dempsey, Burle Robinson, George Rado, Milton Trost, Sam Bartholomew, Bob Davis, John Butler, Ted Laux, Pete Kmetovic, Alvin Johnson, Clyde Scott, Neil Ferris, Hal Giancanelli, Billy Wells, Gene Johnson, Irv Cross, Trenton Jackson, Ronald "Po" James, Richard Blackmore, Topper Clemons, Siran Stacy, Eric Zomalt, James Bostic, Julian Jones, Norman LeJeune, Quintin Mikell, Brandon Hughes, Malcolm Jenkins

28 Dick Thornton, Guy Turnbow, Algy Clark, Joe Pilconis, Max Padlow, J. "Stumpy" Thomason, Harry Klopenburg, Ray Keeling, Bob Jackson, Paul Dudley, Jim Gray, Bill Bradley, Lou Rash, Greg Harding, Don Griffin, Mel Gray, Clarence Love, Amp Lee, Correll Buckhalter, Ramzee Robinson, Marlin Jackson, Dion Lewis, Earl Wolff

29 Dick Fencl, Ray Smith, Glenn Campbell, Stephen Banas, J. "Stumpy" Thomason, Herman Bassman, Joe Pivarnick, Charles Knox, William Hughes, John Nocera, Israel Lang, Harold Jackson, Mark Burke, Al Latimer, Jo Jo Heath, Elbert Foules, Mark McMillian, Adam Walker, Corey Walker, Darrel Crutchfield, Roderick Hood, Tony Hunt, LeSean McCoy, Nate Allen, DeMarco Murray

30 Art Koeninger, Chuck Brodnicki, Barnes Milon, Claude Urevig, Harry Benson, Bob Masters, Don Looney, Mort Landsberg, John Binotto, Richard Erdlitz, Milton Smith, Bosh Pritchard, Theron Sapp, Alvin Haymond, Jim Raye, Joe Lavender, Ron Lou, Mike Hogan, Cleveland Franklin, Don Calhoun, Chris Johnson, Otis Smith, Charlie Garner, Brian Mitchell, J.R. Reed, Geoff Pope, Colt Anderson, Ed Reynolds

31 Joe Carter, Tom Graham, Irv Kupcinet, William Brian, Bob Masters, Emmett Mortell, Jerry Ginney, Phil Ragazzo, Jim Castiglia, Ted Williams, Art Macioszczyk, Dan Sandifer, Ebert Van Buren, Ron Goodwin, Tom Bailey, Wilbert Montgomery, Troy West, Tyrone Jones, Brian O'Neal, Derrick Witherspoon, Al Harris, Daryon Brutley, Dexter Wynn, Ellis Hobbs, Curtis Marsh, Shaun Prater, Byron Maxwell

32 Nip Felber, Everitt Rowan, Glenn Frey, Red Wolfe, Irv Hall, Toimi Jarvi, Charles Gauer, John Rogalla, Jack Myers, Neil Worden, Joe Pagliei, Roger Gill, Rick Duncan, Jackie Smith, Charles Ford, Herb Lusk, Earl Carr, Jim Culbreath, Booker Russell, Michael Williams, Michael Ulmer, Walter Abercrombie, James Joseph, Ricky Watters, Jason Bostic, Michael Lewis, Marcus Paschal, Kyle Eckel, P.J. Hill, Owen Schmitt, Chris Polk, Eric Rowe

33 Guy Turnbow, Ray Spillers, Bob Masters, Taldon Manton, Jack Banta, Steve Sader, Russ Craft, Roy Barni, Willie Berzinski, Bill Barnes, Merrill Douglas, Don Jonas, Ollie Matson, Ron Blye, Steve Preece, Randy Jackson, Ronald "Po" James, Louie Giammona, Mike Waters, William Frizzell, Kevin Bouie, Tim Watson, Aaron Hayden, Eric Bieniemy, Thomas Hamner, Terrence Carroll, Clinton Hart, Donald Strickland, Jack Ikegwuonu, Jerome Harrison, Jordan Poyer, Chris Prosinski

34 Ray Lechthaler, Laurence Steinbock, Mike Sebastian, Jay Arnold, Earl Gros, Larry Watkins, Dave Hampton, James Betterson, Hubie Oliver, Terry Hoage, Herschel Walker, Kevin Turner, Jamie Reader, Reno Mahe, Eldra Buckley, Ronnie Brown, Bryce Brown, Kenjon Barner

35 Tex Leyendecker, Rich Smith, Forest McPherson, Drew Ellis, Dick Bassi, Pete Pihos, Ted Dean, Ray Poage, Adrian Young, Mike Hogan, Perry Harrington, Mike Kullman, Mark Konecny, Kevin Bouie, Deauntae Brown, Anthony Marshall, Edwin Watson, Chris Warren, Bruce Perry, Nick Graham, Macho Harris, Trevard Lindley, Denzel Rice

36 Ed Manske, Carl Kane, Hebert Roton, Joe Bukant, Terry Fox, John Stackfool, Dean Steward, Joe Hoague, Joe Muha, Jerry Cowhig, John Brewer, Dick Bielski, Tom McNeill, Norm Bulaich, Herman Hunter, Bobby Morse, Robert Drummond, Michael Zordich, Stanley Pritchett, Brian Westbrook, JaCorey Shepherd

37 Robert Rowe, Winford Baze, John Cole, Bree Cuppoletti, Fred Gloden, Ernie Steele, Tom Woodeshick, Merritt Kersey, Tommy Campbell, Billy Campfield, Junior Tautalatasi, Sammy Lilly, Sean Woodson, Sean Considine, Jamar Wall, Jaylen Watkins

38 Bill Fiedler, Jake Schuehle, John Huzvar, Rob Goode, Sam Baker, Tony Baker, George Amundson, Bill Olds, Larry Barnes, Steve Atkins, Mickey Fitzgerald, Jairo Penaranda, Russell Gary, Rich Miano, Dexter McNabb, Charles Dimry, Cecil Martin, Jorrick Calvin, Keelan Johnson, E.J. Biggers

39 Harry Benson, Bob Pylman, Foster Watkins, Bill Mackrides, Pete Emelianchik, Kermit Alexander, Bill Olds, Bob Torrey, Major Everett, Victor Bellamy, Tony Brooks, Corey Walker, Michael Reed, Sheldon Brown, Quintin Demps, Stanley Havili, Matthew Tucker

40 Charles Newton, Wesley McAfee, Sonny Karnofsky, Elliott Ormsbee, Leslie Palmer, Frank Reagan, Don Johnson, Tom Brookshier

41 Ted Schmitt, Foster Watkins, Buist Warren, Gil Steinke, Frank Ziegler, Jerry Norton, Bob Freeman, Howard Cassady, Harry Wilson, Richard Harvey, Randy Logan, Earnest Jackson, Keith Byars, Alvin Ross, Fred McCrary, Johnny Thomas, William Hampton, Thomas Tapeh, Stephen Spach, Tanard Davis, Antoine Harris, Jarrad Page, Emil Igwenagu, Randall Evans

42 Swede Hanson, Bud Jorgenson, George Mulligan, Ray Hamilton, Raymond George, Bob Hudson, Bob Harrison, Aaron Martin, Dennis Morgan, Steve Wagner, Calvin Murray, Keith Byars, Angelo James, Eric Everett, John Booty, Mike Reid, David Whitmore, Dialleo Burks, Rashard Cook, Jack Brewer, Jason Davis, Kurt Coleman, Chris Maragos

43 Jack Hinkle, William Jefferson, James Lankas, Jim Parmer, Robert Smith, Walt Kowalczyk, Ralph Heck, Al Davis, James McAlister, Roynell Young, Roger Vick, Erik McMillan, Randy Kinder, Damon Moore, Leonard Weaver, Darren Sproles

44 Franklin Emmons, Albert Johnson, Ben Kish, William Pollock, Norman Willey, Bob Stringer, Harry Dowda, Pete Retzlaff

45 Thomas Bushby, Leo Raskowski, Art Buss, Dick Riffle, Noble Doss, Joe Sutton, Tom Brookshier, Rocky Ryan, Paige Cothren, Don Burroughs, Ron Medved, Pat Gibbs, Marion Reeves, Von Mansfield, Charles Crawford, Jeff Griffin, Thomas Sanders, Vaughn Hebron, Barry Wilburn, Matt Stevens, Tim Hauck, Jeremy Thornburg, Joselio Hanson, Jamar Adams

EAGLES BY JERSEY NUMBER

46 Don Miller, Ted Wegert, Brad Myers, Glen Amerson, Lee Bouggess, Herman Edwards, Chris Gerhard, Izel Jenkins, Markus Thomas, Fredric Ford, Quintin Mikell, Jon Dorenbos

47 Nick Basca, John Mallory, Ed Hayes, Ron Bull, Larry Crowe, Charlie Williams, Andre Hardy, Charles Emanuel, Greg Jackson, Gerard Lawson, Trey Burton

48 Eberle Schultz, Ben Scotti, Jay Johnson, Greg Oliver, Martin Mitchell, Wes Hopkins, Steve Hendrickson, Andre President, Jon Ritchie

49 Dan DeSantis, Robert Thurbon, Mel Bleeker, Pat McHugh, Jerry Williams, Glenn Glass, Wayne Colman, Jim Thrower, John Tarver, Eric Johnson, Tom Caterbone, Todd Bell, Luther Broughton, Andrew Jordan, Josh Parry, Dan Klecko, Jamar Chaney, Tom Nelson

50 Alabama Pitts, Don Jackson, Robert Bjorklund, Ken Hayden, Al Wukits, Baptiste Manzini, Bob Kelley, Darrel Aschbacher, Dave Recher, Ron Porter, Guy Morriss, Garry Cobb, Dave Rimington, James Willis, Alonzo Ephraim, Mark Simoneau, Zeke Moreno, Justin Ena, Tank Daniels, Will Witherspoon, Ernie Sims, Casey Matthews, Kiko Alonso

51 Enio Conti, Lyle Graham, Al Milling, Robert Wear, Ray Graves, Boyd Williams, Frank Szymanski, Chuck Weber, Jim Schrader, Dave Recher, Dwight Kelley, Dick Cunningham, Ron Lou, Reggie Wilkes, Chuck Gorecki, Ricky Shaw, William Thomas, Carlos Emmons, Nate Wayne, Matt McCoy, Joe Mays, Antwan Barnes, Jamar Chaney, Emmanuel Acho, Steven Means

52 Ray Graves, Vic Lindskog, Wayne Robinson, Roy Lee Caffey, Dave Lloyd, Kevin Reilly, Ray Phillips, Rich Kraynak, Matt Battaglia, Todd Bell, Jessie Small, Louis Cooper, Vaughan Johnson, Sylvester Wright, DeShawn Fogle, Jon Haskins, Barry Gardner, Jason Short, Pago Togafau, Tracy White, Daniel Te'o-Nesheim, Brian Rolle, Jason Phillips, Brad Jones

53 Walt Masters, Alex Wojciechowicz, Ken Farragut, Bob Pellegrini, John Simerson, Bob Butler, Harold Wells, Fred Whittingham, Dick Absher, Dennis Franks, Fred Smalls, Jody Schulz, Dwayne Jiles, Maurice Henry, Ivan Caesar, John Roper, Bill Romanowski, N.D. Kalu, Hugh Douglas, Mark Simoneau, Moise Fokou, Ryan Rau, Najee Goode

54 Jerry Huth, Bill Lapham, Jim Ringo, Gene Ceppetelli, Calvin Hunt, Chuck Allen, Tom Roussel, Jim Opperman, Drew Mahalic, Zack Valentine, Jon Kimmel, Alonzo Johnson, Kelly Kirchbaum, Britt Hager, Kurt Gouveia, Terry Crews, DeShawn Fogle, Jeff Herrod, Jeremiah Trotter, Tyreo Harrison, Nate Wayne, Tracy White, Brandon Graham, Jake Knott

55 Frank Bausch, Basilio Marchi, Maxie Baughan, Fred Brown, Jerry Sturm, Frank LeMaster, Mike Reichenbach, Ken Rose, Nate Dingle, Ray Farmer, Quinton Caver, Tyreo Harrison, Dhani Jones, Stewart Bradley, Darryl Tapp, Brandon Graham

56 Bill Hewitt, Fred Whittingham, Bill Hobbs, Bill Overmyer, Dean Halverson, Jerry Robinson, Byron Evans, David Brown, Joe Kelly, Darrin Smith, Mike Caldwell, Shawn Barber, Derrick Burgess, Greg Richmond, Akeem Jordan, Phillip Hunt, Bryan Braman

57 Ernie Calloway, James Reed, Mike Osborn, Mike Curcio, Bill Cowher, Tom Polley, Scott Kowalkowski, Marc Woodard, James Darling, Keith Adams, Chris Gocong, Keenan Clayton, Adrian Moten, Jason Williams, Travis Long

58 Dave Cahill, Mel Tom, Bob Creech, Rocky Colavito, Terry Tautolo, Anthony Griggs, Byron Lee, Ty Allert, Derrick Oden, Whit Marshall, Ike Reese, Trent Cole, Jordan Hicks

59 Joseph Wendlick, Mike Evans, Tom Ehlers, Al Chesley, Joel Williams, Seth Joyner, Carlos Bradley, Mike Mamula, Derrick Burgess, Mike Labinjo, Dedrick Roper, Nick Cole, Brian Rolle, DeMeco Ryans

60 Bob Suffridge, Al Thacker, Ed Michaels, Don Weedon, Chuck Bednarik

61 Tony Cemore, Joseph Frank, Gordon Paschka, Duke Maronic, John Michels, Tom Louderback, Howard Keys, Arunas Vasys, Tony Guillory, Bill Dunstan, Mark Slater, Ben Tamburello, Matt Long, Eric Floyd, Theo Adams, Steve Everitt, Giradie Mercer, Adrien Clarke, Mike Gibson, Julian Vandervelde

62 Woody Gerber, Andrew Brunski, Mike Mandarino, Augie Lio, Dan Talcott, Bill Horrell, Knox Ramsey, John Wittenborn, Jerry Mazzanti, Mike Dirks, Guy Morriss, Bill Lueck, Johnny Jackson, Pete Perot, Nick Haden, Dennis McKnight, Brian Baldinger, Guy McIntyre, Ian Beckles, Dwight Johnson, Scott Peters, Ron Johnson, Alonzo Jackson, Max Jean-Gilles, Jason Kelce

63 Ralph Fritz, Rupert Pate, Bruno Banducci, Albert Baisi, Leo Skladany, Norman Willey, Ken Huxhold, Tom Catlin, Mike Woulfe, Lynn Hoyem, Tom Luken, Ron Baker, Daryle Smith, Joe Panos, Raleigh McKenzie, David Diaz-Infante, Hank Fraley, Bryan Smith, Jeremy Clark, Danny Watkins, David Molk

64 Robert McDonough, Mario Giannelli, Menil Mavraides, Russ Carrioccio, Abe Gibron, Bob Gaona, John Simerson, Galen Laack, Stan Campbell, Roy Hord, Ed Blaine, Randy Beisler, Dean Wink, Norm Davis, Joe Jones, Ernie Janet, Ed George, Garry Puetz, Dean Miraldi, Mike Perrino, Joe Rudolph, Sean Love, Stefan Rogers, Chris Patrick, Antonio Dixon, Jeff Owens, Jake Scott, Matt Tobin

65 Bob Suffridge, Cliff Patton, Dan Rogas, Jess Richardson, Tom Dimmick, Menil Mavraides, Harold Bradley, Jerry Huth, Jim Beaver, John Mellekas, Bill Stetz, Henry Allison, Roy Kirksey, Rosie Manning, Charlie Johnson, Mark Dennard, Bob Landsee, Gary Bolden, Ron Solt, Ron Hallstrom, Moe Elewonibi, Bubba Miller, Jamaal Green, Keyonta Marshall, King Dunlap, Lane Johnson

66 John Wyhonic, Baptiste Manzini, Ed Sharkey, Frank D'Agostino, Ed Meadows, Joe Robb, Will Renfro, Bill Byrne, Bruce Van Dyke, Gordon Wright, Don Chuy, Bill Cody, Roy Kirksey, Bill Bergey, Ken Reeves, John Hudson, Mike Zandofsky, Jerry Crafts, Jeff Dellenbach, Bobbie Williams, Trey Darilek, Kimo von Oelhoffen, Dallas Reynolds, Andrew Gardner

67 Jack Sanders, John Magee, Proverb Jacobs, Pete Case, Erwin Will, Vern Winfield, Herb Dobbins, Jeff Bleamer, Lem Burnham, Gerry Feehery, Steve Gabbard, Ryan Schau, Jamaal Jackson, Dennis Kelly

EAGLES BY JERSEY NUMBER

68 Ray Romero, Maurice Nipp, Dick Murley, Bill Koman, Bill Striegel, Bobby Richards, Mark Nordquist, Blenda Gay, Dennis Nelson, Dennis Harrison, Reggie Singletary, Pete Walters, Tom McHale, Rickie Shaw, Frank Cornish, Morris Unutoa, Damian Lavergne, Steve Sciullo, Pat McCoy, Dan Klecko, Austin Howard, Kyle DeVan, Steve Vallos, Matt Tennant, Josh Andrews

69 Dave diFlippo, Joe Tyrrell, Carl Gersbach, Rich Glover, Woody Peoples, Dwaine Morris, Jeff Tupper, Jim Angelo, Bruce Collie, Burt Grossman, Harry Boatswain, George Hegamin, Jon Runyan, Evan Mathis

70 Leo Brennan, Joseph Frank, Al Wistert, Don Owens, Jim Skaggs

71 Cecil Sturgeon, Frank Hrabetin, Eberle Schultz, Ed Fiben, George Fritts, Otis Douglas, Tom Higgins, Jim Ricca, Don King, John Wilcox, Joe Lewis, Dick Hart, William Wynn, Ken Clarke, Cecil Gray, Mike Chalenski, Jermane Mayberry, Scott Young, Jason Peters

72 Hodges West, Leon Cook, Stephen Levanites, Ted Doyle, Bob Friedman, Marshall Shires, T.J. Campion, Roger Harding, Walt Stickel, Dick Steere, George Mrkonic, Jess Richardson, Frank Fuller, Floyd Peters, Wade Key, Jim Fritzsche, Dave Pacella, Kevin Allen, David Alexander, Jeff Wenzel, Joe Panos, Tra Thomas, Cedric Thornton

73 Ed Kasky, Leo Disend, Rocco Canale, Vince Bogren, Henry Gude, Alfred Bauman, Fred Hartman, Roscoe Hansen, Lum Snyder, Sid Youngelman, Ed Khayat, Jim Norton, Richard Stevens, Pete Lazetich, Steve Kenney, Paul Ryczek, Ron Heller, Lester Holmes, Jerry Crafts, Steve Martin, Oliver Ross, Jim Pyne, Kevin Dogins, Shawn Andrews, Derrick Burgess, Bobby McCray, Julian Vandervelde, Joe Kruger, Wade Smith

74 Walter Barnes, Frank Wydo, Len Szafaryn, Jerry DeLucca, Riley Gunnels, Frank Molden, Steve Smith, John Niland, Donnie Green, Leonard Mitchell, Mike Pitts, Tim Mooney, Gerald Nichols, Bernard Williams, Edward Jasper, Doug Brzezinski, Jeremy Bridges, Winston Justice, Nate Menkin

75 Bill Halverson, George Savitsky, Frank Wydo, Tom Saidock, Jim McCusker, John Meyers, Tuufuli Upersa, Houston Antwine, Dennis Wirgowski, Willie Cullars, Stan Walters, Jim Gilmore, Scott Leggett, Louis Cheek, Daryle Smith, Rob Selby, Troy Drake, John Michels, Michael Sinclair, Frank Ferrara, Dominic Furio, Juqua (Thomas) Parker, Vinny Curry

76 Lester McDonald, John Eibner, Frank Kilroy, Len Szafaryn, Volney Peters, J.D. Smith, Bob Brown, Joe Carollo, Jerry Sisemore, Adam Schreiber, Broderick Thompson, Barrett Brooks, John Welbourn, Alonzo Ephraim, Calvin Armstrong, Stacy Andrews, Reggie Wells, Phillip Hunt, Allen Barbre

77 Phil Ragazzo, Bernie Kaplan, Tex Williams, Carl Fagioli, John Eibner, Jim Kekeris, Gus Cifelli, Jim Weatherall, Don Oates, John Kapele, Ray Mansfield, Ray Rissmiller, Ernie Calloway, Gerry Philbin, Jerry Patton, Don Ratliff, Rufus Mayes, Tom Jelesky, Michael Black, Donald Evans, Antone Davis, Keith Millard, Howard Smothers, Richard Cooper, Lonnie Palelei, Artis Hicks, LaJuan Ramsey, Mike McGlynn, Demetress Bell, Damion Square, Kevin Graf, Barrett Jones

78 Mike Jarmoluk, Marion Campbell, John Baker, Dave Graham, Wayne Mass, Jim Cagle, Steve Smith, Carl Hairston, Matt Darwin, Mike Nease, Antone Davis, Hollis Thomas, Brodrick Bunkley, Victor Abiamiri, Fenuki Tupou

79 Vic Sears, Buck Lansford, Lum Snyder, Gene Gossage, Lane Howell, Mitch Sutton, Manny Sistrunk, Frank Giddens, Rusty Russell, Joe Conwell, Mike Schad, Mike Finn, Greg Jefferson, Jeremy Slechta, Jim Flanigan, Ian Allen, Todd Herremans, Tanner Hawkinson

80 Granville Harrison, Kirk Hershey, Fred Meyer, Leonard Supluski, Bert Kuczynski, Neill Armstrong, Bill Stribling, Gene Mitcham, Ken MacAfee, John Tracey, Ken Gregory, Gary Henson, Randy Beisler, Don Brumm, Clark Hoss, Don Zimmerman, Art Thoms, Luther Blue, Alvin Hooks, Byron Williams, Joe Hayes, Keith Baker, Bobby Duckworth, Cris Carter, Marvin Hargrove, Rod Harris, Reggie Lawrence, James Lofton, Reggie Johnson, Irving Fryar, Torrance Small, Billy McMullen, James Thrash, Kevin Curtis, Ron Johnson

81 Dick Humbert, Robert Priestly, Ray Reutt, Walt Nowak, John Yovicsin, Don McDonald, John O'Quinn, Willie Irvin, Bibbles Bawel, Eddie Bell, Ron Goodwin, Jim Whalen, Larry Estes, Stan Davis, Oren Middlebrook, Scott Fitzkee, Ron Smith, Kenny Jackson, Otis Grant, Shawn Beals, Henry "Gizmo" Williams, Mike Bellamy, Roy Green, Paul Richardson, Rob Carpenter, Mark Seay, Jeff Graham, Charles Johnson, Tony Stewart, Billy McMullen, Terrell Owens, Jason Avant, Jordan Matthews

82 Robert Krieger, Bill Combs, Bill Hewitt, Milton Smith, Rudy Smeja, Danny DiRenzo, Joe Restic, Tom Scott, George Tarasovic, Tim Rossovich, Bob Picard, Ken Payne, Jerrold McRae, Mike Quick, Mickey Shuler, Victor Bailey, Chris T. Jones, Karl Hankton, Dameane Douglas, L.J. Smith, Alex Smith, Clay Harbor, Emil Igwenagu

83 Jack Ferrante, Jack Smith, John Smith, Bobby Walston, Bill Quinlan, Don Hultz, Vince Papale, Rodney Parker, Tony Woodruff, Phil Smith, Kenny Jackson, Jimmie Giles, Kevin Bowman, Pat Beach, Michael Young, Ed West, Michael Timpson, Dietrich Jells, Troy Smith, Jeff Thomason, Greg Lewis, Marvin McNutt

84 Larry Cabrelli, Leslie Palmer, Hank Burnine, Leo Sugar, Mike Clark, Don Thompson, Jim Kelly, Richard Harris, Keith Krepfle, Vyto Kab, Mike McCloskey, Kenny Jackson, Anthony Edwards, Floyd Dixon, Mark Bavaro, Kelvin Martin, Freddie Solomon, Luther Broughton, Jamie Asher, Freddie Mitchell, Hank Baskett, Jordan Norwood

85 John Shonk, Tony Bova, Charles Gauer, Bob Friedlund, Jay MacDowell, Billy Hix, Bob Schnelker, Ralph Smith, Gary Ballman, Marlin McKeever, Charles Smith, Mel Hoover, Ron Johnson, Jesse Bendross, Mickey Shuler, Jeff Sydner, Art Monk, Mark Ingram, Antwuan Wyatt, Chris Fontenot, Na Brown, Freddie Milons, Sean Morey, Darnerien McCants, James Casey

86 Hal Prescott, Bob McChesney, Bud Grant, Norman Willey, Ed Cooke, Dick Stafford, Fred Hill, Charle Young, Lewis Gilbert, Ken Dunek, Steve Folsom, Al Dixon, Gregg Garrity, Mike Siano, Fred Barnett, Dialleo Burks, Luther Broughton, Justin Armour, Russell Copeland, Brian Finneran, Alex Van Dyke, Gari Scott, Antonio Freeman, Kori Dickerson, Reggie Brown, Evan Moore, Zach Ertz

87 Jack Ferrante, Andy Nacrelli, Art Powell, Dick Lucas, Bill Cronin, Dave Lince, Fred Brown, Kent Kramer, Claude Humphrey, Lawrence Sampleton, John Goode, Eric Bailey, Ron Fazio, Carlos Carson, Harper Le Bel, Maurice Johnson, Rickey Brady, Frank Wainwright, Jason Dunn, Jed Weaver, Todd Pinkston, Brent Celek

EAGLES BY JERSEY NUMBER

88 Herschel Ramsey, John Durko, Jay MacDowell, John Zilly, Bob Hudson, Jerry Watson, Gary Pettigrew, Richard Osborne, Bill Larson, John Spagnola, Keith Jackson, Jimmie Johnson, Kevin McKenzie, Luther Broughton, Mike Bartrum, Cornelius Ingram, Jeff Maehl

89 Henry Piro, Tom Miller, Fred Meyer, Ben Agajanian, Robert Krieger, John Green, Bob Oristaglio, Don Luft, John Bredice, Mike Morgan, Mike Ditka, Steve Zabel, Wally Henry, Glen Young, Dave Little, Jay Repko, Calvin Williams, Dialleo Burks, Chad Lewis, Ron Leshinski, Ed Smith, Justin Swift, Kaseem Sinceno, Matt Schobel, Martin Rucker, Garrett Mills, B.J. Cunningham

90 Aaron Brown, Mike Golic, Randall Mitchell, William Perry, Ronnie Dixon, Jon Harris, Ben Williams, Corey Simon, Darren Howard, Antonio Dixon, Clifton Geathers, Marcus Smith

91 Tim Golden, Reggie White, Ray Conlin, George Cumby, Scott Curtis, Greg Mark, Andy Harmon, Steve Martin, Uhuru Hamiter, Sam Rayburn, Ian Scott, Chris Clemons, Darryl Tapp, Trevor Laws, Fletcher Cox

92 Smiley Creswell, Reggie White

93 Tom Strauthers, John Dumbauld, Ray Phillips, David Bailey, Greg Townsend, Daniel Stubbs, Darion Conner, Pernell Davis, Levon Kirkland, Marco Coleman, Jevon Kearse, Trevor Laws, Jason Babin, Brandon Bair

94 Byron Darby, Dan McMillen, Steve Kaufusi, Leonard Renfro, Kevin Johnson, Bill Johnson, Kelly Gregg, N.D. Kalu, Montae Reagor, Jason Babin, Ricky Sapp, Derek Landri, Beau Allen

95 John Bunting, Jody Schulz, Doug Bartlett, Al Harris, Mike Flores, William Fuller, Richard Dent, Henry Slay, Tyrone Williams, Justin Ena, Jerome McDougle, Victor Abiamiri, Mychal Kendricks

96 John Sodaski, Harvey Armstrong, Clyde Simmons, Marvin Ayers, Mike Flores, Mark Gunn, Keith Rucker, Al Wallace, Paul Grasmanis, Omar Gaither, Greg Lloyd, Bennie Logan

97 Thomas Brown, Reggie Singletary, John Klingel, Jim Auer, Dick Chapura, Leon Seals, Tim Harris, Rhett Hall, Mark Wheeler, Darwin Walker, Brodrick Bunkley, Cullen Jenkins, Isaac Sopoaga, Taylor Hart

98 Mike Ditka, Greg Brown, Elois Grooms, Tommy Jeter, Michael Samson, Jimmie Jones, Brandon Whiting, Greg Richmond, Mike Patterson, Connor Barwin

99 Mel Tom, Leonard Mitchell, Joe Drake, Skip Hamilton, Greg Liter, Jerome Brown

ALL-TIME COACHES

COACH	TITLE	YEARS
Bobby April	Special Teams Coordinator	2010-12
Bobby April III	Defensive Quality Control	2011-12
Dave Atkins	Running Backs	1986-90
	Special Teams	1991
	Tight Ends	1992
Greg Austin	Assistant Offensive Line	2013-15
Jerry Azzinaro	Defensive Line/Assistant Head Coach	2013-15
Herman Ball	Offensive Coach	1964-68
Bruno Banducci	Offensive Line	1958
Quadrian Banks	Assistant Strength and Conditioning	2013-15
Frank Bausch	Assistant Coach	1941
John Becker	Running Backs	1980-82
	Wide Receivers	1983
Bert Bell	Head Coach	1936-40
Tom Bettis	Defensive Backs	1989-90
Dana Bible	Offensive Coordinator	1998
Bob Bicknell	Wide Receivers	2013-15
Jim Bollman	Tight Ends	1998
Todd Bowles	Secondary	2012
	Defensive Coordinator	2012
Tommy Brasher	Defensive Line	1985
	Defensive Line	1999-2005
	Defensive Line	2012
Zeke Bratkowski	Quarterbacks	1991-92
	Offensive Coordinator/QBs	1993-94
Bob Bronzan	Line	1958
Fred Bruney	Defensive Backs	1964-68
	Defensive Backs	1977-82
	Asst. Head Coach/Defensive Backs	1983-85
	Interim Head Coach (1 game)	1985
Larry Cabrelli	Ends	1947-50
Mike Caldwell	Defensive Quality Control	2008-09
	Assistant Linebackers	2010
	Linebackers	2011-12
Bill Callahan	Offensive Line	1995-97
Marion Campbell	Defensive Coordinator	1977-82
	Head Coach/Defensive Coordinator	1983-85
Lew Carpenter	Wide Receivers	1990-92
	Wide Receivers/Tight Ends	1993-94
Gerald Carr	Wide Receivers	1995-98
Jimmy Carr	Linebackers	1969-72
Bud Carson	Defensive Coordinator/Def. Backs	1991-94
Juan Castillo	Offensive Assistant	1995-96
	Tight Ends	1997
	Offensive Line	1998-2010
	Defensive Coordinator	2011-12
Chuck Cherundolo	Defensive Line	1962
Brad Childress	Quarterbacks	1999-2001
	Offensive Coordinator	2002-05
Erik Chinander	Assistant Defensive Line	2013
Eugene Chung	**Assistant Offensive Line/Tight Ends/Run Game**	**2016-**
Chuck Clausen	Defensive Line	1976-85
Michael Clay	Defensive Quality Control	2014
	Assistant Special Teams	2015
Tom Coughlin	Wide Receivers	1984-85
Dick Coury	Wide Receivers	1976-81
Ken Croner	Assistant Strength and Conditioning	2010
Irv Cross	Defensive Backs	1969-70
David Culley	Wide Receivers	1999-2010
	Senior Assistant/Wide Receivers	2011-12

COACH	TITLE	YEARS
Phillip Daniels	**Defensive Quality Control/Asst. Defensive Line**	**2016-**
John DaGrosa	Assistant Coach	1936-37
Ted Daisher	Special Teams Quality Control	2004-05
	Special Teams Coordinator	2009
Bill Davis Sr.	Linebackers	1976-77
	Tight Ends	1978
Bill Davis Jr.	Defensive Coordinator	2013-15
Mike Dawson	Defensive Quality Control	2013
	Assistant Defensive Line	2014-15
Ryan Day	Quarterbacks	2015
John DeFilippo	**Quarterbacks**	**2016-**
Hugh Devore	Head Coach	1956-57
Ken Donahue	Defensive Assistant	1988
Joe D'Orazio	**Offensive Quality Control/ Wide Receivers Assistant**	**2016-**
Otis Douglas	Assistant Coach	1950
Rod Dowhower	Offensive Coordinator	1999-2001
Boyd Dowler	Passing Game	1973-75
Chuck Drulis	Line	1955
Brad Ecklund	Offensive Line	1971-72
Dick Evans	Defensive Coach	1964-68
Charley Ewart	Backfield	1946-48
Tom Fears	Offensive Coordinator/Wide Receivers	1971-72
Dave Fipp	**Special Teams Coordinator**	**2013-**
Jeff Fisher	Defensive Backs	1986-88
	Defensive Coordinator/Linebackers	1989-90
Ken Flajole	**Linebackers**	**2016-**
Leslie Frazier	Defensive Backs	1999-2002
Harry Gamble	Tight Ends/Special Teams	1981-82
Frank Gansz	Tight Ends/Special Teams	1983-85
Charley Gauer	Ends	1952-61
	Offensive Coach	1969-70
Sid Gillman	Quarterbacks	1979-80
	Quarterbacks	1982
	Offensive Assistant	1985
Peter Giunta	Defensive Assistant	1991-94
Sonny Grandelius	Backfield	1962-63
Keith Gray	**Assistant Strength and Conditioning**	**2012-**
Jon Gruden	Offensive Coordinator	1995-97
Bobby Hammond	Offensive Assistant	1993-94
John Harbaugh	Special Teams Coordinator	1998-2006
	Secondary/Safeties	2007
Matthew Harper	**Assistant Special Teams**	**2013-14, 2016-**
	Assistant Defensive Backs	**2015**
Tim Hauck	**Safeties**	**2016-**
Dale Haupt	Defensive Line	1986-94
Ben Hawkins	Receivers	1982
George Hill	Linebackers	1979-84
Josh Hingst	**Strength and Conditioning**	**2013-**
Ed Hughes	Offensive Assistant	1981
	Offensive Assistant	1989
Shaun Huls	**Sports Science Coordinator**	**2013-**
John Idzik	Running Backs	1973-75
	Offensive Coordinator/Quarterbacks	1976
Ken Iman	Special Teams/Offensive Line	1976-79
	Offensive Line	1980-86
Milt Jackson	Running Backs	1985
Dick Jamieson	Running Backs	1995-96
Dick Jauron	Senior Assistant/Defensive Backs	2010
Pete Jenkins	Defensive Line	2006-08
Billy Joe	Running Backs	1979-80

ALL-TIME COACHES

COACH	TITLE	YEARS
Jim Johnson	Defensive Coordinator	1999-2008
Ronnie Jones	Strength & Conditioning	1987-88
	Strength & Conditioning/Linebackers	1989-90
John Kellison	Line	1941-50
Chip Kelly	Head Coach	2013-15
Mike Kelly	Offensive Assistant	2002
George Kenneally	Assistant Coach	1935
Walt Kiesling	Co-Head Coach	1943
Ed Khayat	Defensive Line	1971
	Head Coach	1971-72
Frank Kilroy	Assistant Coach	1957-58
Chuck Knox, Jr.	Defensive Assistant	1995-98
Rich Kotite	Offensive Coordinator/Quarterbacks	1990
	Head Coach	1991-94
Joe Kuharich	Head Coach	1964-68
Bill Lazor	Quarterbacks	2013
Dick LeBeau	Special Teams	1973-75
Marv Levy	Assistant Coach	1969
Greg Lewis	**Wide Receivers**	**2016-**
Vic Lindskog	Assistant Coach	1952-54
John Lovett	Defensive Backs	2013-14
Todd Lyght	Assistant Defensive Backs	2013-14
Johnnie Lynn	Secondary/Cornerbacks	2011
Mike McCormack	Head Coach	1973-75
Sean McDermott	Defensive Quality Control	2001-02
	Assistant Defensive Backs	2003
	Secondary Coach/Safeties	2004-06
	Linebackers	2007
	Secondary	2008
	Defensive Coordinator	2009-10
Bill McGovern	Outside Linebackers	2013-15
Bo McMillin	Head Coach	1951
Jim McMurdo	Line	1938-40
Bill McPherson	Linebackers	1978
Roger Marandino	Assistant Strength and Conditioning	2011
Ted Marchibroda	Offensive Coordinator	1984-85
Billie Matthews	Running Backs	1983-84
John Mazur	Defensive Backs	1973-75
	Defensive Coordinator/Def. Backs	1976
Tom Melvin	Offensive Asst/Quality Control	1999-2001
	Tight Ends	2002-12
Walt Michaels	Linebackers	1973-75
Heinie Miller	Assistant Coach	1940
Wayne Millner	Ends/Backfield	1951
	Head Coach	1951
Rick Minter	Inside Linebackers	2013-15
Marty Mornhinweg	Senior Assistant	2003
	Asst. Head Coach	2004-05
	Asst. Head Coach/Off. Coordinator	2006-12
Joe Moss	Defensive Line	1969-72
Howard Mudd	Offensive Line	2011-12
Bill Muir	Offensive Line	1992-94
Bill Musgrave	Offensive Assistant	1998
	Quarterbacks	2014
Matt Nagy	Offensive Quality Control	2011-12
Dan Neal	Special Teams	1986
	Special Teams/Offensive Line	1987
	Offensive Line	1988-91
Greasy Neale	Head Coach	1941-50
Laurie Niemi	Assistant Coach	1961-63
Jeff Nixon	Special Teams Quality Control	2007-10

COACH	TITLE	YEARS
Mike Nixon	Offensive Assistant	1966-68
Steve Owen	Assistant Coach	1956-57
Larry Pasquale	Special Teams	1992-94
Sean Payton	Quarterbacks	1997-98
Doug Pederson	**Offensive Quality Control**	**2009-10**
	Quarterbacks	**2011-12**
	Head Coach	**2016-**
Justin Peelle	**Assistant Tight Ends**	**2013-14**
	Tight Ends	**2015-**
Carl Peterson	Tight Ends	1976-77
Wade Phillips	Defensive Coordinator/Linebackers	1986-88
Ted Plumb	Assistant Head Coach/Offense	1986-89
Duane Putnam	Offensive Line	1976-78
John Ralston	Offensive Coordinator	1978
John Rauch	Quarterbacks	1971-72
Frank Reagan	Assistant Coach	1952-53
Mike Reed	Defensive Assistant/Quality Control	2003-06
Frank Reich	**Offensive Coordinator**	**2016-**
Andy Reid	Head Coach	1999-2012
Ray Rhodes	Head Coach	1995-98
Jess Richardson	Defensive Line	1971-72
Ron Rivera	Linebackers	1999-2003
Al Roberts	Special Teams	1988-90
Johnny Roland	Running Backs	1976-78
Barry Rubin	Strength and Conditioning Assistant	2008-09
	Strength and Conditioning	2010-12
Rod Rust	Linebackers	1976-77
Buddy Ryan	Head Coach	1986-90
John Sandusky	Offensive Line	1973-75
Jim Schwartz	**Defensive Coordinator**	**2016-**
Doug Scovil	Quarterbacks	1986-89
Rory Segrest	Special Teams Quality Control	2006
	Special Teams Coordinator	2007-08
	Defensive Line	2009-10
Buck Shaw	Head Coach	1958-60
David Shaw	Offensive Assistant	1997
Bill Shuey	Offensive Assistant/Quality Control	2003-06
	Defensive Assistant/Quality Control	2007
	Linebackers	2008-10
Pat Shurmur	Tight Ends	1999-2001
	Quarterbacks	2002-08
	Offensive Coordinator	2013-15
	Interim Head Coach	2015
Nick Skorich	Line	1958-60
	Head Coach	1961-63
Brian Smith	Assistant Linebackers	2015
Danny Smith	Special Teams	1995-96
	Defensive Backs	1997-98
Otis Smith	Assistant Secondary	2008
Steve Spagnuolo	Defensive Asst/Quality Control	1999-2000
	Defensive Backs	2001-03
	Linebackers	2004-06
Duce Staley	**Special Teams Quality Control**	**2011-12**
	Running Backs	**2013-**
Dick Stanfel	Offensive Line	1964-70
Brian Stewart	Special Assistant/Defense	2009
Lynn Stiles	Tight Ends/Special Teams	1979-81
Jeff Stoutland	**Offensive Line**	**2013-**
Abe Stuber	Backfield	1955
Press Taylor	**Offensive Quality Control**	**2013-**
Emmitt Thomas	Defensive Coordinator	1995-98
Stephen Thomas	Defensive Quality Control	2015

ALL-TIME COACHES

COACH	TITLE	YEARS
Bobby Thomason	Quarterbacks	1957
Dave Toub	Special Teams Quality Control	2001-2003
Mike Trgovac	Defensive Line	1995-98
Jim Trimble	Assistant Coach	1951
	Head Coach	1952-55
Cory Undlin	**Defensive Backs**	**2015-**
James Urban	Offensive Assistant/Quality Control	2007-08
	Quarterbacks	2009-10
Steve Van Buren	Backfield	1952
Dino Vasso	**Defensive Quality Control/Assistant Secondary**	**2016-**
Jim Vechiarella	Linebackers	1991-94
Dick Vermeil	Head Coach	1976-82
Joe Vitt	Linebackers	1995-98
Bill Walsh	Offensive Line	1987-91
Trent Walters	Secondary	2004-07
Jim Washburn	Defensive Line	2011-12
Jerry Wampfler	Defensive Line	1973-75
	Offensive Line	1979-83
Joe Wessel	Special Teams	1997

COACH	TITLE	YEARS
Mark Whipple	Offensive Assistant	2008
Jerry Williams	Assistant	1958-63
	Head Coach	1969-71
Jim Williams	Strength and Conditioning	1991-94
Ted Williams	Tight Ends	1995-96
	Running Backs	1997-2012
	Tight Ends	2013-14
Chris Wilson	**Defensive Line**	**2016-**
Mike Wolf	Strength and Conditioning	1995-2009
Dick Wood	Offensive Coordinator	1983
	Running Backs	1991-94
Lud Wray	Head Coach	1933-35
Ken Zampese	Offensive Assistant	1998
Jack Zilly	Running Backs/Special Teams	1970-72
Michael Zordich	Defensive Quality Control	2010
	Secondary/Safeties	2011-12

TRADE HISTORY

2016

- 9/7/16 – Traded CB **Eric Rowe** to New England for a 4th round draft pick in 2018
- 9/3/16 – Traded QB **Sam Bradford** to Minnesota for a first round draft pick in 2017 and a 4th round draft pick in 2018
- 8/16/16 – Traded OL **Dennis Kelly** to Tennessee for WR **Dorial Green-Beckham**
- 4/30/16 – Traded the 188th overall pick (TE **David Morgan**) to Minnesota for a 6th round pick (S **Blake Countess**) and a 7th round pick (DE **Alex McAlister**) in 2016
- 4/20/16 – Traded the 8th overall pick, a 3rd round draft choice, a 4th round draft choice, a 2017 1st round draft choice and a 2018 2nd round draft choice to the Cleveland Browns for the 2nd overall selection (QB **Carson Wentz**) and a 2017 4th round draft choice
- 3/11/16 – Traded QB **Mark Sanchez** to the Denver Broncos for a conditional 7th round draft choice
- 3/9/16 – Traded RB **DeMarco Murray** and a 4th round draft choice to the Tennessee Titans for a 4th round draft choice (traded to Cleveland)
- 3/9/16 – Traded LB **Kiko Alonso**, CB **Byron Maxwell** and the 13th overall selection to the Miami Dolphins for the 8th overall selection (traded to Cleveland)

2015

- 9/4/15 - Traded QB **Matt Barkley** to the Arizona Cardinals for a conditional 7th round draft choice in 2016
- 8/1/15 - Traded CB **Brandon Boykin** to the Pittsburgh Steelers for a conditional 5th round draft choice in 2016
- 5/2/15 - Traded the 113th overall selection (DT **Gabe Wright**) to the Detroit Lions for a 3rd round selection in 2016
- 5/1/15 - Traded the 52nd overall selection (NT **Jordan Phillips**), 145th overall selection (CB **Bobby McCain**) and the 156th overall selection (WR **Tony Lippett**) in 2015 to the Miami Dolphins for the 47th overall selection (DB **Eric Rowe**) and the 191st overall selection (DB **JaCorey Shepherd**) in 2015
- 3/10/15 - Traded QB **Nick Foles**, a 4th round draft choice in 2015 (T **Andrew Donnel**), and a 2nd round draft choice in 2016 to the St. Louis Rams for QB **Sam Bradford** and a 5th round draft choice in 2015 (traded to Miami)
- 3/10/15 - Traded RB **LeSean McCoy** to the Buffalo Bills for LB **Kiko Alonso**

2014

- 8/20/14 - Traded RB **David Fluellen** to the Indianapolis Colts for K **Cody Parkey**
- 8/19/14 - Traded a conditional 2015 7th round draft choice to the Carolina Panthers for RB **Kenjon Barner**
- 5/10/14 - Traded RB **Bryce Brown** and a 2014 7th round draft choice (T **Seantrel Henderson**) to the Buffalo Bills for a 2014 7th round draft choice (DT **Beau Allen**) and a 2015 4th round draft choice (traded to Detroit)
- 5/9/14 - Traded a 3rd round draft choice (DT **Louis Nix**) to the Houston Texans for a 4th round draft choice (DB **Jaylen Watkins**) and a 5th round draft choice (DE **Taylor Hart**)
- 5/9/14 - Traded a 2nd round draft choice (RB **Bishop Sankey**) and a 4th round draft choice (S **Marqueston Huff**) to the Tennessee Titans for a 2nd round draft choice (WR **Jordan Matthews**)
- 5/8/14 - Traded a 1st round draft choice (QB **Johnny Manziel**) to the Cleveland Browns for a 1st round draft choice (LB **Marcus Smith**) and a 3rd round draft choice (traded to Houston)
- 3/13/14 - Traded a 2014 5th round draft choice (LB **Ronald Powell**) to the New Orleans Saints for RB **Darren Sproles**

2013

- 10/29/13 - Traded DT **Isaac Sopoaga** and a 2014 6th round draft choice (DE **Zach Moore**) to the New England Patriots for a 2014 5th round draft choice (traded to New Orleans)
- 8/23/13 - Traded RB **Felix Jones** to the Pittsburgh Steelers for LB **Adrian Robinson**
- 8/12/13 - Traded OL **Nate Menkin** to the Houston Texans for WR **Jeff Maehl**
- 4/27/13 - Traded a 4th round draft choice (WR **Ace Sanders**) and a 7th round draft choice (CB **DeMetrius McCray**) to the Jacksonville Jaguars for a 4th round draft choice (QB **Matt Barkley**)
- 4/11/13 - Traded RB **Dion Lewis** to the Cleveland Browns for LB **Emmanuel Acho**
- 3/28/13 - Traded FB **Stanley Havili** to the Indianapolis Colts for DE **Clifton Geathers**
- 3/15/13 - Traded a 2013 6th round draft choice (G **Jeff Baca**) and a 2014 conditional draft choice to the Tampa Bay Buccaneers for WR **Arrelious Benn** and a 2013 7th round draft choice (CB **Jordan Poyer**)

2012

- 8/31/12 - Acquired S **David Sims** from the Cleveland Browns for a 2013 conditional draft choice (DE **Joe Kruger**)
- 8/2/12 - Traded LB **Moise Fokou** and LB **Greg Lloyd** to the Indianapolis Colts for CB **Kevin Thomas** and a conditional 7th round draft choice
- 7/22/12 - Traded CB **D.J. Johnson** to the Indianapolis Colts for DT **Ollie Ogbu**
- 4/27/12 - Traded a 2nd round draft choice (DT **Jerel Worthy**) to the Green Bay Packers for a 2nd round draft choice (DE **Vinny Curry**) and a 4th round draft choice (CB **Brandon Boykin**)
- 4/26/12 - Traded a 1st round draft choice (DE **Bruce Irvin**), a 4th round draft choice (DT **Jaye Howard**), and a 6th round draft choice (CB **Jeremy Lane**) to the Seattle Seahawks for a 1st round draft choice (DT **Fletcher Cox**)
- 4/25/12 - Traded CB **Asante Samuel** to the Atlanta Falcons for a 7th round draft choice (RB **Bryce Brown**)
- 3/20/12 - Traded a 3rd round draft choice (G **Brandon Brooks**) and a 4th round draft choice (C **Ben Jones**) to the Houston Texans for LB **DeMeco Ryans** and a 3rd round pick (QB **Nick Foles**)
- 3/14/12 - Traded T **Winston Justice** and a 6th round draft choice (S **Josh Bush**) to the Indianapolis Colts for a 6th round draft choice (traded to Seattle)

2011

- 8/1/11 - Traded DT **Brodrick Bunkley** to the Denver Broncos in exchange for an 6th draft choice in 2013 (traded to Tampa Bay)
- 7/28/11 - Traded QB **Kevin Kolb** to Arizona for CB **Dominique Rodgers-Cromartie** and a 2nd round draft choice in 2012
- 4/30/11 - Traded a 6th round draft choice (LB **Markell Carter**) to New England for a 6th round draft choice (LB **Brian Rolle**)
- 4/30/11 - Traded a 5th round draft choice (WR **Jeremy Kerley**) and a 7th round draft choice (WR **Scotty McKnight**) to the NY Jets for a 5th round draft choice (G **Julian Vandervelde**) and a 6th round draft choice (traded to New England later in draft)
- 4/30/11 - Traded a 4th round draft choice (TE **Luke Stocker**) to Tampa Bay for a 4th round draft choice (LB **Casey Matthews**) and a 4th round draft choice in 2012

TRADE HISTORY

- 4/29/11 - Traded a 3rd round draft choice (T **Jah Reid**) to Baltimore for a 3rd round draft choice (CB **Curtis Marsh**) and a 6th round draft choice (C **Jason Kelce**)

2010

- 10/13/10 - Traded RB **Mike Bell** to the Cleveland Browns for RB **Jerome Harrison**
- 9/4/10 - Traded G **Stacy Andrews** to Seattle for a 7th round pick in 2011 ... Traded LB **Tracy White** and a 7th round pick (OLB **Travis Lewis**) to New England for a 2012 6th round pick (G **Brandon Washington**)
- 9/3/10 - Traded an undisclosed draft choice in 2011 to Arizona for OL **Reggie Wells**
- 8/30/10 - Traded FB **Charles Scott** to Arizona for CB **Jorrick Calvin**
- 7/30/10 - Traded LB **Joe Mays** to Denver for RB **J.J. Arrington** or a 2012 conditional draft choice (compensation - 2012 6th round pick - WR **Marvin McNutt**)
- 4/24/10 - Traded a 6th round draft choice in 2011 to Detroit for a 7th round draft choice (LB **Jamar Chaney**)
- 4/24/10 - Traded a 5th round draft choice (DT **Cam Thomas**) to San Diego for a 5th round draft choice (WR **Riley Cooper**) and a 5th round draft choice in 2011 (RB **Dion Lewis**)
- 4/23/10 - Traded a 3rd round draft choice (S **Morgan Burnett)** to Green Bay for a 3rd round draft choice (DE **Daniel Te'o-Nesheim**) and a 4th round draft choice (QB **Mike Kafka**)
- 4/23/10 - Traded a 2nd round draft choice (RB **Montario Hardesty**) to Cleveland for a 3rd round draft choice (later traded to Green Bay) and two 5th round draft choices (DE **Ricky Sapp** and the other was traded to San Diego, who selected DT **Cam Thomas**)
- 4/23/10 - Traded a 2nd round draft choice (LB **Sean Lee**) to Dallas for a 2nd round draft choice (later traded to Cleveland) and a 4th round draft choice (TE **Clay Harbor**)
- 4/22/10 - Traded a 1st round draft choice (traded to New England and then to Dallas who selected WR **Dez Bryant**) and two 3rd round draft choices (one was traded to Seattle and then to Baltimore who selected TE **Ed Dickson** and the other was used to select WR **Eric Decker**) to Denver for a 1st round draft choice (DE **Brandon Graham**)
- 4/19/10 - Acquired LB **Ernie Sims** from the Detroit Lions in three-team trade. Sent a 5th round draft pick in 2010 to Denver (CB **Perrish Cox**), who sent TE **Tony Scheffler** and a 7th round pick (traded to Philadelphia who selected LB **Jamar Chaney**) to Detroit
- 4/4/10 - Traded QB **Donovan McNabb** to Washington for a 2nd round draft choice (S **Nate Allen**) in 2010 and a 3rd or 4th round draft choice in 2011 (traded to Tampa Bay)
- 4/2/10 - Traded CB **Sheldon Brown** and LB **Chris Gocong** to Cleveland for LB **Alex Hall**, and a 4th (CB **Trevard Lindley**) and a 5th round draft choice in 2010 (traded to Denver in 3-team trade for LB **Ernie Sims**)
- 3/16/10 - Traded DE **Chris Clemons** and a 4th round draft choice in 2010 to Seattle for DE **Darryl Tapp**
- 3/8/10 - Traded WR **Reggie Brown** to Tampa Bay for an undisclosed draft choice in 2011

2009

- 10/20/09 - Traded WR **Brandon Gibson** and a 5th round draft choice in 2010 (traded to Miami who selected S **Reshad Jones**) to St. Louis for LB **Will Witherspoon**
- 4/26/09 - Traded a 7th round draft choice (P **Pat McAfee**) to Indianapolis for a 6th round draft choice in 2010 (RB **Charles Scott**)
- 4/26/09 - Traded a 5th round draft choice (P **Thomas Morstead**) to New Orleans for a 7th round draft choice (traded to Indianapolis who selected P **Pat McAfee**) and a 5th round draft choice in 2010 (traded to St. Louis along with WR **Brandon Gibson** for LB **Will Witherspoon**)
- 4/26/09 - Traded two 5th round draft choices (137th, traded to Baltimore who selected LB **Jason Phillips** and 141st, traded to Denver who selected WR **Kenny McKinley**) to New England for CB **Ellis Hobbs**
- 4/26/09 - Traded a 3rd round draft choice (WR **Deon Butler**) to Seattle for a 5th round draft choice (137th, traded to New England for CB **Ellis Hobbs**), a 7th round draft choice (G **Paul Fanaika**) and a 3rd round draft choice in 2010 (traded to Denver)
- 4/26/09 - Traded a 3rd round draft choice (WR **Ramses Barden**) to NY Giants for a 3rd round draft choice (91st, traded to Seattle later in draft) and a 5th round draft choice (164th, traded to New Orleans later in draft)
- 4/25/09 - Traded a 1st round pick (C **Alex Mack**) and a 6th round draft choice (RB **James Davis**) to Cleveland for a 1st round draft choice (WR **Jeremy Maclin**)
- 4/20/09 - Traded a 1st round pick in 2009 (OL **Eric Wood**), a 4th round pick in 2009 (TE **Shawn Nelson**) and a 6th round pick in 2010 (DE **Danny Batten**) to Buffalo for T **Jason Peters**
- 3/5/09 - Traded WR **Greg Lewis** and a 7th round draft choice in 2010 (traded to Denver and then to Washington who selected T **Selvish Capers**) to the New England Patriots for a 5th round draft pick in 2009 (T **Fenuki Tupou**)
- 2/28/09 - Traded CB **Lito Sheppard** and a 5th round pick in 2010 (traded to Arizona who selected QB **John Skelton**) to the NY Jets for a 5th round draft pick in 2009 (TE **Cornelius Ingram**) and a 4th round draft pick in 2010 (traded to Seattle along with DE **Chris Clemons** for DE **Darryl Tapp**)

2008

- 6/6/08 - Traded a conditional draft pick in 2009 (no draft pick traded) to Indianapolis in exchange for FB **Luke Lawton**
- 4/27/08 - Traded a 6th round draft pick to Cleveland (WR **Paul Hubbard**) in exchange for a 5th round draft pick in 2009 (traded to New England for CB **Ellis Hobbs**)
- 4/26/08 - Traded a 1st round draft pick (T **Jeff Otah**) to Carolina in exchange for a 2nd round draft pick (traded to Minnesota, see next trade), a 4th round draft pick (G **Mike McGlynn**), and a 1st round draft pick in 2009 (traded to Buffalo in **Jason Peters**' deal)
- 4/26/08 - Traded a 2nd round draft pick (FS **Tyrell Johnson**) and a 5th round draft pick (DT **Letroy Guion**) to Minnesota in exchange for a 2nd round draft pick (DT **Trevor Laws**) and a 4th round draft pick (FS **Quintin Demps**)
- 4/26/08 - Traded a 4th round draft pick (traded to Chicago then to Tampa Bay, who selected DT **Dre Moore**) in exchange for RB **Lorenzo Booker**

TRADE HISTORY

2007

- 8/28/07 - Traded QB **Kelly Holcomb** to Minnesota for an undisclosed draft pick in 2009 (used in a 2009 draft day trade with Cleveland that landed WR **Jeremy Maclin**)
- 4/28/07 - Traded a 1st round draft pick (DE **Anthony Spencer**) to Dallas in exchange for a 2nd round draft pick (QB **Kevin Kolb**), a 3rd round draft pick (LB **Stewart Bradley**), and a 5th round draft pick (S **C.J. Gaddis**)
- 3/26/07 - Traded DT **Darwin Walker** and a 2008 conditional draft choice (7th round, WR **Steve Johnson**) to Buffalo for LB **Takeo Spikes** and QB **Kelly Holcomb**

2006

- 9/2/06 - Traded C **Hank Fraley** to the Cleveland Browns for a 6th round draft pick in 2008. Traded FB **Josh Parry** to the Seattle Seahawks for a 7th round draft choice in 2008 (T **King Dunlap**)
- 8/28/06 - Traded LB **Mark Simoneau** and a conditional 4th round draft choice in 2007 to New Orleans (who traded the pick to the San Francisco 49ers who used it to select S **Dashon Goldson**) for WR **Donté Stallworth**
- 5/18/06 - Traded WR **Billy McMullen** to Minnesota for WR **Hank Baskett**
- 4/30/06 - Traded a 4th round pick (WR **Will Blackmon**) and a 6th round pick (FS **Tyrone Culver**), both of which were acquired from Minnesota for own 4th round pick (DE **Ray Edwards**) and G **Artis Hicks**, to Green Bay for a 4th round pick (WR **Jason Avant**)
- 4/30/06 - Traded own 4th round pick (T **Jahri Evans**) and DT **Hollis Thomas** for a 4th round pick (G **Max Jean-Gilles**)
- 4/29/06 - Traded own 3rd round draft choice (LB **Anthony Schlegel**) and own 7th round pick (DT **Adam Titus**) for a 3rd round pick (LB **Chris Gocong**)
- 4/29/06 - Traded own 2nd round draft choice (RB **LenDale White**) and own 4th round pick to Tennessee for a 2nd round draft pick (T **Winston Justice**). Tennessee traded the 4th round pick (LB **Stephen Tulloch**) to Dallas

2005

- 4/24/05 - Traded own 5th round draft choice (FS **Michael Hawkins**), 6th round draft choice, and own 7th round draft choice (SS **Kurt Campbell**) to Green Bay for a 4th round draft choice (T **Todd Herremans**). Philadelphia traded the 6th round pick to Green Bay who then traded it to New England, who then traded it to Oakland, who selected DT **Anttaj Hawthorne**
- 4/24/05 - Traded own 4th round draft choice (DE **Chris Canty**) and a 6th round draft choice in 2006 to Dallas for a 5th round draft choice (traded to Indianapolis) and a 4th round draft choice in 2006 (traded to Tennessee) ... Traded the 5th round (DE **Jonathan Welsh**) choice to Indianapolis for a 4th round draft choice in 2006
- 4/23/05 - Traded own 3rd round draft choice (T **Adam Snyder**) to San Francisco for a 4th round draft choice (S **Sean Considine**) and a 6th round draft choice (see trade two above)

2004

- 9/5/04 - Agreed to send a conditional 2005 draft choice (6th round, CB **Derrick Johnson**) to the San Francisco 49ers to complete the trade that sent WR **Terrell Owens** to the Eagles and DE **Brandon Whiting** to the 49ers
- 4/25/04 - Traded G **John Welbourn** to Kansas City for a 5th round pick in 2004 (FB **Thomas Tapeh**) and a 3rd round pick in 2005 (RB **Ryan Moats**)
- 4/24/04 - Traded a 1st and 2nd round pick (CB **Shawntae Spencer**) to San Francisco for the 16th overall pick (T/G **Shawn Andrews**). The 49ers traded the 1st round pick to Carolina who chose CB **Chris Gamble**
- 4/3/04 - Traded QB **A.J. Feeley** to Miami for a 2nd round pick in 2005 (WR **Reggie Brown**)
- 3/30/04 - Traded WR **James Thrash** to Washington for a 5th round draft pick in 2005 (LB/DE **Trent Cole**)
- 3/16/04 - In a three-team deal, traded a 5th round pick to Baltimore and DE **Brandon Whiting** to San Francisco in exchange for WR **Terrell Owens**. The Ravens traded traded the 5th round pick to Miami who chose SS **Tony Bua**

2003

- 8/30/03 - Traded WR **Freddie Milons** to Pittsburgh for a conditional, future draft pick (no pick exchanged)
- 4/26/03 - Traded a 1st round pick (CB **Sammy Davis**) and a 2nd round pick (FS **Terrence Kiel**) to San Diego for the 15th overall pick in the 2003 draft (DE **Jerome McDougle**)
- 4/26/03 - Traded a 5th round pick (LB **Hunter Hillenmeyer**) to Green Bay for a 6th round pick (T/G **Jeremy Bridges**) and a 7th round pick (S **Norman LeJeune**)
- 4/26/03 - Traded a 7th round choice (CB **Chris Johnson**) to Green Bay for a 6th round pick (QB **Andy Hall**) in 2004
- 3/4/03 - Traded a 6th round pick (DB **Waine Bacon**) in 2003 and a 4th round pick in 2004 to Atlanta for LB **Mark Simoneau**. The Falcons traded the 4th round pick to Indianapolis who chose CB **Jason David**
- 2/28/03 - Traded CB **Al Harris** and a 4th round pick in 2003 to Green Bay for a 2nd round pick (TE **L.J. Smith**). The Packers traded the 4th round pick to Buffalo who chose WR **Sam Aiken**

2001

- 4/21/01 - Traded a 3rd round pick (LB **Morlon Greenwood**) and a 6th round pick (DE **Otis Leverette**) to Miami for a 2nd round pick in 2002 (CB **Sheldon Brown**)

2000

- 8/25/00 - Traded CB/KR **Allen Rossum** to Green Bay for an undisclosed draft pick (5th round, TE **Tony Stewart**)
- 4/16/00 - Traded a 4th round pick (WR **Trevor Gaylor**) to San Diego for a 3rd round pick in 2001 (DE **Derrick Burgess**). The pick traded to the Chargers was obtained from a trade with Detroit for a 5th round pick (S **Ty Talton**) in 1999
- 4/16/00 - Traded TE **Kaseem Sinceno** to Green Bay for TE **Jeff Thomason**
- 4/15/00 - Traded a 3rd round (TE **Erron Kinney**) and 5th round pick (SS **Aric Morris**) to Tennessee for a 2nd round pick (G **Bobbie Williams**) in 2000

1999

- 9/5/99 - Traded an undisclosed draft pick (7th round, TE **Mike Roberg**) to Carolina for TE **Luther Broughton**
- 9/1/99 - Traded DE **Jon Harris** to Green Bay for T **John Michaels**
- 8/24/99 - Traded QB **Bobby Hoying** to Oakland for an undisclosed, conditional draft pick (6th round, DE **John Frank**)
- 4/28/99 - Traded QB **Rodney Peete** to Washington for a 6th round pick (C **John Romero**)

TRADE HISTORY

1998

- 8/30/98- Traded a future, conditional draft pick to New England (7th round) for WR **Dietrich Jells**. The Patriots traded the pick to San Francisco who chose QB **Tim Rattay**
- 4/19/98- Traded a 3rd round pick (WR **Brian Alford**) to the New York Giants for a 3rd round pick (CB/KR **Allen Rossum**) and 4th round pick (CB **Clarence Love**) ... Traded a 4th round pick (DE **Lorenzo Bromell**) to Miami for a 4th round pick (DT/DE **Brandon Whiting**) and a 5th round pick (LB **Ike Reese**) ... Traded a 6th round pick (DE **Eric Ogbogu**) to the New York Jets for WR **Jeff Graham** ... Traded a 7th round pick (C **Trey Teague**) to Denver for a 6th round pick (WR **Troy Smith**) in 1999
- 3/13/98- Traded a 2nd round and 5th round (LB **Casey Dailey**) pick to the New York Jets for DE **Hugh Douglas**. The Jets traded the 2nd round pick to Pittsburgh who chose DT **Jeremy Staat**

1997

- 8/27/97 - Traded an undisclosed pick of player/pick to Baltimore for CB **Willie Clark**
- 8/24/97 - Traded G **Ben Cavil** to Baltimore for undisclosed terms.
- 8/22/97 - Acquired G **Sean Love** from the New York Jets for past considerations
- 4/19/97 - Traded a 1st round pick (TE **David LaFleur**) to Dallas for a 1st round (DE **Jon Harris**) and 5th round (TE **Luther Broughton**) picks in 1997 and a 3rd round pick (LB **Jeremiah Trotter**) in 1998 ... Traded a 2nd round pick (FB **Marc Edwards**) to San Francisco for a 2nd round pick (LB **James Darling**), a 6th round (WR **Antuwan Wyatt**), and a 7th round pick (CB **Deauntae Brown**) ... Traded a 3rd round pick (CB **Ty Howard**) and a 6th round pick (LB **Tony McCombs**) to Arizona for a 3rd round pick (RB **Duce Staley**)
- 4/18/97 - Traded DT **Ronnie Dixon** to the New York Jets for a 7th round pick (QB **Koy Detmer**) in 1997

1995

- 8/27/95 - Traded T **Joe Sims** to Green Bay for an undisclosed pick in 1995 (6th round, TE **Tony Johnson**)
- 8/21/95 - Traded a conditional, undisclosed draft pick (7th round) to Cleveland for DT **Ronnie Dixon**
- 4/23/95 - Traded a 5th round pick (WR **Mike Miller**) in 1995 and a 5th round pick in 1996 to Cleveland for a 4th round pick (QB **David Barr**). The 5th round pick to Baltimore was traded to Dallas who chose G **Kenneth McDaniel** ... Traded a 5th round pick (FB **Ryan Christopherson**) and a 7th round pick (WR **Curtis Marsh**) to Jacksonville for a 6th round pick (FB **Fred McCray**) and two 7th round picks (RB **Kevin Bouie** and T **Howard Smothers**)
- 4/22/95 - Traded a 1st round pick (DT **Warren Sapp**) and two 2nd round picks (DB **Melvin Johnson** and the other was traded to Dallas, who chose G **Shane Hannah**) to Tampa Bay for the 7th overall selection (DE **Mike Mamula**) and a 3rd round pick (DE **Greg Jefferson**) ... Traded WR **Victor Bailey** and a 4th round pick to Kansas City for a 2nd round pick (CB **Bobby Taylor**) in 1995 and a 6th round pick (WR **Phillip Riley**) in 1996. The Chiefs traded the 4th round pick to New England who chose C **David Wohlabaugh**

NFL HONORS

NFL MVP/PLAYER OF THE YEAR
1960 Norm Van Brocklin, QB (UP, AP, NE, SN, MX)
1965 Pete Retzlaff, TE (MX)
1980 Ron Jaworski, QB (MX)
1988 Randall Cunningham, QB (MX)
1990 Randall Cunningham, QB (FW, MX)
2010 Michael Vick (MX)

NFC MVP/PLAYER OF THE YEAR
1980 Ron Jaworski, QB (UP)
2000 Donovan McNabb, QB (CBS)
2004 Donovan McNabb, QB (CBS)

NFL OFFENSIVE MVP/PLAYER OF THE YEAR
1990 Randall Cunningham, QB (PW)

NFC OFFENSIVE MVP/PLAYER OF THE YEAR
1990 Randall Cunningham, QB (UP, KC)
2004 Donovan McNabb, QB (KC)
2010 Michael Vick, QB (KC)
2013 LeSean McCoy, RB (KC)

NFL DEFENSIVE MVP/PLAYER OF THE YEAR
1987 Reggie White, DE (AP, NE, PW)
1991 Reggie White, DE (PW)

NFC DEFENSIVE MVP/PLAYER OF THE YEAR
1987 Reggie White, DE (UP, KC)
1991 Reggie White, DE (UP)
1993 Eric Allen, CB (UP)

NFL ROOKIE OF THE YEAR
1951 Bobby Walston, TE/K
1988 Keith Jackson, TE (SN)

NFC ROOKIE OF THE YEAR
1973 Charle Young, TE (UP)
1984 Paul McFadden, K (UP)

NFL COMEBACK PLAYER OF THE YEAR
1973 Roman Gabriel, QB (PW)
1991 Jim McMahon, QB (PW)
1992 Randall Cunningham, QB (PW)
2010 Michael Vick, QB (AP, PW, SN)

FedEx GROUND PLAYER OF THE YEAR
2011 LeSean McCoy
2013 LeSean McCoy

NFL COACH OF THE YEAR
1948 Greasy Neale (SN)
1960 Buck Shaw (UP, AP)
1979 Dick Vermeil (SN, PW)
1995 Ray Rhodes (AP, SN, MX, NFL Films)
2000 Andy Reid (SN, MX, FD)
2002 Andy Reid (AP, MX, PW, SN)
2010 Andy Reid (MX)
2013 Chip Kelly (MX)

ASSISTANT COACH OF THE YEAR
2010 Marty Mornhinweg (PW)

NFC COACH OF THE YEAR
1978 Dick Vermeil (FW, UP, KC)
1979 Dick Vermeil (FW, KC)
1995 Ray Rhodes (UP, KC)
2002 Andy Reid (KC)

EAGLES ALL-PRO SELECTIONS
1933 Swede Hanson, B (OF, CN, GB)
1934 Swede Hanson, B (OF, GB)
1935 Joe Carter, E (GB), Ed Manske, E (GB)
1936 Joe Carter, E (EY, CN)
1937 Bill Hewitt, E (OF, UP, IN, NY)
1938 Joe Carter, E (FW, NY), Bill Hewitt, E (OF,UP,FW,IN,NY,EY)
1939 Davey O'Brien, B (OF, UP, FW, NY, EY)
1940 Dick Bassi, G (EY, HA), Don Looney, E (OF, NY, EY, HA), Davey O'Brien, B (OF)
1941 Dick Humbert, E (NY), Phil Ragazzo, T (UP), Bob Suffridge, G (NY)
1942 Tommy Thompson, B (IN, NY)
1943 Jack Hinkle, B (AP, UP, PF, HA), Eberle Schultz, G (PF), Vic Sears, T (AP, UP, NY, IN), Ernie Steele, B (UP), Roy Zimmerman, B (AP)
1944 Steve Van Buren, B (AP, UP, NY), Al Wistert, T (AP, UP, IN, NY), Roy Zimmerman, B (UP, IN, NY)
1945 Bruno Banducci, G (NY), Jack Ferrante, E (UP, NY), Vic Sears, T (UP, IN), Steve Van Buren, B (AP, UP, IN, NY, PF, HA), Al Wistert, T (AP, UP, IN, NY, PF, HA)
1946 Augie Lio, G (UP, NY), Steve Van Buren, HB (UP, NY, PF), Al Wistert, T (AP, UP, NY, PF)
1947 Pete Pihos, E (PF), Al Wistert, T (AP, UP, NY, PF, HA), Steve Van Buren, HB (AP, UP, NY, PF)
1948 Bucko Kilroy, G (UP), Joe Muha, FB (UP, PF, HA), Pete Pihos, E (AP, SN, UP, NY, PF, HA), Tommy Thompson, QB (AP, UP, NY, PF), Steve Van Buren, HB (AP, UP, SN, NY, PF), Al Wistert, T (SN, UP, NY, PF, HA)
1949 Jack Ferrante, E (NY), Bucko Kilroy, G (UP, NY), Cliff Patton, G (UP), Pete Pihos, E (AP, IN, UP, NY), Vic Sears, T (UP, NY), Tommy Thompson, QB (UP, NY) Steve Van Buren, HB (AP, IN, UP, NY), Al Wistert, T (IN)
1950 Chuck Bednarik, C (AP, NY), Bucko Kilroy, G (UP, NY), Joe Muha, C (NY), Pete Pihos, E UP, (NY), Vic Sears, T (NY), Steve Van Buren, HB (UP, NY), Al Wistert, T (NY)
1951 Chuck Bednarik, LB (AP, UP, NY), Bucko Kilroy, MG (NY), Vic Lindskog, C (AP), Bobby Walston, E (UP), Al Wistert, T (NY)
1952 Chuck Bednarik, LB (AP, UP), Bucko Kilroy, MG (AP, UP), Pete Pihos, DE (AP, UP, NY), Vic Sears, DT (AP, NY), Lum Snyder, T (NY)
1953 Chuck Bednarik, LB (AP, UP, NY), Bucko Kilroy, MG (UP, NY), Pete Pihos, E (AP, UP, NY), Lum Snyder, T (UP), Bobby Thompson, QB (NY), Norm Willey, DE (UP, NY), Frank Wydo, T (NY)
1954 Chuck Bednarik, LB (AP, UP, SN, NY), Bucko Kilroy, MG (AP, UP, SN), Pete Pihos, E (AP, UP, SN, NY), Ken Snyder, T (AP, UP, NY), Norm Willey, DE (AP, UP, NY)

EAGLES ALL-PRO SELECTIONS (continued)

1955 Chuck Bednarik, LB (AP, UP, NE, NY), Pete Pihos, E (AP, UP, NE, SN, NY), Wayne Robinson, LB (SN), Tom Scott, DE (SN), Lum Snyder, T (NE), Norm Willey, DE (UP)

1956 Chuck Bednarik, LB (AP, UP, NE, NY), Tom Scott, DE (NE)

1957 Chuck Bednarik, LB (AP, UP, NE, NY)

1958 Pete Retzlaff, E (AP, UP, NE, NY)

1959 Tom Brookshier, DB (AP, UP, NE), Tommy McDonald, E (AP, UP)

1960 Chuck Bednarik, C and LB (AP, UP, NY), Tom Brookshier, CB (AP, UP, NE, NY), Don Burroughs, S (AP, NE, NY), Tommy McDonald, E (UP, NE, NY), Jess Richardson, DT (UP), Norm Van Brocklin, QB (AP, UP, NE, NY)

1961 Maxie Baughan, LB (UP, NY), Chuck Bednarik, C (UP), Don Burroughs, S (UP, NE, NY), Sonny Jurgensen, QB (AP, UP), Tommy McDonald, WR (UP, NE, NY), Leo Sugar, DE (UP)

1962 Don Burroughs, S (NE), Tommy McDonald, E (AP, NE)

1963 Tim Brown, RB (UP, NE, NY)

1964 Bob Brown, T (AP), Maxie Baughan, OLB (AP, NY), Pete Retzlaff, TE (AP, UP, NE, NY), Jim Ringo, C (AP, UP, NE,NY)

1965 Maxie Baughan, OLB (AP), Bob Brown, T (AP, NE, NY), Tim Brown, RB (AP, UP, NY), Pete Retzlaff, TE (AP, UP, NE, NY)

1966 Bob Brown, T (AP, UP, NE, FW, NY), Tim Brown, RB (NY), Pete Retzlaff, TE (NY), Jim Ringo, C (AP)

1967 Bob Brown, T (AP, UP)

1968 Bob Brown, T (FW, AP, UP, NE, NY, PW), Tom Woodeshick, RB (AP)

1969 Tom Woodeshick, RB (AP, UP, NY)

1971 Bill Bradley, S (AP, FW, PW)

1972 Bill Bradley, S (AP, FW, NE, PW), Harold Jackson, WR (AP, FW, NE)

1973 Bill Bradley, S (AP, FW, NE), Harold Carmichael, WR (AP, FW, NE, PW), Charle Young, TE (AP, FW, NE, PW)

1974 Bill Bergey, MLB (AP, FW, NE, PW), Charle Young, TE (AP, FW, NE)

1975 Bill Bergey, MLB (AP, NE), Charle Young, TE (AP, FW, NE, PW)

1976 Bill Bergey, MLB (AP, FW, NE)

1977 Bill Bergey, MLB (AP, FW, NE)

1978 Bill Bergey, MLB (AP, PW), Wilbert Montgomery, RB (AP)

1979 Harold Carmichael, WR (AP), Charlie Johnson, DT (NE), Wilbert Montgomery, RB (AP), Stan Walters, T (AP)

1980 Harold Carmichael, WR (NE), Charlie Johnson, DT (AP, NE), Randy Logan, S (AP, NE), Jerry Robinson, OLB (AP)

1981 Charlie Johnson, DT (AP), Jerry Robinson, OLB (AP, FW), Roynell Young, CB (AP, NE)

1983 Mike Quick, WR (AP, NE, PW), Jerry Robinson, ILB (NE)

1984 Wes Hopkins, S (NE)

1985 Wes Hopkins, S (AP, FW, NE, SN), Mike Quick, WR (AP, NE, SN)

1986 Reggie White, DT (AP, WA, NE)

1987 Mike Quick, WR (NE), Reggie White, DE (AP, FW, NE, SN, PW)

1988 Randall Cunningham, QB (AP), Keith Jackson, TE (AP, FW, NE, SN, PW), Reggie White, DE (AP, FW, NE, SN, PW)

1989 Eric Allen, CB (AP, NE, PW), Jerome Brown, DT (NE), Keith Jackson, TE (AP, FW, SN), Reggie White, DE (AP, FW, NE, PW)

1990 Jerome Brown, DT (AP), Randall Cunningham, QB (FW, PW), Byron Evans, ILB (NE), Keith Jackson, TE (AP, FW, NE, SN, PW), Reggie White, DE (AP, FW, NE, PW)

1991 Eric Allen, CB (AP, NE), Jerome Brown, DT (AP, FW, SN, PW), Seth Joyner, OLB (AP, FW, NE), Clyde Simmons, DE (AP, FW, SN, PW, NE), Reggie White, DE (AP, FW, SN, PW, NE)

1992 Randall Cunningham, QB (AP), Byron Evans, ILB (NE), Seth Joyner, OLB (AP, NE), Vai Sikahema, KR (NE), Clyde Simmons, DE (AP), Reggie White, DE (AP, FW, NE)

1993 Eric Allen, CB (AP), Seth Joyner, OLB (FW)

1995 William Fuller, DE (AP), Andy Harmon, DT (AP), William Thomas, OLB (AP)

2000 Hugh Douglas, DE (AP, PW, SN), Jeremiah Trotter, LB (AP)

2001 David Akers, K (AP, PW, SN), Brian Dawkins, FS (AP, PW, SN), Corey Simon, DT (FD)

2002 David Akers, K (SN, CN, PW), Brian Dawkins, FS (AP, PW, SN, CN, UW), Hugh Douglas, DE (AP), Jermane Mayberry, G (AP, CN, PW), Bobby Taylor, CB (AP, PW), Tra Thomas, T (AP, SN, UW), Troy Vincent, CB (AP, CN)

2004 David Akers, K (AP, PW), Brian Dawkins, FS (AP, CN, SN, PW, FD), Michael Lewis, SS (FD, PW), Terrell Owens, WR (AP, CN, SN, FD, PW), Ike Reese, ST/LB (PW), Lito Sheppard, CB (AP, CN, FD, PW), Tra Thomas, T (PW)

2006 Shawn Andrews, G (AP, SN, UW), Brian Dawkins, FS (AP, UW)

2007 Brian Westbrook, RB (AP, UW, PW)

2008 Quintin Mikell, SS (AP)

2009 David Akers, K (AP, SN), Trent Cole, DE (AP), DeSean Jackson, PR (AP, SN, PW), Asante Samuel, CB (AP), Leonard Weaver, FB (AP)

2010 David Akers, K (AP, SN), Quintin Mikell, SS (AP), Jason Peters, T (AP), Asante Samuel, CB (PW, SN)

2011 Jason Babin, DE (AP, SN), LeSean McCoy, RB (AP, SN, PW), Jason Peters, T (AP, SN, PW)

2013 Evan Mathis, G (AP, PFWA), LeSean McCoy, RB (AP, PFWA), Jason Peters, T (AP)

2014 Connor Barwin, LB (AP), Fletcher Cox, DE (AP), Jason Peters, T (AP), Darren Sproles, KR (AP, PFWA)

2015 Fletcher Cox, DE (AP), Darren Sproles, KR (PFWA, SN)

AP - Associated Press, **CBS** – CBS Radio, **CN** - Chicago Daily News, **EY** - Collyer's Eye and The Baseball World Magazine, **FD** - Football Digest, **FW** - Professional Football Writers of America, **GB** - Green Bay Press-Gazette, **HA** - Chicago Herald-American, **HF** - Pro Football Hall of Fame, **IN** - International News Service, **KC** - Kansas City 101 Awards, **MX** - Maxwell Club of Philadelphia, **NE** - Newspaper Enterprise Association, **NY** - New York Daily News, **OF** - Official NFL Team, **PF** - Pro Football Illustrated, **PW** - Pro Football Weekly (1992-2012, choices combined with Pro Football Writers of America), **PFWA** - Pro Football Writers of America, **SN** - Sporting News, **UP** - United Press and United Press International, **CN** - College and Pro Football Weekly, **UW** - USA Today Sports Weekly

PLAYERS OF THE WEEK/MONTH

1984

Ken Clarke	Defensive POW	10/14	vs. Ind.

1985

Wes Hopkins	Defensive POW	9/22	at Wash.
Ron Jaworski	Offensive POW	10/20	vs. Dal.

1986

Garry Cobb	Defensive POW	10/05	at Atl.
Andre Waters	Defensive POW	11/30	at LA Raid.
Reggie White	Defensive POW	12/14	at Dal.

1987

Clyde Simmons	Defensive POW	11/1	at StL.
Randall Cunningham	Offensive POW	11/8	vs. Wash.

1988

Clyde Simmons	Defensive POW	10/2	vs. Hou.
Randall Cunningham	Offensive POW	10/10	vs. NYG
Jerome Brown	Defensive POW	11/6	vs. Rams
Reggie White	Defensive POW	12/18	at Dal.
Randall Cunningham	Offensive POM	November	
Reggie White	Defensive POM	December	

1989

Randall Cunningham	Offensive POW	9/17	at Wash.
Jerome Brown	Defensive POW	10/15	at Phx.

1990

Randall Cunningham	Offensive POW	12/16	vs. GB
Randall Cunningham	Offensive POM	November	

1991

Reggie White	Defensive POW	9/01	at GB
Jim McMahon	Offensive POW	9/01	at GB
Clyde Simmons	Defensive POW	9/15	at Dal.
Seth Joyner	Defensive POW	12/2	at Hou.

1992

Herschel Walker	Offensive POW	10/5	vs. Dal.
Seth Joyner	Defensive POW	10/25	vs. Phx.
Seth Joyner	Defensive POW	12/20	vs. Wash.
Randall Cunningham	Offensive POM	September	

1993

Calvin Williams	Offensive POW	9/19	vs. Wash.
Eric Allen	Defensive POW	10/3	at NYJ
Eric Allen	Defensive POW	1/3/94	at SF
Randall Cunningham	Offensive POM	September	

1994

Charlie Garner	Offensive POW	10/2	at SF

1995

Gary Anderson	Special Tms POW	10/1	at NO
Andy Harmon	Defensive POW	10/8	vs. Wash.
Mike Mamula	Defensive POW	11/19	vs. NYG
Bobby Taylor	Defensive POW	12/10	vs. Dal.
William Thomas	Defensive POW	12/17	vs. Arz.
William Fuller	Defensive POM	December	

1996

Ricky Waters	Offensive POW	9/15	vs. Det.
Derrick Witherspoon	Special Tms POW	9/22	at Atl.
William Thomas	Defensive POW	10/13	at NYG
Irving Fryar	Offensive POW	10/20	vs. Mia.
Ray Farmer	Defensive POW	10/13	vs. NYG
William Fuller	Defensive POW	12/22	vs. Arz.
William Fuller	Defensive POM	December	

1997

Ricky Watters	Offensive POW	10/5	vs. Wash.
Rhett Hall	Defensive POW	10/26	vs. Dal.
Bobby Hoying	Offensive POW	11/30	vs. Cin.

1998

Hugh Douglas	Defensive POM	October	

1999

Allen Rossum	Special Tms POW	11/14	vs. Wash.
Mike Mamula	Defensive POW	12/19	vs. NE

2000

Duce Staley	Offensive POW	9/3	at Dal.
Brian Mitchell	Special Tms POW	9/24	at NO
Brian Mitchell	Prime Time Award	10/1	vs. Atl.
David Akers	Special Tms POW	10/15	at Arz.
David Akers	Special Tms POW	11/12	at Pit.
Donovan McNabb	Offensive POW	11/26	at Wash.
Donovan McNabb	Offensive POW	12/10	at Cle.
Hugh Douglas (NFC Wild Card game)	Defensive POW	12/31	TB
Hugh Douglas	Defensive POM	September	
David Akers	Special Tms POM	November	
Corey Simon	Defensive ROM	November	
Jeremiah Trotter	Defensive POM	December	

2001

Sean Landeta	Special Tms POW	9/23	at Sea.
David Akers	Special Tms POW	9/30	vs. Dal.
Brian Mitchell	Special Tms POW	11/4	at Arz.
Sean Landeta	Special Tms POW	12/9	vs. SD
Damon Moore (NFC Wild Card game)	Defensive POW	1/12/02	vs. TB
Donovan McNabb (NFC Divisional Playoff game)	Offensive POW	1/19/02	at Chi.

2002

Donovan McNabb	Offensive POW	9/22	vs. Dal.
Brian Dawkins	Defensive POW	9/29	vs. Hou.
Brian Mitchell	Special Tms POW	11/25	at SF
N.D. Kalu	Defensive POW	12/1	vs. StL
Bobby Taylor (NFC Divisional Playoff game)	Defensive POW	1/11/03	vs. Atl.
Donovan McNabb	Offensive POM	September	

2003

David Akers	Special Tms POW	9/28	at Buf.
Brian Westbrook	Special Tms POW	10/19	at NYG
Donovan McNabb	Offensive POW	11/16	vs. NYG
David Akers	Special Tms POW	11/30	at Car.
Donovan McNabb (NFC Divisional Playoff game)	Offensive POW	1/11/04	vs. GB
Mark Simoneau	Defensive POM	October	
Donovan McNabb	Offensive POM	November	

PLAYERS OF THE WEEK/MONTH

2004

David Akers	Special Tms POW	10/3	at Chi.
Lito Sheppard	Defensive POW	10/17	vs. Car.
Jevon Kearse	Special Tms POW	11/28	at NYG
Donovan McNabb	Offensive POW	12/5	vs. GB
Sheldon Brown	Defensive POW	12/19	vs. Dal.
Donovan McNabb	Offensive POW	1/16/05	vs. Min.
(NFC Divisional Playoff game)			
Derrick Burgess	Defensive POW	1/23/05	vs. Atl.
(NFC Championship game)			
Donovan McNabb	Offensive POM	September	
Lito Sheppard	Defensive POM	October	

2005

Jeremiah Trotter	Defensive POW	10/23	vs. SD
David Akers	Special Tms POW	11/27	vs. GB
Donovan McNabb	Offensive POM	September	
Trent Cole	Defensive ROM	November	

2006

Lito Sheppard	Defensive POW	10/8	vs. Dal.
Brian Dawkins	Defensive POW	12/17	at NYG
Brian Dawkins	Defensive POM	December	

2007

Brian Westbrook	Offensive POW	9/23	vs. Det.
Trent Cole	Defensive POW	10/28	at Min.
Lito Sheppard	Defensive POW	12/16	at Dal.
David Akers	Special Tms POM	October	

2008

Brian Dawkins	Defensive POW	9/21	vs. Pit.
Brian Westbrook	Offensive POW	11/27	vs. Arz.
Chris Clemons	Defensive POW	12/28	vs. Dal.
Sav Rocca	Special Tms POM	September	
Brian Dawkins	Defensive POM	December	

2009

DeSean Jackson	Special Tms POW	9/13	at Car.
Kevin Kolb	Offensive POW	9/27	vs. KC
DeSean Jackson	Offensive POW	10/26	at Wash
DeSean Jackson	Special Tms POW	12/13	at NYG
DeSean Jackson	Special Tms POM	September	
David Akers	Special Tms POM	November	
DeSean Jackson	Special Tms POM	December	

2010

Kevin Kolb	Offensive POW	10/17	vs. Atl.
Michael Vick	Offensive POW	11/7	vs. Ind.
Michael Vick	Offensive POW	11/15	at Was.
DeSean Jackson	Offensive POW	12/12	at Dal.
Michael Vick	Offensive POW	12/19	at NYG
Michael Vick	Offensive POM	September	
Nate Allen	Defensive ROM	September	
David Akers	Special Tms POM	November	

2011

Kurt Coleman	Defensive POW	10/16	at Was.
LeSean McCoy	Offensive POW	10/30	vs. Dal.

2013

DeSean Jackson	Offensive POW	10/6	at NYG
Nick Foles	Offensive POW	10/13	at TB
Nick Foles	Offensive POW	11/3	at Oak
Donnie Jones	Special Tms POW	11/17	vs. Was.
Donnie Jones	Special Tms POW	12/1	vs. Arz.
LeSean McCoy	Offensive POW	12/22	vs. Chi.
Nick Foles	Offensive POM	November	
LeSean McCoy	Offensive POM	December	

2014

Darren Sproles	Offensive POW	9/15	at Ind.
Darren Sproles	Special Tms POW	9/28	at SF
Jeremy Maclin	Offensive POW	11/2	at Hou.
Darren Sproles	Special Tms POW	11/10	vs. Car.
Josh Huff	Special Tms POW	11/23	vs. Ten.
Connor Barwin	Defensive POM	November	

2015

Darren Sproles	Special Tms POW	9/27	at NYJ
Fletcher Cox	Defensive POW	10/11	vs. NO
Malcolm Jenkins	Defensive POW	12/6	at NE

ED BLOCK COURAGE AWARD

2015	Fletcher Cox
2014	Jeremy Maclin
2013	Jason Kelce
2012	Colt Anderson
2011	Mike Patterson
2010	Jason Avant
2009	Michael Vick
2008	Jon Dorenbos
2007	Montae Reagor
2006	Jerome McDougle
2005	Chad Lewis
2004	Derrick Burgess
2003	Correll Buckhalter
2002	Shawn Barber
2001	Duce Staley
	Tommy Brasher
2000	Cecil Martin
1999	Mike Mamula
1998	Bobby Taylor
1997	Rhett Hall
1996	Kevin Turner
1995	Charlie Garner
1994	Fred Barnett
1993	Andre Waters
1992	Jerome Brown
1991	David Alexander
1990	Ron Solt
1989	Mike Quick
1988	Wes Hopkins
1987	Gerry Feehery
1986	Jody Schultz
1985	Ron Jaworski
1984	John Spagnola

Each year, the Ed Block Courage Award honors those NFL players who exemplify commitment to the principles of sportsmanship and courage. For

PRO BOWL SELECTIONS

1951 G Walt Barnes, LB Chuck Bednarik, E John Green, E Pete Pihos, T Al Wistert
1952 LB Chuck Bednarik, DB Russ Craft, T Mike Jarmoluk, E Pete Pihos
1953 LB Chuck Bednarik, DB Russ Craft, T Frank Kilroy, E Pete Pihos
1954 LB Chuck Bednarik, C Ken Farragut, T Frank Kilroy, E Pete Pihos, T Lum Snyder, QB Bobby Thomason
1955 LB Chuck Bednarik, QB Adrian Burk, T Frank Kilroy, E Pete Pihos, LB Wayne Robinson,T Lum Snyder, E Norman Willey
1956 QB Adrian Burk, E Pete Pihos, LB Wayne Robinson, QB Bobby Thomason, T Jim Weatherall, E Norman Willey
1957 LB Chuck Bednarik, T Buck Lansford, QB Bobby Thomason, T Jim Weatherall
1958 FB Bill Barnes, LB Chuck Bednarik, S Jerry Norton, E Tom Scott
1959 FB Bill Barnes, WR Tommy McDonald, S Jerry Norton, E Pete Retzlaff, E Tom Scott, QB Norman Van Brocklin
1960 FB Bill Barnes, CB Tom Brookshier, T Marion Campbell, WR Tommy McDonald, T Jess Richardson, QB Norman Van Brocklin
1961 LB Maxie Baughan, LB Chuck Bednarik, CB Tom Brookshier, T Marion Campbell, WR Tommy McDonald, E Pete Retzlaff, QB Norman Van Brocklin, E/K Bobby Walston
1962 LB Maxie Baughan, HB Ted Dean, QB Sonny Jurgensen (DNP/INJ), WR Tommy McDonald, T J. D. Smith (DNP/INJ), E/K Bobby Walston
1963 HB Tim Brown, WR Tommy McDonald
1964 LB Maxie Baughan, HB Tim Brown, E Pete Retzlaff
1965 K Sam Baker, LB Maxie Baughan, DB Irv Cross, DT Floyd Peters, E Pete Retzlaff, C Jim Ringo
1966 LB Maxie Baughan, T Bob Brown, HB Tim Brown, DB Irv Cross, E Pete Retzlaff, C Jim Ringo, QB Norman Snead
1967 T Bob Brown, DT Floyd Peters
1968 DT Floyd Peters, C Jim Ringo
1969 K Sam Baker, T Bob Brown, RB Tom Woodeshick
1970 WR Harold Jackson, LB Dave Lloyd, LB Tim Rossovich
1972 FS Bill Bradley
1973 FS Bill Bradley, WR Harold Jackson
1974 FS Bill Bradley, WR Harold Carmichael, QB Roman Gabriel, TE Charle Young
1975 LB Bill Bergey, TE Charle Young
1976 QB Mike Boryla, TE Charle Young
1977 LB Bill Bergey
1978 LB Bill Bergey
1979 LB Bill Bergey, WR Harold Carmichael, RB Wilbert Montgomery, T Stan Walters
1980 WR Harold Carmichael, KR Wally Henry, NT Charlie Johnson, S Randy Logan, RB Wilbert Montgomery, T Jerry Sisemore, T Stan Walters
1981 WR Harold Carmichael, QB Ron Jaworski, NT Charlie Johnson, S Randy Logan
1982 NT Charlie Johnson, LB Frank LeMaster, LB Jerry Robinson, T Jerry Sisemore, CB Roynell Young
1983 DE Dennis Harrison
1984 WR Mike Quick
1985 WR Mike Quick
1986 FS Wes Hopkins, WR Mike Quick
1987 WR Mike Quick, DE Reggie White
1988 WR Mike Quick, DE Reggie White
1989 QB Randall Cunningham, TE Keith Jackson, DE Reggie White
1990 CB Eric Allen, QB Randall Cunningham, TE Keith Jackson, DE Reggie White
1991 DT Jerome Brown, QB Randall Cunningham, TE Keith Jackson, DE Reggie White
1992 CB Eric Allen, DT Jerome Brown, LB Seth Joyner, DE Clyde Simmons, DE Reggie White
1993 CB Eric Allen, WR Fred Barnett, DE Clyde Simmons, DE Reggie White
1994 CB Eric Allen, LB Seth Joyner
1995 CB Eric Allen, DE William Fuller
1996 DE William Fuller, LB William Thomas, RB Ricky Watters
1997 WR Irving Fryar, DE William Fuller, LB William Thomas, RB Ricky Watters
1998 WR Irving Fryar
2000 FS Brian Dawkins, CB Troy Vincent
2001 DE Hugh Douglas, TE Chad Lewis, QB Donovan McNabb, LB Jeremiah Trotter, CB Troy Vincent
2002 K David Akers, FS Brian Dawkins, DE Hugh Douglas, TE Chad Lewis, QB Donovan McNabb, T Tra Thomas, LB Jeremiah Trotter, CB Troy Vincent (DNP/INJ)
2003 K David Akers, FS Brian Dawkins, DE Hugh Douglas, TE Chad Lewis, G Jermane Mayberry, QB Donovan McNabb, T Jon Runyan, CB Bobby Taylor, T Tra Thomas, CB Troy Vincent
2004 QB Donovan McNabb (DNP/INJ), DT Corey Simon, CB Troy Vincent
2005 K David Akers, FS Brian Dawkins, SS Michael Lewis, QB Donovan McNabb, WR Terrell Owens (DNP/INJ), ST/LB Ike Reese, CB Lito Sheppard, T Tra Thomas (DNP/INJ), LB Jeremiah Trotter, RB Brian Westbrook
2006 LS Mike Bartrum, FS Brian Dawkins, LB Jeremiah Trotter
2007 RG Shawn Andrews (DNP/INJ), FS Brian Dawkins (DNP), CB Lito Sheppard (DNP/INJ)
2008 RG Shawn Andrews, DE Trent Cole, RB Brian Westbrook
2009 FS Brian Dawkins, CB Asante Samuel (DNP)
2010 K David Akers, DE Trent Cole, LS Jon Dorenbos, WR/KR DeSean Jackson, QB Donovan McNabb, S Quintin Mikell, T Jason Peters, CB Asante Samuel, FB Leonard Weaver (note: Jackson was selected as both a WR and PR)
2011 K David Akers, WR DeSean Jackson (DNP/INJ), T Jason Peters (DNP/INJ), CB Asante Samuel (DNP/INJ), QB Michael Vick
2012 DE Jason Babin, RB LeSean McCoy, T Jason Peters
2014 QB Nick Foles, WR DeSean Jackson, G Evan Mathis, RB LeSean McCoy, T Jason Peters (DNP/INJ)
2015 LB Connor Barwin, LS Jon Dorenbos, C Jason Kelce, WR Jeremy Maclin (DNP), G Evan Mathis, RB LeSean McCoy (DNP), K Cody Parkey, T Jason Peters (DNP), RS Darren Sproles
2016 DE Fletcher Cox, S Malcolm Jenkins, T Jason Peters (DNP), RS Darren Sproles

PRO BOWL SELECTIONS

MOST PRO BOWL SELECTIONS

	Name	Pos	Pro Bowls	Seasons
1.	Chuck Bednarik	LB	8	1951-55, 57-58, 61
2.	Reggie White	DE	7	1987-93
	Brian Dawkins	FS	7	2000, 02-03, 05-07, 09
4.	Donovan McNabb	QB	6	2001-05, 2010
	Jason Peters	**T**	**6**	**2010-12, 2014-16**
	Pete Pihos	WR	6	1951-56
7.	David Akers	K	5	2002-03, 05, 2010-11
	Troy Vincent	CB	5	2000-04
	Eric Allen	CB	5	1990, 92-95
	Mike Quick	WR	5	1984-88
	Pete Retzlaff	WR	5	1959, 61, 64-66
	Maxie Baughan	LB	5	1961-62, 64-66
	Tommy McDonald	WR	5	1959-63
14.	Jeremiah Trotter	LB	4	2001-02, 05-06
	Harold Carmichael	WR	4	1974, 79-81
	Bill Bergey	LB	4	1975, 77-79

MOST CONSECUTIVE PRO BOWL SELECTIONS

Player	No.	Years
Reggie White	7	1987-93
Pete Pihos	6	1951-56
Chuck Bednarik	5	1951-55
Donovan McNabb	5	2001-05
Tommy McDonald	5	1959-63
Mike Quick	5	1984-88
Troy Vincent	5	2000-04
Eric Allen	4	1992-95

MOST PRO BOWLS SELECTIONS BY POSITION

Quarterbacks	Pro Bowls	Years
Donovan McNabb	6	2001-05, 2010
Randall Cunningham	3	1989-91
Norm Van Brocklin	3	1959-61
Bobby Thomason	3	1954, 56-57
Running Backs	**Pro Bowls**	**Years**
Tim Brown	3	1963-64, 66
Bill Barnes	3	1958-60
LeSean McCoy	3	2012, 2014-15
Brian Westbrook	2	2005, 08
Ricky Watters	2	1996-97
Wilbert Montgomery	2	1979-80
Fullbacks	**Pro Bowls**	**Years**
Bill Barnes	3	1958-60
Leonard Weaver	1	2010
Wide Receivers	**Pro Bowls**	**Years**
Pete Pihos	6	1951-56
Mike Quick	5	1984-88
Pete Retzlaff	5	1959, 61, 64-66
Tommy McDonald	5	1959-63
Harold Carmichael	4	1974, 79-81
Tight Ends	**Pro Bowls**	**Years**
Chad Lewis	3	2001-03
Keith Jackson	3	1989-91
Charle Young	3	1974-76
Offensive Tackles	**Pro Bowls**	**Years**
Jason Peters	**6**	**2010-12, 2014-16**
Tra Thomas	3	2002-03, 05
Bob Brown	3	1966-67, 69
Frank Kilroy	3	1953-55

Jerry Sisemore (1980, 82), Stan Walters (1979-80), Marion Campbell (1960-61), Jim Weatherall (1956-57), Lum Snyder (1954-55) (2 selections each)

Centers	Pro Bowls	Years
Jim Ringo	3	1965-66, 68
Guards	**Pro Bowls**	**Years**
Evan Mathis	2	2014-15
Shawn Andrews	2	2007-08
Defensive Ends	**Pro Bowls**	**Years**
Reggie White	7	1987-93
Hugh Douglas	3	2001-03
William Fuller	3	1995-97
Trent Cole	2	2008, 2010
Clyde Simmons	2	1992-93
Tom Scott	2	1958-59
Norman Willey	2	1955-56
Defensive Tackles	**Pro Bowls**	**Years**
Charlie Johnson	3	1980-82
Floyd Peters	3	1965, 67-68
Jerome Brown	2	1991-92
Linebackers	**Pro Bowls**	**Years**
Chuck Bednarik	8	1951-55, 57-58, 61
Maxie Baughan	5	1961-62, 64-66
Jeremiah Trotter	4	2001-02, 05-06
Bill Bergey	4	1975, 77-79
William Thomas	2	1996-97
Seth Joyner	2	1992, 94
Wayne Robinson	2	1955-56
Safeties	**Pro Bowls**	**Years**
Brian Dawkins	7	2000, 02-03, 05-07, 09
Bill Bradley	3	1972-74
Cornerbacks	**Pro Bowls**	**Years**
Troy Vincent	5	2000-04
Eric Allen	5	1990, 92-95
Asante Samuel	3	2009-2011
Lito Sheppard	2	2005, 07
Irv Cross	2	1965-66
Tom Brookshier	2	1960-61
Russ Craft	2	1952-53
Kickers	**Pro Bowls**	**Years**
David Akers	5	2002-03, 05, 2010-11
Sam Baker	2	1965, 69
Bobby Walston	2	1961-62
Special Teamers	**Pro Bowls**	**Years**
Jon Dorenbos (Long Snapper)	**2**	**2010, 2015**
Darren Sproles (Returner)	**2**	**2015-16**
DeSean Jackson (Returner)	1	2010
Mike Bartrum (Long Snapper)	1	2006
Ike Reese (Special Teamer)	1	2005
Wally Henry (Returner)	1	1980

PRO BOWL GAME MVPs

LB Chuck Bednarik (1954)
DT Floyd Peters (1967 - linemen of the game)
DE Reggie White (1987)
QB Randall Cunningham (1989)
QB Nick Foles (2014)

RETIRED NUMBERS

DONOVAN McNABB

Selected by the Eagles with the second-overall pick of the 1999 NFL Draft, McNabb served as the field general during one of the most successful eras of Eagles football, leading the team to five NFC East division championships, five NFC Championship games and an appearance in Super Bowl XXXIX. The winningest quarterback in team history, McNabb finished his career as the franchise's all-time leader in pass attempts (4,746), completions (2,801), yards (32,873) and touchdowns (216).

STEVE VAN BUREN

The Eagles first round draft choice (5th overall) out of LSU in 1944, Van Buren signed his first contract ($4,000) with a team that had never finished above 4th place. Three straight division titles and back-to-back NFL Championships (1948 & 1949) cemented his place as one of the most talented backs ever.

BRIAN DAWKINS

An eight-time Pro Bowler, Dawkins was the unquestioned leader of the Eagles defense for 13 seasons and finished his Eagles career in 2008 as the franchise's all-time leader in games played (183) and interceptions (34). A second round pick out of Clemson in 1996, Dawkins was recognized as a member of the NFL's All-Decade Team of the 2000s, was voted the starting safety on the Eagles 75th Anniversary Team by the fans and was a five-time All-Pro selection.

TOM BROOKSHIER

Originally a 10th-round pick from Colorado, Brookshier made an immediate impact with 8 interceptions in his rookie season of 1953. Then, after a two-year stint in the Air Force, the defensive back returned to the Eagles and twice earned all-pro honors - first in 1959, and again in 1960 as a member of the NFL championship team. In all he spent seven seasons with the Eagles and collected 20 interceptions.

PETE RETZLAFF

Acquired off waivers from Detroit in 1956, Retzlaff converted from fullback to tight end and went on to earn Pro Bowl honors 5 times. He finished his career as the club's all-time leader in receptions (452) and yards (7,412). A 22nd round draft pick of the Lions in 1953, he scored 47 TDs in his career. Instrumental in founding the NFL Player's Association, he served as the Eagles general manager from 1969-72.

CHUCK BEDNARIK

Bednarik played in 253 games during his illustrious 14-year career and also played in a team record 8 Pro Bowls. Although the Eagles won the NFL championship in 1949, his rookie year, his star shined brightest in 1960 when he played every minute at both center and linebacker during the NFL Championship victory over Green Bay.

AL WISTERT

During his nine-year career in Philadelphia, Wistert played in 95 games and earned NFL All Pro honors an amazing eight times as a dominant force on the Eagles offensive line. Wistert was a member of the Eagles back-to-back NFL championship teams in 1948-49 and played in the first-ever Pro Bowl in 1951.

REGGIE WHITE

White is the club's all-time leader in sacks with 124 in just 121 games, including a team-record 21 in 1987. White earned seven Pro Bowl appearances during his eight-year stint with the Eagles and earned NFL Defensive Player of the Year honors in 1987 and 1991. He was named to the NFL's All-Decade Teams of the 1980 and 1990s, the 75th Anniversary Team, and was voted first-team All-Pro 10 times in his 15-year career

JEROME BROWN

A 1st round draft pick out of Miami in 1987, Brown will be remembered as a key figure on the Eagles legendary 1991 defense. A two-time Pro Bowl selection, Brown's life was cut short at the age of 27 in a tragic auto accident on June 25, 1992, in his hometown of Brooksville, FL.

EAGLES HALL OF FAME INDUCTEES

ERIC ALLEN

Cornerback, 1988-94
Eagles Hall of Fame Inductee: 2011

A second-round draft choice of the Eagles in 1988, Allen played seven seasons in Philadelphia, earning five Pro Bowl and three All-Pro selections. He is tied for the Eagles all-time record with 34 interceptions. Allen also holds the team mark with five interception return touchdowns, including an NFL record four in 1993. A native of San Diego, CA (born 11/22/65), Allen played collegiately at Arizona State. He went on to play for the New Orleans and Oakland. He finished his career with 54 interceptions and nine total touchdowns.

MAXIE BAUGHAN

Linebacker, 1960-65
Eagles Hall of Fame Inductee: 2015

The 20th overall selection in the 1960 NFL Draft, Baughan spent his first six seasons in Philadelphia, earning five Pro Bowl nods during that span. As a rookie, he played a key role on the 1960 NFL Championship team, starting in every game and achieving All-Pro and Pro Bowl honors. Baughan was a nine-time Pro Bowler and a four-time All-Pro selection, totaling 18 interceptions and 10 fumble recoveries during his 12-year career with the Eagles, Rams and Redskins. He was born on August 3, 1938 in Forkland, AL.

CHUCK BEDNARIK

Center/Linebacker, 1949-62
Pro Football Hall of Fame Inductee: 1967
Eagles Hall of Fame Inductee: 1987

"Concrete Charley" played in 253 games during his illustrious 14-year career. He also played in a team record 8 Pro Bowls. Although the Eagles won the NFL championship in 1949, his rookie year, his star shined brightest in 1960 when he played every minute at both center and linebacker during the NFL Championship victory over Green Bay. Born May 1, 1925, in Bethlehem, PA, he was an All-America selection at Pennsylvania in 1948 before being selected with the first overall draft choice by the Eagles in 1949.

BERT BELL



Owner, 1933-40
Pro Football Hall of Fame Inductee: 1963
Eagles Hall of Fame Inductee: 1987

As the first owner of the Eagles (1933-40), co-owner of the Steelers (1941-46), and NFL commissioner (1946-59), Bell instituted the college draft and implemented TV policies, including the home game blackouts. In 1933, he moved the Frankford Yellowjackets to Philadelphia and renamed them the Eagles. In 1946, he moved the NFL office from Chicago to Bala Cynwyd, PA. Bell played and coached at Pennsylvania and led the Quakers to the Rose Bowl in 1916. A founder of the Maxwell Football Club, Bell was born February 25, 1895, in Philadelphia.

BILL BERGEY



Middle Linebacker, 1974-80
Eagles Hall of Fame Inductee: 1988

After coming to the Eagles in a 1974 trade with Cincinnati (in exchange for Philadelphia's first round picks in 1977 & '78 as well as a second round pick in '78), Bergey recorded nearly 1,200 tackles in seven seasons as an Eagle. He was a key factor in the Eagles rise to the 1980 NFC Championship and a berth in Super Bowl XV. His play also earned him Eagles MVP status 3 times and trips to the Pro Bowl on 4 occasions. He was born February 9, 1945 in South Dayton, NY.

BILL BRADLEY



Free Safety, 1969-76
Eagles Hall of Fame Inductee: 1993

Bradley played 8 years (1969-76) with the Eagles as a defensive back, punter, and returner. A three-time Pro Bowler, he is tied for the team's all-time lead in interceptions (34) and became the first player in NFL history to lead the league in that category in consecutive seasons (1971 & 1972). A 3rd round draft choice from Texas in 1969, he also handled the punting duties for six of his eight years with the Eagles. He was born January 24, 1947 in Palestine, TX.

TOM BROOKSHIER



Defensive Back, 1953, 1956-61
Eagles Hall of Fame Inductee: 1989

Originally a 10th-round pick from Colorado, Brookshier made an immediate impact with 8 interceptions in his rookie season of 1953. Then, after a two-year stint in the Air Force, the defensive back returned to the Eagles and twice earned all-pro honors - first in 1959, and again in 1960 as a member of the NFL championship team. In all he spent seven seasons with the Eagles and collected 20 interceptions. Upon retiring as a player, he entered the broadcast booth on CBS's telecasts of NFL games.

BOB BROWN

Tackle, 1964-68
Pro Football Hall of Fame Inductee: 2004
Eagles Hall of Fame Inductee: 2004

A first round draft pick out of Nebraska in 1964 (2nd overall), Brown went on to earn an impressive five All-Pro selections and three Pro Bowl berths during his five-year tenure in Philadelphia. During his 10-year NFL career with the Eagles, Rams and Raiders, Brown earned All-NFL honors seven times, NFL/NFC offensive lineman of the year three times, and six Pro Bowl selections – three with Eagles, two with Rams, and one with Raiders. Brown was named to the NFL's All-Decade team of the 1960's. He was born December 8, 1941, in Cleveland, OH.

JEROME BROWN



Defensive Tackle, 1987-91
Eagles Hall of Fame Inductee: 1996

A two-time Pro Bowl selection, Brown's life was cut short at the age of 27 in a tragic auto accident on June 25, 1992, in his hometown of Brooksville, FL. A 1st round draft pick out of Miami in 1987, Brown will be remembered as a key figure on the Eagles legendary 1991 defense - a unit that led the NFL in terms of fewest yards allowed overall, against the run, and vs. the pass. He capped that season by joining linemates Reggie White and Clyde Simmons as starters in the Pro Bowl. Brown was born February 4, 1965.



Bednarik



B.Brown

EAGLES HALL OF FAME INDUCTEES

TIMMY BROWN

Running Back, 1960-67
Eagles Hall of Fame Inductee: 1990

Brown holds the club record for longest kickoff return with a 105 yarder in 1961. He also shares the NFL record for kickoff returns for TDs in a game with two vs. Dallas in 1966. A 27th round draft pick of Green Bay in 1959, Brown was signed by the Eagles as a free agent in 1960 and finished his Eagles career in 1967 as the 3rd leading rusher in club history in yards (3,703) and touchdowns (29). Brown was born May 24, 1937 in Knightstown, IN.

LEO CARLIN

Executive, 1960-present
Eagles Hall of Fame Inductee: 2012

A pioneer in the sports ticketing industry and nominated for the Pro Football Hall of Fame in 2007, Carlin has been with the club for over five decades and currently serves as the team's Director of Ticket Client Service. He orginially joined the Eagles as a part-time ticket office employee in the 1960 NFL Championship season before joining the front office full-time in 1964. Carlin helped oversee the Eagles' moves from Franklin Field to Veterans Stadium to Lincoln Financial Field, and also helped the Eagles become the first NFL team to merge ticketing with computer date processing. A graduate of St Joseph's Prep and St. Joseph's University, he is a veteran of the United States Maine Corps. Born in Atlantic City, NJ, on September 16, 1937, Carlin and his wife, Kay, have seven children.

HAROLD CARMICHAEL

Wide Receiver, 1971-83
Eagles Hall of Fame Inductee: 1987

A four-time Pro Bowler, the 6-8 Carmichael was not only one of the tallest receivers ever to play the game, he was one of the best. A 7th round pick out of Southern in 1971, he played 13 seasons with the Eagles before finishing his career with Dallas in 1984. He finished his career ranked sixth on the NFL's all-time reception list with 590 and remains the Eagles career leader in terms of receptions (589), yards (8,978) and touchdowns (79). He was born on Sept. 22, 1949 in Jacksonville, FL, where he attended Raines HS.

RANDALL CUNNINGHAM

Quarterback, 1985-95
Eagles Hall of Fame Inductee: 2009

Dubbed the "Ultimate Weapon" by Sports Illustrated, Cunningham was one of the most electrifying players in NFL history. He made numerous highlight-film plays with both his arm and his feet during his 11-year career in Philadelphia. A 2nd round draft pick from UNLV in 1995, he earned two NFL All Pro honors as well as three Pro Bowl selections during his tenure in Philadelphia. Cunningham threw for 22,877 yards and 150 touchdowns while rushing for 4,482 yards and 22 scores in 122 games as an Eagle. He is still the NFL's all-time rushing leader as a quarterback with 4,928 yards. Cunningham finished his career with stints in Minnesota, Dallas and Baltimore. He was born on March 27, 1963 in Santa Barbara, CA.

Carlin

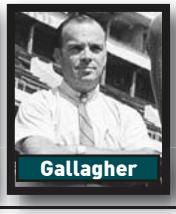
Gallagher


Davis


T. Brown

Dawkins

OTHO DAVIS



Head Trainer, 1973-95
Eagles Hall of Fame Inductee: 1999

The Eagles head athletic trainer for 23 years, Davis was a five-time recipient of the National Athletic Trainers Association's "Professional Trainer of the Year" award. He also was a member of the Athletic Trainers Hall of Fame. From 1971-89, he was the executive director of the NATA, an organization whose national headquarters office building in Dallas is named in his honor. A native of Elgin, TX, Davis graduated from Lamar and earned his master's degree from Kent State. He died May, 2, 2000.

BRIAN DAWKINS

Safety, 1996-2008
Eagles Hall of Fame Inductee: 2012

Nicknamed "Weapon X" for his ferocious and energetic style of play, Dawkins was the unquestioned leader of the Eagles defense for 13 seasons. An eight-time Pro Bowler, Dawkins finished his Eagles career in 2008 as the franchise's all-time leader in games played (183) and interceptions (34). A second round pick out of Clemson in 1996, Dawkins was recognized as a member of the NFL's All-Decade Team of the 2000s, was voted the starting safety on the Eagles 75th Anniversary Team by the fans and was a five-time All-Pro selection. A self-proclaimed "free-lance safety", he helped redefine the safety position, notching 26 sacks and 37 forced fumbles in his career, becoming one of five players in NFL history to record at least 30 interceptions and 20 sacks in a career. He was born on October 3, 1973 in Jacksonville, FL.

JIM GALLAGHER

Executive, 1949-95
Eagles Hall of Fame Inductee: 1995

An Eagles executive from 1949-95, Gallagher worked with 17 head coaches and for 12 owners, GMs, and team presidents. During that time, he saw the Eagles capture two NFL titles and one NFC crown. A graduate of Northeast Catholic HS and an Army veteran of the Korean War, he joined the Eagles in 1949 and was named personnel director in 1957. He went on to serve stints as director of public relations and director of sales and marketing before being named the club's director of alumni relations and traveling secretary in 1990. It was in that capacity that he served until retiring on August 1, 1995.

EAGLES HALL OF FAME INDUCTEES


McDonald

BILL HEWITT

End, 1936-39, 1943
Pro Football Hall of Fame Inductee: 1971
Eagles Hall of Fame Inductee: 1987

Hewitt was the first player to be named All-NFL with two different teams - the Bears (1933, '34, '36) and Eagles (1937). Nicknamed "Stinky," Hewitt is known for pitching a lateral to Bill Karr for the touchdown that won the 1933 NFL Championship game for the Bears. He also was credited with inventing many trick plays. Hewitt, who played without a helmet until a rule change forced him to wear headgear, was born October 8, 1909, in Bay City, MI. He died in an automobile accident on January 14, 1947, at the age of 37.

RON JAWORSKI

Quarterback, 1977-86
Eagles Hall of Fame Inductee: 1992

After coming to the Eagles in a 1977 trade with the LA Rams, Jaworski enjoyed a stellar 10-year career in Philadelphia. He set seven passing records, including career marks for completions (2,088), TDs (175), and yards (26,963). After leading the Eagles to the NFC title in 1980 and a berth in Super Bowl XV vs. the Raiders, the Youngstown State product earned a Pro Bowl selection and was named the NFL Player of the Year by UPI and the Maxwell Football Club. The durable Jaworski started 116 consecutive regular season games. Jaworski was born March 23, 1951 in Lackawanna, NY.

JIM JOHNSON

Defensive Coordinator, 1999-2008
Eagles Hall of Fame Inductee: 2011

One of the most innovative and successful defensive masterminds in NFL history, Johnson served as the team's defensive coordinator from 1999 until his passing in 2009. His aggressive style kept Philadelphia at or near the top of the NFL in nearly every major defensive category during his tenure. During his 10-year stay in Philadelphia, the Eagles earned seven playoff berths, five trips to the NFC Championship game and one Super Bowl appearance (following the 2004 season). A native of Maywood, Illinois, Johnson (born 5/26/41) played quarterback at Missouri, and tight end for the Bills. He went on to coach at the collegiate and professional level for 42 years.

SONNY JURGENSEN

Quarterback, 1957-63
Pro Football Hall of Fame Inductee: 1983
Eagles Hall of Fame Inductee: 1987

Despite spending the last 10 years of his career with the Redskins, Jurgensen is remembered as one of the best quarterbacks ever to wear an Eagles uniform. A 4th round draft pick of the Eagles in 1957, Jurgensen was a backup to another Hall of Fame quarterback, Norm Van Brocklin, on the 1960 NFL Championship team. The following year the rifle-armed redhead took over as the Eagles starting signal caller and threw a club record 32 TD passes.

OLLIE MATSON



Halfback, 1964-66
Pro Football Hall of Fame Inductee: 1972
Eagles Hall of Fame Inductee: 1987

In his career with Chicago, Los Angeles, Detroit, and Philadelphia, Matson compiled some very impressive numbers – 12,844 combined net yards and 5,173 yards rushing. He was selected to participate in five Pro Bowls and, in fact, earned MVP honors for his effort in the 1956 Pro Bowl. Matson was traded to the Rams by the Chicago Cardinals for nine players in 1959. The speedy halfback was also a medal winner in track at the 1952 Olympics.

TOMMY McDONALD

Wide Receiver, 1957-63
Pro Football Hall of Fame Inductee: 1998
Eagles Hall of Fame Inductee: 1988

"If I had 11 Tommy McDonald's on my team, I'd win a championship every year," Vince Lombardi once said. The 5-9, 176 pounder dazzled fans with acrobatic receptions for 12 seasons and finished his career ranked 6th all-time in receptions (495), 4th in yards (8410), and 2nd in TDs (84). In 1960, he registered 13 TDs for the NFL Champion Eagles. Born July 26, 1934, in Roy, NM, he starred at Oklahoma. As a senior, he won the Maxwell Award as the nation's top collegian.

DONOVAN McNABB

Quarterback, 1999-2009
Eagles Hall of Fame Inductee: 2013

Selected by the Eagles with the second-overall pick of the 1999 NFL Draft, McNabb served as the field general during one of the most successful eras of Eagles football, leading the team to five NFC East division championships, five NFC Championship games and an appearance in Super Bowl XXXIX. The winningest quarterback in team history, McNabb finished his career as the franchise's all-time leader in pass attempts (4,746), completions (2,801), yards (32,873) and touchdowns (216). He also became one of just four players in NFL history to amass 30,000 passing yards, 200 TD passes, 3,000 rushing yards and 20 rushing touchdowns in his career. A six-time Pro Bowler, McNabb was selected as the starting quarterback on the Eagles 75th anniversary team in a vote by the fans. Born on November 25, 1976 in Chicago, Ill., McNabb and his wife Raquel have four children.

McNabb

EAGLES HALL OF FAME INDUCTEES


Pihos

Quick

WILBERT MONTGOMERY



Running Back, 1977-84
Eagles Hall of Fame Inductee: 1987

A 6th round pick out of Abilene Christian in 1977, Montgomery finished his Eagles career as the club's all-time rushing leader in terms of yards (6,538) and attempts (1,465). His 194-yard effort in the 1980 NFC Championship Game victory over Dallas, including a 42-yd. TD on the Eagles first offensive play from scrimmage, will never be forgotten. In all, Montgomery scored 58 career TDs as an Eagle. Montgomery played in the Pro Bowl following the 1978 and 1979 seasons. He was born September 16, 1954 in Greenville, MS.

EARL "GREASY" NEALE

Head Coach, 1941-50
Pro Football Hall of Fame Inductee: 1969
Eagles Hall of Fame Inductee: 1987

After coaching extensively on the collegiate level at Marietta, Washington and Jefferson (1922 Rose Bowl team), Virginia, and West Virginia, Neale broke into the NFL in 1941 and quickly turned the Eagles into contenders. He captured 3 straight Eastern Division crowns and back-to-back NFL championships in 1948 and 1949. He was recognized as a master of the T formation. From 1918-22, he was an outfielder with the Cincinnati Reds and the Philadelphia Phillies. Neale was born in Parkersburg, WV, on November 2, 1891.

PETE PIHOS

End, 1947-55
Pro Football Hall of Fame Inductee: 1970
Eagles Hall of Fame Inductee: 1987

A member of the Eagles 1948 and 1949 championship teams, Pihos enjoyed a career that included six trips to the Pro Bowl and three straight seasons leading the NFL in receptions. He may best be remembered for his game-winning catch in the 1949 NFL Championship game vs. the Rams. A 3rd round draft choice by the Eagles out of Indiana in 1945, he caught 373 passes and 61 TDs during his career in Philadelphia. He was born on October 22, 1923 in Orlando, FL.


Montgomery

MIKE QUICK



Wide Receiver, 1982-90
Eagles Hall of Fame Inductee: 1995

One of the most graceful receivers ever to play the game, Quick became a fixture in the Pro Bowl, earning five consecutive trips to Hawaii from 1983-87. A former first round draft choice of the Eagles from North Carolina State in 1982, he etched his name into the team's record books, ranking among the club's all-time career and single-season receiving leaders in terms of catches (363), yards (6464), and TDs (61). He was born on May 14, 1959 in Hamlet, NC.

Retzlaff

PETE RETZLAFF

End, 1956-66
Eagles Hall of Fame Inductee: 1989

Acquired off waivers from Detroit in 1956, Retzlaff converted from fullback to tight end and went on to earn Pro Bowl honors 5 times. He finished his career as the club's all-time leader in receptions (452) and yards (7,412). A 22nd round draft pick of the Lions in 1953, he scored 47 TDs in his career. In 1965, he earned the Washington Touchdown Club's Pro Football Player of the Year Award and the Maxwell Club's Bert Bell Award. Instrumental in founding the NFL Player's Association, he served as the Eagles general manager from 1969-72. Retzlaff was born August 21, 1931 in Ellendale, ND.

JIM RINGO

Center, 1964-67
Pro Football Hall of Fame Inductee: 1981
Eagles Hall of Fame Inductee: 1987

After beginning his career as the Packers 7th round draft choice out of Syracuse in 1953, Ringo capped his career with 10 Pro Bowl selections to go along with two NFL Championships. Ringo, who started in a then NFL-record 182 straight games from 1954-67, played on Green Bay's 1961 and 1962 NFL Championship teams. After an 11-year stint with the Packers, he spent his final four seasons in Philadelphia. Ringo was born November 21, 1931 in Orange, NJ.

JERRY SISEMORE



Tackle, 1973-84
Eagles Hall of Fame Inductee: 1991

A first round draft pick of the Eagles out of Texas in 1973 (3rd selection overall), Sisemore became a cornerstone of an offensive line that helped lead the Eagles to the playoffs five straight times, including the 1980 NFC Championship and a berth in Super Bowl XV. He ranks 5th on the team's all-time list in number of seasons (12) and games played (156). He started 127 consecutive games and was selected to the Pro Bowl following the 1979 and 1981 seasons. He was born on July 16, 1951 in Olton, TX.

EAGLES HALL OF FAME INDUCTEES

NORM VAN BROCKLIN

Quarterback, 1958-60
Pro Football Hall of Fame Inductee: 1971
Eagles Hall of Fame Inductee: 1987

Acquired in a 1958 trade with the LA Rams, Van Brocklin went on to quarterback the Eagles for three years. The fiery signal caller helped turn a last place Eagles into a NFL championship squad in 1960. This storybook ending would garner him the league's MVP award and provide a fitting end to his playing career as he retired at the end of that season. An All-America selection at Oregon, he went on to participate in 10 Pro Bowls and throw for 23,611 yards and 173 TDs in 12 seasons. He was born March 15, 1926 in Eagle Butte, SD.

STEVE VAN BUREN



Halfback, 1944-51
Pro Football Hall of Fame Inductee: 1965
Eagles Hall of Fame Inductee: 1987

The Eagles first round draft choice (5th overall) out of LSU in 1944, Van Buren signed his first contract ($4,000) with a team that had never finished above 4th place. Three straight division titles and back-to-back NFL Championships (1948 & 1949), he cemented his place as one of the most talented backs ever. Nicknamed "Wham-Bam" for his quick and punishing running style, he captured the NFL rushing title four times. In the 1948 title game vs. the Cardinals, he scored the game's only TD in a blinding snowstorm. A year later, he waded through mud and torrential rains in the Los Angeles Coliseum to rush for 196 yards vs. the Rams in the title game. His 205 yards rushing vs. Pittsburgh in 1949 is a club record. He finished his career with 5,860 rushing yards and 77 TDs. A 5-time all-pro, he was selected to the NFL's 75th Anniversary Team in 1994. Born December 28, 1920, in La-Ceiba, Honduras.



Van Buren



Vermeil

DICK VERMEIL

Head Coach, 1976-82
Eagles Hall of Fame Inductee: 1994

The Eagles head coach from 1976-82, Vermeil will long be remembered as a workaholic, a perfectionist, and as a winner. A success at every level of coaching, from his first high school head coaching job in 1960, to a stint at UCLA in 1974-75 and with the Eagles, Vermeil attacked his profession with a degree of passion rarely seen. A native of Calistoga, CA, Vermeil coached the Eagles into the playoffs four consecutive times from 1978-81, including a trip to Super Bowl XV as NFC Champions in January of 1981.

Vincent



Walters

TROY VINCENT

Cornerback, 1996-03
Eagles Hall of Fame Inductee: 2012

A five-time Pro Bowler and two-time All-Pro selection as an Eagle, Vincent spent eight seasons in Philadelphia, recording 28 interceptions, 10 forced fumbles, six fumble recoveries and one interception returned for a touchdown in 118 starts. In 2002, Vincent was a first team All-Pro Selection and also garnered the prestigious Walter Payton Man of the Year award for his work with the Troy Vincent Foundation, which provides educational and counseling services to troubled youth, among other organizations. His five Pro Bowl selections are tied for the most in team history as a cornerback and his 28 interceptions rank seventh all-time in team annals. Vincent was born on June 8, 1971, in Trenton, NJ.

STAN WALTERS

Tackle, 1975-83
Eagles Hall of Fame Inductee: 1991

A 9th round draft pick of the Bengals out of Syracuse in 1972, Walters joined the Eagles via trade in 1975. He went on to play in 122 consecutive regular and post-season games for Philadelphia at left tackle and anchored the team's offensive line during the late 1970s and early 1980s. A key member of the 1980 NFC championship squad that participated in Super Bowl XV, he was honored by his peers following the 1978 and '79 seasons when he was selected to the Pro Bowl. He was born May 27, 1948 in Rutherford, NJ.

BRIAN WESTBROOK

Running Back, 2002-09
Eagles Hall of Fame Inductee: 2015

A multi-threat back armed with exceptional playmaking abilities, Westbrook finished his Eagles career as the franchise's all-time leader in total yards from scrimmage (9,785). During his time in Philadelphia, the two-time Pro Bowler and first-team AP All-Pro selection helped guide the club to four NFC East crowns, four NFC Championship appearances and a berth in Super Bowl XXXIX. Westbrook is widely remembered for his iconic, game-winning 84-yard punt return touchdown at Giants Stadium in October 2003, best known as the "Miracle at the Meadowlands II." Upon his retirement, he became one of only six players in NFL history with 30+ rushing touchdowns (41) and 30+ receiving touchdowns (30) in his career. Born on September 2, 1979, Westbrook was a consensus All-American and a two-time A-10 Offensive Player of the Year at Villanova University.

Westbrook

EAGLES HALL OF FAME INDUCTEES

White

REGGIE WHITE

Defensive End, 1985-92
Pro Football Hall of Fame Inductee: 2006
Eagles Hall of Fame Inductee: 2005

Nicknamed the "Minister of Defense," White is the club's all-time leader in sacks with 124 in just 121 games, including a team-record 21 in 1987. White earned seven Pro Bowl appearances during his eight-year stint with the Eagles, who signed him after a two-year stint with Memphis of the USFL. White earned NFL Defensive Player of the Year honors in 1987 and 1991. He was named to the NFL's All-Decade Teams of the 1980 and 1990s, the 75th Anniversary Team, and was voted first-team All-Pro 10 times in his 15-year career with the Eagles, Packers and Panthers. He was born on Dec. 19, 1961 in Chattanooga, TN. He died December 26, 2004 at the age of 43.

AL WISTERT

Tackle, 1943-51
Eagles Hall of Fame Inductee: 2009

During his nine-year career in Philadelphia, Wistert earned NFL All Pro honors an amazing eight times as a dominant force on the Eagles offensive line. Wistert was a member of the Eagles back-to-back NFL championship teams in 1948-49 and played in the first-ever Pro Bowl in 1951. He played in 95 games with the Eagles as a two-way player. His jersey # 70 was retired by the team in 1952. Wistert was a 5th round draft pick from Michigan in 1943. He was born December 28, 1920 in Chicago, IL.

ALEX WOJCIECHOWICZ

Center, 1946-50
Pro Football Hall of Fame Inductee: 1968
Eagles Hall of Fame Inductee: 1987

A two-time All-America selection at Fordham where he was the center on the famed `Seven Blocks of Granite' line, Wojciechowicz was the Lions top draft pick in 1938. One of football's original "iron men," he joined the Eagles in 1946 as a linebacker and helped the Eagles capture back-to-back NFL championships in 1948 and '49. Born August 12, 1915, in South River, NJ, he organized the NFL Alumni Association.

1948 and 1949 NFL CHAMPIONSHIP TEAMS

Eagles Hall of Fame Inductee: 1999

No NFL team before or since ever posted consecutive shutouts in championship play. No NFL team can claim to be more dominant over a two-year period. The Eagles won back-to-back NFL Championships in 1948 and 1949, first shutting out the Chicago Cardinals, 7-0, and then blanking the Los Angeles Rams, 14-0. Under legendary head coach Greasy Neale, Philadelphia finished the 1948 regular season with a 9-2-1 record and took on the Cardinals in the championship game with a foot of snow covering Shibe Park. RB Steve Van Buren scored the game's only touchdown on a 5-yard TD run, while the defense limited the Cards to just 6 total first downs. The Eagles continued their dominance in 1949 with an 11-1 record in the regular season and a victory over the Rams in the championship game on a rain-soaked Los Angeles Coliseum field. Van Buren again led the Eagles as he rumbled for 196 yards on 31 carries. In those two seasons, the Eagles outscored their opposition 761-290. They were lovingly called "the duffel-bag dynasty." Many players were young men who had served their country in World War II and returned home trying again to settle into a regular life.


Wistert

Wojciechowicz

1949 Championship Team

Players are given consideration for entry into the Philadelphia Eagles Hall of Fame no sooner than three years after their retirement from the NFL. An internal committee within the Philadelphia Eagles organization submits candidates for consideration upon which time a decision is made within the Eagles organization. In special circumstances, exceptions are considered.

YEAR-BY-YEAR HISTORY

1933 — Frankford Yellowjackets' franchise in the NFL awarded to syndicate headed by Bert Bell and Lud Wray for $2500. Club christened "Eagles" in honor of the symbol of the New Deal's National Recovery Act. Eagles and Chicago Bears play in Philadelphia's first Sunday game (Nov. 12) at Baker Bowl. Game ends in a 3-3 tie.

1934 Eagles

1935 — General manager Bert Bell proposes an annual college draft to equalize talent in the league. Proposal is adopted on May 19 for the 1936 season.

1936 — Eagles have first choice in the inaugural college draft and select University of Chicago back Jay Berwanger but fail to sign him. Bell becomes sole owner of the team with $4,000 bid. Playing site for home games moves from Baker Bowl to Municipal Stadium.

1939 — Davey O'Brien, Texas Christian's All-America quarterback, signs with the Eagles for a reported $12,000 per year salary and percentage of the gate. O'Brien plays in every game and sets NFL passing yardage record with 1,324 yards. On October 22, the Eagles play in the first televised pro football game and fell to the host Brooklyn Dodgers, 23-14, at Brooklyn Ebbets Field. Allan "Skip" Walz broadcasts the game for NBC from Ebbett's field to the approximate 1,000 TV sets then in Brooklyn.

1940 Eagles

1940 — Home playing site switches from Municipal Stadium to Shibe Park (later known as Connie Mack Stadium). Pittsburgh owner Art Rooney buys half interest in the Eagles after selling the Steelers franchise to Alexis Thompson of New York, a 30-year old heir to a six million fortune in steel stocks.

1941 — Bell and Rooney swap franchises with Thompson, Rooney returning to Pittsburgh and Thompson taking over the Eagles. Bert Bell joins Rooney as a full-time partner in Pittsburgh. Thompson hires Earl (Greasy) Neale as head coach of the Eagles.

1943 — Eagles merge with Pittsburgh Steelers to form the "Steagles" due to manpower shortage during World War II. Merger dissolved at end of season.

1944 — First draft choice Steve Van Buren debuts as Eagles' halfback. Team finishes in second place with 7-1-2 record.

1945 — Team again finishes in second place with 7-3 record and leads league in scoring with 272 points. Van Buren leads NFL with 838 rushing yards and 110 points.

1946 — Team finishes second for third straight year with 6-5 record.

1947 — Rookie end Pete Pihos, Van Buren, and Bosh Pritchard combine with an overpowering defense to lead Philadelphia into the NFL championship game for the first time but the Chicago Cardinals earn the NFL title with a 28-21 victory at icy Comiskey Park.

1948 — Eagles win their first NFL championship, defeating the Chicago Cardinals, 7-0, in a blinding snowstorm at Shibe Park.

1949 — Thompson sells the team to 100 buyers, each of whom paid $3,000 for one of the 100 shares. They were called the "Happy Hundred" or the "100 Brothers." Their leader was James P. Clark, a Philadelphia sportsman and business executive, and the 100 investors included some of the leading names in Philadelphia business, government and politics, including Leonard Tose. Vince McNally is named general manager. University of Pennsylvania All-America C/LB Chuck Bednarik is a 1st round draft choice. The Eagles win their 3rd straight Eastern Division title and defend their NFL championship with a 14-0 win over the Los Angeles Rams.

1949 Champions

1950 — In Greasy Neale's final season as the Eagles' head coach, they finish tied for third in the American Conference with a 6-6 mark.

1951 — Alvin (Bo) McMillan replaces Greasy Neale as head coach. McMillan becomes ill the night before the season opener and is replaced by Wayne Millner. End-placekicker Bobby Walston is named rookie of the year.

1952 — Jim Trimble succeeds Wayne Millner as head coach. Team rides strong defense to 7-5 second place finish.

1953 — Bobby Thomason and Adrian Burk combine to pass for a league-high 3,089 yards. Pete Pihos catches 63 passes for 1,049 yards and 10 touchdowns to lead league. Eagles finish in second place and snap Cleveland's 11-game winning streak with 42-27 win in season finale.

1954 — Bobby Walston leads league in scoring with 114 points. Eagles finish second for third consecutive year with second straight 7-4-1 record.

1955 — Pihos again leads all NFL pass receivers with 62 catches for 864 yards. Joseph A. Donoghue, Eagles' vice president/secretary, is elected assistant treasurer of the NFL.

1956 — Hugh Devore replaces Jim Trimble as head coach.

1957 — Rookie QB Sonny Jurgensen highlights a 4-8 season by passing Eagles to a 17-7 upset of the NFL Eastern Division Champion Cleveland Browns.

1958 — Buck Shaw signs as head coach replacing Hugh Devore. Eagles acquire quarterback Norm Van Brocklin in trade with Los Angeles. Team moves home games from Connie Mack Stadium to University of Pennsylvania's Franklin Field and attendance almost doubles.

1959 — With Pete Retzlaff and Tommy McDonald his chief targets, Norm Van Brocklin passes Eagles to 7-5 record and second place tie with Cleveland.

1960 — QB Norm Van Brocklin and Chuck Bednarik, who plays 60 minutes at center and linebacker, pace the Eagles to their first Eastern Division title in 11 years. The Birds then win their third NFL championship with a come-from-behind 17-13 victory over Green Bay at Franklin Field. Van Brocklin, the league's MVP, and head coach Buck Shaw both announce their retirements at the end of the season.


1960 Eagles

1961 — Nick Skorich is named head coach and Sonny Jurgensen takes over as the starting quarterback. Despite Jurgensen's record-setting season as a passer and a 10-4 record, the Eagles fail to repeat as division champions.

1962 — Injuries in unprecedented numbers hit Eagles as the team wins only three games and falls to last place.

1963 — RB Timmy Brown sets a then NFL record for total offense (2,436 yards; 841 rushing, 487 receiving, 11 passing, 945 kickoff returns, and 152 punt returns) in a season. With the club's 91 outstanding shares now held by 65 stockholders, club president Frank L. McNamee said it would be put up for sale with an asking price of 4,500,000. Jerry Wolman, a 36-year old builder and self-made millionaire from Washington outbid Philadelphia businessman Jack Wolgin and became the new owner. The sale price was $5,505,000.

YEAR-BY-YEAR HISTORY

1964 — Former Chicago Cardinals and Washington Redskins coach Joe Kuharich signs as head coach and begins a series of major trades to rebuild the club.

1966 — After extensive roster changes, the Eagles finish 9-5 for their first winning season in five years.

1967 — Quarterback Norm Snead and flanker Ben Hawkins set team passing and receiving records, respectively, but injuries to other key players contribute to a disappointing 6-7-1 record and a second place finish.

1969 — After Wolman's empire fell into serious financial trouble, a bankruptcy referee in U.S. District Court in Baltimore oversees the team's sale to Leonard Tose, a millionaire trucking executive. The price was a reported $16.1 million, at the time a record price for a professional sports team. Tose names former Eagles' receiving great Pete Retzlaff as general manager and Jerry Williams as head coach.

1971 — The Eagles leave Franklin Field for a new home at Veterans Stadium. After three consecutive crushing losses at the beginning of the season, assistant Ed Khayat replaces Jerry Williams (who had led the club to only a 3-10-1 mark in 1970) as head coach.

1972 — After a stormy 2-11-1 season, Tose accepts general manager Retzlaff's resignation and releases the entire coaching staff. A bright spot, however, is Harold Jackson who leads the NFL in receptions and receiving yards (62-1,048).

1973 — Under new coach Mike McCormick and new quarterback Roman Gabriel, the Eagles have an exciting offensive season but can muster only a 5-8-1 record. In his first year as a full-time receiver, Harold Carmichael becomes the second consecutive Eagle to lead the NFL in receptions (67).

1974 — Under newly appointed general manager Jim Murray, the Eagles trade with Cincinnati and acquire LB Bill Bergey. Bergey bolsters the defense and wins Pro Bowl honors along with TE Charle Young, who becomes the 3rd consecutive Eagle to lead the league in receptions (63).

Jaworski and Vermeil

1976 — After a 4-10 season in 1975, Tose appoints 39-year old Dick Vermeil of UCLA as head coach but the Birds again earn a 4-10 mark.

1977 — QB Ron Jaworski is obtained from the Los Angeles Rams in exchange for the rights to TE Charle Young. Bill Bergey, keying the newly-installed 3-4 defense of coordinator Marion Campbell, wins all-pro and all-conference honors and is selected to play in his third Pro Bowl.

1978 — The Eagles post a 9-7 record, their first winning season since 1966, and make the playoffs for the first time since 1960. They lose the NFC Wild Card playoff game in Atlanta, however, 14-13 as the Falcons score two 4th-quarter TDs and Eagles' Mike Michel misses a 34-yard FG try with 1:34 to play. Wilbert Montgomery, in his first starting season, rushes for 1,220 yards to become the first Eagle since Steve Van Buren to surpass 1,000 in a season. CB Herman Edwards provided the "Miracle of the Meadowlands" when he scooped up a fumbled handoff from Joe Pisarcik to Larry Csonka and raced 26 yards for the winning TD with 20 seconds left to play before a stunned Giants Stadium crowd.

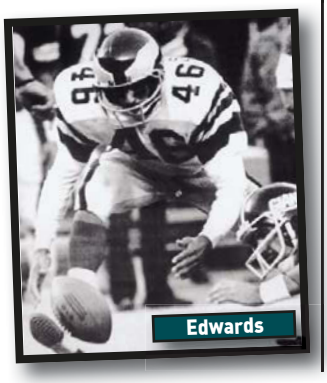
Edwards

1979 — With an 11-5 regular season record — their best since 1961 — the Eagles tie Dallas for first place in the NFC East and go to the playoffs as a wild card team. After beating Chicago, 27-17, in the Wild Card Game, the Birds are upset at Tampa Bay, 24-17 in a divisional playoff round. Wilbert Montgomery sets a club record with 1,512 rushing yards, and Harold Carmichael sets a then NFL record on Nov. 4, catching a pass in his 106th consecutive game. Rookie barefoot kicker Tony Franklin boots the second longest FG in NFL history — 59 yards — in a 31-21 victory at Dallas. Dick Vermeil is voted NFL coach of the year.


Montgomery

1980 — The Eagles win 11 of their first 12 games and go on to a 12-4 mark and the NFC East championship. The Birds trounce Minnesota 31-16, in the divisional playoff round and then upend Dallas, 20-7 at Veterans Stadium, to win the NFC title and a berth in Super Bowl XV. The Oakland Raiders prevail in that game, however, 27-10. Ron Jaworski leads the NFC with a 90.9 passing rating while throwing for 3,527 yards and 27 touchdowns. He is named NFL player of the year by the Maxwell Football Club and NFC player of the year by UPI. Harold Carmichael's then-record NFL receiving streak is snapped at 127 games when he fails to catch a pass in the regular season finale at Dallas after sustaining a back injury in the first half.

1981 — After building a 6-0 record early in the season, the Birds struggle in their final eight games, post a 10-6 record and appear in the playoffs for the fourth consecutive year but are upset at home in the NFC Wild Card Game by the NY Giants, 27-21. The Birds' defense ranks first in the NFL in fewest yards allows (4,447) and fewest points allowed (221). Harold Carmichael enjoys the third 1,000-yard receiving year of his career and Wilbert Montgomery rushes for 1,402 yards.

1982 — An NFL players' strike takes place after two games and stops play for eight weeks. When play resumes on November 21, the long layoff hurts the Eagles. After splitting their first two games of the season, the Birds come back from the strike to lose four in a row and miss the playoffs for the first time since 1977. A 24-20 Eagles' victory at Dallas on December 26 is the last victory in the Philadelphia career of head coach Dick Vermeil, who resigns shortly following the season after compiling a 55-51-0 overall record.

1983 — Marion Campbell replaces Dick Vermeil as head coach after six seasons as the Eagles' defensive coordinator. Owner and president Leonard Tose announces in January that his daughter, Susan Fletcher, the Eagles' vice president and legal counsel, would eventually succeed him as primary owner of the Eagles. After winning four of their first six games, the Eagles become mired in a seven-game losing streak and finish with a 5-11 record. The Birds' offense is highlighted by first-team all-pro and AFC-NFC Pro Bowl selection Mike Quick, who leads the league and sets club records with 1,409 yards receiving on 69 catches.

1984 — After a 1-4 start, the Eagles post a 5-5-1 record over their final 11 games. Philadelphia's swarming defense sets a then club record of 60 quarterback sacks. Wilbert Montgomery establishes the Eagles' career rushing record for yards (6,538) and attempts (1,465) surpassing the marks set by Pro Football Hall of Famer Steve Van Buren from 1944-1951. Kicker Paul McFadden establishes an Eagles' season scoring record with 116 points (tops among rookies), surpassing Bobby Walston's 30-year mark of 114, and is named NFC rookie of the year. Ron Jaworski suffers a broken leg at St. Louis in week 13, snapping his streak of 116 consecutive starts (believed to be an all-time record for NFL QBs).

1985 — On March 12, Leonard Tose, the Eagles' owner since 1969, announces an agreement to sell the team to Norman Braman and

Ed Leibowitz, highly successful automobile dealers from Florida for a reported $65 million. After obtaining the approval of the other NFL owners and fulfilling the terms of the transaction, Braman officially becomes the Eagles' new owner on April 29. That same day, Braman elevates Harry Gamble, general manager since February 4, to vice president-general manager overseeing day-to-day operations of the club. All-time Eagles' rushing leader Wilbert Montgomery does not report to training camp and is traded to Detroit for LB Garry Cobb in preseason. The Eagles again overcome a 1-4 start, but fall off the pace and finish 7-9. Head coach Marion Campbell is released on December 16, and Fred Bruney takes over as interim head coach for final game at Minnesota.

1986 — Buddy Ryan, defensive coordinator of the Chicago Bears' Super Bowl XX Champions, is named the 17th head coach in Eagles' history on January 29. On July 16, Norman Braman becomes the sole owner of the team, purchasing the remaining 35 percent from his brother-in-law Ed Leibowitz. Harry Gamble is promoted to president-chief operating officer. Ryan makes sweeping changes in the Eagles' roster, keeping young players and releasing several veterans. The youthful Birds struggle to a 5-10-1 record against the toughest schedule in the league. The Birds place two players on the AFC-NFC Pro Bowl roster: WR Mike Quick and DE Reggie White. White ties a Pro Bowl record with 4 sacks and is named MVP of the game.

Ryan

1987 — In March, Ron Jaworski, who set nearly every club passing record from 1977-1986, is put on waivers after the club decides not to guarantee his contract. The Eagles split their first two games of the season before the NFL was beset by a players strike. After all games of Week 3 were cancelled, the NFL resumed play with replacement teams for the next three weeks. The Birds replacement team goes 0-3 and sets the stage for a surge by the regular players when they return to work. Philadelphia's regulars proceed to win three straight after the strike and move into a tie for 2nd place in the NFC East. They go on to finish 7-8 overall (7-5 in non-strike games) and due to a tie-breaking system, rank 4th in the NFC East behind Dallas and St. Louis who also posted 7-8 marks. Offensively, WR Mike Quick earns his fifth consecutive trip to the AFC-NFC Pro Bowl while QB Randall Cunningham (Pro Bowl 1st alternate) emerges as a rising talent. Cunningham threw 23 TD passes and became the first QB to lead his team in rushing (505 yards) since the Bears' Bobby Douglas did so in 1972. The defense was led by DE Reggie White, who was named the NFL's defensive player of the year. White's 21 sacks set an NFC record and fall one shy of the NFL mark.

1988 — The Eagles post the NFL's best mark (6-1) over the final seven weeks of the regular season en route to a 10-6 record and the NFC Eastern division title. But their playoff fate is not sealed until moments after the conclusion of their 23-7 victory at Dallas in week 16. It is then that NY Jets' QB Ken O'Brien throws a TD pass to Al Toon to defeat the Giants and ensure the division title for the Eagles. Philadelphia then travels to Chicago for an NFC divisional playoff game against the Bears and a place in NFL history. The game, which begins in sunny, 29 degree weather, would later be dubbed "The Fog Bowl," after a thick fog rolls off Lake Michigan late in the 2nd quarter. Due to the fog, visibility on the playing field was extremely difficult and the Bears prevail, 20-12. The shining season included the selection of QB Randall Cunningham, DE Reggie White and TE Keith Jackson as starters in the Pro Bowl. Cunningham also wins the Maxwell Football Club's Bert Bell Award as the NFL's top player. White leads the NFL in sacks for the second consecutive year and Jackson sets an Eagles' receiving record with 81 catches en route to earning rookie of the year honors from The Sporting News.

Cunningham

1989 — The Eagles used an aggressive, ball-hungry defense — which led the NFL in takeaways (56) and interceptions (30), and set a team record with 62 QB sacks — to finish 11-5. Philadelphia, however, finished second to the Giants in the NFC East (despite two victories in head-to-head competition) and faced the LA Rams in the Wild Card playoff. Although playing a post-season game at Veterans Stadium for the first time since 1981, the Birds fell 21-7. QB Randall Cunningham posted similar numbers to his superb '88 campaign despite missing receivers Mike Quick and Keith Jackson for most of the season due to injuries. A deeper loss came on Dec. 9, when quarterback coach Doug Scovil passed away. The second alternate to the Pro Bowl, Cunningham started for the NFC squad when injuries kept the other QBs from playing. CB Eric Allen led the NFC in interceptions with 8.

1990 — In February, Buddy Ryan hired Rich Kotite as offensive coordinator to improve the Eagles' sluggish attack. At season's end, the offense led the NFL in rushing (2,556) and the NFC in scoring (396) and TD passes (34). The defense led the NFL in stopping the run thereby making the Birds the first team to lead the league in both rushing categories since Chicago did so in 1985. A 10-6 record put Philadelphia in the playoffs once again, but the Eagles suffered their third opening round defeat in as many seasons. The 20-6 Wild Card loss to Washington signaled an end to the five-year Ryan era. Randall Cunningham flourished with 30 TD passes and 942 rushing yards, while rookie WRs Calvin Williams and Fred Barnett combined for 17 TDs.

1991 — On January 8th, team owner Norman Braman opted not to renew the contract of Buddy Ryan, the Eagles' head coach since 1986. On the same day, Braman promoted then-offensive coordinator Rich Kotite, making him the 18th head coach in club history. They opened with a 3-1 mark, their best start since 1981, despite having lost QB Randall Cunningham for the year due to a knee injury suffered at Green Bay on opening day. After coming on to lead the Eagles to their solid start, backup QB Jim McMahon was also injured in game 5. With McMahon sidelined, the Birds suffered through a four-game skid. By mid-season, Philadelphia had used five quarterbacks in eight games and seen its record sink to 3-5. The Eagles regrouped, however, and surged into contention for a playoff spot with a six-game winning streak (the club's longest since the start of '81) that upped their record to 9-5. But a loss at home to Dallas in game 15 ended Philadelphia's playoff hopes. The defense finished the season ranked #1 in the NFL in terms of fewest yards allowed overall, vs. the run, and vs. the pass. As such, the Birds became only the fifth club in NFL history and the first since 1975 to accomplish this rare triple. In addition, the Eagles' defense led the NFL in sacks and fumble recoveries and tied for the league lead in takeaways. Five members of that defensive unit represented the Eagles in the AFC-NFC Pro Bowl – DEs Reggie White and Clyde Simmons, DT Jerome Brown, and LB Seth Joyner were selected as starters while CB Eric Allen also made the NFC squad. The selection of White, Simmons, and Brown marked only the sixth time in NFL history that three defensive linemen from one team were elected to the Pro Bowl.

1990s Eagles

1992 — The Eagles were dealt a huge blow before the season even began as all-pro defensive tackle Jerome Brown was killed in an auto-

mobile accident on June 25th in his hometown of Brooksville, FL.The tragedy overshadowed the promise of the upcoming season which included the return of QB Randall Cunningham - out almost the entire '91 season with a knee injury - as well as the addition of RB Herschel Walker whom the Eagles acquired as a free agent just three days before Brown's death. They finished second in the NFC East with an 11-5 record and returned to the playoffs, earning a Wild Card victory over the Saints before dropping a Divisional Playoff to the eventual Super Bowl champion Dallas Cowboys. The win over the Saints was the team's first postseason victory since 1981 and its first road playoff conquest since 1949. Off the field, a September 24th ruling by U.S. District Judge David Doty paved the way for free agency in the NFL by finding the league's "Plan B" policy in violation of federal antitrust laws and provided the four plaintiffs in the suit with an opportunity to sign with another club. Among those four was Eagles TE Keith Jackson, who four days later inked a deal with the Miami Dolphins.



Brown's Jersey

1993 — In January, the NFL and the Players Association signed a Collective Bargaining Agreement, a 7-year deal that would institute a form of limited free agency to replace the "Plan B" system. The most prominent NFL player affected by the settlement was the Eagles' all-time sack leader Reggie White, who went on to sign with the Green Bay Packers on April 5th. On the field, the Eagles produced an 8-8 record. After a flying start in which the Birds jumped out to a 4-0 record on the strength of three consecutive dramatic come-from-behind wins, season-ending injuries to QB Randall Cunningham, WR Fred Barnett and others were followed by a six-game losing streak (their worst skid since '83). Nonetheless, backup QB Bubby Brister led them to wins in 4 of their final 6 contests, a stretch that kept them in the playoff hunt until the final week of the season.

Lurie

1994 — A new chapter in Eagles history began on April 6th when Norman Braman, the team's owner since 1985, reached an agreement in principle to sell the franchise to Jeffrey Lurie, a Boston native and president of a Hollywood-based movie production company. Once NFL owners voted to approve the sale on May 6th, Lurie officially took over the club on May 17. Despite losing the opener, the Eagles won 7 of their next 8 games, including a 40-8 thumping of the eventual Super Bowl champion 49ers. However, they lost their final 7 games and finished out of the playoffs. Two days after the season, Rich Kotite's 4-year reign as head coach ended. Herschel Walker became the first player in league history to record a 90-plus yard run, reception, and kickoff return in a single season. Only one other player - Bobby Mitchell - had previously recorded that trifecta in a career. With back-to-back 100-yard rushing performances, rookie RB Charlie Garner became only the 7th back in NFL history to top the century mark in his first two contests. DE William Fuller, a free agent acquisition from Houston, notched at least one sack in 7 straight games and broke the club record of 6 shared by Reggie White and Clyde Simmons.

1995 — On February 2, Jeffrey Lurie named 49ers defensive coordinator Ray Rhodes as the 19th head coach in team history. Eleven months and a playoff victory later, that decision resulted in NFL coach of the year honors. Rodney Peete took over at QB after a 1-3 loss and led them to 9 wins in their final 12 games. RB Ricky Watters, one of the NFL's most prominent free agent acquisitions of the year, combined with Charlie Garner to give Philadelphia the league's 4th best rushing attack. In the postseason, the Eagles routed the favored Detroit Lions, 58-37, in a Wild Card game. A week later, they bowed out to the eventual Super Bowl champion Cowboys. At season's end, Watters, DE William Fuller (an NFC-high 13 sacks), and LB William Thomas (7 INTs) went to the Pro Bowl. Off the field, Lurie and his wife, Christina, oversaw the formation of Eagles Youth Partnership (EYP). The charitable wing of the Eagles, EYP was formed in order to improve the quality of life and enhance opportunities for children in the Greater Philadelphia region.

1996 — For the second consecutive year the Eagles compiled a 10-6 regular season record and earned a playoff berth. As such, Ray Rhodes became the first coach to lead the Eagles into the playoffs in each of his first two seasons at the helm. In the NFC Wild Card game, however, the Eagles fell, 14-0, to San Francisco in a rain-drenched 3Com Park. For the third time in six seasons, the Eagles lost their starting QB to injury early on as Rodney Peete ruptured a tendon in his right knee vs. Dallas. Ty Detmer led the Birds to four straight wins and teamed with WR Irving Fryar and RB Ricky Watters to fuel the conference's #1 offense (351.7 yds/game). Watters earned a Pro Bowl berth with personal bests in rushing atts. (353), rushing yards (1,411), TDs (13), and total yards from scrimmage (a league-leading 1,855). DE William Fuller led the team with 13 sacks en route to his 3rd straight Pro Bowl. MLB James Willis' interception in the end zone in the final moments of game 9 at Dallas sealed a big win. Willis' theft off QB Troy Aikman and subsequent lateral to CB Troy Vincent resulted in a 104-yard TD return.

1997 — After a 4-6 start clouded the club's shot at the post-season, the Eagles turned to 2nd-year QB Bobby Hoying. A 2-0-1 record in his first three starts brought them back into contention, but ended the year with a 6-9-1 record. Injuries plagued the club as 42 different players started, including three different QBs (Ty Detmer, Rodney Peete and Hoying). Irving Fryar posted 86 receptions and Ricky Watters became the first Eagle to top the 1,000-yard rushing plateau in three consecutive years. The defense's most memorable performance came in a win vs. Green Bay as they held the Pack without a TD, snapping a string of 85 games (incl. playoffs) in which they had scored a TD.

1998 – A disappointing 3-13 season led to the dismissal of head coach Ray Rhodes on December 28th, one day after the season finale. The Eagles started 0-5 before posting their first win. Duce Staley became the first Eagle draft pick to top the 1,000-yd. rushing plateau since Wilbert Montgomery (1981). On defense, the Eagles procured DE Hugh Douglas in a trade with the Jets. Douglas led the Eagles with a career-high 12.5 sacks, including a club-tying record of 4.5 at San Diego.

1999 – Former Green Bay quarterback coach Andy Reid was named head coach on January 11th. Three months later, the club used the 2nd overall draft choice to select QB Donovan McNabb, one of the most accomplished athletes to ever come out of Syracuse. Their 2-7 start prompted Reid to insert McNabb into the starting lineup for six of the final seven contests. In his first start on Nov. 14th vs. Washington, McNabb sparked the Eagles to a 35-28 win over the Redskins. RB Duce Staley garnered his second straight 1,000-yd. rushing season and accounted for a NFL-best 41% of his team's offense. New defensive coordinator Jim Johnson turned up the heat as his troops accounted for a league-best 46 take-aways, including 28 interceptions (3rd in



Reid

NFL), five of which were returned for TDs (a team record). FS Brian Dawkins and CB Troy Vincent earned their first Pro Bowl selections. Vincent's 7 INTs tied for the league lead and became the first Eagle to top the entire NFL in INTs since 1972 (Bill Bradley). Although the Eagles finished 5-11, Reid implemented a positive attitude in his young group of players that included 14 true rookies on the season-ending roster.

McNabb - 1999 NFL Draft

2000 – Andy Reid, the NFL's coach of the year, led the Eagles to the greatest turnaround in franchise history, finishing 2nd in the NFC East at 11-5. The season started with a perfectly executed onsides kick by David Akers to kickoff the season opener at Dallas, leading to a 41-14 win. The Eagles won 10 of their next 13 contests and earned the top Wild Card spot in the NFC. In the playoffs, the Eagles overwhelmed Tampa Bay, 21-3, before losing to the eventual NFC Champion NY Giants in the Divisional Playoffs. After RB Duce Staley went down for the season with a foot injury in game 5, Donovan McNabb became a legitimate MVP candidate (he finished 2nd in AP voting to Rams RB Marshall Faulk). McNabb accounted for 74.6% of the team's total net yards. TE Chad Lewis led all NFC tight ends in receptions (69) and earned his first trip to the Pro Bowl. The defense featured 3 Pro Bowlers in CB Troy Vincent, DE Hugh Douglas (15 sacks, 2 in playoffs), and MLB Jeremiah Trotter. First round draft choice DT Corey Simon recorded a rookie team-record 9.5 sacks.

2001 — The Eagles captured their first NFC Eastern Division Championship since 1988 and their first appointment in the NFC title game since 1980. Adversity hit this club early and often. The first preseason game was cancelled due to problems with the Veterans Stadium turf. C Bubba Miller was lost to a season-ending foot injury. And they dropped their season opener in overtime to the Rams before true adversity devastated the entire world on September 11th when terrorist attacks struck the World Trade Center and the Pentagon. As a result, a week's worth of NFL games were postponed. The Eagles were 2-2 before beating the Giants, 10-9, on Monday Night Football for the first time since 1996 (a span of nine games). The Eagles won 8 of their last 10 games, including a dramatic 24-21 win over the Giants on December 30 to clinch the NFC East title. In the playoffs, the Eagles defeated the Bucs and in the Divisional playoffs, Donovan McNabb won his homecoming to to Chicago, 33-19, at Soldier Field. The Pro Bowlers on defense were Hugh Douglas, Jeremiah Trotter, Troy Vincent, and Brian Dawkins. The unit allowed a league-low 64 points in 8 road games. In fact, their 7-1 road record was the best in club history. David Akers earned his first Pro Bowl berth and set a club record with 17 consecutive FGs made.

2002 — In the 31st and final season at Veterans Stadium, the Eagles set a team record for points scored (415) and sent a league-high 10 players to the Pro Bowl. However, they fell in the NFC Championship game for the second consecutive season. Andy Reid, the consensus coach of the year, proved the Eagles were not a one-man show, winning five of six games without Donovan McNabb (broken ankle). McNabb returned for the playoffs and directed a win in the Divisional playoff after 3rd QB A.J. Feeley started the final five games, winning his first four. Although the Eagles lost their season finale to the Giants, they were still able to clinch home field after the Jets trounced the Packers in the same stadium one day later. The defense finished in the top five in numerous categories and sent four players to the Pro Bowl: CB Troy Vincent, CB Bobby Taylor, FS Brian Dawkins, and DE Hugh Douglas. The offensive line also featured multiple Pro Bowl selections for the first time since 1980 with Tra Thomas, Jon Runyan and Jermane Mayberry. Kicker David Akers notched 133 points to earn a Pro Bowl berth.

2000s Eagles

2003 — In a season marred with injuries and controversy, the Eagles captured their third consecutive NFC East division title and third straight trip to the NFC title game, a loss to Carolina. Lincoln Financial Field officially became the Eagles new nest with a season-opening Monday night contest vs. Tampa Bay. But the Eagles not only lost their first two contests, they were left without the services of DBs Brian Dawkins and Bobby Taylor for a large chunk of the season (foot injuries). Then LB Carlos Emmons (ankle) and Brian Westbrook (triceps) were felled by season-ending ailments in December. After a 2-3 start, the Eagles rattled off nine straight wins, tying a team record previously set in 1960. That win streak was propelled by an improbable win at NYG on October 19. Trailing the Giants 10-7 with 1:34 to play, Westbrook returned a punt 84 yards for a dramatic, game-winning score. They ended up earning home-field advantage in the playoffs for the 2nd straight season. After suffering through a QB rating of 51.1 in the first six games, a thumb injury in his throwing hand, and disgraceful, racial commentary by former ESPN analyst Rush Limbaugh following the 0-2 start, McNabb thrived. He garnered NFC offensive player of the month honors in November, leading the team to a 5-0 month. He engineered a come-from-behind playoff win vs. Green Bay before suffering a rib injury a week later vs. Carolina that sidelined him in the 4th quarter. The Eagles employed a unique running back trio (Westbrook, Correll Buckhalter, and Duce Staley), dubbed the "three-headed monster," that racked up 1,618 rushing yards, 2,465 total yards from scrimmage, and 29 total TDs.

Lincoln Financial Field

2004 — One of the most eventful off-seasons in team history helped propel the Eagles to their first NFC Championship and subsequent Super Bowl appearance in 24 years. Although they lost a hard-fought battle to the Patriots, 24-21, in Jacksonville, the Eagles milestones were plentiful as they captured their 4th consecutive NFC East division title and won a franchise record 13 regular season games. Andy Reid became the winningest coach in franchise history surpassing Greasy Neale. On the first day of the free agent signing period, they inked DE Jevon Kearse and later acquired WR Terrell Owens in a trade. Owens ended up with 77 catches for 1,200 yards and 14 scores. Donovan McNabb also turned in a stellar campaign, completing 64% of his passes for 3,875 yards, 31 TDs and just 8 INTs for a career-high 104.7 QB rating. He became the first player in NFL history to finish a season with 30+ TD passes and fewer than 10 INTs and his 24 consecutive completions over a span of two games set an NFL record previously set by Joe Montana (22) in 1987. McNabb, Owens, Brian Westbrook and Tra Thomas earned Pro Bowl berths on the offense. The defense was led by Kearse, a trio of Pro Bowl defensive backs (Brian Dawkins, Michael Lewis, and Lito Sheppard), and Jeremiah Trotter, who earned a Pro Bowl berth despite not starting until game 9. Trotter returned in July after being released by the Redskins. K David Akers, who set a NFL record with 17 FGs of


2004 NFC Championship

40-yards-or-more, and LB Ike Reese both earned Pro Bowl berths on special teams. In all, a league-best 10 Eagles earned trips to Hawaii. The Eagles stormed out to a 7-0 record and clinched the NFC East title with 5 games remaining. They clinched home field advantage in the NFC after starting 13-1. In the playoffs, the Eagles topped Minnesota in the Divisional round and Atlanta in the Championship game.

2005 — Stymied by injuries and a plethora of off-the-field distractions, the Eagles finished with a 6-10 record and out of the playoffs for the first time since 1999. The defending NFC champions began the season with a 4-2 record, including a dramatic come-from-behind win at Kansas City in which they overcame a 27-6 first half deficit to win, 37-31, and an equally heart-stopping victory vs. San Diego in which Matt Ware returned a blocked field goal 65 yards for the game-winning touchdown late in the fourth quarter. WR Terrell Owens was suspended for four games for conduct detrimental to the team and ended up not playing in the final nine games of the season. MLB Jeremiah Trotter earned his fourth Pro Bowl berth with a team-high 169 tackles. Reggie White's #92 was officially retired in an emotional halftime ceremony of a Monday night contest vs. Seattle on December 5. The ceremony included Reggie's wife, Sara, and their two children, as well as more than 20 of his former teammates and coaches.

White's Jersey

2006 — The Eagles claimed their fifth NFC East title in six years as they reeled off five consecutive wins at the end of the regular season to finish 10-6. The Eagles jumped out of the gate with a 4-1 record. The hot start was capped off by an emotional 38-24 victory vs. Dallas on Oct. 8, when Lito Sheppard made two crucial INTs, the second of which he returned 102 yards for a touchdown in the waning seconds. However, the team then lost five of their next six contests and Donovan McNabb for the remainder of the season with a torn ACL, which he suffered in a Nov. 19 loss to Tennessee. Jeff Garcia was handed the reins, and after a devastating 45-21 loss at Indianapolis, rallied the Eagles to five straight wins. The Eagles swept a treacherous three-game road stretch against division rivals, including a Christmas Day win at Dallas. The following week, Andy Reid was able to rest his starters in the season finale vs. Atlanta when news arrived in the 1st quarter that they had clinched the NFC East title with a Cowboys loss to Detroit. The Eagles used a 38-yd. walk-off field goal by David Akers to capture a 23-20 Wild Card victory against the Giants, but came out on the losing end of a 27-24 battle at New Orleans in the Divisional round. Brian Dawkins, Shawn Andrews and Lito Sheppard earned Pro Bowl berths. Brian Westbrook tallied his first 1,000-yard rushing season and the offensive line was one of two squads in the NFL to start the same five linemen in all 16 games.


Westbrook

2007 — In the team's 75th anniversary season, the Eagles could not overcome a 1-3 start as they finished 8-8 and out of the playoffs. RB Brian Westbrook set two team records for total yards from scrimmage (2,104) and receptions (90). He became the first Eagle to lead the league in total yards from scrimmage since 1996 (Ricky Watters) and the first NFL player from a non-Division I-A school to do so since 1979 (Philadelphia's Wilbert Montgomery). WR Kevin Curtis posted career highs in catches (77), yards (1,110), and total touchdowns (8) in his first season in Philadelphia after signing as a free agent. For the first time in franchise history, the Eagles featured three players (Westbrook, Curtis, Reggie Brown) with over 60 catches and 700 yards each. After that 1-3 start, the team managed to fight their way back to a 5-5 record as they headed into Gillette Stadium to face the 10-0 New England Patriots. A valiant effort by back-up QB A.J. Feeley went for naught as the Eagles fell, 31-28. Westbrook and Shawn Andrews earned Pro Bowl honors.

2008 — The Eagles were defeated in their fifth NFC Championship game appearance of the decade. In what seemed like a microcosm of their entire season, Philadelphia fell behind 24-6 in the NFC title game at Arizona, but stormed back to take a 25-24 lead, only to then have the Cardinals score the game-winning TD with under three minutes to play. The Eagles struggled to find consistency during the early portion of the season and hit rock bottom at 5-5-1 after a 36-7 blowout loss at Baltimore. But they rallied back into playoff contention entering the final week. They entered the final Sunday of the season needing a win over Dallas, a Tampa Bay loss to visiting Oakland and either a Chicago loss at Houston or a Minnesota loss vs. the Giants, to earn a playoff berth. The Raiders and Texans came up with thrilling upsets in the 1:00 pm games that day, before the Eagles pounded the division-rival Cowboys, 44-6, in a late afternoon contest. In the playoffs, the Eagles stingy defense carried them to impressive road victories at Minnesota (26-14) and in a rematch at New York (23-11) before being derailed by the Cardinals. Brian Dawkins and free agent newcomer CB Asante Samuel (4 interceptions in the regular season plus two in the playoffs) both earned Pro Bowl honors, while McNabb became the franchise's all-time leader in yards and touchdown passes. Dawkins became the franchise's all-time leader in interceptions (34), tying Eric Allen and Bill Bradley. K David Akers set team records for points (144) and field goals made (33). Head coach Andy Reid became the 37th coach in NFL history to reach the 100-win plateau and the 14th coach to reach double digit victories in playoff history. Samuel set an NFL postseason record with his 4th INT returned for a score and rookie WR DeSean Jackson led the team with 62 receptions and 912 yards, most ever by an Eagles rookie WR.

McNabb

2009 — The Eagles got off to a strong start, winning five of their first seven games, despite losing QB Donovan McNabb for two games with a rib injury. They hit a midseason snag after losing back-to-back games to rival Dallas and eventual AFC West Champion San Diego to fall to 5-4. A late-season rally helped the Eagles rattle off six straight wins, their longest-such streak in the regular season since 2003. Entering the final week of the season, Philadelphia had hopes of securing its sixth NFC East title of the decade and a first-round bye in the playoffs. However, a second loss to the Cowboys in the season finale dropped the Eagles to the sixth seed and forced a rematch between the two bitter, division rivals in the Wild Card round of the playoffs, where they again fell to the Cowboys, 34-14. Led by DeSean Jackson (62 receptions, 1,156 yards and 9 TDs), the Eagles saw their young skill position players flourish. The speedy WR/KR became the first player in NFL history to be named to the Pro Bowl at two positions, recording an NFL record-tying eight touchdowns of 50-plus yards and leading the league with a 15.2 yard punt return average. TE Brent Celek (76 receptions, 971 yards, 8 TDs) established himself as a reliable weapon and one of the elite tight ends in the NFL. The infusion of young players on offense continued with rookie WR Jeremy Maclin (D1-09) and rookie RB LeSean McCoy (D2-09). Maclin followed in Jackson's footsteps, finishing his first season as one of the top rookie wide outs with 56 catches for 773 yards and four touchdowns. Meanwhile, McCoy proved to be a valuable asset in the running game as he led the team and set the Eagles rookie rushing record with 637 yards. K David Akers, DE Trent Cole, T Jason Peters, CB Asante Samuel, FB Leonard Weaver, and LS Jon Dorenbos all joined Jackson in earning Pro Bowl honors. Head coach Andy Reid

contract's was extended through 2013.

2010 — The Eagles set franchise records for points (439) and total net yards (6,230) en route to an NFC East Division title, their 6th under head coach Andy Reid. Philadelphia met the eventual Super Bowl champion Packers in the Wild Card round, but lost, 21-16, at home. QB Michael Vick emerged as one of the NFL's top quarterbacks after taking over for an injured Kevin Kolb in the season opener. In his first year as a starter since 2006, he achieved career highs in passing TDs (21), yards (3,018), QB rating (100.2), comp. % (62.6) and rushing TDs (9) - earning him a trip to Hawaii as the NFC's starting quarterback in the Pro Bowl. He became only the 2nd QB in NFL history to throw for 3,000+ yards, rush for 500+ yards, and accrue a 100+ QB rating in a season. Vick had plenty of weapons surrounding him on the league's second-ranked offense. DeSean Jackson (47 receptions, 1,056 yards and 6 TDs) led the league in yards per catch (22.5) and became the first player in league history to return a punt for a game-winning touchdown as time expired on 12/19/10, capping off a historic comeback against the Giants. The Eagles trailed 31-10 with 8:17 remaining in the 4th quarter, but rallied for four touchdowns, including Jackson's miraculous return. WR Jeremy Maclin (70 receptions, 964 yards and 10 TDs) led the team in TDs and was second on the team in receptions and receiving yards. The duo combined for 2,020 yards, which was the 3rd-most output of any WR duo in the NFL. RB LeSean McCoy was fourth in the NFL in yards from scrimmage (1,672). CB Asante Samuel finished 2nd in the league in INTs (7) despite only playing in 11 games. David Akers, Jackson, T Jason Peters and Samuel all were selected to the Pro Bowl alongside Vick.

Vick

2011 — The Eagles finished the 2011 campaign 8-8, second in the NFC East. The offense was fueled by running back LeSean McCoy, who rushed his way into the Eagles record books by scoring 20 total touchdowns, including 17 on the ground, breaking the team records set by Hall of Fame back Steve Van Buren in 1945. A Pro Bowl selection for the first time, McCoy established new career-highs running the ball 273 times for 1,309 yards. His yardage total was the fifth-most in team history and ranked fourth in the NFL. The offense set franchise records with 6,386 total yards and 356 first downs. Quarterback Michael Vick set career marks in attempts (423), completions (253) and yards (3,303) while becoming the second player in league history (former Eagle Randall Cunningham) to surpass the 3,000-yard passing mark and 500-yard rushing plateau in consecutive seasons. Along the way, he surpassed Cunningham's all-time benchmark for rushing yards by a quarterback. For the first time in franchise history, the Eagles boasted three players (wide receivers DeSean Jackson, Jeremy Maclin and tight end Brent Celek) with 800+ receiving yards in the same season. On defense, the Eagles tied for the league lead with 50 sacks, including 18 from free agent signee defensive end Jason Babin (third in the NFL) and 11 from fellow DE Trent Cole. Their 29 combined sacks were the second most in team history by a duo, bested only by Reggie White and Clyde Simmons (33 in 1992). Babin earned his second straight Pro Bowl berth for his efforts. Left tackle Jason Peters also earned Pro Bowl honors for the fifth straight year, the last three coming in Philadelphia.

Peters

2012 — After 14 years in Philadelphia, the Eagles dismissed head coach Andy Reid on December 31st after finishing the season with a disappointing 4-12 record. Following a promising 3-1 start to the season, including a win over the Super Bowl Champion Baltimore Ravens, the Eagles dropped 10 consecutive games and would win only one of their final 12 games on the schedule. Throughout the season, the Birds were plagued by injuries on the offensive line as G Evan Mathis was the only offensive lineman to start all 16 games in 2012. Offensively, the Eagles were paced by WR Jeremy Maclin who became just the eighth wide receiver in NFL history to have at least 55 catches and 750 receiving yards in each of his first four seasons after notching 69 catches for 857 yards and seven touchdowns. RB LeSean McCoy accumulated 1,213 scrimmage yards (840 rushing, 373 receiving) and five touchdowns, including a career-high three receiving scores. Newcomer LB DeMeco Ryans provided a steadying force at the MLB position for the Birds, recording a team-high 148 tackles and a franchise-record 16 tackles for a loss in his first season with the team. After stepping in for an injured QB Michael Vick in Week 10, rookie QB Nick Foles started six of the final seven games of the season and established Eagles rookie records in passing yards (1,699), attempts (265) and completions (161), while fellow first-year standout DT Fletcher Cox led all rookie defensive tackles with 5.5 sacks.

2013 — Under the direction of first-year head coach Chip Kelly, the Eagles rebounded from a disappointing 4-12 season in 2012 to win 10 games and secure their first NFC East title since 2010 in record-breaking fashion. Kelly became the first rookie head coach in Eagles history to win the division in his first year on the job and just the second head coach since the merger to win a division title in his first season on an NFL staff. Philadelphia set franchise records in points (442), total net yards (6,676), touchdowns (53) and passing yards (4,406), while also turning the ball over fewer times (19) than any previous Birds squad. Offensively, LeSean McCoy finished with a franchise-best and NFL-leading 1,607 rushing yards and 2,146 yards from scrimmage, while Nick Foles recorded the third-highest quarterback rating (119.2) in NFL history after throwing for 27 touchdowns and two interceptions. The duo became the first pair in NFL history to lead the league in rushing yards and passer rating. WR DeSean Jackson set career highs in receptions (82) and receiving yards (1,332), and tied his personal best with nine receiving touchdowns. The Eagles attack was anchored by an offensive line that started all 16 games together for the first time since 2006 and featured two All-Pro selections in Evan Mathis and Jason Peters, who also garnered Pro Bowl honors along with McCoy. Under new defensive coordinator Bill Davis who implemented a 3-4 defensive scheme, Philadelphia held their opponents to 21 points or less in nine straight games during the middle of the season and finished the year ranked tied for third in games in which the defense held their foes to 21-or-fewer points with 12. DeMeco Ryans paced the defense with a career-high 177 tackles, four sacks and two interceptions while cornerback Brandon Boykin ranked tied for second in the NFL with six interceptions despite playing in just 51 percent of the team's defensive snaps. Trent Cole excelled following a transition from defensive end to outside linebacker in the new 3-4 scheme, recording a team-high eight sacks. Linebacker Mychal Kendricks emerged as a playmaker, collaring 137 tackles, three interceptions and four fumble recoveries.

McCoy

2014 — The Eagles continued to build an identity as one of the offensive leaders in the NFL, but key injuries and missed opportunities late in the season left Philadelphia outside of the playoff picture after finishing second in the NFC East. En route to their second-consecutive 10-6 record, the Eagles set franchise records in points (474), touchdowns (54), completions (390), gross passing yards (4,581) and first downs (356). Offensively, Philly was paced by Pro Bowlers RB LeSean McCoy, who rushed for 1,319 yards, and WR Jeremy Maclin, who established career highs in receptions (85) and receiving yardage (1,318). Despite battling injuries throughout the year, the Eagles offensive line saw three players receive Pro Bowl nods: T Jason Peters (also earned second-team All-Pro honors), G Evan Mathis and C Jason Kelce. At the quarterback position, QB Nick Foles led the team to a 6-2 record; however, a collarbone injury sustained in a Week 9 victory derailed Foles' season and opened the door for QB Mark Sanchez, who provided quality depth at the position, setting the team record for completion percentage (64.1 pct.). Defensively, Philadelphia was led by LB Connor Barwin, who led the NFC with 14.5 sacks en route to his first-career Pro Bowl nod and second-team All-Pro honors. DE Fletcher Cox joined Barwin on the All-Pro team after continuing to develop into one of the league's most disruptive defensive linemen. The Eagles finished the season tied for second in the NFL with 49 sacks, while also notching 11 return touchdowns (four on defense, seven on special teams) - the third-highest total in NFL history. The special teams unit made a large impact in 2014, with punt returner Darren Sproles earning second-team All-Pro and Pro Bowl honors after leading the league with a 13.0 punt return average and two PR touchdowns. Rookie K Cody Parkey broke the NFL's all-time rookie scoring record with 150 points, while RB Chris Polk and WR Josh Huff each notched kickoff return scores of 100+ yards, becoming the first team to have two such returns by different players since the 1970 Green Bay Packers.

Barwin

FOX's 2014 Galloping Gobbler

2015 — The Eagles struggled to find consistency during the 2015 season, finishing with a 7-9 record and missing the playoffs for the second-consecutive season. After spending the majority of three seasons in Philadelphia, head coach Chip Kelly was released from his contract prior to the team's Week 17 contest against the New York Giants, and interim head coach Pat Shurmur led the team to a win in the team's season finale. Offensively in 2015, the Eagles were paced by the play of QB Sam Bradford, who was acquired by the team during the 2015 offseason as part of a trade with the St. Louis Rams. Bradford started 14 games for the Birds, setting team records in completions (346) and completion percentage (65.0%), while finishing fourth in team history in passing yards (3,725). Bradford was supported by the emergence of two young pass catchers in WR Jordan Matthews and TE Zach Ertz. Matthews led the team in receptions (85), receiving yards (997) and touchdown catches (eight), while finishing the season with the 10th-most receptions (152) in NFL history by a player in the first two seasons of his career. In his third year in Philadelphia, Ertz set career highs in both receptions (75) and receiving yards (853) and flourished at the end of season, recording 35 catches and 450 yards receiving over the final four weeks of the campaign. His 450 yards over the final four weeks of the season was the highest total in NFL history by a tight end from Weeks 14-17. On the offensive line, T Jason Peters earned his third-consecutive Pro Bowl nod and his eighth-career invitation to the annual all-star game. Defensively, DE Fletcher Cox cemented his place among the league's top defensive linemen, earning his first-career Pro Bowl honors and second-team AP All-Pro accolades after posting a career high in sacks (9.5) and tackles (104). S Malcolm Jenkins continued to provide stability in the team's secondary during his second season in Philadelphia, pacing the team with 120 tackles and 15 passes defensed, while finishing behind only Cox (16.5) in tackles for loss (13). Rookie LB Jordan Hicks made an impact in his first season in the league, recording 54 tackles, three fumble recoveries, two interceptions, one forced fumble and a sack in only eight games before suffering a season-ending pectoral injury in Week 9. RB Darren Sproles earned Pro Bowl honors as a return specialist for the second-straight year after leading the league in punt return yards (446) and punt return touchdowns (two), while finishing second in punt return average (11.7).

Matthews

Cox

EAGLES IN THE COMMUNITY

As proud Philadelphians who take their responsibility to the community seriously, the Eagles believe there is no offseason to good citizenship. Between the team's year-round community efforts and Eagles Charitable Foundation, the Eagles work with a number of organizations in the Philadelphia region to strengthen and support a high quality of life for generations of fans because they believe that strong non-profits build strong communities.

The Eagles host a variety of events and campaigns that aim to inspire, motivate and educate. As a professional football team, the Eagles have a unique platform to reach the community and have long-lasting effects.

The team takes great pride in serving the fans, local non-profits and the region at large, because to the Eagles, making the Delaware Valley proud is just as important off the field as it is on it.

SOARING TO NEW HEIGHTS IN THE DELAWARE VALLEY

Huddle Up for Autism

This family-fun day at Lincoln Financial Field sets out to educate, raise awareness and fundraise for CHOP's Center for Autism Research, all while creating a carnival-like atmosphere for families living with autism.

Eagles Care

Season-long strategic partnerships are cultivated each year with five local non-profits as a way to strengthen their core work, while jointly increasing the positive impact that both the Eagles and each partner has on the community.

Playground Build

The entire Eagles organization teams up with a local elementary school and helps revitalize its playground. What was once a barren school yard transforms into a beautiful new space for play and recreation through this initiative.

Community Mondays

Eagles players use their day off during the season to positively impact the region by visiting local children's hospitals, elementary schools, retirement and environmental centers, food pantries and more.

NFL Play 60

The Eagles support the NFL's Play 60 program by encouraging healthy eating, fitness and 60 minutes of physical activity a day. In partnership with the American Heart Association, the Eagles aim to keep kids happy and healthy.

Tackling Breast Cancer (TBC)



Through awareness and fundraising efforts over the years, the team's TBC initiative has raised more than $1.4 million for breast cancer research. All proceeds support the Sidney Kimmel Cancer Center at Jefferson University.

Youth Football

Serves as a presence to all youth football constituencies, promotes sportsmanship and participation, stems the tide of youth football players abandoning the game and grows the team's connection to the community.

Chess Tournament

Due to the critical and strategic thinking skills that the game of chess develops, the Eagles and After-School Activities Partnership collaborate annually on a day-long chess tournament for children at Lincoln Financial Field.

Sacking the Hunger Epidemic

PHILADELPHIA EAGLES HEALTHY FOOD DRIVE

ACME TEAMING UP TO KICK HUNGER!

COALITION AGAINST HUNGER

With one in four Philadelphians suffering from food insecurity, the Eagles' healthy online food drive and Kick Hunger Campaign set out to create a world where every family and child has the proper food sources at their disposal.

EAGLES CHARITABLE FOUNDATION

Bennie Logan

EAGLES CHARITABLE FOUNDATION

Brandon Graham

Founded in 1995, Eagles Charitable Foundation (ECF) is a 501(c)(3) public charity that serves thousands of low-income children in the Greater Philadelphia region every year with a focus on improving their health and overall quality of life.

Formally known as Eagles Youth Partnership, ECF leverages the star power of the Philadelphia Eagles and uses its unique platform to focus on two specific areas of need in the community:

- Access to vision care for children who need it most
- Investing in autism research and services


Jordan Hicks

In order to accomplish the great work that ECF is achieving each and every day, public and individual donors are called upon to lend a helping hand. The Eagles, corporations, foundations and kindhearted individuals have all played a vital role in supporting the more than one million children in the tri-state region that ECF has assisted since its inception.

ECF will continue to maximize every possible resource in its power so that children in the Delaware Valley have the ability to reach their full potential.

EAGLES EYE MOBILE

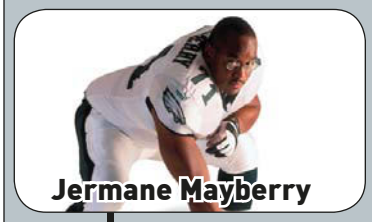
Jermane Mayberry

Co-founder & Pro Bowl guard

Travels to a different school each day to make free comprehensive vision care accessible to under-insured and uninsured children in the region.

72,800+
Number of children provided with vision care



54,100+
Number of eyeglasses provided

FAN EXPERIENCES

Whether it is in-season or out, the Eagles are always searching for unique ways to create lifelong memories and once-in-a-lifetime experiences for generations of Eagles fans.

The organization works diligently to engage with people of all ages. From adults to the youngest fan, the Eagles offer exclusive events and opportunities on a year-round basis that set out to leave a lasting smile on the face of every single person.

Annual events like Junior Pro Day, Junior Cheer Clinic, Football Festival for Women, Training Camp open practices and the Draft Party, among others, have allowed fans to connect with their favorite team, players and franchise legends like never before. Many of these programs have even developed into family traditions for some, bringing together loved ones from all over the country.

The Eagles will continue to use its unique platform as a professional sports team in a way that caters to every fan in the City of Philadelphia and beyond.

Carson Wentz

Spotlight Forum

Training Camp Open Practices

Lincoln Financial Field Draft Party

Junior Pro Day

KIDS CLUB

Junior Cheer Clinic

Football Festival for Women

GO GREEN! PROGRAM



The Eagles believe the path to sustainability is a journey, not a destination, which is why they developed their Go Green! program in 2003 with the opening of Lincoln Financial Field.

What started with a blue recycling bin under each employee's desk has grown into a company-wide sustainability initiative that aims to reduce the organization's overall impact on the environment in a financially-responsible manner.

With the help of partners and fans, the Eagles have been able to develop a multi-year curriculum and action plan that incorporates green energy production, recycling, composting, energy efficiency and reforestation, among other ventures.

The Eagles, who wear the color "green" with pride, view it as their responsibility to be leaders both on and off the football field.

SOLAR & WIND ENERGY

In March 2012, the Eagles and NRG announced a sustainable energy partnership, which made the organization's vision of clean power at Lincoln Financial Field a reality. When the project became fully operational in February 2013, it allowed the Eagles' home in Philadelphia to be among the greenest major sports facilities in the world.

SOLAR & WIND STATISTICS

- Largest solar power system in the NFL
- Produces around four megawatts of energy annually
- Four megawatts equates to roughly 30% of the team's annual energy usage and is about six times the amount of power needed for all of the team's 10 home games each season
- Through the purchase of renewable energy credits, 100% of the team's operations are powered by the sun and wind

WIND TURBINE FACTS

- 14 total
- Height: 15 feet
- Width: 9.8 feet
- Weight: 1,016 pounds

SOLAR PANEL FACTS

- 11,108 total
- 274,848 total square feet
- North Parking Lot: 8,096 panels
- Roof: 1,452 panels
- Solar Wing: 1,380 panels
- 11th Street Pavilion: 180 panels

GO GREEN! PARTNERS

nrg

WASTEMASTERS SOLUTIONS

aramark

Flik HOSPITALITY GROUP

SUSTAINABILITY & ENVIRONMENTAL EFFORTS

- **Lincoln Financial Field's annual electricity usage has been cut by more than 50% since 2003**
- **Through the team's energy-from-waste program, the Eagles are able to divert more than 99% of their waste from landfills**
- **The removal of all waste and recycling products is managed by Waste Masters Solutions, a leading environmental provider**
- **Cooking oils are converted into bio-diesel fuel which powers the team's field maintenance vehicles**
- **With the help of The Conservation Fund, the Eagles offset 100% of all team travel through the "Go Zero" program**
- **Cups and flatware are created from bio-plastics which biodegrade in just 45 days**
- **The team supports reforestation projects by planting trees in various cities, including the "Eagles Forest" in Bensalem, PA**
- **To conserve energy, lower-wattage light bulbs and automatic sensors/timers have been installed in team buildings**
- **Corporate offices are stocked with paper made from 100% chlorine-free post-consumer fibers**

LINCOLN FINANCIAL FIELD

Home to the Philadelphia Eagles, Lincoln Financial Field is a prime destination for world-class entertainment, providing the highest-quality sports and entertainment experience for fans in a safe, clean and friendly environment.

In addition to 10 Eagles home games each season, Lincoln Financial Field continues to showcase high-profile sporting events and unique experiences year-round.

Since opening in August 2003, Lincoln Financial Field has hosted 25 sold-out concerts, has welcomed some of the world's most distinguished soccer clubs and serves as the home to Temple University football and the historic Army-Navy game. Additionally, the stadium has hosted multiple NCAA Lacrosse Championships, as well as Monster Jam and many other marquee events.

A state-of-the-art facility located in the heart of Philadelphia, Lincoln Financial Field will continue to provide an electrifying atmosphere for the public in its effort to become one of the world's most admired stadiums for sports and entertainment.

BY THE NUMBERS	
Broke Ground	May 7, 2001
Opened	August 3, 2003
Revitalized	Feb. '12 - Aug. '14
Capacity	69,596
Executive Suites	172
Concessions	62
HD Televisions	1,185
Wi-Fi Connections	45,000
North End Zone HD Video Board	5,184 square feet
South End Zone HD Video Board	4,320 square feet
Concerts	25
Soccer Matches	18
Home Record (Regular Season + Playoffs)	62-49 (.559)
Twitter	@LFFStadium

STAYING AHEAD OF THE GAME

The Eagles are always striving for new ways to dramatically enhance the gameday experience for its fans. In August 2014, the organization completed a $125 million revitalization project to ensure that guests of Lincoln Financial Field are enjoying their in-stadium experience through enhanced convenience, comfort and connectivity.

NEW ELEMENTS INTRODUCED TO LINCOLN FINANCIAL FIELD

- Two HD video boards (9,504 total square feet)
- LED ribbon-board installation for 360° of video and animation
- 1,626 added seats in lower, middle and upper level bowls
- Two bridges for easier access around stadium
- 1,185 HD TVs installed in clubs, suites and on concourse
- Integrated Wi-Fi system
- Touchdown Club and suite level enhancements
- Upgraded team imagery around stadium

LINCOLN FINANCIAL FIELD

HOME TO THE PHILADELPHIA EAGLES



WORLD TOURS & CONCERTS

- August 6, 2016: Coldplay
- July 14, 2016: Guns N' Roses
- June 25, 2016: Kenny Chesney
- June 5, 2016: Beyoncé
- September 1, 2015: One Direction
- August 30, 2015: Kevin Hart
- July 11, 2015: Kenny Chesney
- June 13, 2015: Taylor Swift
- June 12, 2015: Taylor Swift
- August 15, 2014: Luke Bryan
- August 14, 2014: One Direction
- August 13, 2014: One Direction
- July 20, 2013: Taylor Swift
- July 19, 2013: Taylor Swift
- June 8, 2013: Kenny Chesney
- June 16, 2012: Kenny Chesney
- August 6, 2011: Taylor Swift
- July 14, 2011: U2
- June 18, 2011: Kenny Chesney
- June 27, 2009: Kenny Chesney
- July 19, 2008: Kenny Chesney
- June 23, 2007: Kenny Chesney
- August 11, 2003: Bruce Springsteen
- August 9, 2003: Bruce Springsteen
- August 8, 2003: Bruce Springsteen


Taylor Swift


Kenny Chesney

Beyoncé

THE ARMY-NAVY GAME

ARMY-NAVY HISTORY (LFF)

- December 12, 2015: Navy, 21-17
- December 14, 2013: Navy, 34-7
- December 8, 2012: Navy, 17-13
- December 11, 2010: Navy, 31-17
- December 12, 2009: Navy, 17-3
- December 6, 2008: Navy, 34-0
- December 2, 2006: Navy, 26-14
- December 3, 2005: Navy, 42-23
- December 4, 2004: Navy, 42-13
- December 6, 2003: Navy, 34-6

LINCOLN FINANCIAL FIELD

NATIONAL & INTERNATIONAL SOCCER MATCHES

- June 14, 2016: Chile vs. Panama (Copa America)
- June 11, 2016: USA vs. Paraguay (Copa America)
- June 9, 2016: Uruguay vs. Venezuela (Copa America)
- July 26, 2015: CONCACAF Gold Cup Final Mexico vs. Jamaica
- August 2, 2014: A.S. Roma vs. Inter Milan
- August 11, 2012: Real Madrid vs. Celtic
- August 10, 2011: USA vs. Mexico (men)
- July 23, 2011: Philadelphia Union vs. Real Madrid
- May 29, 2010: USA vs. Turkey (men)
- May 15, 2010: Philadelphia Union vs. FC Dallas
- April 10, 2010: Philadelphia Union vs. DC United
- September 13, 2008: USA vs. Ireland (women)
- November 6, 2004: USA vs. Denmark (women)
- August 2, 2004: A.C. Milan vs. Chelsea
- July 28, 2004: Manchester United vs. Glasgow Celtic
- September 25, 2003: Women's World Cup
- September 20, 2003: Women's World Cup
- August 3, 2003: Manchester United vs. FC Barcelona

STADIUM ENTERTAINMENT & FAN ENGAGEMENT

PAVING THE ROAD TO VICTORY!

In May 2016, the "Eagles FanWalk" was constructed outside of the Northeast entrance gate at Lincoln Financial Field. This honorary walkway, which showcases the passion that fans have for the Eagles and their families, features more than 3,800 personally engraved pavers that line the way for guests entering the stadium. The "Eagles FanWalk" ensures that each member engraved across the pathway will have a special place in Eagles history.