



PHILADELPHIA EAGLES
2018 MEDIA GUIDE

PHILADELPHIA EAGLES MEDIA GUIDE



PRESEASON

PRESEASON 1 THU • AUG 9 7:00 PM LINCOLN FINANCIAL FIELD L, 14-31	PRESEASON 2 THU • AUG 16 7:30 PM GILLETTE STADIUM L, 20-37	PRESEASON 3 THU • AUG 23 8:00 PM FIRSTENERGY STADIUM L, 0-5	PRESEASON 4 THU • AUG 30 7:00 PM LINCOLN FINANCIAL FIELD W, 10-9
WEEK 5 SUN • OCT 7 4:25 PM LINCOLN FINANCIAL FIELD FOX	WEEK 6 THU • OCT 11 8:20 PM METLIFE STADIUM FOX NETWORK	WEEK 7 SUN • OCT 21 1:00 PM LINCOLN FINANCIAL FIELD FOX	WEEK 8 SUN • OCT 28 9:30 AM WEMBLEY STADIUM NETWORK
WEEK 14 SUN • DEC 9 4:25 PM AT&T STADIUM FOX	WEEK 15 SUN • DEC 16 8:20 PM L.A. MEMORIAL COLISEUM 	WEEK 16 SUN • DEC 23 1:00 PM LINCOLN FINANCIAL FIELD CBCS	WEEK 17 SUN • DEC 30 1:00 PM FEDEXFIELD FOX

REGULAR SEASON

WEEK 1 THU • SEP 6 8:20 PM LINCOLN FINANCIAL FIELD 	WEEK 2 SUN • SEP 16 1:00 PM RAYMOND JAMES STADIUM FOX	WEEK 3 SUN • SEP 23 1:00 PM LINCOLN FINANCIAL FIELD FOX	WEEK 4 SUN • SEP 30 1:00 PM NISSAN STADIUM FOX
WEEK 10 SUN • NOV 11 8:20 PM LINCOLN FINANCIAL FIELD 	WEEK 11 SUN • NOV 18 1:00 PM MERCEDES-BENZ SUPERDOME FOX	WEEK 12 SUN • NOV 25 1:00 PM LINCOLN FINANCIAL FIELD FOX	WEEK 13 MON • DEC 3 8:15 PM LINCOLN FINANCIAL FIELD ESPN


Lincoln Financial Field®

Facebook: /PhiladelphiaEagles
Instagram: @philadelphiaeagles

Twitter: @Eagles
YouTube: @eagles

FLY EAGLES FLY
www.philadelphiaeagles.com

HOME	AWAY	LONDON	WILD CARD JAN 5-6 • DIVISIONAL JAN 12-13 • CHAMPIONSHIP JAN 20 • PRO BOWL JAN 27 • SUPER BOWL LIII FEB 3
------	------	--------	--



EAGLES PUBLIC RELATIONS STAFF

Brett Strohsacker, Director of Public Relations (bstrohsacker@eagles.nfl.com) •
Zach Groen, Public Relations Manager (zgroen@eagles.nfl.com) • **Anthony Bonagura**, Public Relations Coordinator (abonagura@eagles.nfl.com) • **John Gonoude**, Public Relations Coordinator (jgonoude@eagles.nfl.com) •
Alli Waddington, Public Relations Specialist (awaddington@eagles.nfl.com)

ALPHABETICAL ROSTER



NO	NAME	POS	HT	WT	DOB	AGE	EXP	COLLEGE	HOMETOWN	HOW ACQ
13	Agholor, Nelson	WR	6-0	198	5/24/93	25	4	USC	Tampa, FL	D1-15
26	Ajayi, Jay	RB	6-0	223	6/15/93	25	4	Boise State	Frisco, TX	T-Mia-17
59	Alexander, D.J.	LB	6-2	233	9/30/91	26	4	Oregon State	Palm Desert, CA	W-Sea-18
96	Barnett, Derek	DE	6-3	259	6/25/96	22	2	Tennessee	Brentwood, TN	D1-17
77	Bennett, Michael	DE	6-4	274	11/13/85	32	10	Texas A&M	Alief, TX	T-Sea-18
79	Brooks, Brandon	G	6-5	335	8/19/89	29	7	Miami (OH)	Milwaukee, WI	FA-Hou-16
16	Carter, DeAndre	WR	5-8	190	4/10/93	25	1	Sacramento State	Fremont, CA	FA-18
30	Clement, Corey	RB	5-10	220	11/2/94	23	2	Wisconsin	Glassboro, NJ	UDFA-17
91	Cox, Fletcher	DT	6-4	310	12/13/90	27	7	Mississippi State	Yazoo City, MS	D1-12
21	Darby, Ronald	CB	5-11	193	1/2/94	24	4	Florida State	Oxon Hill, MD	T-Buf-17
32	Douglas, Rasul	CB	6-2	209	8/29/95	23	2	West Virginia	East Orange, NJ	D3-17
4	Elliott, Jake	K	5-9	167	1/21/95	23	2	Memphis	La Grange, IL	PS-Cin-17
86	Ertz, Zach	TE	6-5	250	11/10/90	27	6	Stanford	Danville, CA	D2-13
9	Foles, Nick	QB	6-6	243	1/20/89	29	7	Arizona	Austin, TX	FA-KC-17
47	Gerry, Nathan	LB	6-2	230	2/23/95	23	2	Nebraska	Sioux Falls, SD	D5b-17
18	Gibson, Shelton	WR	5-11	191	3/20/95	23	2	West Virginia	Cleveland, OH	D5a-17
88	Goedert, Dallas	TE	6-5	256	1/3/95	23	R	South Dakota State	Britton, SD	D2-18
55	Graham, Brandon	DE	6-2	265	4/3/88	30	9	Michigan	Detroit, MI	D1-10
24	Graham, Corey	S	6-0	196	7/25/85	33	12	New Hampshire	Buffalo, NY	FA-17
54	Grugier-Hill, Kamu	LB	6-2	230	5/16/94	24	3	Eastern Illinois	Honolulu, HI	W-NE-16
98	Hector, Bruce	DT	6-2	296	10/7/94	23	R	South Florida	Tampa, FL	UDFA-18
58	Hicks, Jordan	LB	6-1	236	6/27/92	26	4	Texas	Cincinnati, OH	D3-15
10	Hollins, Mack	WR	6-4	221	9/16/93	24	2	North Carolina	Rockville, MD	D4a-17
17	Jeffery, Alshon	WR	6-3	218	2/14/90	28	7	South Carolina	St. Matthews, SC	FA-Chi-17
27	Jenkins, Malcolm	S	6-0	204	12/20/87	30	10	Ohio State	Piscataway, NJ	FA-NO-14
65	Johnson, Lane	T	6-6	317	5/8/90	28	6	Oklahoma	Groveton, TX	D1-13
1	Johnston, Cameron	P	5-11	194	2/24/92	26	1	Ohio State	Geelong, Australia	FA-18
22	Jones, Sidney	CB	6-0	181	5/21/96	22	1	Washington	Diamond Bar, CA	D2-17
62	Kelce, Jason	C	6-3	295	11/5/87	30	8	Cincinnati	Cleveland, OH	D6a-11
56	Long, Chris	DE	6-3	270	3/28/85	33	11	Virginia	Charlottesville, VA	FA-NE-17
45	Lovato, Rick	LS	6-2	249	9/9/92	26	2	Old Dominion	Middletown, NJ	FA-16
29	Maddox, Avonte	CB	5-9	184	3/31/96	22	R	Pittsburgh	Detroit, MI	D4a-18
68	Mailata, Jordan	T	6-8	346	3/31/97	21	R	---	Sydney, Australia	D7-18
23	McLeod, Rodney	S	5-10	195	6/23/90	28	7	Virginia	Hyattsville, MD	FA-LAR-16
31	Mills, Jalen	CB	6-0	191	4/6/94	24	3	LSU	DeSoto, TX	D7a-16
94	Ngata, Haloti	DT	6-4	340	1/21/84	34	13	Oregon	Salt Lake City, UT	FA-Det-18
83	Perkins, Joshua	TE	6-3	223	8/5/93	25	2	Washington	Cerritos, CA	FA-18
71	Peters, Jason	T	6-4	328	1/22/82	36	15	Arkansas	Queen City, TX	T-Buf-09
69	Pryor, Matt	G/T	6-7	332	12/16/94	23	R	TCU	Lakewood, CA	D6-18
50	Reynolds, LaRoy	LB	6-1	240	11/3/90	27	6	Virginia	Norfolk, VA	FA-Atl-18
82	Rodgers, Richard	TE	6-4	257	1/22/92	26	5	California	Shrewsbury, MA	FA-GB-18
73	Seumalo, Isaac	OL	6-4	303	10/29/93	24	3	Oregon State	Corvallis, OR	D3-16
28	Smallwood, Wendell	RB	5-10	208	1/20/94	24	3	West Virginia	Elkton, MD	D5a-16
43	Sproles, Darren	RB	5-6	190	6/20/83	35	14	Kansas State	Olathe, KS	T-NO-14
7	Sudfeld, Nate	QB	6-6	227	10/7/93	24	3	Indiana	Modesto, CA	FA-17
37	Sullivan, Tre	S	6-0	200	11/1/93	24	1	Shepherd	Brandywine, MD	UDFA-17
75	Sweat, Josh	DE	6-5	251	3/29/97	21	R	Florida State	Chesapeake, VA	D4b-18
97	Vaeao, Destiny	DT	6-4	299	1/15/94	24	3	Washington State	Pago Pago, AS	UDFA-16
72	Vaitai, Halapoulivaati	T	6-6	320	6/16/93	25	3	TCU	Haltom, TX	D5b-16
14	Wallace, Mike	WR	6-0	200	8/1/86	32	10	Mississippi	New Orleans, LA	FA-Bal-18
67	Warmack, Chance	G	6-2	323	9/14/91	26	6	Alabama	Atlanta, GA	FA-Ten-17
11	Wentz, Carson	QB	6-5	237	12/30/92	25	3	North Dakota State	Bismarck, ND	D1-16
61	Wisniewski, Stefen	G/C	6-3	305	3/22/89	29	8	Penn State	Pittsburgh, PA	FA-Jax-16

PRACTICE SQUAD

38	Adams, Josh	RB	6-2	225	10/29/96	21	R	Notre Dame	Warrington, PA	UDFA-18
33	Bausby, De'Vante	CB	6-2	190	1/15/93	25	2	Pittsburg State	Kansas City, MO	FA-17
57	Brown, Asantay	LB	6-0	215	2/3/95	23	R	Western Michigan	Muskegon, MI	UDFA-18
85	Brown, Billy	TE	6-4	255	3/20/93	25	1	Shepherd	Gaithersburg, MD	UDFA-17
74	Craig, Winston	DT	6-4	290	7/25/95	23	1	Richmond	Jamestown, NC	UDFA-17
19	Davis, Rashard	WR	5-9	175	9/14/95	22	1	James Madison	Charlottesville, VA	UDFA-17
95	Ostman, Joe	DE	6-3	259	7/12/95	23	R	Central Michigan	St. Ignace, MI	UDFA-18
39	Sullivan, Chandon	CB	5-11	195	8/7/96	22	R	Georgia State	Winder, GA	UDFA-18
64	Toth, Jon	C	6-5	310	2/11/94	24	1	Kentucky	Indianapolis, IN	UDFA-17
89	Ward, Greg	WR	5-11	186	7/12/95	23	1	Houston	Tyler, TX	UDFA-17

RESERVE/COMMISSIONER EXEMPT

53	Bradham, Nigel	LB	6-2	241	9/4/89	29	7	Florida State	Crawfordville, FL	FA-Buf-16
36	Hall, Deiondre'	S	6-2	206	5/31/94	24	3	Northern Iowa	Blue Springs, MO	T-Chi-18

RESERVE/NON-FOOTBALL INJURY

93	Jernigan, Tim	DT	6-2	295	9/24/92	25	5	Florida State	Lake City, FL	T-Bal-17
----	---------------	----	-----	-----	---------	----	---	---------------	---------------	----------

RESERVE/PHYSICALLY UNABLE TO PERFORM

42	Maragos, Chris	S	5-10	200	1/6/87	31	9	Wisconsin	Racine, WI	FA-Sea-14
----	----------------	---	------	-----	--------	----	---	-----------	------------	-----------

INJURED RESERVE

-	Bouka, Elie	CB	6-1	205	8/15/92	26	2	Calgary	Laval, QC, Canada	FA-18
-	Killings, D.J.	CB	6-0	185	8/9/95	23	1	Central Florida	Jacksonville, FL	FA-17
-	Sinclair, Gannon	TE	6-7	258	2/5/93	25	1	Missouri State	Eden Prairie, MN	FA-18
-	Weathersby, Toby	OL	6-6	308	9/19/96	21	R	LSU	Houston, TX	UDFA-18
-	Worriow, Paul	LB	6-0	230	5/1/90	28	6	Delaware	Wilmington, DE	FA-Det-18

NUMERICAL ROSTER



NO	NAME	POS	HT	WT	DOB	AGE	EXP	COLLEGE	HOMETOWN	HOW ACQ
1	Cameron Johnston	P	5-11	194	2/24/92	26	1	Ohio State	Geelong, Australia	FA-18
4	Jake Elliott	K	5-9	167	1/21/95	23	2	Memphis	La Grange, IL	PS-Cin-17
7	Nate Sudfeld	QB	6-6	227	10/7/93	24	3	Indiana	Modesto, CA	FA-17
9	Nick Foles	QB	6-6	243	1/20/89	29	7	Arizona	Austin, TX	FA-KC-17
10	Mack Hollins	WR	6-4	221	9/16/93	24	2	North Carolina	Rockville, MD	D4a-17
11	Carson Wentz	QB	6-5	237	12/30/92	25	3	North Dakota State	Bismarck, ND	D1-16
13	Nelson Agholor	WR	6-0	198	5/24/93	25	4	USC	Tampa, FL	D1-15
14	Mike Wallace	WR	6-0	200	8/1/86	32	10	Mississippi	New Orleans, LA	FA-Bal-18
16	DeAndre Carter	WR	5-8	190	4/10/93	25	1	Sacramento State	Fremont, CA	FA-18
17	Alshon Jeffery	WR	6-3	218	2/14/90	28	7	South Carolina	St. Matthews, SC	FA-Chi-17
18	Shelton Gibson	WR	5-11	191	3/20/95	23	2	West Virginia	Cleveland, OH	D5a-17
21	Ronald Darby	CB	5-11	193	1/2/94	24	4	Florida State	Oxon Hill, MD	T-Buf-17
22	Sidney Jones	CB	6-0	181	5/21/96	22	1	Washington	Diamond Bar, CA	D2-17
23	Rodney McLeod	S	5-10	195	6/23/90	28	7	Virginia	Hyattsville, MD	FA-LAR-16
24	Corey Graham	S	6-0	196	7/25/85	33	12	New Hampshire	Buffalo, NY	FA-17
26	Jay Ajayi	RB	6-0	223	6/15/93	25	4	Boise State	Frisco, TX	T-Mia-17
27	Malcolm Jenkins	S	6-0	204	12/20/87	30	10	Ohio State	Piscataway, NJ	FA-NO-14
28	Wendell Smallwood	RB	5-10	208	1/20/94	24	3	West Virginia	Elkton, MD	D5a-16
29	Avonte Maddox	CB	5-9	184	3/31/96	22	R	Pittsburgh	Detroit, MI	D4a-18
30	Corey Clement	RB	5-10	220	11/2/94	23	2	Wisconsin	Glassboro, NJ	UDFA-17
31	Jalen Mills	CB	6-0	191	4/6/94	24	3	LSU	DeSoto, TX	D7a-16
32	Rasul Douglas	CB	6-2	209	8/29/95	23	2	West Virginia	East Orange, NJ	D3-17
37	Tre Sullivan	S	6-0	200	11/1/93	24	1	Shepherd	Brandywine, MD	UDFA-17
43	Darren Sproles	RB	5-6	190	6/20/83	35	14	Kansas State	Olathe, KS	T-NO-14
45	Rick Lovato	LS	6-2	249	9/9/92	26	2	Old Dominion	Middletown, NJ	FA-16
47	Nathan Gerry	LB	6-2	230	2/23/95	23	2	Nebraska	Sioux Falls, SD	D5b-17
50	LaRoy Reynolds	LB	6-1	240	11/3/90	27	6	Virginia	Norfolk, VA	FA-Atl-18
54	Kamu Grugier-Hill	LB	6-2	230	5/16/94	24	3	Eastern Illinois	Honolulu, HI	W-NE-16
55	Brandon Graham	DE	6-2	265	4/3/88	30	9	Michigan	Detroit, MI	D1-10
56	Chris Long	DE	6-3	270	3/28/85	33	11	Virginia	Charlottesville, VA	FA-NE-17
58	Jordan Hicks	LB	6-1	236	6/27/92	26	4	Texas	Cincinnati, OH	D3-15
59	D.J. Alexander	LB	6-2	233	9/30/91	26	4	Oregon State	Palm Desert, CA	W-Sea-18
61	Stefen Wisniewski	G/C	6-3	305	3/22/89	29	8	Penn State	Pittsburgh, PA	FA-Jax-16
62	Jason Kelce	C	6-3	295	11/5/87	30	8	Cincinnati	Cleveland, OH	D6a-11
65	Lane Johnson	T	6-6	317	5/8/90	28	6	Oklahoma	Groveton, TX	D1-13
67	Chance Warmack	G	6-2	323	9/14/91	26	6	Alabama	Atlanta, GA	FA-Ten-17
68	Jordan Mailata	T	6-8	346	3/31/97	21	R	---	Sydney, Australia	D7-18
69	Matt Pryor	G/T	6-7	332	12/16/94	23	R	TCU	Lakewood, CA	D6-18
71	Jason Peters	T	6-4	328	1/22/82	36	15	Arkansas	Queen City, TX	T-Buf-09
72	Halapoulivaati Vaitai	T	6-6	320	6/16/93	25	3	TCU	Halton, TX	D5b-16
73	Isaac Seumalo	OL	6-4	303	10/29/93	24	3	Oregon State	Corvallis, OR	D3-16
75	Josh Sweat	DE	6-5	251	3/29/97	21	R	Florida State	Chesapeake, VA	D4b-18
77	Michael Bennett	DE	6-4	274	11/13/85	32	10	Texas A&M	Alief, TX	T-Sea-18
79	Brandon Brooks	G	6-5	335	8/19/89	29	7	Miami (OH)	Milwaukee, WI	FA-Hou-16
82	Richard Rodgers	TE	6-4	257	1/22/92	26	5	California	Shrewsbury, MA	FA-GB-18
83	Joshua Perkins	TE	6-3	223	8/5/93	25	2	Washington	Cerritos, CA	FA-18
86	Zach Ertz	TE	6-5	250	11/10/90	27	6	Stanford	Danville, CA	D2-13
88	Dallas Goedert	TE	6-5	256	1/3/95	23	R	South Dakota State	Britton, SD	D2-18
91	Fletcher Cox	DT	6-4	310	12/13/90	27	7	Mississippi State	Yazoo City, MS	D1-12
94	Haloti Ngata	DT	6-4	340	1/21/84	34	13	Oregon	Salt Lake City, UT	FA-Det-18
96	Derek Barnett	DE	6-3	259	6/25/96	22	2	Tennessee	Brentwood, TN	D1-17
97	Destiny Vaeao	DT	6-4	299	1/15/94	24	3	Washington State	Pago Pago, AS	UDFA-16
98	Bruce Hector	DT	6-2	296	10/7/94	23	R	South Florida	Tampa, FL	UDFA-18

PRACTICE SQUAD

19	Rashard Davis	WR	5-9	175	9/14/95	22	1	James Madison	Charlottesville, VA	UDFA-17
33	De'Vante Bausby	CB	6-2	190	1/15/93	25	2	Pittsburg State	Kansas City, MO	FA-17
38	Josh Adams	RB	6-2	225	10/29/96	21	R	Notre Dame	Warrington, PA	UDFA-18
39	Chandon Sullivan	CB	5-11	195	8/7/96	22	R	Georgia State	Winder, GA	UDFA-18
57	Asantay Brown	LB	6-0	215	2/3/95	23	R	Western Michigan	Muskegon, MI	UDFA-18
64	Jon Toth	C	6-5	310	2/11/94	24	1	Kentucky	Indianapolis, IN	UDFA-17
74	Winston Craig	DT	6-4	290	7/25/95	23	1	Richmond	Jamestown, NC	UDFA-17
85	Billy Brown	TE	6-4	255	3/20/93	25	1	Shepherd	Gaithersburg, MD	UDFA-17
89	Greg Ward	WR	5-11	186	7/12/95	23	1	Houston	Tyler, TX	UDFA-17
95	Joe Ostman	DE	6-3	259	7/12/95	23	R	Central Michigan	St. Ignace, MI	UDFA-18

RESERVE/COMMISSIONER EXEMPT

53	Nigel Bradham	LB	6-2	241	9/4/89	29	7	Florida State	Crawfordville, FL	FA-Buf-16
36	Deiondre' Hall	S	6-2	206	5/31/94	24	3	Northern Iowa	Blue Springs, MO	T-Chi-18

RESERVE/NON-FOOTBALL INJURY

93	Tim Jernigan	DT	6-2	295	9/24/92	25	5	Florida State	Lake City, FL	T-Bal-17
----	--------------	----	-----	-----	---------	----	---	---------------	---------------	----------

RESERVE/PHYSICALLY UNABLE TO PERFORM

42	Chris Maragos	S	5-10	200	1/6/87	31	9	Wisconsin	Racine, WI	FA-Sea-14
----	---------------	---	------	-----	--------	----	---	-----------	------------	-----------

INJURED RESERVE

-	Elie Bouka	CB	6-1	205	8/15/92	26	2	Calgary	Laval, QC, Canada	FA-18
-	D.J. Killings	CB	6-0	185	8/9/95	23	1	Central Florida	Jacksonville, FL	FA-17
-	Gannon Sinclair	TE	6-7	258	2/5/93	25	1	Missouri State	Eden Prairie, MN	FA-18
-	Toby Weathersby	OL	6-6	308	9/19/96	21	R	LSU	Houston, TX	UDFA-18
-	Paul Worritlow	LB	6-0	230	5/1/90	28	6	Delaware	Wilmington, DE	FA-Det-18

POSITIONAL ROSTER



	NO	NAME	POS	HT	WT	DOB	AGE	EXP	COLLEGE	HOMETOWN	HOW ACQ
QB	7	Nate Sudfeld	QB	6-6	227	10/7/93	24	3	Indiana	Modesto, CA	FA-17
	9	Nick Foles	QB	6-6	243	1/20/89	29	7	Arizona	Austin, TX	FA-KC-17
	11	Carson Wentz	QB	6-5	237	12/30/92	25	3	North Dakota State	Bismarck, ND	D1-16
RB	26	Jay Ajayi	RB	6-0	223	6/15/93	25	4	Boise State	Frisco, TX	T-Mia-17
	28	Wendell Smallwood	RB	5-10	208	1/20/94	24	3	West Virginia	Elkton, MD	D5a-16
	30	Corey Clement	RB	5-10	220	11/2/94	23	2	Wisconsin	Glassboro, NJ	UDFA-17
	43	Darren Sproles	RB	5-6	190	6/20/83	35	14	Kansas State	Olathe, KS	T-NO-14
WR	10	Mack Hollins	WR	6-4	221	9/16/93	24	2	North Carolina	Rockville, MD	D4a-17
	13	Nelson Agholor	WR	6-0	198	5/24/93	25	4	USC	Tampa, FL	D1-15
	14	Mike Wallace	WR	6-0	200	8/1/86	32	10	Mississippi	New Orleans, LA	FA-Bal-18
	16	DeAndre Carter	WR	5-8	190	4/10/93	25	1	Sacramento State	Fremont, CA	FA-18
	17	Alshon Jeffery	WR	6-3	218	2/14/90	28	7	South Carolina	St. Matthews, SC	FA-Chi-17
	18	Shelton Gibson	WR	5-11	191	3/20/95	23	2	West Virginia	Cleveland, OH	D5a-17
TE	82	Richard Rodgers	TE	6-4	257	1/22/92	26	5	California	Shrewsbury, MA	FA-GB-18
	83	Joshua Perkins	TE	6-3	223	8/5/93	25	2	Washington	Cerritos, CA	FA-18
	86	Zach Ertz	TE	6-5	250	11/10/90	27	6	Stanford	Danville, CA	D2-13
	88	Dallas Goedert	TE	6-5	256	1/3/95	23	R	South Dakota State	Britton, SD	D2-18
OFFENSIVE LINE	61	Stefen Wisniewski	G/C	6-3	305	3/22/89	29	8	Penn State	Pittsburgh, PA	FA-Jax-16
	62	Jason Kelce	C	6-3	295	11/5/87	30	8	Cincinnati	Cleveland, OH	D6a-11
	65	Lane Johnson	T	6-6	317	5/8/90	28	6	Oklahoma	Groveton, TX	D1-13
	67	Chance Warmack	G	6-2	323	9/14/91	26	6	Alabama	Atlanta, GA	FA-Ten-17
	68	Jordan Mailata	T	6-8	346	3/31/97	21	R	---	Sydney, Australia	D7-18
	69	Matt Pryor	G/T	6-7	332	12/16/94	23	R	TCU	Lakewood, CA	D6-18
	71	Jason Peters	T	6-4	328	1/22/82	36	15	Arkansas	Queen City, TX	T-Buf-09
	72	Halapoulivaati Vaitai	T	6-6	320	6/16/93	25	3	TCU	Haltom, TX	D5b-16
	73	Isaac Seumalo	OL	6-4	303	10/29/93	24	3	Oregon State	Corvallis, OR	D3-16
DEFENSIVE LINE	79	Brandon Brooks	G	6-5	335	8/19/89	29	7	Miami (OH)	Milwaukee, WI	FA-Hou-16
	55	Brandon Graham	DE	6-2	265	4/3/88	30	9	Michigan	Detroit, MI	D1-10
	56	Chris Long	DE	6-3	270	3/28/85	33	11	Virginia	Charlottesville, VA	FA-NE-17
	75	Josh Sweat	DE	6-5	251	3/29/97	21	R	Florida State	Chesapeake, VA	D4b-18
	77	Michael Bennett	DE	6-4	274	11/13/85	32	10	Texas A&M	Alief, TX	T-Sea-18
	91	Fletcher Cox	DT	6-4	310	12/13/90	27	7	Mississippi State	Yazoo City, MS	D1-12
	94	Haloti Ngata	DT	6-4	340	1/21/84	34	13	Oregon	Salt Lake City, UT	FA-Det-18
	96	Derek Barnett	DE	6-3	259	6/25/96	22	2	Tennessee	Brentwood, TN	D1-17
	97	Destiny Vaeao	DT	6-4	299	1/15/94	24	3	Washington State	Pago Pago, AS	UDFA-16
LB	98	Bruce Hector	DT	6-2	296	10/7/94	23	R	South Florida	Tampa, FL	UDFA-18
	47	Nathan Gerry	LB	6-2	230	2/23/95	23	2	Nebraska	Sioux Falls, SD	D5b-17
	50	LaRoy Reynolds	LB	6-1	240	11/3/90	27	6	Virginia	Norfolk, VA	FA-Atl-18
	54	Kamu Grugier-Hill	LB	6-2	230	5/16/94	24	3	Eastern Illinois	Honolulu, HI	W-NE-16
	58	Jordan Hicks	LB	6-1	236	6/27/92	26	4	Texas	Cincinnati, OH	D3-15
	59	D.J. Alexander	LB	6-2	233	9/30/91	26	4	Oregon State	Palm Desert, CA	W-Sea-18
DEFENSIVE BACKS	21	Ronald Darby	CB	5-11	193	1/2/94	24	4	Florida State	Oxon Hill, MD	T-Buf-17
	22	Sidney Jones	CB	6-0	181	5/21/96	22	1	Washington	Diamond Bar, CA	D2-17
	23	Rodney McLeod	S	5-10	195	6/23/90	28	7	Virginia	Hyattsville, MD	FA-LAR-16
	24	Corey Graham	S	6-0	196	7/25/85	33	12	New Hampshire	Buffalo, NY	FA-17
	27	Malcolm Jenkins	S	6-0	204	12/20/87	30	10	Ohio State	Piscataway, NJ	FA-NO-14
	29	Avonte Maddox	CB	5-9	184	3/31/96	22	R	Pittsburgh	Detroit, MI	D4a-18
	31	Jalen Mills	CB	6-0	191	4/6/94	24	3	LSU	DeSoto, TX	D7a-16
	32	Rasul Douglas	CB	6-2	209	8/29/95	23	2	West Virginia	East Orange, NJ	D3-17
	37	Tre Sullivan	S	6-0	200	11/1/93	24	1	Shepherd	Brandywine, MD	UDFA-17
ST	1	Cameron Johnston	P	5-11	194	2/24/92	26	1	Ohio State	Geelong, Australia	FA-18
	4	Jake Elliott	K	5-9	167	1/21/95	23	2	Memphis	La Grange, IL	PS-Cin-17
	45	Rick Lovato	LS	6-2	249	9/9/92	26	2	Old Dominion	Middletown, NJ	FA-16

ROSTER BREAKDOWN



HOW ACQUIRED		
Year	Player	Acq
2009	Jason Peters	T-Buf
2010	Brandon Graham	D1
2011	Jason Kelce	D6a
2012	Fletcher Cox	D1
2013	Lane Johnson	D1
	Zach Ertz	D2
2014	Malcolm Jenkins	FA-N0
	Chris Maragos (PUP)	FA-Sea
	Darren Sproles	T-N0
2015	Nelson Agholor	D1
	Jordan Hicks	D3
2016	Carson Wentz	D1
	Isaac Seumalo	D3
	Wendell Smallwood	D5a
	Halapoulivaati Vaitai	D5b
	Jalen Mills	D7a
	Nigel Bradham (SUSP)	FA-Buf
	Brandon Brooks	FA-Hou
	Rodney McLeod	FA-LAR
	Stefen Wisniewski	FA-Jax
	Rick Lovato	FA
	Destiny Vaeao	UDFA
	Kamu Grugier-Hill	W-NE
2017	Derek Barnett	D1
	Sidney Jones	D2
	Rasul Douglas	D3
	Mack Hollins	D4a
	Shelton Gibson	D5a
	Nathan Gerry	D5b
	Nick Foles	FA-KC
	Alshon Jeffery	FA-Chi
	Chris Long	FA-NE
	Chance Warmack	FA-Ten
	Corey Graham	FA
	Nate Sudfeld	FA
	Corey Clement	UDFA
	Tre Sullivan	UDFA
	Jay Ajayi	T-Mia
	Ronald Darby	T-Buf
	Tim Jernigan (NFI)	T-Bal
	Jake Elliott	PS-Cin
2018	Dallas Goedert	D2
	Avonte Maddox	D4a
	Josh Sweat	D4b
	Matt Pryor	D6
	Jordan Mailata	D7
	Haloti Ngata	FA-Det
	LaRoy Reynolds	FA-Atl
	Richard Rodgers	FA-GB
	Mike Wallace	FA-Bal
	Paul Worilow (IR)	FA-Det
	Elie Bouka (IR)	FA
	DeAndre Carter	FA
	Cameron Johnston	FA
	Joshua Perkins	FA
	Bruce Hector	UDFA
	Michael Bennett	T-Sea
	Deiondre' Hall	T-Chi
	D.J. Alexander	W-Sea

BY DRAFT ROUND				
Rd	Player	Team	Year	
1st	Haloti Ngata	Bal	2006	
	Chris Long	StL	2008	
	Malcolm Jenkins	NO	2009	
	Brandon Graham	Phi	2010	
	Fletcher Cox	Phi	2012	
	Lane Johnson	Phi	2013	
	Chance Warmack	Ten	2013	
	Nelson Agholor	Phi	2015	
	Carson Wentz	Phi	2016	
	Derek Barnett	Phi	2017	
2nd	Stefen Wisniewski	Oak	2011	
	Alshon Jeffery	Chi	2012	
	Zach Ertz	Phi	2013	
	Tim Jernigan (NFI)	Bal	2014	
	Ronald Darby	Buf	2015	
	Sidney Jones	Phi	2017	
	Dallas Goedert	Phi	2018	
3rd	Mike Wallace	Pit	2009	
	Brandon Brooks	Hou	2012	
	Nick Foles	Phi	2012	
	Richard Rodgers	GB	2014	
	Jordan Hicks	Phi	2015	
	Isaac Seumalo	Phi	2016	
	Rasul Douglas	Phi	2017	
4th	Darren Sproles	SD	2005	
	Nigel Bradham (SUSP)	Buf	2012	
	Deiondre' Hall	Chi	2016	
	Mack Hollins	Phi	2017	
	Avonte Maddox	Phi	2018	
	Josh Sweat	Phi	2018	
5th	Corey Graham	Chi	2007	
	Jay Ajayi	Mia	2015	
	D.J. Alexander	KC	2015	
	Wendell Smallwood	Phi	2016	
	Halapoulivaati Vaitai	Phi	2016	
	Jake Elliott	Cin	2017	
	Nathan Gerry	Phi	2017	
	Shelton Gibson	Phi	2017	
6th	Jason Kelce	Phi	2011	
	Kamu Grugier-Hill	NE	2016	
	Nate Sudfeld	Was	2016	
	Matt Pryor	Phi	2018	
7th	Jalen Mills	Phi	2016	
	Jordan Mailata	Phi	2018	
FA	Jason Peters	Buf	2004	
	Michael Bennett	Sea	2009	
	Chris Maragos (PUP)	SF	2010	
	Rodney McLeod	StL	2012	
	LaRoy Reynolds	Jax	2013	
	Paul Worilow (IR)	Atl	2013	
	DeAndre Carter	Bal	2015	
	Rick Lovato	Chi	2015	
	Elie Bouka (IR)	Ari	2016	
	Joshua Perkins	Atl	2016	
	Destiny Vaeao	Phi	2016	
	Corey Clement	Phi	2017	
	Cameron Johnston	Phi	2017	
	Tre Sullivan	Phi	2017	
	Bruce Hector	Phi	2018	

BY EXPERIENCE			
Player	Exp	G/S	w/Phi
Jason Peters	15	176/166	111/111
Darren Sproles	14	171/28	49/9
Haloti Ngata	13	167/165	0/0
Corey Graham	12	171/65	14/1
Chris Long	11	146/103	16/1
Michael Bennett	10	125/90	0/0
Malcolm Jenkins	10	135/127	64/64
Mike Wallace	10	142/122	0/0
Brandon Graham	9	111/54	
Chris Maragos (PUP)	9	99/3	53/3
Jason Kelce	8	94/94	
Stefen Wisniewski	8	107/94	30/17
Nigel Bradham (SUSP)	7	88/69	31/31
Brandon Brooks	7	80/74	30/30
Fletcher Cox	7	94/88	
Nick Foles	7	49/39	35/27
Alshon Jeffery	7	79/72	16/16
Rodney McLeod	7	94/78	30/30
Zach Ertz	6	75/40	
Lane Johnson	6	65/65	
LaRoy Reynolds	6	68/7	0/0
Chance Warmack	6	59/51	11/3
Paul Worilow (IR)	6	72/52	0/0
Tim Jernigan (NFI)	5	58/39	15/15
Richard Rodgers	5	63/24	0/0
Nelson Agholor	4	44/36	
Jay Ajayi	4	38/20	7/1
D.J. Alexander	4	44/1	0/0
Ronald Darby	4	37/36	8/7
Jordan Hicks	4	31/28	
Kamu Grugier-Hill	3	28/0	
Deiondre' Hall	3	10/0	0/0
Jalen Mills	3	31/17	
Isaac Seumalo	3	23/6	
Wendell Smallwood	3	21/6	
Nate Sudfeld	3	1/0	
Carson Wentz	3	29/29	
Destiny Vaeao	3	27/0	
Halapoulivaati Vaitai	3	23/16	
Derek Barnett	2	15/0	
Elie Bouka (IR)	2	0/0	
Corey Clement	2	16/0	
Rasul Douglas	2	14/5	
Jake Elliott	2	15/0	
Nathan Gerry	2	10/1	
Shelton Gibson	2	5/0	
Mack Hollins	2	16/0	
Rick Lovato	2	23/0	19/0
Joshua Perkins	2	8/1	0/0
DeAndre Carter	1	0/0	
Cameron Johnston	1	0/0	
Sidney Jones	1	1/0	
Tre Sullivan	1	0/0	
Bruce Hector	R	0/0	
Dallas Goedert	R	0/0	
Avonte Maddox	R	0/0	
Jordan Mailata	R	0/0	
Matt Pryor	R	0/0	
Josh Sweat	R	0/0	

- **January 3:** Signed the following players to reserve/future contracts: CB **Elie Bouka**, P **Cameron Johnston**, WR **Marquess Wilson** and TE **Adam Zaruba**
- **January 9:** Signed C **Jon Toth** to reserve/future contract
- **January 15:** Signed TE **Joshua Perkins** to reserve/future contract
- **February 7:** Signed WR **Rashard Davis**, G **Darrell Greene**, CB **D.J. Killings**, S **Tre Sullivan**, WR **Bryce Treggs** and WR **Greg Ward**
- **February 9:** Signed TE **Billy Brown**
- **February 13:** Signed CB **De'Vante Bausby**
- **February 14:** Signed T **Taylor Hart**
- **February 20:** Signed DT **Winston Craig**
- **March 7:** Announced the following coaching staff changes: Promoted **Mike Groh** to offensive coordinator; promoted **Duce Staley** to assistant head coach/running backs coach; promoted **Jeff Stoutland** to offensive line coach/run game coordinator; promoted **Press Taylor** to quarterbacks coach; hired **Gunter Brewer** as wide receivers coach; hired **Carson Walch** as assistant wide receivers coach; promoted **Trent Miles** to offensive quality control/running backs; promoted **Spencer Phillips** to offensive quality control/quarterbacks
- **March 13:** Released TE **Brent Celek**
- **March 14:** Agreed to terms with LB **Nigel Bradham** on 5-year contract ... Acquired DE **Michael Bennett** and a 2018 7th-round draft choice from Seattle in exchange for WR **Marcus Johnson** and a 2018 5th-round draft choice ... Acquired CB **Daryl Worley** from Carolina in exchange for WR **Torrey Smith** ... Agreed to terms with LB **Corey Nelson** on 1-year contract
- **March 15:** Signed DT **Haloti Ngata** to 1-year contract
- **March 16:** Released DE **Vinny Curry**
- **March 22:** Agreed to terms with WR **Mike Wallace** on 1-year contract
- **April 3:** Agreed to terms with LB **Paul Worrilow** on 1-year contract
- **April 4:** Agreed to terms with TE **Richard Rodgers** on 1-year contract
- **April 15:** Released CB **Daryl Worley**
- **April 26:** Acquired 2nd-round pick (52nd overall), 4th-round pick (125th overall) and 2019 2nd-round pick from Baltimore in exchange for 1st-round pick (32nd overall) and 4th-round pick (132nd overall)
- **April 27:** Acquired 2nd-round pick (49th overall) from Indianapolis in exchange for 2nd-round pick (52nd overall) and 5th-round pick (169th overall) ... Selected TE **Dallas Goedert** (South Dakota State) in 2nd round (49th overall)
- **April 28:** Selected CB **Avonte Maddox** (Pittsburgh) in 4th round (125th overall) ... Selected DE **Josh Sweat** (Florida State) in 4th round (130th overall) ... Selected T/G **Matt Pryor** (TCU) in 6th round (206th overall) ... Acquired 7th-round pick (233rd overall) from New England in exchange for 7th-round pick (250th overall) and 2019 7th-round pick ... Selected T **Jordan Mailata** in 7th round (233rd overall) ... Agreed to terms with RB **Darren Sproles** on 1-year contract
- **April 30:** Waived/injured CB **Elie Bouka** ... Exercised 5th-year option on WR **Nelson Agholor**
- **May 2:** Signed WR **Markus Wheaton** to 1-year contract
- **May 7:** Signed QB **Joe Callahan** to 2-year contract
- **May 9:** Agreed to terms on 4-year contracts with five draft picks: TE **Dallas Goedert** (D2), CB **Avonte Maddox** (D4a), DE **Josh Sweat** (D4b), T/G **Matt Pryor** (D6), T **Jordan Mailata** (D7)
- **May 11:** Signed 15 UDFA's: RB **Josh Adams**, LB **Asantay Brown**, OL **Aaron Evans**, DE **Danny Ezechukwu**, DT **Bruce Hector**, WR **Anthony Mahoungou**, S **Ryan Neal**, DE **Joe Ostman**, OL **Ian Park**, S **Jeremy Reaves**, S **Stephen Roberts**, S **Dominick Sanders**, CB **Chandon Sullivan**, CB **Jordan Thomas**, OL **Toby Weathersby**
- **May 14:** Signed WR **Tim Wilson** ... Waived CB **Jordan Thomas**
- **May 15:** Signed LB **LaRoy Reynolds** ... Waived S **Dominick Sanders**
- **May 22:** Released LB **Mychal Kendricks**

- **May 24:** Signed LB **Kyle Wilson**
- **June 13:** Placed LB **Paul Worrilow** on Injured Reserve
- **July 24:** Released WR **Marquess Wilson** and waived CB **Randall Gofforth**
- **July 25:** Signed by WR **Kamar Aiken** to 1-year contract
- **July 26:** Placed DE **Brandon Graham**, WR **Alshon Jeffery** and S **Chris Maragos** on Active/PUP List ... Placed DT **Tim Jernigan** and WR **Bryce Treggs** on Active/NFI List
- **July 27:** Signed DL **Adam Reth**
- **July 28:** Signed WR **DeAndre Carter**
- **August 2:** Activated WR **Bryce Treggs** from NFI List
- **August 5:** Signed S **Corey Graham** and TE **Gannon Sinclair** to 1-year contracts ... Waived S **Ryan Neal** ... Waived/injured TE **Adam Zaruba**
- **August 6:** Extended the contracts of Executive Vice President of Football Operations **Howie Roseman** and Head Coach **Doug Pederson** through the 2022 season
- **August 11:** Waived TE **Adam Zaruba** from Injured Reserve with an injury settlement
- **August 12:** Signed QB **Christian Hackenberg** ... Waived/injured OL **Ian Park**
- **August 18:** Signed WR **Darius Prince** ... Waived DL **Adam Reth**
- **August 20:** Activated DE **Brandon Graham** from PUP List
- **August 25:** Waived S **Stephen Roberts**
- **August 26:** Signed LB **Jaboree Williams** ... Released LB **Corey Nelson**
- **August 27:** Signed S **Ironhead Gallon** ... Waived WR **Anthony Mahoungou**
- **August 28:** Signed TE **Anthony Denham**
- **September 1:** Placed DT **Tim Jernigan** on Reserve/Non-Football Injury List ... Placed S **Chris Maragos** on Reserve/PUP List ... Released the following players: WR **Kamar Aiken**, DE **Steven Means**, WR **Markus Wheaton** ... Waived/injured the following players: CB **D.J. Killings**, TE **Gannon Sinclair**, OL **Toby Weathersby** ... Waived the following players: RB **Josh Adams**, CB **De'Vante Bausby**, LB **Asantay Brown**, TE **Billy Brown**, QB **Joe Callahan**, DT **Winston Craig**, WR **Rashard Davis**, TE **Anthony Denham**, OL **Aaron Evans**, DE **Danny Ezechukwu**, S **Ironhead Gallon**, G **Darrell Greene**, QB **Christian Hackenberg**, T **Taylor Hart**, RB **Matt Jones**, DE **Joe Ostman**, WR **Darius Prince**, RB **Donnel Pumphrey**, DT **Elijah Qualls**, S **Jeremy Reaves**, DT **Aziz Shittu**, CB **Chandon Sullivan**, C **Jon Toth**, WR **Bryce Treggs**, WR **Greg Ward**, LB **Jaboree Williams**, LB **Kyle Wilson**, WR **Tim Wilson** ... Acquired S **Deiondre' Hall** from Chicago in exchange for conditional 7th-round draft choice in 2019
- **September 2:** Claimed LB **D.J. Alexander** off waivers from Seattle ... Waived LB **Joe Walker** ... Signed the following players to the practice squad: RB **Josh Adams**, CB **De'Vante Bausby**, LB **Asantay Brown**, TE **Billy Brown**, DT **Winston Craig**, WR **Rashard Davis**, DE **Joe Ostman**, CB **Chandon Sullivan**, C **Jon Toth**, WR **Greg Ward**



In 1994, **Jeffrey Lurie** purchased the Philadelphia Eagles, launching the most successful run in franchise history.

During his time as Chairman and CEO, the Eagles have become a perennial contender, establishing a winning tradition by capturing eight NFC East titles, playing in six NFC Championships and making appearances in **Super Bowls XXXIX** and **LII**. In 2017, Philadelphia captured the first **Super Bowl** victory in franchise history by defeating the New England Patriots, 41-33, in **Super Bowl LII**. This unprecedented run of success has led to a greater overall winning percentage, more playoff games (26), and more playoff victories (14) than under all previous ownership groups combined.



While Lurie's teams have thrived on the field, he has also built a successful business and community-oriented organization over the two decades that he has served as Chairman and CEO.

After purchasing the Eagles, Lurie recognized that the organization was in need of a total reconstruction, design, and relocation of its office headquarters, practice facility, and stadium. He immediately committed to providing the franchise with everything it needed to succeed and constructed two state-of-the-art facilities in South Philadelphia: the **NovaCare Complex** (2001) and **Lincoln Financial Field** (2003).

Although **Lincoln Financial Field** was erected specifically to house its primary tenant, the Philadelphia Eagles, Lurie also created a multidimensional event destination that could house a wide variety of events. Fittingly, the first ticketed event at the new stadium was a soccer match between Manchester United and FC Barcelona in August 2003.

Since then, **Lincoln Financial Field** has continued to evolve with an ever-changing entertainment landscape and underwent a two-year, \$125 million revitalization in 2013. Over the years, the venue has hosted high-profile events including sold-out concerts, national and international soccer matches, the NCAA Lacrosse Championships, the Army-Navy Game, Monster Jam, Temple University football games, and more.

A thoughtful and compassionate philanthropist with family ties to autism, Lurie is devoted to raising both money and awareness for research on the causes of the neurodevelopmental disorder.

In 2017, Lurie launched **Eagles Autism Challenge** to raise money to address the complex medical and scientific issues associated with the condition of autism. The Challenge is a signature biking and 5K run/walk event that directs 100 percent of participant-raised funds to autism research and programs. The inaugural event, held on May 19, 2018, raised \$2.5 million. Over 3,300 participants came out to bike, run and walk for the cause, with 24,700 donors across 20 countries supporting their fundraising efforts.

"Autism is one of the most under-funded conditions in the country and we need to turn awareness into action," Lurie has noted. "Those who have autism are wonderful people, usually highly intelligent, sweet, and caring. They are often unable to effectively communicate with others. We need to support as much dynamic research as possible in order to create real breakthroughs."

CONFERENCE CHAMPIONSHIP APPEARANCES (SINCE 1995)

Rk	Team	Appearances
1.	New England Patriots	13
2.	Pittsburgh Steelers	8
3.	Green Bay Packers	7
4.	Philadelphia Eagles	6
5t.	Denver Broncos	5
	Indianapolis Colts	5

REGULAR-SEASON RECORDS & PLAYOFF APPEARANCES (SINCE 1995)

Rk	Team	Record (Pct.)	Appearances
1.	New England Patriots	258-110 (.701)	18
2.	Green Bay Packers	234-133-1 (.637)	17
3.	Pittsburgh Steelers	233-134-1 (.635)	17
4.	Denver Broncos	222-146 (.603)	14
5.	Indianapolis Colts	217-151 (.590)	13
6.	Philadelphia Eagles	206-160-2 (.563)	13
7.	Seattle Seahawks	201-166-1 (.548)	12

LURIE'S LANDMARKS



- Is the winningest owner in Eagles history and has led the franchise longer than any owner in team history
- One of Lurie's philanthropic endeavors was the creation of the team's non-profit charitable wing in 1995. For 20 years, Eagles Youth Partnership (EYP) served more than 50,000 at-risk children in the greater Philadelphia region annually with a focus on health and education programming
- In 2015, Lurie oversaw EYP's transition to the **Eagles Charitable Foundation** that now provides children in the local community with greater access to vision care and autism research and services. Its signature program – the **Eagles Eye Mobile** – travels to local schools to provide free eye exams and prescription eye glasses to under- and uninsured students
- Under Lurie's direction, the Eagles launched the groundbreaking **Go Green!** initiative aimed at reducing the organization's impact on the environment and creating programs that improve the quality of life in the Philadelphia region. In 2008, the Eagles received the Ongoing Commitment Award from the Environmental Media Association
- Lurie's Screen Pass Pictures served as executive producers of *Inside Job*, the 2010 documentary film, which earned the Academy Award for Best Documentary Feature and *Inocente*, which earned an Academy Award for Best Short Documentary in 2013
- Lurie is a director of the NLM Family Foundation, which devotes resources to autism research and education, and he also established the Lurie Family Foundation



During the 2018 offseason, Lurie was honored by the Fritz Pollard Alliance with the 2018 Paul “Tank” Younger Award. The award is granted annually to an NFL executive, coach or owner who promotes racial and gender diversity. Lurie’s efforts to foster civic responsibility throughout the organization have also led to the Philadelphia Eagles being recognized by many for supporting social justice and human rights initiatives.

In 2011, in acknowledgment of the organization’s commitment to the community, as well as their **Tackling Breast Cancer** and **Go Green!** campaigns, the Eagles were presented with the coveted Sports Team of the Year Award by Beyond Sport.

Prior to entering business, Lurie served as an adjunct assistant professor of social policy at Boston University. He earned a B.A. from Clark University, a master’s in psychology from Boston University, and a Ph.D. in social policy from Brandeis University.

Currently, he serves on numerous NFL committees, including the Finance Committee, Broadcast Committee, International Committee, and the Super Bowl Advisory Committee.

Born on September 8, 1951, Lurie has two children. He is married and resides in the Philadelphia area with his wife, Tina. In his free time, he enjoys traveling, golfing, tennis, movies, music, and discovering great restaurants.

BEHIND THE SCENES



Favorite Philadelphia restaurants: Barclay Prime, Nomad, Osteria, Radicchio Café, Tequilas Restaurant, Tinto, Vernick and Vietnam Restaurant

Favorite Philadelphia breakfast spot: Honey’s Sit N Eat

Favorite music: Ranges from The Doors to Bob Marley to Shakira

First concert attended: Beach Boys

Favorite player growing up: Bobby Orr

Favorite TV shows of all-time: *Hogan’s Heroes*, *The Fugitive*, *24*

Favorite books: *When Breath Becomes Air*, *The Kite Runner*

Favorite all-time movies: *The Great Escape*, *The Godfather Part II*, *Silver Linings Playbook*

Favorite recent movie: *Lion*

Favorite dog breeds: Bernese Mountain Dog, Wheaten Terrier





Don Smolenski, now in his 20th season with the organization, was originally hired by the team in 1998 as chief financial officer. He was promoted to senior vice president/chief financial officer in 2001 and was named the team's chief operating officer in 2010. In 2012, he was named to his current role of team president.



As president, Smolenski directs the club's business and strategic efforts, including sales, marketing, communications, and operations. He has played a key role in significant projects from the construction of **Lincoln Financial Field** to the club's internationally recognized environmental and philanthropic programs. During his tenure as president, Smolenski has infused energy and creativity throughout the organization with his engaging leadership style. In 2015, he was named to the Most Admired CEOs list by the *Philadelphia Business Journal* and the Philadelphia Eagles were twice named to Philly.com's Top Workplaces list in 2016 and 2018.

During his time as the team's president, Smolenski and the Eagles saw their first **Super Bowl** victory in franchise history after defeating the New England Patriots, 41-33, in **Super Bowl LII**.

In his first year as president, Smolenski spearheaded a two-year, \$125 million **Lincoln Financial Field** revitalization project that added 1,600 seats, HD video boards, and graphics paying tribute to the team's history. Over the years, **Lincoln Financial Field** has hosted high-profile events including sold-out concerts, national and international soccer matches, the NCAA Lacrosse Championships, the Army-Navy Game, Monster Jam, Temple University football, and more.

Smolenski plays an important role in the team's environmental initiatives. Because of their **Go Green** program, the Eagles have emerged as a leader in environmental stewardship in the sports industry. Those efforts include conservation efforts, recycling programs, and use of renewable energy including wind and solar.

Smolenski serves as the treasurer of the team's public charity, **Eagles Charitable Foundation**, which provides children in the Philadelphia region with greater access to vision care and provides funds to support autism research and services. In 2018, Smolenski helped launch the **Eagles Autism Challenge**, a one-day bike ride and family-friendly 5K run/walk dedicated to raising funds for innovative research and programs to help unlock the mystery of autism. In addition, Smolenski helped launch the **Eagles Care** initiative in 2013. The **Eagles Care** program forges annual, strategic partnerships with five local nonprofit organizations in order to deepen the impact of the team's community efforts. The Eagles also host an annual **Huddle Up For Autism** event at **Lincoln Financial Field** in partnership with the Center for Autism Research at the Children's Hospital of Philadelphia.

In addition to his leadership roles within the Eagles organization, Smolenski is a member of the Greater Philadelphia Chamber of Commerce Board, the FM Global Advisory Board, the Philadelphia Sports Congress, the Panasonic Advisory Board, and the Children's Hospital of Philadelphia (CHOP) Foundation Board of Overseers. Smolenski is also the co-chair of the CHOP Corporate Council and is involved with Leadership Philadelphia, a nonprofit organization that promotes leadership and community involvement. In 2017, in partnership with the Philadelphia Sports Congress, Smolenski assisted in bringing the NFL Draft back to Philadelphia for the first time since 1961.

Before joining the Eagles, Smolenski served as chief financial officer for the International Hockey League, where he oversaw all league financial matters and played an integral role in the expansion of the league. Through the development of expansion models and the analysis of league performance models, Smolenski saw the league grow from 12 to 19 teams.

Smolenski began his career as a public accountant with Arthur Andersen.

An outdoor enthusiast, Smolenski enjoys an active lifestyle and has completed the Detroit, Pittsburgh, and Boston Marathons. He earned his Bachelor of Arts degree in biology from Amherst College and holds a Master of Science degree in accounting. Don and his wife, Karen, have two sons, Jake and Shane.





Howie Roseman, executive vice president of football operations, is in his 19th season with the Philadelphia Eagles. Roseman is an influential voice within the organization and provides valuable perspective pertaining to both football and business decisions that help shape the franchise.



Roseman was named 2017 Executive of the Year by the Pro Football Writers of America for his integral role in constructing the team's **Super Bowl LII**-winning roster. In addition, Roseman was voted the 2017 *Sporting News* NFL Executive Of The Year by league executives. During the 2017 offseason, Roseman and the Eagles front office utilized free agency to add key veterans such as **LeGarrette Blount**, **Nick Foles**, **Alshon Jeffery**, **Chris Long**, **Patrick Robinson** and **Torrey Smith**, while also executing trades for veteran defenders **Ronald Darby** and **Tim Jernigan**. The team later traded for running back **Jay Ajayi** just before the NFL trade deadline in October. Additionally, Roseman infused the roster with talent and youth during April's NFL Draft, which was held in Philadelphia for the first time since 1961. Roseman's moves paid dividends when the Eagles captured the first **Super Bowl** title in franchise history with a 41-33 victory over the New England Patriots.

In addition to 2017's acquisitions, Roseman has overseen the reshaping of a roster that included two separate trades that allowed the Eagles to move up in the first round of the 2016 NFL draft to select North Dakota State QB **Carson Wentz**. Eight days prior to the start of the 2016 regular season, Roseman executed another trade that sent QB **Sam Bradford** to the Minnesota Vikings in exchange for a 2017 first-round pick, which the Eagles used to select Tennessee's **Derek Barnett**, and a 2018 fourth-round pick. Prior to the 2016 and 2017 seasons, Roseman continued to solidify the team's core by retaining key veterans while adding to the team through free agency and the draft.

Prior to being promoted to his current role, Roseman served as the team's general manager from 2010-14. At the time of his 2010 promotion to general manager, Roseman became the youngest NFL executive to be named to the post in three decades, at just 34 years old. In his first year as general manager, he oversaw a major overhaul of the roster, making it one of the youngest in the NFL. The revamped Eagles squad earned an NFC East division crown in 2010 and then again in 2013. In 2014, the Eagles won ten games with an NFC-high nine **Pro Bowl** players.

Since hiring Roseman in 2000, the Eagles have earned 11 playoff berths, eight division titles, six NFC Championship appearances, two NFC Championship crowns and trips to **Super Bowl XXXIX** and **Super Bowl LII**.

In addition to overseeing the team's roster moves, Roseman is also responsible for establishing the organization's scouting and personnel department, as well as overseeing the executives who specialize in analytics, sports science, player engagement and NFL compliance.

REGULAR-SEASON & POSTSEASON WINNING PERCENTAGE (SINCE 2016)

Rk	Team	Record (Pct.)	Postseason
1.	New England Patriots	32-6 (.842)	5-1 (.833)
2.	Pittsburgh Steelers	26-10 (.722)	2-2 (.500)
3.	Dallas Cowboys	22-11 (.667)	0-1 (.000)
4.	Philadelphia Eagles	23-12 (.657)	3-0 (1.000)
5.	Atlanta Falcons	24-13 (.649)	3-2 (.600)

REGULAR-SEASON WINNING PERCENTAGE (2017)

Rk	Team	Appearances
1t.	Philadelphia Eagles	13-3 (.813)
	Minnesota Vikings	13-3 (.813)
	New England Patriots	13-3 (.813)
	Pittsburgh Steelers	13-3 (.813)

After relentlessly pursuing jobs in NFL front offices, Roseman finally got his foot in the door as an intern with the Eagles when the team was headquartered at Veterans Stadium.

Roseman was elevated to director of football administration in 2003 and then to vice president of football administration in 2006. In that role, he worked in the personnel department evaluating players around the NFL and for the draft. He also represented the team to the NFL on contract, salary cap and player personnel matters.

In 2007, Roseman was invited to participate in the NFL-Stanford Program for managers at the Stanford Graduate School of Business, a program developed by the NFL to promote development of leaders within the league.

From 2008-09, Roseman served as the team's vice president of player personnel. In that role, he managed the college scouting staff, organized and ran draft meetings, and scouted the top college prospects around the country.

Roseman is also active in the Philadelphia-area community, contributing to a variety of initiatives involving military and children. He was named Honorary Commander for the Joint Base McGuire-Dix-Lakehurst for his continued efforts with the military. His charitable endeavors have benefited the Alex's Lemonade Stand Foundation, the Boys & Girls Clubs of America, USA Football, Pop Warner and Cop Wheels. He is also a member of the Governing Body of the Global Sports Management Summit and YPO. In 2018, Roseman was the recipient of the Steinberg-DeNicola Humanitarian Award, an honor presented by the Maxwell Football Club to an NFL representative that has committed themselves to doing good in their community.

Born in Brooklyn, NY, Roseman earned his bachelor's degree from the University of Florida before earning a JD degree from Fordham Law School. Howie and his wife, Mindy, reside in suburban Philadelphia with their four children.

Joe Douglas, who was hired by the Eagles on May 11, 2016, enters his third season as vice president of player personnel.

During the 2017 offseason, Douglas, along with Executive Vice President of Football Operations **Howie Roseman**, identified and acquired key veterans such as **LeGarrette Blount**, **Nick Foles**, **Alshon Jeffery**, **Chris Long**, **Patrick Robinson** and **Torrey Smith**, while also executing trades for veteran defenders **Ronald Darby** and **Tim Jernigan**. The team later traded for running back **Jay Ajayi** just before the NFL trade deadline in October. Additionally, Roseman, Douglas and the scouting department infused the roster with talent and youth during April's NFL Draft, which was held in Philadelphia for the first time since 1961. This extensive series of personnel transactions paid dividends when the Eagles captured the first **Super Bowl** title in franchise history with a 41-33 victory over the New England Patriots.

Prior to joining the Eagles, Douglas spent the 2015 season as the director of college scouting for the Chicago Bears after working in the Baltimore Ravens' personnel department for 16 years (2000-15).

During his time in Baltimore, Douglas was instrumental in acquiring a number of key performers for the Ravens, both through the draft and during the undrafted free agent signing period. Some of the players that he had a hand in obtaining included QB **Joe Flacco**, G **Ben Grubbs**, LB **Pernell McPhee**, LB **C.J. Mosley**, K **Justin Tucker**, CB **Lardarius Webb** and G **Marshal Yanda**. Grubbs, Mosley, Yanda and Tucker have combined for 10 **Pro Bowls** with the Ravens.

"I have known Joe for several years and have admired his work with both the Ravens and the Bears," said **Howie Roseman**, Eagles executive vice president of football operations. "He is a guy that we had targeted from the outset. I feel that we are very fortunate to have him lead our player personnel department. [Ravens general manager] **Ozzie Newsome** and [Bears general manager] **Ryan Pace** spoke very highly of him and his work. He is passionate about football, passionate about scouting and he played a vital role in the success of the Ravens over the last decade."

As a member of the Ravens organization, Douglas held various posts which included serving as the club's national scout (2012-15), Southeast area scout (2009-11), East Coast area scout (2008) and Northeast area scout (2003-07). Douglas was first hired by Baltimore in 2000, where he worked as a player personnel assistant for three years. He was responsible for fall and spring scouting assignments, college workouts and draft visit coordination, managing the team's college video library and assisting the pro personnel department with special teams evaluations of club opponents and unrestricted free agents.



SCOUTING DEPARTMENT



Joe Douglas, Vice President of Player Personnel

Andy Weidl, Director of Player Personnel

Tom Donahoe, Senior Football Advisor

Anthony Patch, Senior Director of College Scouting

Ian Cunningham, Director of College Scouting

Dwayne Joseph, Director of Pro Scouting

T.J. McCreight, Player Personnel Executive

Brandon Brown, Assistant Director of Pro Scouting

Alan Wolking, Assistant Director of College Scouting

Shawn Heinlen, Southwest Area Scout

Ryan Myers, West Coast Area Scout

Jim Ward, Northeast Area Scout

Matt Holland, Pro Scout

Patrick Stewart, National Scout

Phil Bhaya, NFS Scout

Casey Weidl, Player Personnel Coordinator

John Hill, Pro Scouting Coordinator

Lee DiValerio, Scouting Assistant

Chris Nolan, Scouting Assistant

An All-Atlantic 10 selection, Douglas started 45 consecutive games at tackle for the University of Richmond. Following his collegiate playing career, he transitioned into a volunteer assistant coach with the Spiders' football team in 1999.

As an offensive lineman at Lee-Davis (Mechanicsville, VA) High School, Douglas was recognized as a two-time all-state honoree.

He and his wife, Shannon, have two daughters, Addison and Leighton, and a son, Thomas.



DOUG PEDERSON HEAD COACH



Doug Pederson was named head coach of the Philadelphia Eagles on January 18, 2016, following a three-year run as the offensive coordinator of the Kansas City Chiefs from 2013-15.

In just his second season as an NFL head coach, Pederson led the Eagles to a 13-3 regular-season record, an NFC East title, the No. 1 seed in the NFC playoffs and the first **Super Bowl** title in franchise history with a 41-33 victory over the New England Patriots in **Super Bowl LII**.



Pederson became the eighth head coach in NFL history to win the Super Bowl in his first two seasons as a head coach and the seventh to win the Super Bowl in his first playoff run. Additionally, after coaching the Eagles to a 7-9 record during his first season with Philadelphia, Pederson became just the fourth head coach in NFL history to lead his team to a Super Bowl title following a sub-.500 record the previous season, joining **Bill Walsh** (1981 49ers), **Dick Vermeil** (1999 Rams) and **Bill Belichick** (2001 Patriots).

As a first-year head coach with the Eagles in 2016, Pederson developed rookie quarterback **Carson Wentz**, the No. 2-overall pick in the NFL Draft, and prepared the first-year signal caller to start the regular-season opener vs. the Cleveland Browns.

Under Pederson's direction, Wentz went on to set a team and all-time NFL rookie record with 379 completions, while posting franchise rookie records in pass attempts (607), passing yards (3,782), passing touchdowns (16) and completion percentage (62.4%). Wentz also produced the 4th-most passing yards (3,782) in single-season team history and NFL rookie history. Wentz started all 16 games in his rookie season, becoming the first Eagles quarterback to start all 16 regular-season games since **Donovan McNabb** in 2008.

Prior to arriving in Philadelphia, Pederson served as the offensive coordinator in Kansas City from 2013-15 and helped guide the Chiefs to a 31-17 regular-season record.

During his time in Kansas City, the Chiefs excelled at protecting the football and committed the third-fewest turnovers (50) in the NFL from 2013-15. Over that span, Kansas City's +29 turnover differential ranked third in the league.

In 2015, Pederson helped the Chiefs rebound from a 1-5 start to win a franchise-record 11 consecutive games, including Kansas City's first playoff victory in 22 years. During the Chiefs' regular-season winning streak, which began in Week 7, the club ranked tied for first in the NFL in rushing touchdowns (14), fourth in rushing yards per game (143.8) and tied for fifth in points per game (27.8). Limited turnovers helped propel the team's run, as the Chiefs committed just seven turnovers (four INTs, three fumbles) after Week 6 and finished the 2015 regular season with the second-fewest turnovers in the league (15).

Kansas City acquired QB **Alex Smith** via trade in 2013 and the 10-year veteran experienced the most productive stretch of his career under Pederson's tutelage: a three-year span during which he set a Chiefs record for wins by a starting quarterback in his first three years as a starter (30). During his three years in Pederson's offense, Smith notched three consecutive 3,000-yard seasons, threw the second-fewest interceptions among quarterbacks with at least 1,000 attempts (20) and ranked fourth among all quarterbacks with 1,183 rushing yards. Smith's 20 interceptions from 2013-15 marked the lowest three-season total

of his career in years that he played more than 10 games.

Before joining Kansas City, Pederson served as the quarterbacks coach in Philadelphia from 2011-12. In his first season as the Eagles quarterbacks coach, Pederson helped QB **Michael Vick** become the second quarterback in NFL history to top the 3,000-yard passing and 500-yard rushing plateaus in consecutive seasons. That year, under Pederson's direction, Vick set career highs in completions (253) and passing yards (3,303) while throwing the third-most touchdowns of his career (18). Vick's yards through the air, combined with his 589 rushing yards, helped Philadelphia's offense record a then-franchise-record 6,386 net yards (now the second-highest total) and notch a team-record 356 first downs. Additionally, the 2011 Eagles offense ranked second in the league in plays of 10-plus yards (258) and tied for second in plays of 20-plus yards (84).

Pederson began his pro coaching career as an offensive quality control coach with the Eagles from 2009-10. During that span, the Eagles scored 868 points and set single-season franchise scoring records in back-to-back years (429 in 2009 and 439 in 2010).

In 2010, Pederson assisted an Eagles offense that recorded a then-franchise-record 6,230 net yards (now fourth), which ranked second in the NFL that season, and a then-franchise-record 439 points, which ranked third in the league.

During Pederson's first season as an NFL coach (2009), the Eagles offense recorded the fifth-most passing yards in team history (4,089), which at the time ranked second in club annals.

A 12-year NFL veteran, Pederson played quarterback for the Green Bay Packers, Miami Dolphins, Philadelphia Eagles and Cleveland Browns after originally being drafted by the Carolina Panthers in the 1995 expansion draft. Pederson was coached by three of the most successful coaches in NFL history: **Don Shula**, **Mike Holmgren** and **Andy Reid**. Additionally, Pederson played alongside Pro Bowl quarterbacks **Brett Favre**, **Dan Marino**, **Donovan McNabb** and **Jim McMahon**.

Pederson served as a backup quarterback for Green Bay from 1995-98 and 2001-04, and was part of Packer teams that won **Super Bowl XXXI**, two NFC Championships (1996 and 1997) and six division titles. Pederson made eight starts for the Browns in 2000 and logged 1,047 yards and two touchdowns on 117 completions. In 1999, Pederson made nine starts for the Eagles, completing 119 passes for 1,276 yards and seven touchdowns.

In a 1993 contest against the Eagles, Pederson was pressed into duty when Dolphins starter **Scott Mitchell** left the game with a shoulder injury. In the second half, he helped guide Miami to a 19-14 win that marked **Don Shula**'s 325th career victory.

Pederson attended Northeast Louisiana (now Louisiana Monroe) where he was a three-year starter at quarterback. He finished his college career with 6,445 yards and 33 TDs on 571-of-1,032 passing. As a senior, Pederson led the Southland Conference in passing when he completed 205 of 367 passes for 2,282 yards and 10 TDs. In 1989, he set a school record with 619 passing yards against Stephen F. Austin. Pederson graduated from Northeast Louisiana with a B.B.A. in business management.

The Bellingham, WA, native (born January 31, 1968) earned three letters each in football, baseball and basketball at Ferndale (WA) H.S., where he was an all-league selection at quarterback, safety and kicker and finished his high school career with 1,880 yards and 19 TDs on 106-of-250 passing.

Pederson and his wife, Jeannie, have three sons: Drew, Josh and Joel. Jeannie played basketball at Louisiana College.



MIKE GROH
Offensive Coordinator
2nd year in Philadelphia



- Originally joined the Eagles in 2017 as wide receivers coach and was promoted to offensive coordinator in 2018
- During his first season with the Eagles, coached a unit that made significant improvements. The Eagles were the only team with two wide receivers that produced eight-or-more receiving TDs. Alshon Jeffery tied for fourth in the NFL with nine receiving TDs and Nelson Agholor enjoyed a breakout year as he tied for 2nd on the team with a career-high eight receiving TDs and ranked 1st in the NFL in third-down receiving average
- Served as passing game coordinator/receivers coach for the L.A. Rams in 2016
- Coached receivers for the Chicago Bears from 2013-15 and oversaw a position group that featured Pro Bowlers Alshon Jeffery and Brandon Marshall
- Won national championships in 2011-12 as wide receivers coach and recruiting coordinator for the University of Alabama
- Coached at UVA from 2001-08 and served as the OC in his final 3 seasons. Also played QB for the Cavaliers and led the team to bowl victories in 1994 and 1995
- The son of longtime NFL coach Al Groh

JIM SCHWARTZ
Defensive Coordinator
3rd year in Philadelphia



- During Philadelphia's 2017 Super Bowl LII-winning campaign, led an Eagles defense that finished No. 1 in the NFL against the run (79.2 ypg), produced the fourth-most takeaways in the league (31) and ranked 3rd in third-down defense (32.2%). The Eagles gave up just seven rushing TDs on the year, which tied with the 2008 defense for the fewest rushing TDs surrendered by an Eagles defense since 2002. In total, Philadelphia's defense gave up 31 TDs on the season, which marks the fewest TDs surrendered by an Eagles defense since 2008 (26)
- In 2016, his first season with the Eagles, guided the team's transition from a 3-4 to a 4-3 defense and oversaw a unit that featured Pro Bowl DT Fletcher Cox and second-team All-Pro Brandon Graham. In addition to Cox and Graham's accolades, second-year linebacker Jordan Hicks led all NFL LBs with five INTs. The Eagles defense finished third in the NFL in red zone defense (45.1 pct.)

- In 2014, directed a Bills defense that allowed the second-fewest points in the NFL (16.9 ppg), notched a league-high 54 sacks, held opponents to a league-best 33.2 percent third-down conversion rate and allowed the second-lowest quarterback rating (74.5)
- Served as head coach of the Detroit Lions from 2009-2013. Guided the team to its first playoff berth since 1999 when he coached Detroit to a 10-6 record in 2011
- Spent 10 years with the Tennessee Titans, serving as defensive coordinator from 2001-08. Helped the Titans reach Super Bowl XXXIV and win three division titles
- Attended Georgetown, where he was a four-year letterwinner at linebacker

DAVE FIPP
Special Teams Coordinator
6th year in Philadelphia



- In 2017, tutored rookie kicker Jake Elliott after the team lost veteran kicker Caleb Sturgis to injury in Week 1. Elliott enjoyed a historic rookie campaign, kicking the longest regular-season (61 yards vs. NYG in Week 3) and postseason FGs (53 yards in the Divisional Round vs. Atl.) in franchise and NFL rookie history. He also kicked the two longest FGs by a rookie in Super Bowl history (42 and 46 yards) in Philadelphia's 41-33 win vs. New England in Super Bowl LII
- In 2016, the Eagles ranked second in the NFL with a franchise record 27.314 kickoff return average, led the league with five kickoff returns of 50-plus yards, and were the only team to record multiple kickoff returns for TDs (two)
- Under his direction in 2015, the Eagles ranked 2nd in the NFL in punt return average (11.4)
- In 2014, the Eagles ranked first in the annual *Dallas Morning News* special teams rankings compiled by Rick Gosselin. That year, special teams accounted for a franchise-best and NFL-high seven TDs
- Served as assistant special teams coach with the Miami Dolphins (2011-12) and the San Francisco 49ers (2008-10)
- Coached in college for 10 years at San Jose St., Nevada, Cal Poly, Holy Cross and his alma mater, Arizona
- Walked on at Arizona and played from 1994-97 as a safety and special teamer

DUCE STALEY
Assistant Head Coach/
Running Backs
8th year in Philadelphia



- Originally a third-round pick of Eagles in 1997, enters his 8th year as a member of the Philadelphia coaching staff. Earned the added title of assistant head coach during the 2018 offseason
- Philadelphia ranks 5th in the NFL in rushing offense (127.9 ypg) during his tenure as running backs coach (2013-17)
- The Eagles ground game helped propel the team to its first Super Bowl title in 2017, ranking 3rd overall in rushing offense (132.2 yards per game) and 4th in rushing average (4.47 yards per attempt)
- In 2013, helped All-Pro RB LeSean McCoy become the first Eagle to lead the NFL in rushing and scrimmage yards since 1947
- Worked first two seasons in Philadelphia as an assistant special teams coach, while helping with the running backs
- Gained 5,785 yards during his 10-year NFL career with Philadelphia (1997-2003) and Pittsburgh (2004-06)
- Ranks 5th on team's all-time rushing list. Is one of three Eagles to top 200 yards rushing in a game (Steve Van Buren and McCoy)
- Won a Super Bowl with Pittsburgh in 2005
- His Eagle teammates voted him offensive MVP three times (1998, 1999, and 2002)

GUNTER BREWER
Wide Receivers
1st year in Philadelphia



- Enters his first season with the Eagles as the team's wide receivers coach and brings more than 30 years of coaching experience to Philadelphia
- Spent the previous six seasons (2012-17) as co-offensive coordinator/wide receivers coach at the University of North Carolina. During that span, UNC set the school record for passing yards five times, throwing for more than 3,500 yards each year from 2012-16
- Coached some of the most productive WRs in UNC history, including Eagles second-year wideout Mack Hollins
- Tutored three Biletnikoff Award finalists during his time in the collegiate ranks: Justin Blackmon (Oklahoma State, 2010), Dez Bryant (Oklahoma State, 2008 – runner-up) and Randy Moss (Marshall, 1997 – winner)
- Was a two-year letter-winner as a wide receiver at Wake Forest



KEN FLAJOLE Linebackers

3rd year in Philadelphia



- In 2017, helped the defense overcome the loss of starting MLB Jordan Hicks in Week 7 by preparing veteran LB Nigel Bradham to take over the radio and call the defense. Bradham led Eagles LBs with 85 tackles (67 solo) and had a career-high 8 PDs, adding 12 tackles (10 solo) and a sack during the team's Super Bowl LII-winning postseason run
- In 2016, Hicks led all NFL LBs with 5 INTs
- Has coached every defensive position in his 38-year coaching career
- Served as the St. Louis Rams' defensive coordinator from 2009-2011 and coached the Carolina Panthers LBs from 2003-08
- Spent 21 years coaching in the college ranks prior to entering the NFL in 1998
- Played collegiately at Pacific Lutheran and Wenatchee Valley CC

TIM HAUCK Safeties

3rd year in Philadelphia



- Under Hauck's direction in 2017, S Malcolm Jenkins earned his second career Pro Bowl nod after finishing the regular season with a team-high 119 tackles
- In 2016, Jenkins returned 2 INTs for TDs and Rodney McLeod set career highs in tackles (117), INTs (3) and PDs (10)
- Served as the defensive coordinator and CBs coach for UNLV from 2013-14
- Enjoyed a 13-year NFL playing career and appeared in 183 regular-season games. Totaled 357 tackles, 16 PDs, six FFs, four FRs and 162 special teams tackles
- Played in 51 games for the Eagles (1999-2002) and logged 158 tackles on defense and 47 tackles on special teams. Started alongside Brian Dawkins in 1999 and finished second on the team with 122 tackles
- Was a two-time first-team All-American safety at Montana

JUSTIN PEELE Tight Ends

6th year in Philadelphia



- Under Peelle's direction, Eagles TEs excelled during the team's 2017 Super Bowl season. Philadelphia was one of just two teams in the NFL to boast two TEs with at least 5 receiving TDs (Zach Ertz and Trey Burton). Ertz was named to his first career Pro Bowl after finishing 3rd among NFL tight ends with 824 receiving yards and logging a career-high 8 TDs

- In 2016, Ertz recorded a career-high 78 catches, marking the second-most by an Eagles TE in franchise history
- Drafted by the Chargers in 4th round in 2002. Played TE for 10 seasons in NFL with San Diego, Miami, Atlanta and San Francisco. Caught 123 passes and 12 TDs

JEFF STOUTLAND Offensive Line/ Run Game Coordinator

6th year in Philadelphia



- Originally joined the Eagles as the team's offensive line coach in 2013 and took on the added responsibility of run game coordinator during the 2018 offseason
- In 2017, coached one of the most dominant offensive lines in the NFL. Philadelphia's line paved the way for a ground attack that ranked 3rd in the NFL in rushing offense (132.2 yards per game) and 4th in rushing average (4.47 yards per carry). T Lane Johnson and G Brandon Brooks were voted to their first career Pro Bowls, while Johnson and C Jason Kelce earned *Associated Press* All-Pro recognition. Helped the Eagles overcome a season-ending injury to All-Pro LT Jason Peters in Week 7 by preparing second-year T Halapoulivaati Vaitai to step into the starting lineup
- In 2016, helped the Eagles battle injuries by fielding seven different starting offensive line combinations. His only two linemen to start all 16 games (Peters and Kelce) both made the Pro Bowl
- Coached one of the best lines in the nation at Alabama from 2011-12 and helped the team to a National Championship in 2012
- Also coached successful offensive lines at Miami, FL (2007-10), Michigan St. (2000-06), Syracuse (1999) and Cornell (1993-96)

PRESS TAYLOR Quarterbacks

6th year in Philadelphia



- Joined the Eagles as an offensive quality control coach in 2013, added the responsibility of assistant quarterbacks coach in 2016 and was promoted to quarterbacks coach during the 2018 offseason
- Philadelphia's QBs excelled during the 2017 season. Carson Wentz received his first career Pro Bowl nod and was named *Associated Press* second-team All-Pro after leading the Eagles to an 11-2 record and ranking 2nd in the NFL with a franchise-record 33 passing TDs. Following a season-ending injury to Wentz, Nick Foles led Philadelphia to its first Super Bowl title, recording a 100-plus passer rating in all three playoff games and earning Super Bowl LII MVP honors

- In 2016, his first season with the added responsibilities of assistant QBs coach, worked with rookie Wentz and helped him set a team and all-time NFL rookie record with 379 completions
- Lettered two years as a QB at Marshall after transferring from Butler Community College, where he led the school to two JUCO championships (2007-08)
- Brother, Zac, was named L.A. Rams quarterbacks coach during the 2018 offseason

CORY UNDLIN Defensive Backs

4th year in Philadelphia



- During Philadelphia's 2017 Super Bowl LII-winning campaign, the Eagles defense produced the 4th-most takeaways in the league (31) and ranked 3rd in third-down defense (32.2%). On the year, Philadelphia gave up 24 TD receptions, which marked the fewest TDs surrendered by an Eagles defense since 2008 (19). S Malcolm Jenkins was named to his second career Pro Bowl
- Coached the safety tandem of Jenkins and Rodney McLeod in 2016 and helped McLeod set career highs in tackles (117), INTs (3) and PDs (10). In his first year coaching Eagles DBs (2015), Jenkins earned his first career trip to the Pro Bowl
- Spent three years with the Denver Broncos prior to arriving in Philadelphia and worked with three Pro Bowl DBs in 2014 - Aqib Talib, Chris Harris Jr., and T.J. Ward
- Also held NFL coaching positions in Jacksonville, Cleveland and New England

CHRIS WILSON Defensive Line

3rd year in Philadelphia



- In 2017, the Eagles defensive line featured four players with 5-plus sacks, marking the first time since 2002 that four individual Eagles defensive linemen recorded 5-plus sacks in a season. DE Brandon Graham led the team with a career-high 9.5 sacks, followed by Pro Bowl DT Fletcher Cox (5.5), DE Chris Long (5.0) and rookie DE Derek Barnett (5.0)
- In his first season with the Eagles, oversaw the line's transition to a 4-3. Graham was named second-team AP All-Pro in his first season back at DE and Cox was named to the Pro Bowl
- Coached 23 years in the college ranks including positions at Missouri, USC, Georgia, Mississippi State and Oklahoma
- Played collegiately at Oklahoma where he recorded 303 tackles. Was a 12th-round draft pick of the Chicago Bears in 1992



EUGENE CHUNG
Assistant Offensive Line/
Tight Ends/Run Game
6th year in Philadelphia



- In 2017, Chung and offensive line coach Jeff Stoutland coached one of the most dominant offensive lines in the NFL. Philadelphia's rushing attack ranked 3rd in the NFL in rushing offense (132.2 yards per game) and 4th in rushing average (4.47 yards per carry). T Lane Johnson and G Brandon Brooks were voted to their first career Pro Bowls, while Johnson and C Jason Kelce earned *Associated Press* All-Pro recognition
- Rejoined Eagles staff in 2016, having previously served as the team's offensive line assistant from 2010-12. Has coached with Eagles Head Coach Doug Pederson in both Philly and Kansas City
- In 2016, helped offensive line coach Jeff Stoutland field seven different starting offensive line combinations
- Was the assistant offensive line coach for the Chiefs from 2013-15. In those three seasons, the Chiefs ranked first in the NFL with 54 rushing TDs
- Originally a first-round pick of the New England Patriots in 1992 (13th overall), enjoyed a six-year playing career

MATTHEW HARPER
Assistant Special Teams
6th year in Philadelphia



- Enters his sixth year in Philadelphia and his fifth as the team's assistant special teams coach. Worked as assistant defensive backs coach in 2015
- In 2017, the Eagles special teams unit featured rookie kicker Jake Elliott, who enjoyed a historic rookie campaign, kicking the longest regular-season (61 yards vs. NYG in Week 3) and postseason FGs (53 yards in the Divisional Round vs. Atl.) in franchise and NFL rookie history
- In 2016, the Eagles ranked 2nd in the NFL with a franchise record 27.314 kickoff return average, led the league with five kickoff returns of 50-plus yards, and were the only team to record multiple kickoff returns for TDs (two). Additionally, the Eagles finished 2nd in the NFL in punt return average (12.9)
- In 2014, the Eagles ranked first in Rick Gosselin's annual *Dallas Morning News* special teams ranking
- Was as a coaching intern and G.A. at Oregon from 2009-12. Played two seasons as a safety at Oregon (2006-07) after transferring from City College of San Francisco
- Son of two-time Nebraska All-America DE and 11-year NFL vet Willie Harper

CARSON WALCH
Assistant Wide Receivers
1st year in Philadelphia



- Joined the Eagles in 2018 after two seasons with the Edmonton Eskimos as offensive coordinator/receivers coach (2017) and receivers/passing game coordinator (2016)
- From 2013-14, served as an offensive quality control coach with the Chicago Bears, where he worked with Eagles offensive coordinator and former Bears wide receivers coach Mike Groh
- An All-American, all-region and all-conference running back, receiver and return specialist for Winona State from 1996-99. During his final season, was named a regional finalist for the Harlon Hill Award, which is earned by the top player in NCAA Division II football

PHILLIP DANIELS
Defensive Quality Control/
Assistant Defensive Line
3rd year in Philadelphia



- In 2017, the defensive line featured four players with 5-plus sacks, marking the first time since 2002 that four individual Eagles defensive linemen recorded 5-plus sacks in a single season. DE Brandon Graham led the team with a career-high 9.5 sacks, followed by Pro Bowl DT Fletcher Cox (5.5), DE Chris Long (5.0) and rookie DE Derek Barnett (5.0)
- Joined the Eagles in 2016 and assisted Chris Wilson with a defensive line that featured Pro Bowl DT Fletcher Cox and second-team All-Pro DE Graham
- Originally a fourth-round pick of the Seahawks in 1996, he played for Seattle (1996-99), Chicago (2000-03) and Washington (2004-10). Totaled 512 tackles, 62 sacks, 51 PDs, 15 forced fumbles and 12 fumble recoveries in his career

TRENT MILES
Offensive Quality Control/
Assistant Running Backs
2nd year in Philadelphia



- Served as a coaching assistant for the Eagles in 2017 and was promoted to offensive quality control coach in 2018
- Was the head coach at Georgia State from 2013-2016. Named Sun Belt Coach of the Year in 2015
- Played wide receiver at Indiana State from 1982-86. Was a member of the 1984 Sycamores team that was ranked No. 1 in the nation for much of the season and was inducted into the Indiana State Hall of Fame in 2002

RYAN PAGANETTI
Defensive Quality Control/
Assistant Linebackers
4th year in Philadelphia



- Originally joined the Eagles as an analyst in March 2015, was named a coaching assistant in 2017 and worked with the linebackers. Was elevated to defensive quality control and assistant linebackers coach during the 2018 offseason
- Played running back at Dartmouth

T.J. PAGANETTI
Offensive Quality Control/
Assistant Offensive Line
4th year in Philadelphia



- Enters his second season as the Eagles offensive quality control/assistant offensive line coach. Originally joined the organization in 2013 as an analyst working with the offense and quarterbacks
- Held numerous stints with the Oregon Ducks football program including undergraduate intern (2007-2008) and student assistant coach (2009-2012). After two seasons with the Eagles as an analyst (2013-14), Paganetti returned to Oregon as a Graduate Assistant/Linebackers coach for the 2015-2016 seasons

SPENCER PHILLIPS
Offensive Quality Control/
Assistant Quarterbacks
3rd year in Philadelphia



- Promoted to offensive quality control/assistant quarterbacks during the 2018 offseason. Originally joined the Eagles as a coaching assistant/assistant to the head coach during the 2016 offseason
- Spent 2015 as the defensive quality control coach at Samford University
- Was an All-Conference quarterback at West Los Angeles Junior College before transferring to Murray State University

DINO VASSO
Defensive Quality Control/
Assistant Secondary
3rd year in Philadelphia



- During the 2017 Super Bowl campaign, the Eagles defense produced the 4th-most takeaways in the league (31). On the year, Philadelphia's secondary gave up 24 TD receptions, which marks the fewest TDs surrendered by an Eagles defense since 2008 (19)
- Served as a coaching assistant with the Kansas City Chiefs (2013-15). Worked primarily with the secondary in K.C.
- Was a four-year DB at New Hampshire
- A native of Crum Lynne, PA, lettered in football at Ridley H.S. in Folsom, PA



EXECUTIVE ADMINISTRATION

Jeffrey Lurie	Chairman and Chief Executive Officer
Don Smolenski	President
Aileen Dagrosa	Senior Vice President, General Counsel
Frank Gumienny	Senior Vice President, Chief Financial Officer
Jen Kavanagh	Senior Vice President, Media and Marketing
Jason Miller	Senior Vice President of Operations
Ari Roitman	Senior Vice President of Business
Christina Weiss Lurie	President Eagles Charitable Foundation, Eagles Social Responsibility

EXECUTIVE ADMINISTRATION SUPPORT

Tina D'Orazio	Vice President, Office of the Chairman and Chief Executive Officer
Lee Ann Hartley	Director, Office of the Chairman and CEO
Jessica Maenner	Executive Assistant
Katy Moroz	Assistant to President Eagles Charitable Foundation
Liz Reed	Executive Assistant to President
Gary Richardson	Driver/Office Assistant
Tara Sutphen	Executive Assistant to the Chairman/CEO & Owner

FOOTBALL OPERATIONS

Howie Roseman	Executive Vice President of Football Operations
Dom DiSandro	Vice President of Team Security
Alec Halaby	Vice President of Football Operations and Strategy
Jake Rosenberg	Vice President of Football Administration
Anthony Cozzi	Senior Director of Software Innovation
Greg Delimitros	Director of Equipment Operations
Patrick Dolan	Director of Football Technology
Jon Ferrari	Director of Football Operations
Paul Lancaster	Director of Player Engagement
Dan Ryan	Director of Team Travel and Football Logistics
Craig Blake	Equipment Assistant
Nick Church	Lead Software Innovator
Katie David	Football Operations Coordinator
Kevin Dougherty	Video Director
Kevin Mahon	Video Assistant
Peter Gould	Equipment Assistant
Bryce Johnston	Football Administration Coordinator
John Liu	Football Operations Analyst
Ryan Maddocks	Video Assistant
Kathy Mair	Football Operations Administrative Assistant
Edward Miller	Equipment Assistant
Taylor Rajack	Assistant Director of Football Analytics
Namita Nandakumar	Quantitative Analyst
Chase Perlen	Quantitative Analyst
Tom Rossi	Assistant Director of Football Technology
Paige Schuck	Player Personnel Administrative Assistant

SCOUTING

Joe Douglas	Vice President of Player Personnel
Andy Weidl	Director of Player Personnel
Tom Donahoe	Senior Football Advisor
Anthony Patch	Senior Director of College Scouting
Ian Cunningham	Director of College Scouting
Dwayne Joseph	Director of Pro Scouting

TJ McCreight	Player Personnel Executive
Brandon Brown	Assistant Director of Pro Scouting
Alan Wolking	Assistant Director of College Scouting
Shawn Heinlen	Southwest Area Scout
Ryan Myers	West Coast Area Scout
Jim Ward	Northeast Area Scout
Matt Holland	Pro Scout
Patrick Stewart	National Scout
Phil Bhaya	NFS Scout
Casey Weidl	Player Personnel Coordinator
John Hill	Pro Scouting Coordinator
Lee DiValerio	Scouting Assistant
Chris Nolan	Scouting Assistant

SPORTS SCIENCE TEAM

Shaun Huls	Director of High Performance
Shireen Mansoori, DPT, OCS	Director of Rehabilitation
Jerome Reid	Head Athletic Trainer
Micah Gerhart	Assistant Athletic Trainer
Keith Gray	Assistant Strength Coach
James Hanisch	Director of Performance Science
Josh Hingst	Head Strength Coach
Steven Feldman	Assistant Athletic Trainer
Mark Lewis	Assistant Athletic Trainer
Patrick McDowell	Strength and Conditioning Assistant
Mike Minnis	Coordinator of Performance Nutrition/ Assistant Strength Coach
Joseph O'Pella	Associate Head Athletic Trainer
Ben Wagner	Strength Assistant

ACCOUNTING

Greg McDonald	Director of Finance Operations
Tony Orazi	Director of Financial Reporting
Andrew Baczowski	Staff Accountant
Denise Bailey	Accounts Receivable Coordinator
Joy Gunn	Accounts Payable
Kathleen Rosi	Payroll Manager
Andrea Sorli	Accounting Manager

HUMAN RESOURCES

Kristie Pappal	Vice President of Human Resources
Erik Rausch	Director of Human Resources
Colleen Scoles	Talent Acquisition Manager
Elise Gallagher-Firman	Office Coordinator/Administrative Support
Mary McCafferty	Administrative Coordinator, Human Resources

LEGAL

Maria Axelrod	Associate Counsel
----------------------	-------------------

CONTENT AND CREATIVE

Eric Long	Vice President of Content & Production
Tanmay Patel	Director of Digital Technology
Samantha Wood	Director of Digital & Social
Julie Bacanskas	Digital Platforms Manager
Ray Doyle	Content & Production Manager
Chris Barletto	Feature Producer
Fran Duffy	Production Manager & On-Air Talent



Dana Heberling	Senior Editor
Joe Helder	Feature Producer
Vaughn Johnson	Digital Platform Producer
Melissa Kelly	Production Coordinator
Kiel Leggere	Photographer & Motion Graphics Designer
Chris McPherson	Content Manager & On-Air Talent
Mike O'Connor	Editor
Kelly Rafferty	Event Production Coordinator
Nick Rotondi	Cinematographer and Feature Producer
Chris Rutledge	Junior Web Developer
Dave Spadaro	Eagles Insider
Alex Smith	Digital Platforms Producer
Carson Smucker	Event Producer
Jennifer Terbosic	Media Assets Manager
Bryan Thomas	Audio Producer

PUBLIC RELATIONS

Brett Strohsacker	Director of Public Relations
Zachary Groen	Public Relations Manager
Anthony Bonagura	Public Relations Coordinator
John Gonoude	Public Relations Coordinator
Allison Waddington	Public Relations Specialist

COMMUNITY RELATIONS

Julie Hirshey	Director of Community Relations
Tori Kimberly	Community Relations Coordinator
Daniel Levy	Community Relations Coordinator
Carly Pennacchia	Community Relations Coordinator

EAGLES CHARITABLE FOUNDATION

Carolyn DeLisi	Operations and Events Coordinator
Rachel Weiner	Director of Vision Programming

INFORMATION TECHNOLOGY

John Pawling	Vice President of Information Technology
Bill Mizell	Senior Network Administrator
Christian Coslett	Assistant Network Administrator
Mike Gibboni	Systems Administrator
Terrance Hopkins	Technical Support Specialist
Scott Jaudas	Telecommunications Administrator
Steve Jones	Technical Support Specialist

MARKETING

Brian Papson	Vice President of Marketing
Poorya Nayerahmadi	Director of Marketing
Barbara Zaun	Director of Entertainment Groups
Michael Barone	Marketing Coordinator
Christine Dorn	Graphic Designer
Andrew Gerdes	Marketing Coordinator
Kevin di Girolamo	Assistant to SWOOP
Loraine Griffiths	Graphic Designer
Denise Kozul	Marketing and Executive Assistant
Amanda Marquez	Marketing Coordinator
Matthew Schwenk	Graphic Designer

SPECIAL EVENT SALES

Lynnette Camacho	Special Events Sales Director
------------------	-------------------------------

SALES AND SERVICE

Brian Napoli	Vice President of Corporate Partnerships
Tracy Foster	Vice President of Corporate Partner Activation
Greg DeLuca	Director of Premium Development
Christian Molnar	Director of Team Relationships
Mat Warner	Director of Premium Sales and Services
Maura Strohsacker	Director of Corporate Partner Activation
Ernie Burrell	Director of Corporate Partnerships
Pat Jeffries	Senior Account Executive, Premium Sales
Donnie Lewis	Account Executive, Premium Sales
Joe Malatesta	Manager of Premium Sales
Drew Masciangelo	Premium Services Suite Manager
John Henry	Corporate Partner Activation Coordinator
Matt McKenna	Corporate Sales Assistant
Nick Michaels	Account Executive, Corporate Partnerships
Clark Minken	Account Executive, Premium Sales
Jessica Perry	Premium Services Coordinator
Alexandra Rosetti	Premium Services Coordinator
Emma Rutherford	Premium Services Coordinator
Jamie Solomon	Premium Services Suite Manager
Carley St. Lucia	Director of Corporate Partnerships
Erica Sorrels	Senior Coordinator, Corporate Partner Activation
Amanda Stout	Corporate Partner Activation Coordinator
Amanda Wiener	Corporate Partner Activation Coordinator

FACILITIES AND STADIUM OPERATIONS

Ryan Hummel	Director of Facilities
JP Hayslip	Director of Facilities Security
Koran Bae	Facility Operations Coordinator
Otha Bledsoe	Electrician
Tom Brennan	Lincoln Financial Field Facility Manager
Eugene Byrd	Operations Assistant
John Candelori	Carpenter
Tom Caracciolo	Conversion Manager
Edward Dean	Facilities
Chris DeBellis	NovaCare Facility Manager
Fred DeVice	Controls Technician
Robert Ferrara	Carpenter
Chris Fink	Facility Project Assistant
Chris Golderer	Steamfitter
Lou Giorla	Carpenter/Foreman
Michael Hartman	Carpenter
Bob Hellmuth	Steamfitter
Shawn James	Carpenter
Herbert Keyser	Electrician/Foreman
Jim McGurk	CMMS Administrator
Ray Murphy	Plumber/Foreman
Jennifer Mastrangelo	Operations Administration Manager
Darien Moore	Conversion Coordinator
Greg Poda	Concessions/Suites Operations Manager
Rich Prutzman	Warehouse Supervisor
Tom Riley	Steamfitter/Foreman
David Sullivan	A/V Engineer
Richard Triebel	Plumber
Stephen Weingarten	Facilities Project Manager
Wayne Zarnowski	Electrician



TICKET AND FAN SERVICES

Laini DeLawter	Vice President of Ticket & Fan Services
Kevin Sorli	Director of Ticketing
Norman Vosschulte	Director of Fan Experience
Hannah Wolfgang	Ticket Operations Manager
Bridget Carrigan	Assistant Manager, Ticket Operations
Brian Dea	Fan Experience Manager
Catherine Dunn	Fan Services Manager
Jonathan Lehan	Game Day Staff Payroll & Scheduling Coordinator
Doug Lesser	Ticket Operations Finance Manager
Nicole Luff	Fan Experience Coordinator
Jim McCafferty	Ticket Manager, Special Events
Brandon Sochovka	Season Ticket Member Services Coordinator

MERCHANDISE

Emily McNichol	Merchandise Director
Annie Bobbe	Pro Shop Manager, Cherry Hill
Isaac Brubaker	Pro Shop Manager, Lancaster
Timothy Crouch	Merchandise Operations Specialist
Kevin Morganti	Retail Operations Manager

GROUPS

Tony Leonard	Director of Groups
Brandon Bousema	Assistant Sports Field Manager
Marc Corcoran	Mechanic
Eddie Harbaugh	Sports Field Manager
Chris Weaver	Landscape Manager

EVENT OPERATIONS

Chris Sharkoski	Director of Event Operations
Colette Brandt	Events Coordinator
Kate Duggan	Events Coordinator
Colleen Geary	Operations Coordinator
Lauren Gress	Event Operations Manager

CRM

Julia Fabiani	CRM/Email Marketing Specialist
---------------------	--------------------------------

EAGLES AUTISM CHALLENGE

Ryan Hammond	Executive Director
Megan Fesolovich	Development Manager
Dominique Pinto	Program Coordinator



6-0 | 198 **4th Year**

DOB: May 24, 1993 (Age 25)



USC

**D1-15 (20th overall)
by Philadelphia**



2017

Originally selected by Philadelphia with the 20th-overall pick in 2015, **Nelson Agholor** (pronounced AGG-uh-lore) enjoyed a breakout season in 2017, producing career highs in receptions (62), receiving yards (768) and receiving TDs (8). Agholor also recorded a career-high 9 receptions for 84 yards in **Super Bowl LII**.

MOST RECEIVING TDs

NFL PLAYERS IN 2017

DeAndre Hopkins (Hou.)	13
Davante Adams (GB)	10
Jimmy Graham (Sea.)	10
Alshon Jeffery (Phi.)	9
Antonio Brown (Pit.)	9
Marvin Jones Jr. (Det.)	9
Jarvis Landry (Mia.)	9
Nelson Agholor (Phi.)	8
Zach Ertz (Phi.)	8
Several players tied	8

20+ YARD RECEPTIONS

EAGLES PLAYERS IN 2017

9	Nelson Agholor
8	Alshon Jeffery
7	Zach Ertz

THREE STEP DROP

If he could be a superhero: **The Flash**

First job: **Cashier at PDQ**

Hobbies: **Cooking. "My best meal is rice, pork chops and plantains."**

Pregame ritual: **Calls his mother on the phone to pray with her**

Best player he has faced: **"Patrick Peterson is a great competitor."**

Favorite books: ***Things Fall Apart* by Chinua Achebe & *Oh, the Places You'll Go* by Dr. Seuss**

Three favorite throwback jerseys: **Michael Jordan, Emsley A. Laney High School; Reggie Bush, USC; Charlie Ward, Florida State**

THIRD-DOWN RECEIVING AVERAGE

NFL PLAYERS IN 2017

Nelson Agholor (Phi.)	17.5
Antonio Brown (Pit.)	17.0
Keenan Allen (LAC)	15.3
Julio Jones (Atl.)	15.2
DeAndre Hopkins (Hou.)	14.5

(min. 20 receptions)

CAREER HIGHLIGHTS

2017 - PHILADELPHIA EAGLES (16/10, 3/3)

- Enjoyed a breakout season, producing career highs in receptions (62), receiving yards (768) and receiving TDs (8)
- Tied for 8th in the NFL in receiving TDs (8), behind **DeAndre Hopkins** (13), **Davante Adams** (10), **Jimmy Graham** (10), **Antonio Brown** (9), **Alshon Jeffery** (9), **Marvin Jones Jr.** (9) and **Jarvis Landry** (9)



CAREER STATISTICS

Year	Team	GP/S	RECEIVING					OFF SNAPS	
			Rec	Yds	Avg	Lg	TD	No	Pct
2015	Philadelphia	13/12	23	283	12.3	53t	1	671	58%
2016	Philadelphia	15/14	36	365	10.1	40t	2	883	78%
2017	Philadelphia	16/10	62	768	12.4	72t	8	813	72%
Totals		44/36	121	1416	11.7	72t	11	---	---

PLAYOFFS

2017	Philadelphia	3/3	15	167	11.1	42	0	154	74%
Totals		3/3	15	167	11.1	42	0	---	---

ADDITIONAL STATISTICS

Rushing: 6 for 21 yards (3.5 avg.) - 2017 (1-7); 2016 (5-14)

Postseason Rushing: 4 for 29 yards (7.3 avg.) in 2017

Kickoff Returns: 5 for 92 yards (18.4 avg.) in 2016

Fumbles/Lost: 2/1 - 2016 (1/0); 2015 (1/1)

Fumble Recovery TD: 1 - 11/16/17 vs. Chi.

CAREER HIGHS

Receptions	9	2/4/18 at NE (SB)
Receiving Yards	141	12/3/17 at Sea.
Receiving Long	72t	10/8/17 vs. Ari.
Receiving TDs	1	11x, last: 12/17/17 at NYG



2017 GAME-BY-GAME STATISTICS (PHI)

				RECEIVING					SNAPS	
Date	Opp		GP/S	Rec	Yds	Avg	Lg	TD	No	Pct
Sep 10	at Was	W	1/0	6	86	14.3	58t	1	42	62%
Sep 17	at KC	L	1/0	1	9	9.0	9	1	55	76%
Sep 24	NYG	W	1/0	2	20	10.0	11	0	45	59%
Oct 1	at LAC	W	1/1	3	58	19.3	36	0	61	77%
Oct 8	Ari	W	1/1	4	93	23.3	72t	1	47	70%
Oct 12	at Car	W	1/1	4	55	13.8	24t	1	48	77%
Oct 23	Was	W	1/1	4	45	11.3	14	1	47	72%
Oct 29	SF	W	1/1	3	26	8.7	17	0	36	51%
Nov 5	Den	W	1/0	2	36	18.0	35	0	40	58%
Nov 19	at Dal	W	1/0	1	-2	-2.0	-2	0	47	73%
Nov 26	Chi	W	1/1	3	32	10.7	15t	1	65	83%
Dec 3	at Sea	L	1/1	7	141	20.1	51	1	66	88%
Dec 10	at LAR	W	1/1	8	64	8.0	18	0	77	85%
Dec 17	at NYG	W	1/1	7	59	8.4	16	1	49	72%
Dec 25	Oak	W	1/1	4	35	8.8	12	0	58	85%
Dec 31	Dal	L	1/0	3	11	3.7	7	0	30	51%
Totals			16/10	62	768	12.4	72t	8	813	72%

PLAYOFFS

Jan 13	Atl	W	1/1	3	24	8.0	10	0	51	76%
Jan 21	Min	W	1/1	3	59	19.7	42	0	46	71%
Feb 4	at NE	W	1/1	9	84	9.3	24	0	57	76%
Totals			3/3	15	167	11.1	42	0	154	74%

CAREER HIGHLIGHTS (Continued)

- Led Philadelphia with nine 20+ yard receptions, including two 50+ yard receiving TDs, which are the most by an Eagle in a single season since **Jeremy Maclin** in 2014 (3)
- Ranked 1st in the NFL in third-down yards per reception (17.5) (min. 20 receptions)
- Posted a career-high 9 receptions for 84 yards in **Super Bowl LII** at NE (2/4/18). Tied for the 2nd-most receptions in Eagles playoff history, trailing only **Brent Celek**'s 10 catches on 1/18/09 at Arizona
- Helped set up an Eagles TD drive (1-yard rushing TD by **LeGarrette Blount**) with a 21-yard gain on an end-around in the 15-10 win vs. Atl. (1/13/18) in the Divisional Round. Marked the longest rush ever by an Eagles WR in the playoffs and the longest overall by an Eagles WR since **DeSean Jackson** on 10/17/10 vs. Atlanta (31 yards)
- Paced the Eagles with 7 receptions for a career-high 141 receiving yards and 1 TD at Sea. (12/3/17). Became the first Eagle to produce 140+ receiving yards and 1+ TD in a single game since **Jordan Matthews** on 12/20/15 vs. Ari. (159-1)
- Recorded 2 TDs in the 31-3 win vs. Chi. (11/26/17). Caught a 15-yard TD in the second quarter and also registered his first career fumble recovery TD in the fourth quarter



2016 GAME-BY-GAME STATISTICS (PHI)

				RECEIVING					SNAPS		
Date	Opp		GP/S	Rec	Yds	Avg	Lg	TD	No	Pct	
Sep 11	Cle	W	1/1	4	57	14.3	35t	1	67	87%	
Sep 19	at Chi	W	1/1	4	42	10.5	18	0	56	78%	
Sep 25	Pit	W	1/1	3	21	7.0	11	0	52	82%	
Oct 9	at Det	L	1/1	2	27	13.5	18	0	48	79%	
Oct 16	at Was	L	1/0	3	34	11.3	18	0	42	81%	
Oct 23	Min	W	1/1	2	10	5.0	6	0	43	74%	
Oct 30	at Dal	L	1/1	3	25	8.3	11	0	71	91%	
Nov 6	at NYG	L	1/1	4	41	10.3	23	0	69	92%	
Nov 13	Atl	W	1/1	2	7	3.5	4	0	72	91%	
Nov 20	at Sea	L	1/1	0	0	--	--	0	70	88%	
Nov 28	GB	L	0/0	INACTIVE							
Dec 4	at Cin	L	1/1	4	23	5.8	8	0	80	100%	
Dec 11	Was	L	1/1	2	22	11.0	13	0	68	87%	
Dec 18	at Bal	L	1/1	1	9	9.0	9	0	85	98%	
Dec 22	NYG	W	1/1	2	47	23.5	40t	1	54	96%	
Jan 1	Dal	W	1/1	0	0	--	--	0	6	8%	
Totals			15/14	36	365	10.1	40t	2	883	78%	

2015 GAME-BY-GAME STATISTICS (PHI)

				RECEIVING					SNAPS	
Date	Opp		GP/S	Rec	Yds	Avg	Lg	TD	No	Pct
Sep 14	at Atl	L	1/1	1	5	5.0	5	0	59	80%
Sep 20	Dal	L	1/1	3	31	10.3	12	0	47	76%
Sep 27	at NYJ	W	1/1	0	0	---	--	0	68	93%
Oct 4	at Was	L	1/1	3	64	21.3	45	0	54	96%
Oct 11	NO	W	1/1	1	5	5.0	5	0	34	40%
Oct 19	NYG	W	0/0	INACTIVE (ANKLE)						
Oct 25	at Car	L	0/0	INACTIVE (ANKLE)						
Nov 8	at Dal	W	0/0	INACTIVE (ANKLE)						
Nov 15	Mia	L	1/0	3	32	10.7	21	0	53	55%
Nov 22	TB	L	1/1	3	11	3.7	7	0	54	76%
Nov 26	at Det	L	1/1	2	15	7.5	12	0	39	66%
Dec 6	at NE	W	1/1	0	0	---	--	0	33	54%
Dec 13	Buf	W	1/1	3	62	20.7	53t	1	59	77%
Dec 20	Ari	L	1/1	0	0	---	--	0	57	89%
Dec 26	Was	L	1/1	2	35	17.5	18	0	68	84%
Jan 3	at NYG	W	1/1	2	23	11.5	16	0	46	70%
Totals			13/12	23	283	12.3	53t	1	671	58%

HIGH SCHOOL STANDOUT

Agholor attended Berkeley Prep (Tampa, FL), where he earned All-America honors as a senior running back, wide receiver, cornerback and safety. In his career, Agholor notched 4,732 rushing yards, 921 receiving yards, 12 INTs and 8 kickoff return TDs.

As a senior, Agholor totaled 212 carries for 1,983 yards and 28 TDs and 10 receptions for 117 yards and 2 TDs. He also racked up 35 tackles and 3 INTs on defense.

As a junior, Agholor had 1,440 yards on offense, 3 INTs on defense and 323 return yards.

As a sophomore, Agholor made All-State as he ran for 970 yards with 15 TDs and had 14 receptions for 239 yards with 3 TDs on offense, while totaling 31 tackles and 4 INTs on defense.

Agholor also played basketball at Berkeley, where he averaged 12.8 points, 4.8 rebounds, 4.3 assists and 2.3 steals as a senior.

BIRDSEED

Agholor, who majored in communication at USC, was born in Nigeria and moved to the United States when he was 5 years old. Agholor is the son of Felix and Caroline and has four siblings. His father played high-level soccer in Nigeria.



@nelsonagholor



@nelsonagholor15

CAREER HIGHLIGHTS (Continued)

- Posted 4 receptions for 45 yards and 1 TD in the 34-24 win vs. Was. (10/23/17). Marked his 3rd consecutive game with a receiving TD, the longest streak of his career
- Caught a 24-yard TD in the fourth quarter and finished with 55 yards on 4 receptions in the 28-23 win at Car. (10/12/17)
- Finished with 93 receiving yards in the 34-7 win vs. Ari. (10/8/17), including a career-long 72-yard TD
- Produced a 9-yard TD at KC (9/17/17)
- Recorded a career-high 6 receptions for 86 yards at Was. (9/10/17), including a 58-yard TD on the opening drive

2016 - PHILADELPHIA EAGLES (15/14)

- Registered a season-long 40-yard TD in the second quarter vs. NYG (12/22/16)
- Caught a 35-yard TD in the third quarter of the Eagles' 29-10 opening day victory vs. Cle. (9/11/16)

2015 - PHILADELPHIA EAGLES (13/12)

- Recorded the first TD of his NFL career on a 53-yard reception that gave the Eagles a 14-7, second-quarter advantage in the 23-20 win vs. Buf. (12/13/15). His 53-yard TD was the longest TD reception by an Eagles rookie since **Hank Baskett** caught TDs of 89 and 87 yards in 2006

COLLEGE HIGHLIGHTS

- Compiled 3,572 all-purpose yards and 24 career TDs and became just the 12th Trojan to notch 2,000 receiving yards



COLLEGE HIGHLIGHTS (Continued)

- Totaled 540 yards on 37 punt returns (14.6 avg.) and set a school record with 4 punt return TDs
- Finished 8th on the USC career receptions list (179) and 7th on the career punt return yardage list (540), becoming the only Trojan to rank among the school's career Top-8 receivers and Top-7 punt returners
- Started all 13 games as a junior in 2014 and led the team with 104 receptions, 1,313 yards and 12 TDs, which were all career highs
- Earned *Associated Press* third-team All-America and first-team All-Pac-12 honors while finishing as one of 10 semifinalists for the Biletnikoff Award (nation's top wide receiver). Also won USC's Offensive Perimeter Player of the Year Award
- His 104 receptions in 2014 rank 3rd on USC's all-time single-season list and 6th in Pac-12 Conference history
- As a sophomore in 2013, was named to the All-Pac-12 second team as a return specialist and was an honorable-mention selection as a WR. Started all 14 games and racked up 56 receptions for 918 yards and 6 TDs
- His 19.1 punt return average in 2014 was a USC single-season record and ranked 2nd nationally

TRANSACTIONS

- 2015** Drafted by PHI in 1st round (20th overall)
Signed 4-year contract
- 4/30/18** 5th-year option exercised by PHI



6-0 | 223  **4th Year**

DOB: June 15, 1993 (Age 25)



Boise State
D5b-15 (149th overall)
by Miami
Acquired: T-Mia-17

THREE STEP DROP

Nickname: Jay Train

Bucket list: Travel to Greece

If he could play another sport, what position/team: Forward for Arsenal F.C.

First job: Chick-fil-A

Desired talent: "I would love to be able to cut and sew."

Moment left star struck: "I was in Miami at a Drake concert and when I was backstage Rihanna walked past me."

Favorite quote: "Humble but hungry."

Favorite movies: *Kill Bill* series

Favorite TV show: *Stranger Things*

Favorite meal: "My mom's spaghetti and African food."



2017

Jay Ajayi (pronounced uh-JYE-ee) was acquired by Philadelphia in a trade with Miami in Week 9 of 2017 and went on to lead the Eagles with 184 rushing yards during the team's **Super Bowl LII**-winning postseason run. Ajayi is one of only eight NFL players to record 2,000+ rushing yards since 2016.

MOST RUSHING YARDS

NFL PLAYERS SINCE 2016

Ezekiel Elliott	2,614
Le'Veon Bell	2,559
Jordan Howard	2,435
LeSean McCoy	2,405
Todd Gurley II	2,190
Mark Ingram	2,167
Jay Ajayi	2,145
Melvin Gordon	2,102

MOST RUSHING YARDS PER GAME

NFL PLAYERS SINCE 2016

Ezekiel Elliott	104.6
Le'Veon Bell	94.8
Jordan Howard	78.5
LeSean McCoy	77.6
Jay Ajayi	74.0

(min. 400 attempts)

CAREER HIGHLIGHTS

- Led the **Super Bowl LII**-winning Eagles with 184 rushing yards during the 2017 postseason
- In 2017, became the first player in NFL history to produce 400+ rushing yards with two different teams in the same season, doing so with Miami (465) and Philadelphia (408)



CAREER STATISTICS

			RUSHING					RECEIVING					OFF SNAPS		
Year	Team	GP/S	Att	Yds	Avg	Lg	TD	Rec	Yds	Avg	Lg	TD	TYS	No	Pct
2015	Miami	9/0	49	187	3.8	24	1	7	90	12.9	20	0	277	158	15%
2016	Miami	15/12	260	1272	4.9	62t	8	27	151	5.6	15	0	1423	581	61%
2017	Miami	7/7	138	465	3.4	21	0	14	67	4.8	15	0	532	320	71%
	Philadelphia	7/1	70	408	5.8	71	1	10	91	9.1	32	1	499	189	17%
	Totals	14/8	208	873	4.2	71	1	24	158	6.6	32	1	1031	---	---
Totals		38/20	517	2332	4.5	71	10	58	399	6.9	32	1	2731	---	---

PLAYOFFS

2016	Miami	1/1	16	33	2.1	8	0	3	12	4.0	5	0	45	43	66%
2017	Philadelphia	3/2	42	184	4.4	26	0	6	70	11.7	32	0	254	84	41%
Totals		4/3	58	217	3.7	26	0	9	82	9.1	32	0	299	---	---

ADDITIONAL STATISTICS

Fumbles/Lost: 7/3 - 2017 (3/2); 2016 (4/1) **Postseason Fumbles/Lost:** 1/1 - 2017 (1/1) **Kickoff Returns:** 1 for 20 yards on 12/14/15 vs. NYG

2-Point Conversions: 1 on 12/6/15 vs. Bal. **Miscellaneous Tackles:** 2 - 2016 (2) **Miscellaneous Fumble Recoveries:** 2 - 2016 (2)



CAREER HIGHLIGHTS (Continued)

- Earned his first career **Pro Bowl** nod following the 2016 season with Miami after recording career highs in rush attempts (260), rushing yards (1,272), rushing average (4.89) and rushing TDs (8)
- In 2016, became just the fourth player in NFL history to register 3 games with 200+ rushing yards in the same season, joining **Tiki Barber** in 2005 (3), **Earl Campbell** in 1980 (4) and **O.J. Simpson** in 1973 (3)

2017 - MIAMI DOLPHINS & PHILADELPHIA EAGLES (14/8, 3/2)

- Led the **Super Bowl LII**-winning Eagles with 184 rushing yards during the teams' postseason run
- Led the Eagles with 99 scrimmage yards in the 38-7 victory vs. Min. (1/21/18) in the NFC Championship
- Registered a team-high 98 scrimmage yards (54 rushing, 44 receiving) in the 15-10 Divisional Round win vs. Atl. (1/13/18). Recorded a career-high-tying 32-yard reception in the fourth quarter

CAREER HIGHS

Rush Attempts	32	12/24/16 at Buf.
Rushing Yards	214	10/23/16 vs. Buf.
Rushing Long	71	11/19/17 at Dal.
Rushing TDs	2	10/16/16 vs. Pit.
Receptions	6	12/4/16 at Bal.
Receiving Yards	52	11/29/15 at NYJ
Receiving Long	32	2x, last: 1/13/18 vs. Atl. (Div.)
Receiving TDs	1	12/25/17 vs. Oak.
Scrimmage Yards	216	10/23/16 vs. Buf.
Offensive TDs	2	10/16/16 vs. Pit.

BIRDSEED

Ajayi was born in London, England, to his father, Ibi, and mother, Kemi, who are both natives of Nigeria. Ajayi was raised in Texas and prepped at Liberty (Frisco, TX) High School, where he earned two letters in football and one in track and field.

As a senior, Ajayi was named second-team all-state and was voted as a Parade All-American after recording 225 carries for 2,240 yards (10.0 avg.) and 35 TDs. As a junior, Ajayi tallied 209 carries for 1,627 yards (7.8 avg.) and 20 TDs.

In track and field, Ajayi was a member of the 4x400m, 4x200m and 4x100m district championship track teams.

Ajayi was a member of the National Society of High School Scholars. Ajayi has served as a NFL UK Ambassador, making appearances on BBC Sports and Sky Sports.



@JayTrain23



@jaytrain23



2017 GAME-BY-GAME STATISTICS (MIAMI & PHILADELPHIA)

				RUSHING					RECEIVING					SNAPS		
Date	Opp		GP/S	Att	Yds	Avg	Lg	TD	Rec	Yds	Avg	Lg	TD	TYS	No	Pct
Sep 17	at LAC	W	1/1	28	122	4.4	20	0	2	4	2.0	3	0	126	64	94%
Sep 24	at NYJ	L	1/1	11	16	1.5	8	0	2	9	4.5	5	0	25	33	52%
Oct 1	NO	L	1/1	12	46	3.8	15	0	1	8	8.0	8	0	54	32	62%
Oct 8	Ten	W	1/1	25	77	3.1	11	0	2	2	1.0	2	0	79	46	78%
Oct 15	at Atl	W	1/1	26	130	5.0	18	0	0	0	---	--	0	130	48	72%
Oct 22	NYJ	W	1/1	23	51	2.2	11	0	3	26	8.7	15	0	77	51	69%
Oct 26	at Bal	L	1/1	13	23	1.8	21	0	4	18	4.5	6	0	41	46	70%
ACQUIRED BY PHILADELPHIA FROM MIAMI IN EXCHANGE FOR 2018 4TH-ROUND PICK (10/31/17)																
Nov 5	Den	W	1/0	8	77	9.6	46t	1	0	0	---	--	0	77	17	25%
Nov 19	at Dal	W	1/0	7	91	13.0	71	0	1	10	10.0	10	0	101	13	20%
Nov 26	Chi	W	1/0	5	26	5.2	30	0	1	7	7.0	7	0	33	22	28%
Dec 3	at Sea	L	1/0	9	35	3.9	11	0	3	11	3.7	11	0	46	31	41%
Dec 10	at LAR	W	1/0	15	78	5.2	19	0	1	2	2.0	2	0	80	43	47%
Dec 17	at NYG	W	1/0	12	49	4.1	22	0	2	40	20.0	32	0	89	35	51%
Dec 25	Oak	W	1/1	14	52	3.7	14	0	2	21	10.5	17t	1	73	28	41%
Dec 31	Dal	L	0/0	INACTIVE												
Totals			14/8	208	873	4.2	71	1	24	158	6.6	32	1	1031	---	---

PLAYOFFS

Jan 13	Atl	W	1/1	15	54	3.6	11	0	3	44	14.7	32	0	98	29	43%
Jan 21	Min	W	1/1	18	73	4.1	16	0	3	26	8.7	13	0	99	30	46%
Feb 4	at NE	W	1/0	9	57	6.3	26	0	0	0	---	--	0	57	25	33%
Totals			3/2	42	184	4.4	26	0	6	70	11.7	32	0	254	84	41%



CAREER HIGHLIGHTS (Continued)

- Between Miami (465) and Philadelphia (408), became the first player in NFL history to produce 400+ rushing yards with two different teams in the same regular season
- Led the Eagles with 91 rushing yards on 7 attempts (13.0 avg.) in the 37-9 win at Dal. (11/19/17), including a career-long 71-yard run in the third quarter
- Posted a 46-yard rushing TD vs. Den. (11/5/17)
- Started each of his 7 games with the Dolphins and rushed 138 times for 465 yards, including a 130-yard game at Atl. (10/15/17) and 122-yard game at LAC (9/17/17)

2016 - MIAMI DOLPHINS (15/12, 1/1)

- Earned his first career **Pro Bowl** nod after recording career highs in rush attempts (260), rushing yards (1,272), rushing average (4.89) and rushing TDs (8)
- Became just the fourth player in NFL history to register 3 games with 200+ rushing yards in the same season, joining **Tiki Barber** in 2005 (3), **Earl Campbell** in 1980 (4) and **O.J. Simpson** in 1973 (3)
- Ranked 4th in the NFL in rushing yards (1,272), trailing only **Ezekiel Elliott** (1,631), **Jordan Howard** (1,313) and **DeMarco Murray** (1,287)

100+ YARD RUSHING GAMES (6)

Date	Opponent	Yds	Att	TDs
10/23/16	vs. Buffalo (W, 28-25)	214	28	1
12/24/16	at Buffalo (W, 34-31)	206	32	1
10/16/16	vs. Pittsburgh (W, 30-15)	204	25	2
10/15/17	at Atlanta (W, 20-17)	130	26	0
9/17/17	at L.A. Chargers (W, 19-17)	122	28	0
11/6/16	vs. N.Y. Jets (W, 27-23)	111	24	1

MULTI-TOUCHDOWN GAMES (1)

Date	Opponent	Tot	Rush	Rec
10/16/16	vs. Pittsburgh (W, 30-15)	2	2	0



2016 GAME-BY-GAME STATISTICS (MIAMI)

				RUSHING					RECEIVING					SNAPS		
Date	Opp		GP/S	Att	Yds	Avg	Lg	TD	Rec	Yds	Avg	Lg	TD	TYS	No	Pct
Sep 11	at Sea	L	0/0	INACTIVE												
Sep 18	at NE	L	1/0	5	14	2.8	8	0	4	31	7.8	11	0	45	36	56%
Sep 25	Cle	W	1/0	7	28	4.0	11t	1	0	0	---	--	0	28	18	27%
Sep 29	at Cin	L	1/0	6	33	5.5	11	0	2	13	6.5	11	0	46	14	31%
Oct 9	Ten	L	1/1	13	42	3.2	9	1	0	0	---	--	0	42	30	68%
Oct 16	Pit	W	1/1	25	204	8.2	62t	2	1	3	3.0	3	0	207	48	69%
Oct 23	Buf	W	1/1	28	214	7.6	53	1	1	2	2.0	2	0	216	47	64%
Nov 6	NYJ	W	1/1	24	111	4.6	20t	1	3	19	6.3	10	0	130	46	73%
Nov 13	at SD	W	1/1	19	79	4.2	40	0	1	1	1.0	1	0	80	38	75%
Nov 20	at LAR	W	1/1	16	77	4.8	36	0	3	7	2.3	8	0	84	48	80%
Nov 27	SF	W	1/1	18	45	2.5	18	1	1	11	11.0	11	0	56	47	80%
Dec 4	at Bal	L	1/1	12	61	5.1	19	0	6	26	4.3	13	0	87	40	65%
Dec 11	Ari	W	1/1	20	48	2.4	13	0	1	15	15.0	15	0	63	42	70%
Dec 17	at NYJ	W	1/1	19	51	2.7	8	0	0	0	---	--	0	51	41	85%
Dec 24	at Buf	W	1/1	32	206	6.4	57	1	1	3	3.0	3	0	209	52	75%
Jan 1	NE	L	1/1	16	59	3.7	11	0	3	20	6.7	11	0	79	34	58%
Totals			15/12	260	1272	4.9	62t	8	27	151	5.6	15	0	1423	581	61%
PLAYOFFS																
Jan 8	at Pit	L	1/1	16	33	2.1	8	0	3	12	4.0	5	0	45	43	66%
Totals			1/1	16	33	2.1	8	0	3	12	4.0	5	0	45	43	66%



CAREER HIGHLIGHTS (Continued)

- Named **AFC Offensive Player of the Week** after rushing for 206 yards and 1 TD at Buf. (12/24/16)
- Carried the ball 24 times for 111 yards (4.6 avg.) and 1 TD in the 27-23 victory vs. NYJ (11/6/16)
- Named **AFC Offensive Player of the Week** after rushing 28 times for a career-high 214 yards (7.6 avg.) and 1 TD in the 28-25 victory vs. Buf. (10/23/16). Became the fourth player (fifth instance overall) in NFL history to rush for 200+ yards in consecutive games, joining **O.J. Simpson** (1973, 1976), **Earl Campbell** (1980) and **Ricky Williams** (2002)
- Named **AFC Offensive Player of the Week** after rushing 25 times for 204 yards (8.2 avg.) and 2 TDs vs. Pit. (10/16/16)

2015 - MIAMI DOLPHINS (9/0)

- Played in 9 games as a rookie and finished the season with 49 carries for 187 yards (3.8 avg.) and 1 TD
- Rushed for 27 yards and 1 TD on 6 carries (4.5 avg.) at SD (12/20/15). His 12-yard TD was the first of his career

COLLEGE HIGHLIGHTS

- A three-year letterman (2012-14) at Boise State. Played in 38 career games with 26 starts. Recorded 678 rushes for 3,796 yards (5.6 avg.) and 50 TDs. Added 73 receptions for 771 yards (10.6 avg.) and 5 TDs



2015 GAME-BY-GAME STATISTICS (MIAMI)

				RUSHING					RECEIVING						SNAPS	
Date	Opp		GP/S	Att	Yds	Avg	Lg	TD	Rec	Yds	Avg	Lg	TD	TYS	No	Pct
Sep 13	at Was	W	0/0	INJURED RESERVE - DESIGNATED FOR RETURN (RIB)												
Sep 20	at Jax	L	0/0	INJURED RESERVE - DESIGNATED FOR RETURN (RIB)												
Sep 27	Buf	L	0/0	INJURED RESERVE - DESIGNATED FOR RETURN (RIB)												
Oct 4	NYJ	L	0/0	INJURED RESERVE - DESIGNATED FOR RETURN (RIB)												
Oct 18	at Ten	W	0/0	INJURED RESERVE - DESIGNATED FOR RETURN (RIB)												
Oct 25	Hou	W	0/0	INJURED RESERVE - DESIGNATED FOR RETURN (RIB)												
Oct 29	at NE	L	0/0	INJURED RESERVE - DESIGNATED FOR RETURN (RIB)												
Nov 8	at Buf	L	1/0	5	41	8.2	23	0	0	0	---	--	0	41	7	10%
Nov 15	at Phi	W	1/0	6	48	8.0	24	0	0	0	---	--	0	48	12	18%
Nov 22	Dal	L	1/0	4	13	3.3	5	0	2	23	11.5	20	0	36	12	25%
Nov 29	at NYJ	L	1/0	3	6	2.0	5	0	4	52	13.0	15	0	58	41	57%
Dec 6	Bal	W	1/0	4	12	3.0	4	0	0	0	---	--	0	12	9	19%
Dec 14	NYG	L	1/0	5	15	3.0	9	0	0	0	---	--	0	15	17	25%
Dec 20	at SD	L	1/0	6	27	4.5	12t	1	1	15	15.0	15	0	42	31	54%
Dec 27	Ind	L	1/0	9	23	2.6	10	0	0	0	---	--	0	23	13	18%
Jan 3	NE	W	1/0	7	2	0.3	4	0	0	0	---	--	0	2	16	21%
Totals			9/0	49	187	3.8	24	1	7	90	12.9	20	0	277	158	15%



COLLEGE HIGHLIGHTS (Continued)

- Finished his career ranked in the Top 10 in nine of the school's all-time categories, including rushing TDs (50, T-2nd), 200+ yard games (2, 2nd), TDs (55, 3rd), 100+ yard games (17, T-3rd), rushing yards (3,796, 4th), rushing average (5.60, 4th), rush attempts (678, 5th), scoring (330 points, 5th) and all-purpose yards (4,583, 8th)
- Earned seven All-America nods and was a finalist for the Earl Campbell Tyler Rose Award and a Doak Walker Award semifinalist as a junior in 2014. Recorded 347 rushes for 1,823 yards (5.3 avg.) and 28 TDs. Added 50 receptions for 535 yards (10.7 avg.) and 4 TDs

TRANSACTIONS

- 2015** Drafted by MIA in 5th round (149th overall)
Signed 4-year contract
- 9/3/15** Placed on IR - Designated for Return (rib)
- 11/7/15** Activated from IR - Designated for Return
- 10/31/17** Acquired by PHI from MIA in exchange for 2018 4th-round pick

6-2 | 233  **4th Year**
DOB: Sept. 30, 1991 (Age 26)

**Palm Desert,
California**

**Palm Desert
High School**



Oregon State
D5-15 (172nd overall)
by Kansas City
Acquired: W-Sea-18



Originally selected by Kansas City in the 5th round (172nd overall) of the 2015 NFL Draft, **D.J. Alexander** was claimed off waivers by the Eagles from Seattle prior to the start of the 2018 campaign. Alexander, who was named to the 2017 Pro Bowl as a special teams player, has totaled 31 special teams tackles in 44 career NFL games.

SPECIAL TEAMS TACKLES

KANSAS CITY CHIEFS IN 2016

D.J. Alexander	12
Anthony Sherman	9
Daniel Sorenson	9
J. O'Shaughnessy	7
Several players tied	6

KANSAS CITY CHIEFS IN 2015

D.J. Alexander	11
Frank Zombo	8
Jamell Fleming	7
Steven Nelson	7
Daniel Sorenson	6

BIRDSEED

Alexander played both linebacker and wide receiver at Palm Desert (CA) High School, where he was named Co-Desert Valley League MVP as a senior after making 118 tackles, including 12 TFL, and 7.0 sacks. Alexander was also a standout in track, breaking the school record in the 100 and 200 meter events.

Alexander majored in human development and family science at Oregon State.



Alexander was named to the Pro Bowl as a special teams player after leading the Chiefs with 12 special teams tackles in 2016.

CAREER HIGHLIGHTS

- Earned his first-career **Pro Bowl** nod as a special teams player following the 2016 season after leading Kansas City with 12 special teams tackles
- In three seasons, has accumulated 31 special teams tackles and 9 tackles (8 solo) on defense

2017 - SEATTLE SEAHAWKS (12/0)

- Recorded 8 special teams tackles along with 2 solo tackles on defense

2016 - KANSAS CITY CHIEFS (16/1, 1/0)

- Named to his first-career **Pro Bowl** as a special teams player after leading the Chiefs with 12 special teams tackles. Also posted 5 solo tackles on defense

2015 - KANSAS CITY CHIEFS (16/0, 2/0)

- Led the Chiefs with 11 special teams tackles in the regular season. Added 2 tackles (1 solo) on defense



CAREER STATISTICS

			TACKLES					PASS DEFENSE						FUMBLES			DEF SNAPS	
Year	Team	GP/S	Total	Solo	Asst	TFL	Sacks	Int	Yds	Lg	TD	PD	QPH	FF	FR	Yds	No	Pct
2015	Kansas City	16/0	2	1	1	0	0.0	0	0	--	0	0	0	0	0	0	9	1%
2016	Kansas City	16/1	5	5	0	1	0.0	0	0	--	0	0	0	1	0	0	48	4%
2017	Seattle	12/0	2	2	0	1	0.0	0	0	--	0	0	0	0	0	0	20	2%
Totals		44/1	9	8	1	2	0.0	0	0	--	0	0	0	1	0	0	---	---

PLAYOFFS

2015	Kansas City	2/0	0	0	0	0	0.0	0	0	--	0	0	0	0	0	0	1	1%
2016	Kansas City	1/0	0	0	0	0	0.0	0	0	--	0	0	0	0	0	0	0	0%
Totals		3/0	0	0	0	0	0.0	0	0	--	0	0	0	0	0	0	---	---

ADDITIONAL STATISTICS

Special Teams Tackles: 31 - 2017 (8); 2016 (12); 2015 (11) **Postseason Special Teams Tackles:** 1 - 2015 (1)

CAREER HIGHS

Tackles	4	12/18/16 vs. Ten.
Sacks	--	---
INTs	--	---
PDs	--	---
FFs	1	11/6/16 vs. Jax.
FRs	--	---

COLLEGE HIGHLIGHTS

- Played in 44 career games (32 starts) at Oregon State, recording 209 tackles (120 solo), including 8.5 sacks and 23 TFL, 4 PDs, 2 FFs and 1 INT

TRANSACTIONS

- 2016** Drafted by KC in 5th round (172nd overall)
Signed 4-year contract
- 7/28/17** Acquired by SEA from KC in exchange for LB Kevin Pierre-Louis
- 9/1/18** Waived by SEA
- 9/2/18** Acquired by PHI off waivers from SEA

2017 GAME-BY-GAME STATISTICS (SEA)

Date	Opp	GP/S	Tot	Solo	Sk	Int	PD	FF	FR	Snaps	Pct
Sep 10	at GB	L	1/0	0	0	0.0	0	0	0	1	1%
Sep 17	SF	W	1/0	0	0	0.0	0	0	0	0	0%
Sep 24	at Ten	L	0/0	INACTIVE (HAMSTRING)							
Oct 1	Ind	W	1/0	0	0	0.0	0	0	0	0	0%
Oct 8	at LAR	W	1/0	0	0	0.0	0	0	0	0	0%
Oct 22	at NYG	W	1/0	0	0	0.0	0	0	0	0	0%
Oct 29	Hou	W	1/0	0	0	0.0	0	0	0	0	0%
Nov 5	Was	L	1/0	0	0	0.0	0	0	0	0	0%
Nov 9	at Ari	W	1/0	0	0	0.0	0	0	0	0	0%
Nov 20	Atl	L	1/0	0	0	0.0	0	0	0	0	0%
Nov 26	at SF	W	0/0	INACTIVE (SHOULDER)							
Dec 3	Phi	W	1/0	0	0	0.0	0	0	0	0	0%
Dec 10	at Jax	L	1/0	2	2	0.0	0	0	0	19	29%
Dec 17	LAR	L	1/0	0	0	0.0	0	0	0	0	0%
Dec 24	at Dal	W	0/0	INACTIVE (CONCUSSION)							
Dec 31	Ari	L	0/0	INACTIVE (CONCUSSION)							
Totals			12/0	2	2	0.0	0	0	0	20	2%





2016 GAME-BY-GAME STATISTICS (KC)


Date	Opp		GP/S	Tot	Solo	Sk	Int	PD	FF	FR	Snap	Pct
Sep 11	SD	W	1/0	0	0	0.0	0	0	0	0	0	0%
Sep 18	at Hou	L	1/0	0	0	0.0	0	0	0	0	0	0%
Sep 25	NYJ	W	1/0	0	0	0.0	0	0	0	0	0	0%
Oct 2	at Pit	L	1/0	0	0	0.0	0	0	0	0	1	2%
Oct 16	at Oak	W	1/0	0	0	0.0	0	0	0	0	0	0%
Oct 23	NO	W	1/0	0	0	0.0	0	0	0	0	0	0%
Oct 30	at Ind	W	1/0	0	0	0.0	0	0	0	0	0	0%
Nov 6	Jax	W	1/0	0	0	0.0	0	0	1	0	0	0%
Nov 13	at Car	W	1/0	0	0	0.0	0	0	0	0	0	0%
Nov 20	TB	L	1/0	0	0	0.0	0	0	0	0	0	0%
Nov 27	at Den	W	1/0	1	1	0.0	0	0	0	0	4	5%
Dec 4	at Atl	W	1/0	0	0	0.0	0	0	0	0	0	0%
Dec 8	Oak	W	1/0	0	0	0.0	0	0	0	0	2	3%
Dec 18	Ten	L	1/1	4	4	0.0	0	0	0	0	41	62%
Dec 25	Den	W	1/0	0	0	0.0	0	0	0	0	0	0%
Jan 1	at SD	W	1/0	0	0	0.0	0	0	0	0	0	0%
Totals			16/1	5	5	0.0	0	0	1	0	48	4%
PLAYOFFS												
Jan 15	Pit	L	1/0	0	0	0.0	0	0	0	0	0	0%
Totals			1/0	0	0	0.0	0	0	0	0	0	0%

2015 GAME-BY-GAME STATISTICS (KC)

Date	Opp		GP/S	Tot	Solo	Sk	Int	PD	FF	FR	Snap	Pct
Sep 13	at Hou	W	1/0	0	0	0.0	0	0	0	0	0	0%
Sep 17	Den	L	1/0	0	0	0.0	0	0	0	0	0	0%
Sep 28	at GB	L	1/0	0	0	0.0	0	0	0	0	0	0%
Oct 4	at Cin	L	1/0	0	0	0.0	0	0	0	0	0	0%
Oct 11	Chi	L	1/0	0	0	0.0	0	0	0	0	0	0%
Oct 18	at Min	L	1/0	0	0	0.0	0	0	0	0	0	0%
Oct 25	Pit	W	1/0	0	0	0.0	0	0	0	0	0	0%
Nov 1	Det	W	1/0	0	0	0.0	0	0	0	0	4	7%
Nov 15	at Den	W	1/0	0	0	0.0	0	0	0	0	0	0%
Nov 22	at SD	W	1/0	2	1	0.0	0	0	0	0	5	8%
Nov 29	Buf	W	1/0	0	0	0.0	0	0	0	0	0	0%
Dec 6	at Oak	W	1/0	0	0	0.0	0	0	0	0	0	0%
Dec 13	SD	W	1/0	0	0	0.0	0	0	0	0	0	0%
Dec 20	at Bal	W	1/0	0	0	0.0	0	0	0	0	0	0%
Dec 27	Cle	W	1/0	0	0	0.0	0	0	0	0	0	0%
Jan 3	Oak	W	1/0	0	0	0.0	0	0	0	0	0	0%
Totals			16/0	2	1	0.0	0	0	0	0	9	1%
PLAYOFFS												
Jan 9	at Hou	W	1/0	0	0	0.0	0	0	0	0	1	2%
Jan 16	at NE	L	1/0	0	0	0.0	0	0	0	0	0	0%
Totals			2/0	0	0	0.0	0	0	0	0	1	1%



6-3 | 259  **2nd Year**
DOB: June 25, 1996 (Age 22)


 ★ **Brentwood, Tennessee**
Brentwood Academy



Tennessee
 D1-17 (14th overall)
 by Philadelphia

TACKLES FOR LOSS

EAGLES PLAYERS IN 2017

16	Brandon Graham
13	Vinny Curry
11	Malcolm Jenkins
9	Derek Barnett
9	Tim Jernigan

THREE STEP DROP

First job: Worked on a farm cutting grass and weeding

Bucket list: Travel to Africa

Prized possession: His old college and high school jerseys

Desired talent: Ability to sing


If he could play another sport: Baseball

Best player he ever lined up against: Jason Peters in practice

Player he models his game after: Eagles DE Michael Bennett

Favorite movie: *Boyz n the Hood*

Favorite meal: Crab legs



Originally selected by the Eagles with the 14th-overall pick in the 2017 NFL Draft, **Derek Barnett** was named to the PFWA All-Rookie Team after finishing his debut season with 5.0 sacks, the most by an Eagles rookie since **Fletcher Cox** (5.5) in 2012. Barnett played at the University of Tennessee, where he produced a school-record 33.0 career sacks.

MOST SACKS

EAGLES PLAYERS IN 2017

Brandon Graham	9.5
Fletcher Cox	5.5
Derek Barnett	5.0
Chris Long	5.0
Vinny Curry	3.0

EAGLES ROOKIE HISTORY (SINCE 1982)

Corey Simon (2000)	9.5
Derrick Burgess (2001)	6.0
Fletcher Cox (2012)	5.5
Mike Mamula (1995)	5.5
Derek Barnett (2017)	5.0
Trent Cole (2005)	5.0

At the University of Tennessee, Barnett set a school-record with 33.0 career sacks, breaking the previous mark of 32.0 set by Pro Football Hall of Famer and Eagles legend Reggie White (1980-83).

CAREER HIGHLIGHTS

- Named to the PFWA **All-Rookie Team** in 2017 after producing the most sacks (5.0) by an Eagles rookie since **Fletcher Cox** (5.5) during the 2012 season
- Delivered on the most important defensive play of **Super Bowl LII** when he recovered the fumble on **Brandon Graham's** fourth-quarter strip-sack of Patriots QB **Tom Brady**. The takeaway set up a 46-yard FG by **Jake Elliott** that gave the Eagles a 41-33 lead with 1:05 remaining



MOTHER'S INSPIRATION

Barnett considers his mother, Christine, his best friend and inspiration. Christine, who works in a UPS warehouse and at times has held three jobs to support her three children, instilled a humble attitude in Barnett at an early age.

"She always told me, 'Stay humble and put your head down and just work.' I think I get that attitude from her. Even though she worked a lot, she was still always there and made sure I had everything I needed."

Barnett noted in his pre-draft *Players' Tribune* article that his mother deserves to be taken care of for all of her hard work, but she admirably prefers to live her life as usual.

"She's already told me that she's going to keep her same job at the UPS warehouse — on her feet, sweating, sorting packages on a tight deadline — even after I make it to the league."



NFL DRAFT COVER LETTER

Prior to the 2017 NFL Draft, Barnett penned a letter in *The Players' Tribune* to the league's general managers.

"I just thought it was a great way to express my feelings, and my mom thought it would be a good idea to get that letter out as well."

Barnett expressed his admiration for Reggie White, whose career sacks record he broke at the University of Tennessee, but assured readers that his work was not done yet.

"Right now, you might know me as the kid who broke Reggie White's sack record at Tennessee, but that's not the only thing I'm going to be remembered for by the time I leave this game. I promise you that."



REGGIE WHITE'S RECORD

As a junior at the University of Tennessee in 2016, Barnett set a new school record with 33.0 career sacks, surpassing the previous record of 32.0 set by Pro Football Hall of Famer and Eagles legend Reggie White (1980-83). After breaking the record, Barnett received a phone call from Sara White.

"She was just congratulating me on everything I've accomplished. Even though I broke the record, I told her Reggie is still Reggie. I don't think I'm better than Reggie. It meant a lot."

Barnett admires the games of several other NFL players, past and present. "I like watching [Eagles DE] Michael Bennett play. I like his demeanor. He uses his hands very well. When I was younger, [Pro Football Hall of Famer and former Giants DE] Michael Strahan was one of the best to do it. I look up to a lot of those guys."

MAKING AN IMPRESSION

Prior to the 2017 NFL Combine, Barnett caught the flu and his numbers were not as good as he originally anticipated. However, that did not keep him from making an impression on NFL teams, especially the Eagles.

"I caught the flu a few days before we ran, and I knew I probably wasn't going to test my best. But I knew it was an important job interview and I knew I had to go out there and grind it out. I told myself to just go out there and do my best and control what I can control, and I did so."

BIRDSEED

Barnett lettered at Brentwood Academy (Brentwood, TN), where he earned all-state honors as a defensive end. As a senior, Barnett recorded 60 tackles, 18 TFL, 5.5 sacks and 1 FF and helped lead his team to a state semifinal berth.

Barnett began playing football at an early age as both a guard and defensive end. He developed an immediate love for the game.

"The first time I picked it up, I started playing football in fifth grade, and I always used to play backyard football when I was younger. When I picked it up the first day of practice I had a blast, and I knew I was going to go a long way with it."

Barnett majored in communication studies at Tennessee.



@dbarnett25



@dbarnett25



CAREER STATISTICS

			TACKLES					PASS DEFENSE						FUMBLES			DEF SNAPS	
Year	Team	GP/S	Total	Solo	Asst	TFL	Sacks	Int	Yds	Lg	TD	PD	QPH	FF	FR	Yds	No	Pct
2017	Philadelphia	15/0	25	18	7	9	5.0	0	0	--	0	0	32	1	2	0	424	41%
Totals		15/0	25	18	7	9	5.0	0	0	--	0	0	32	1	2	0	---	---

PLAYOFFS

2017	Philadelphia	3/0	3	3	0	1	1.0	0	0	--	0	0	8	1	1	-3	83	40%
Totals		3/0	3	3	0	1	1.0	0	0	--	0	0	8	1	1	-3	---	---

ADDITIONAL STATISTICS

Fumble Recovery TD: 12/25/17 vs. Oak. **Blocked FG:** 10/29/17 vs. SF **Blocked PAT:** 12/17/17 at NYG **Blocked FG Recovery:** 10/29/17 vs. SF

CAREER HIGHS

Tackles	4	11/19/17 at Dal.
Sacks	2.0	2x, last: 11/19/17 at Dal.
INTs	--	---
PDs	--	---
FFs	1	2x, last: 1/21/18 vs. Min. (Conf.)
FRs	1	3x, last: 2/4/18 at NE (SB)

CAREER HIGHLIGHTS (Continued)

2017 - PHILADELPHIA EAGLES (15/0, 3/0)

- Named to the PFWA **All-Rookie Team** after producing the most sacks (5.0) by an Eagles rookie since **Fletcher Cox** (5.5) during the 2012 season
- Delivered on the most important defensive play of **Super Bowl LII** when he recovered the fumble on **Brandon Graham's** fourth-quarter strip-sack of Patriots QB **Tom Brady**. The takeaway set up a 46-yard FG by **Jake Elliott** that gave the Eagles a 41-33 lead with 1:05 remaining
- Strip-sacked QB **Case Keenum** (recovered by **Chris Long**) to halt a Vikings red zone drive in the NFC Championship win vs. Min. (1/21/18). Became the first Eagles rookie to record a strip-sack in a playoff game since **Derrick Burgess** on 1/27/02 at St. Louis (**Kurt Warner**). The takeaway set up a 76-yard TD drive that gave the Eagles a 21-7 advantage in the second quarter
- Capped off the Eagles' 19-10 victory vs. Oak. (12/25/17) with a 23-yard fumble recovery TD as time expired. Became the first Eagles rookie to register a fumble recovery TD since **Brian Rolle** on 11/7/11 vs. Chicago (22-yard TD)
- Blocked a PAT attempt by **Aldrick Rosas** in the 34-29 win at NYG (12/17/17). According to *Elias Sports*, the Eagles became the first NFL team to block a punt, FG and PAT in the same game since the Buffalo Bills on 11/24/91 at New England (blocked 2 FGs, 1 PAT and 1 punt)
- Led the Eagles with a career-high-tying 2.0 sacks in the 37-9 win at Dal. (11/19/17), including his first career strip-sack (Cowboys QB **Dak Prescott**) that resulted in a 37-yard fumble recovery TD by **Nigel Bradham**

2017 GAME-BY-GAME STATISTICS (PHI)

Date	Opp		GP/S	Tot	Solo	Sk	Int	PD	FF	FR	Snaps	Pct
Sep 10	at Was	W	1/0	2	2	0.0	0	0	0	0	26	41%
Sep 17	at KC	L	1/0	1	1	0.0	0	0	0	0	21	40%
Sep 24	NYG	W	1/0	0	0	0.0	0	0	0	0	26	38%
Oct 1	at LAC	W	1/0	3	2	0.0	0	0	0	1	24	42%
Oct 8	Ari	W	1/0	0	0	0.0	0	0	0	0	26	43%
Oct 12	at Car	W	1/0	2	0	0.5	0	0	0	0	39	48%
Oct 23	Was	W	1/0	3	3	2.0	0	0	0	0	36	56%
Oct 29	SF	W	1/0	2	2	0.0	0	0	0	0	34	52%
Nov 5	Den	W	1/0	3	3	0.0	0	0	0	0	29	45%
Nov 19	at Dal	W	1/0	4	2	2.0	0	0	1	0	32	51%
Nov 26	Chi	W	1/0	0	0	0.0	0	0	0	0	26	47%
Dec 3	at Sea	L	1/0	1	0	0.5	0	0	0	0	26	42%
Dec 10	at LAR	W	1/0	0	0	0.0	0	0	0	0	17	35%
Dec 17	at NYG	W	1/0	2	2	0.0	0	0	0	0	42	48%
Dec 25	Oak	W	1/0	2	1	0.0	0	0	0	1	20	29%
Dec 31	Dal	L	0/0	INACTIVE								
Totals			15/0	25	18	5.0	0	0	1	2	424	41%

PLAYOFFS

Jan 13	Atl	W	1/0	0	0	0.0	0	0	0	16	25%	
Jan 21	Min	W	1/0	2	2	1.0	0	0	1	33	49%	
Feb 4	at NE	W	1/0	1	1	0.0	0	0	1	34	45%	
Totals			3/0	3	3	1.0	0	0	1	1	83	40%





CAREER HIGHLIGHTS (Continued)

- Blocked and recovered a **Robbie Gould** FG attempt in the third quarter vs. SF (10/30/17)
- Posted a career-high 2.0 sacks vs. Was. (10/23/17)
- Recovered his first career fumble after **Chris Long** strip-sacked Chargers QB **Philip Rivers** at LAC (10/1/17)

COLLEGE HIGHLIGHTS

- Played in all 39 games (36 starts) during his three-year career at the University of Tennessee, where he set a new school record with 33.0 career sacks. Surpassed the previous record of 32.0 set by Pro Football Hall of Famer and Eagles legend **Reggie White** (1980-83)
- Compiled 52 TFL in his career, finishing 2nd all-time in school history behind **Leonard Little** (53 from 1995-97)
- Earned first-team All-America honors from the *Associated Press* as a junior in 2016 after registering a career-high 13.0 sacks with 56 total tackles, 19 TFL, 16 hurries and 2 FFs
- Named second-team All-SEC by the *Associated Press* after starting all 13 games and leading the team with 10.0 sacks as a sophomore in 2015. Also finished 3rd on the Volunteers defense with 69 total tackles
- Named second-team All-SEC by the *Associated Press* as a freshman in 2014. Earned Freshman All-America honors and was selected to the Freshman All-SEC team. Set true-freshman school records with 10.0 sacks and 20.5 TFL

TRANSACTIONS

- 2017** Drafted by PHI in 1st round (14th overall)
 Signed 4-year contract





6-4 | 274  **10th Year**
DOB: Nov. 13, 1985 (Age 32)



A three-time Pro Bowler and **Super Bowl XLVIII** champion with Seattle, **Michael Bennett** was acquired by the Eagles in a trade with the Seahawks during the 2018 offseason. In 2017, Bennett recorded 8.5 sacks and led Seattle's defense in tackles for loss (14) and QB hits (24).



Texas A&M
UDFA ('09) by Seattle
Acquired: T-Sea-18



SACK LEADERS

SEATTLE SEAHAWKS (2017)

Frank Clark	9.0
Michael Bennett	8.5
Dion Jordan	4.0
Dwight Freeney	3.0
Marcus Smith	2.5

SEATTLE SEAHAWKS (2013-17)

Michael Bennett	39.0
Cliff Avril	34.5
Frank Clark	22.0
Bruce Irvin	14.0
Bobby Wagner	13.5

UNDRAFTED NFL PLAYERS (SINCE 2009)

Cameron Wake	92.0
James Harrison	56.0
Michael Bennett	54.0
Chris Clemons	52.0
Mario Addison	36.5

BIRDSEED



@mosesbread72

Bennett was nominated for the **Walter Payton Man of the Year Award** in 2017.

Bennett's foundation works to fight obesity through OCEAN (fighting Obesity through Community, Education, Activity and Nutrition) sports camps.

Bennett pledged his endorsement money in 2017 to rebuild minority communities through STEAM (science, technology, engineering, arts, and mathematics) programs and initiatives that directly affect minority women.

Bennett has also partnered with multiple organizations to start gardening programs for youth in juvenile detention.

Bennett's brother, Martellus (TE), was selected by Dallas in the 2008 NFL Draft and has played in 144 career games.

CAREER HIGHLIGHTS

- Has earned three consecutive **Pro Bowl** nods following the 2015-17 seasons
- Played a key role on Seattle's **Super Bowl XLVIII**-winning defense in 2013. Led the team with 8.5 sacks and 14 TFL while adding 1.5 sacks, 2 FFs and 2 FRs in the postseason
- His 54.0 career sacks are the 3rd-most by an undrafted NFL player since he entered the league in 2009, trailing only **Cameron Wake** (92.0) and **James Harrison** (56.0)
- Is one of 12 NFL players with 5.0+ sacks in every season dating back to 2012 (career-high 10.0 sacks with Seattle in 2015)
- Led Seattle with 39.0 sacks from 2013-17



CAREER STATISTICS

			TACKLES					PASS DEFENSE						FUMBLES			DEF SNAPS	
Year	Team	GP/S	Total	Solo	Asst	TFL	Sacks	Int	Yds	Lg	TD	PD	QPH	FF	FR	Yds	No	Pct
2009	Tampa Bay	7/0	5	4	1	4	1.0	0	0	--	0	0	0	0	0	0	N/A	N/A
2010	Tampa Bay	13/2	21	14	7	4	1.0	0	0	--	0	0	6	0	0	0	N/A	N/A
2011	Tampa Bay	14/10	47	32	15	9	4.0	0	0	--	0	0	13	1	2	0	N/A	N/A
2012	Tampa Bay	16/16	41	34	7	18	9.0	0	0	--	0	3	18	3	0	0	956	89%
2013	Seattle	16/3	31	17	14	9	8.5	0	0	--	0	0	25	1	1	22t	598	57%
2014	Seattle	16/16	39	27	12	14	7.0	0	0	--	0	0	19	1	0	0	829	85%
2015	Seattle	16/16	52	33	19	18	10.0	0	0	--	0	0	29	2	0	0	812	82%
2016	Seattle	11/11	34	23	11	14	5.0	0	0	--	0	0	20	0	0	0	565	52%
2017	Seattle	16/16	40	25	15	14	8.5	0	0	--	0	1	24	0	0	0	931	85%
Totals		125/90	310	209	101	104	54.0	0	0	--	0	4	154	8	3	22	---	---

PLAYOFFS

2013	Seattle	3/1	11	6	5	1	1.5	0	0	--	0	0	1	2	2	17	138	69%
2014	Seattle	3/3	9	5	4	2	0.0	0	0	--	0	0	5	0	0	0	192	91%
2015	Seattle	2/2	10	7	3	1	0.0	0	0	--	0	2	1	1	0	0	109	88%
2016	Seattle	2/2	6	5	1	3	2.0	0	0	--	0	1	2	0	0	0	113	89%
Totals		10/8	36	23	13	7	3.5	0	0	--	0	3	9	3	2	17	---	---

CAREER HIGHS

Tackles	7	1/17/16 at Car. (Div.)
Sacks	3.5	10/22/15 at SF
PDs	2	9/23/12 at Dal.
FFs	1	11x, last: 1/17/16 at Car. (Div.)
FRs	1	5x, last: 1/19/14 vs. SF (Div.)

CAREER HIGHLIGHTS (Continued)

2017 - SEATTLE SEAHAWKS (16/16)

- Voted to his third career **Pro Bowl** after ranking 2nd on the Seahawks defense in sacks (8.5) and leading the team in tackles for loss (14) and QB hits (24)

2016 - SEATTLE SEAHAWKS (11/11, 2/2)

- Selected to his second career **Pro Bowl** despite missing 5 games with a knee injury. Posted 5.0 sacks while leading Seattle in tackles for loss (14)

2015 - SEATTLE SEAHAWKS (16/16, 2/2)

- Named to his first career **Pro Bowl** after leading the team with a career-high 10.0 sacks
- Produced a career-high 3.5 sacks in the 20-3 win at SF (10/22/15). Became just the seventh player in Seahawks history to record at least 3.5 sacks in a single game (first since **Chris Clemons'** 4.0-sack game on 9/14/12 vs. GB)

2014 - SEATTLE SEAHAWKS (16/16, 3/3)

- Posted 7.0 sacks and helped Seattle's defense lead the league in scoring defense for a third consecutive year, becoming just the third team in NFL history to do so

2013 - SEATTLE SEAHAWKS (16/3, 3/1)

- Played a key role on Seattle's **Super Bowl XLVIII**-winning defense. Led the team with 8.5 sacks, 14 TFL and 25 QB hits while adding 1.5 sacks, 2 FFs and 2 FRs in the postseason
- Helped the Seahawks lead the NFL in total defense, passing defense, turnover margin and points allowed

2017 GAME-BY-GAME STATISTICS (SEA)

Date	Opp	GP/S	Tot	Solo	Sk	Int	PD	FF	FR	Snap	Pct
Sep 10	at GB	L	1/1	3	2	1.5	0	0	0	66	81%
Sep 17	SF	W	1/1	3	2	1.0	0	1	0	42	86%
Sep 24	at Ten	L	1/1	3	3	0.0	0	0	0	64	88%
Oct 1	Ind	W	1/1	2	0	0.5	0	0	0	51	85%
Oct 8	at LAR	W	1/1	4	3	1.0	0	0	0	60	81%
Oct 22	at NYG	W	1/1	0	0	0.0	0	0	0	52	88%
Oct 29	Hou	W	1/1	6	4	1.5	0	0	0	59	83%
Nov 5	Was	L	1/1	2	1	1.0	0	0	0	58	92%
Nov 9	at Ari	W	1/1	3	1	0.0	0	0	0	68	85%
Nov 20	Atl	L	1/1	2	2	0.0	0	0	0	55	89%
Nov 26	at SF	W	1/1	4	3	1.0	0	0	0	54	76%
Dec 3	Phi	W	1/1	1	0	0.0	0	0	0	67	89%
Dec 10	at Jax	L	1/1	1	1	0.0	0	0	0	57	86%
Dec 17	LAR	L	1/1	1	0	0.0	0	0	0	52	77%
Dec 24	at Dal	W	1/1	4	3	1.0	0	0	0	68	92%
Dec 31	Ari	L	1/1	1	0	0.0	0	0	0	58	82%
Totals		16/16	40	25	8.5	0	1	0	0	931	85%



2016 GAME-BY-GAME STATISTICS (SEA)

Date	Opp	GP/S	Tot	Solo	Sk	Int	PD	FF	FR	Snap	Pct
Sep 11	Mia	W	1/1	6	2	1.0	0	0	0	49	91%
Sep 18	at LAR	L	1/1	4	4	1.0	0	0	0	55	89%
Sep 25	SF	W	1/1	3	2	0.0	0	0	0	54	93%
Oct 2	at NYJ	W	1/1	3	3	1.0	0	0	0	64	90%
Oct 16	Atl	W	1/1	5	3	0.0	0	0	0	43	64%
Oct 23	at Ari	T	1/1	3	2	0.0	0	0	0	81	85%
Oct 30	at NO	L	0/0	INACTIVE (KNEE)							
Nov 7	Buf	W	0/0	INACTIVE (KNEE)							
Nov 13	at NE	W	0/0	INACTIVE (KNEE)							
Nov 20	Phi	W	0/0	INACTIVE (KNEE)							
Nov 27	at TB	L	0/0	INACTIVE (KNEE)							
Dec 4	Car	W	1/1	1	0	0.0	0	0	0	36	62%
Dec 11	at GB	L	1/1	3	2	0.0	0	0	0	49	83%
Dec 15	LAR	W	1/1	1	1	0.0	0	0	0	41	68%
Dec 24	Ari	L	1/1	3	2	1.0	0	0	0	52	87%
Jan 1	at SF	W	1/1	2	2	1.0	0	0	0	41	67%
Totals			11/11	34	23	5.0	0	0	0	565	52%
PLAYOFFS											
Jan 7	Det	W	1/1	3	2	1.0	0	0	0	49	89%
Jan 14	at Atl	L	1/1	3	3	1.0	0	1	0	64	89%
Totals			2/2	6	5	2.0	0	1	0	113	89%



TOUCHDOWNS (1)

Date	Opponent	TDs
12/2/13	vs. New Orleans Saints (W, 34-7)	22-yard FR

MULTI-SACK GAMES (8)

Date	Opponent	Sacks
10/22/15	at San Francisco 49ers (W, 20-3)	3.5
9/4/14	vs. Green Bay Packers (W, 36-16)	2.0
12/9/12	vs. Philadelphia Eagles (L, 21-23)	2.0
9/23/12	at Dallas Cowboys (L, 10-16)	2.0
10/3/11	vs. Indianapolis Colts (W, 24-17)	2.0
10/29/17	vs. Houston Texans (W, 41-38)	1.5
9/10/17	at Green Bay Packers (L, 9-17)	1.5
9/22/13	vs. Jacksonville Jaguars (W, 45-17)	1.5

2015 GAME-BY-GAME STATISTICS (SEA)

Date	Opp	GP/S	Tot	Solo	Sk	Int	PD	FF	FR	Snap	Pct
Sep 13	at StL	L	1/1	4	4	1.0	0	0	0	48	83%
Sep 20	at GB	L	1/1	2	1	1.0	0	0	0	55	78%
Sep 27	Chi	W	1/1	4	2	0.0	0	0	0	38	81%
Oct 5	Det	W	1/1	5	2	0.0	0	0	0	45	80%
Oct 11	at Cin	L	1/1	6	5	1.0	0	1	0	72	85%
Oct 18	Car	L	1/1	2	1	0.0	0	0	0	62	85%
Oct 22	at SF	W	1/1	5	4	3.5	0	0	0	36	78%
Nov 1	at Dal	W	1/1	3	2	0.0	0	0	0	50	83%
Nov 15	Ari	L	1/1	2	0	0.0	0	0	0	68	76%
Nov 22	SF	W	1/1	1	0	0.0	0	0	0	44	83%
Nov 29	Pit	W	1/1	2	0	0.0	0	0	0	70	88%
Dec 6	at Min	W	1/1	4	3	1.0	0	0	0	44	85%
Dec 13	at Bal	W	1/1	4	3	1.0	0	0	0	41	71%
Dec 20	Cle	W	1/1	5	4	1.0	0	1	0	48	87%
Dec 27	StL	L	1/1	1	1	0.0	0	0	0	50	91%
Jan 3	at Ari	W	1/1	2	1	0.5	0	0	0	41	71%
Totals			16/16	52	33	10.0	0	0	2	812	82%
PLAYOFFS											
Jan 10	at Min	W	1/1	3	2	0.0	0	1	0	51	86%
Jan 17	at Car	L	1/1	7	5	0.0	0	1	1	58	89%
Totals			2/2	10	7	0.0	0	2	1	109	88%

CAREER HIGHLIGHTS (Continued)

- Recovered the fumble on a **Cliff Avril** strip-sack of Saints QB **Drew Brees** and returned it 22 yards for his first career TD in the 34-7 win vs. NO (12/2/13)

2012 - TAMPA BAY BUCCANEERS (16/16)

- Led the Buccaneers with 9.0 sacks

COLLEGE HIGHLIGHTS

- Recorded 42 tackles, 12 TFL and 2.0 sacks as a full-time starter at Texas A&M in 2008. Named honorable mention All-Big 12 by the league's coaches in 2007

TRANSACTIONS

2009	Signed by SEA as UDFA
10/10/09	Waived by SEA
10/12/09	Claimed off waivers by TB
3/19/12	Signed by TB to 1-year tender
3/16/13	Signed by SEA
3/11/14	Signed by SEA to 4-year contract extension
12/30/16	Signed by SEA to 3-year contract extension
3/14/18	Traded with 2018 7th-round draft choice from SEA to PHI in exchange for WR Marcus Johnson and 2018 5th-round draft choice



2014 GAME-BY-GAME STATISTICS (SEA)

Date	Opp	GP/S	Tot	Solo	Sk	Int	PD	FF	FR	Snaps	Pct
Sep 4	GB	W 1/1	2	2	2.0	0	0	1	0	49	79%
Sep 14	at SD	L 1/1	5	3	1.0	0	0	0	0	60	73%
Sep 21	Den	W 1/1	0	0	0.0	0	0	0	0	56	78%
Oct 6	at Was	W 1/1	1	0	0.0	0	0	0	0	48	87%
Oct 12	Dal	L 1/1	2	2	0.0	0	0	0	0	65	87%
Oct 19	at StL	L 1/1	3	3	0.0	0	0	0	0	44	90%
Oct 26	at Car	W 1/1	4	0	0.0	0	0	0	0	48	80%
Nov 2	Oak	W 1/1	3	1	0.0	0	0	0	0	53	87%
Nov 9	NYG	W 1/1	3	2	1.0	0	0	0	0	58	85%
Nov 16	at KC	L 1/1	0	0	0.0	0	0	0	0	36	75%
Nov 23	Ari	W 1/1	1	1	0.0	0	0	0	0	53	98%
Nov 27	at SF	W 1/1	4	4	1.0	0	0	0	0	47	81%
Dec 7	at Phi	W 1/1	3	3	1.0	0	0	0	0	43	94%
Dec 14	SF	W 1/1	2	2	0.0	0	0	0	0	52	90%
Dec 21	at Ari	W 1/1	4	2	1.0	0	0	0	0	60	87%
Dec 28	StL	W 1/1	2	2	0.0	0	0	0	0	57	92%
Totals		16/16	39	27	7.0	0	0	1	0	829	85%

PLAYOFFS

Jan 10	Car	W 1/1	4	1	0.0	0	0	0	0	61	88%
Jan 18	GB	W 1/1	3	2	0.0	0	0	0	0	65	94%
Feb 1	NE	L 1/1	2	2	0.0	0	0	0	0	66	89%
Totals		3/3	9	5	0.0	0	0	0	0	192	91%

2013 GAME-BY-GAME STATISTICS (SEA)

Date	Opp	GP/S	Tot	Solo	Sk	Int	PD	FF	FR	Snaps	Pct
Sep 8	at Car	W 1/0	0	0	0.0	0	0	0	0	31	60%
Sep 15	SF	W 1/1	4	2	1.0	0	0	0	0	40	76%
Sep 22	Jax	W 1/0	3	1	1.5	0	0	0	0	56	85%
Sep 29	at Hou	W 1/1	1	0	0.0	0	0	0	0	32	35%
Oct 6	at Ind	L 1/0	2	1	0.0	0	0	0	0	39	60%
Oct 13	Ten	W 1/0	1	0	1.0	0	0	0	0	24	46%
Oct 17	at Ari	W 1/0	2	2	1.0	0	0	0	0	49	65%
Oct 28	at StL	W 1/0	0	0	0.0	0	0	0	0	27	36%
Nov 3	TB	W 1/0	3	1	1.0	0	0	0	0	25	36%
Nov 10	at Atl	W 1/1	1	1	1.0	0	0	0	0	44	76%
Nov 17	Min	W 1/0	1	0	0.0	0	0	0	0	38	51%
Dec 2	NO	W 1/0	2	1	0.0	0	0	0	1	33	55%
Dec 8	at SF	L 1/0	0	0	0.0	0	0	0	0	38	56%
Dec 15	at NYG	W 1/0	4	4	1.0	0	0	1	0	35	64%
Dec 22	Ari	L 1/0	5	3	0.0	0	0	0	0	56	75%
Dec 29	StL	W 1/0	2	1	1.0	0	0	0	0	31	59%
Totals		16/3	31	17	8.5	0	0	1	1	598	57%

PLAYOFFS

Jan 11	NO	W 1/0	6	4	0.5	0	0	1	1	55	72%
Jan 19	SF	W 1/0	3	1	1.0	0	0	1	1	36	65%
Feb 2	Den	W 1/1	2	1	0.0	0	0	0	0	47	68%
Totals		3/1	11	6	1.5	0	0	2	2	138	69%

2012 GAME-BY-GAME STATISTICS (TB)

Date	Opp	GP/S	Tot	Solo	Sk	Int	PD	FF	FR	Snaps	Pct
Sep 9	Car	W 1/1	2	2	1.0	0	0	1	0	45	90%
Sep 16	at NYG	L 1/1	1	0	0.0	0	0	0	0	76	94%
Sep 23	at Dal	L 1/1	4	3	2.0	0	2	1	0	62	91%
Sep 30	Was	L 1/1	2	2	1.0	0	0	0	0	67	92%
Oct 14	KC	W 1/1	2	2	0.0	0	0	0	0	61	88%
Oct 21	NO	L 1/1	1	1	0.0	0	0	0	0	58	91%
Oct 25	at Min	W 1/1	5	4	1.0	0	0	1	0	55	92%
Nov 4	at Oak	W 1/1	1	1	1.0	0	0	0	0	66	82%
Nov 11	SD	W 1/1	3	3	0.0	0	0	0	0	54	82%
Nov 18	at Car	W 1/1	5	4	1.0	0	0	0	0	60	90%
Nov 25	Atl	L 1/1	1	1	0.0	0	0	0	0	51	85%
Dec 2	at Den	L 1/1	3	2	0.0	0	0	0	0	63	84%
Dec 9	Phi	L 1/1	4	4	2.0	0	0	0	0	71	93%
Dec 16	at NO	L 1/1	2	2	0.0	0	0	0	0	64	91%
Dec 23	StL	L 1/1	3	1	0.0	0	0	0	0	49	89%
Dec 30	at Atl	W 1/1	2	2	0.0	0	1	0	0	54	86%
Totals		16/16	41	34	9.0	0	3	3	0	956	89%

2011 GAME-BY-GAME STATISTICS (TB)

Date	Opp	GP/S	Tot	Solo	Sk	Int	PD	FF	FR	Snaps	Pct
Sep 11	Det	L 1/1	5	4	0.0	0	0	0	0	N/A	N/A
Sep 18	at Min	W 1/1	5	4	0.0	0	0	0	0	N/A	N/A
Sep 25	Atl	W 1/1	2	1	0.0	0	0	0	1	N/A	N/A
Oct 3	Ind	W 1/1	5	4	2.0	0	0	1	1	N/A	N/A
Oct 9	at SF	L 1/1	3	2	0.0	0	0	0	0	N/A	N/A
Oct 16	NO	W 1/1	4	4	0.0	0	0	0	0	N/A	N/A
Oct 23	Chi	L 1/1	4	1	0.0	0	0	0	0	N/A	N/A
Nov 6	at NO	L 1/1	4	0	0.0	0	0	0	0	N/A	N/A
Nov 13	Hou	L 1/1	5	4	0.0	0	0	0	0	N/A	N/A
Nov 20	at GB	L 1/1	0	0	0.0	0	0	0	0	N/A	N/A
Nov 27	at Ten	L 0/0	INACTIVE (GROIN)								
Dec 4	Car	L 0/0	INACTIVE (GROIN)								
Dec 11	at Jax	L 1/0	2	2	0.0	0	0	0	0	N/A	N/A
Dec 17	Dal	L 1/0	5	3	1.0	0	0	0	0	N/A	N/A
Dec 24	at Car	L 1/0	1	1	1.0	0	0	0	0	N/A	N/A
Jan 1	at Atl	L 1/0	2	2	0.0	0	0	0	0	N/A	N/A
Totals		14/10	47	32	4.0	0	0	1	2	N/A	N/A



2010 GAME-BY-GAME STATISTICS (TB)

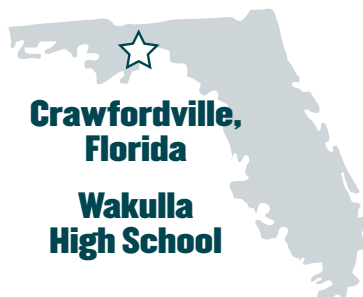
Date	Opp	GP/S	Tot	Solo	Sk	Int	PD	FF	FR	Snap	Pct
Sep 12	Cle	W	0/0	INACTIVE							
Sep 19	at Car	W	0/0	INACTIVE							
Sep 26	Pit	L	0/0	INACTIVE							
Oct 10	at Cin	W	1/0	0	0	0.0	0	0	0	N/A	N/A
Oct 17	NO	L	1/0	1	0	0.0	0	0	0	N/A	N/A
Oct 24	StL	W	1/0	0	0	0.0	0	0	0	N/A	N/A
Oct 31	at Ari	W	1/0	3	2	0.0	0	0	0	N/A	N/A
Nov 7	at Atl	L	1/0	1	1	0.0	0	0	0	N/A	N/A
Nov 14	Car	W	1/0	2	2	0.0	0	0	0	N/A	N/A
Nov 21	at SF	W	1/0	1	1	1.0	0	0	0	N/A	N/A
Nov 28	at Bal	L	1/0	1	1	0.0	0	0	0	N/A	N/A
Dec 5	Atl	L	1/0	1	1	0.0	0	0	0	N/A	N/A
Dec 12	at Was	W	1/0	3	3	0.0	0	0	0	N/A	N/A
Dec 19	Det	L	1/0	1	0	0.0	0	0	0	N/A	N/A
Dec 26	Sea	W	1/1	5	2	0.0	0	0	0	N/A	N/A
Jan 2	at NO	W	1/1	2	1	0.0	0	0	0	N/A	N/A
Totals			13/2	21	14	1.0	0	0	0	N/A	N/A

2009 GAME-BY-GAME STATISTICS (SEA & TB)

Date	Opp		GP/S	Tot	Solo	Sk	Int	PD	FF	FR	Snap	Pct
Sep 13	StL	W	0/0	INACTIVE								
Sep 20	at SF	L	0/0	INACTIVE								
Sep 27	Chi	L	0/0	INACTIVE								
Oct 4	at Ind	L	0/0	INACTIVE								
Oct 11	Jax	W	0/0	INACTIVE								
CLAIMED OFF WAIVERS BY TAMPA BAY FROM SEATTLE (10/12/09)												
Oct 18	Car	L	1/0	0	0	0.0	0	0	0	0	N/A	N/A
Oct 25	NE	L	1/0	1	0	0.0	0	0	0	0	N/A	N/A
Nov 8	GB	W	1/0	4	4	1.0	0	0	0	0	N/A	N/A
Nov 15	at Mia	L	1/0	0	0	0.0	0	0	0	0	N/A	N/A
Nov 22	NO	L	1/0	0	0	0.0	0	0	0	0	N/A	N/A
Nov 29	at Atl	L	1/0	0	0	0.0	0	0	0	0	N/A	N/A
Dec 6	at Car	L	0/0	INACTIVE								
Dec 13	NYJ	L	0/0	INACTIVE								
Dec 20	at Sea	W	0/0	INACTIVE								
Dec 27	at NO	W	0/0	INACTIVE								
Jan 3	Atl	L	1/0	0	0	0.0	0	0	0	0	N/A	N/A
Totals			7/0	5	4	1.0	0	0	0	0	N/A	N/A



6-2 | 241  **7th Year**
DOB: Sept. 4, 1989 (Age 29)



**Crawfordville,
Florida**

**Wakulla
High School**



Florida State
D4a-12 (105th overall)
by Buffalo
Acquired: FA-Buf-16

THREE STEP DROP

First job: Stocked frozen foods in the dairy section at Winn-Dixie. "I quit after three days. It was too cold!"

"Welcome to the NFL" moment: Having to hit former NFL fullback Vonta Leach his rookie year. "I was sore after that one."

Unique training methods: Yoga

NFL players he looked up to growing up: Derrick Brooks & Ray Lewis

If he could play another sport, what position: First or third base for the Miami Marlins

Three favorite throwback jerseys: Deion Sanders, Atlanta Falcons; Derrick Brooks, Tampa Bay Buccaneers; Dick Butkus, Chicago Bears



2017

Nigel Bradham (pronounced BRAD-em) was signed by Philadelphia to a 5-year contract in the 2018 offseason after leading all Eagles LBs in tackles (184), sacks (3.0), FFs (3) and PDs (13) from 2016-17. In 2017, Bradham played a key role in Philadelphia's **Super Bowl LII**-winning defense and finished 3rd on the team with 85 tackles in the regular season.

MOST TACKLES EAGLES PLAYERS IN 2017

Malcolm Jenkins	119
Jalen Mills	86
Nigel Bradham*	85
Rodney McLeod	78
Mychal Kendricks*	72

EAGLES PLAYERS IN 2016

Rodney McLeod	117
Malcolm Jenkins	114
Nigel Bradham*	99
Jordan Hicks*	95
Jalen Mills	67

*Eagles linebackers

CAREER HIGHLIGHTS

2017 - PHILADELPHIA EAGLES (15/15, 3/3)

- Led Eagles LBs with 85 tackles (67 solo) and had a career-high 8 PDs. Added 12 tackles (10 solo), 1.0 sack and 1 PD during the team's **Super Bowl LII**-winning postseason run
- Sacked Falcons QB **Matt Ryan** on third down in the third quarter of the NFC Divisional Playoff vs. Atl. (1/13/18). Helped set up a scoring drive that culminated with a game-winning, 37-yard FG by **Jake Elliott**
- Forced a fumble of Rams WR **Tavon Austin** on a lateral play that was picked up by **Brandon Graham** and returned for the victory sealing TD in the division-clinching, 43-35 win at LAR (12/10/17)



CAREER STATISTICS

Year	Team	GP/S	TACKLES					PASS DEFENSE						FUMBLES			DEF SNAPS	
			Total	Solo	Asst	TFL	Sacks	Int	Yds	Lg	TD	PD	QPH	FF	FR	Yds	No	Pct
2012	Buffalo	16/11	47	27	20	2	0.0	0	--	--	0	1	0	0	1	0	395	36%
2013	Buffalo	16/2	38	21	17	1	0.0	0	--	--	0	0	0	0	0	--	285	25%
2014	Buffalo	14/14	102	65	37	6	2.5	1	0	0	0	7	7	2	0	--	805	74%
2015	Buffalo	11/11	57	42	15	4	1.0	0	--	--	0	4	3	0	0	--	728	67%
2016	Philadelphia	16/16	99	67	32	7	2.0	1	28	28	0	5	2	2	1	0	990	97%
2017	Philadelphia	15/15	85	67	18	5	1.0	0	--	--	0	8	2	1	1	37	923	90%
Totals		88/69	428	289	139	25	6.5	2	28	28	0	25	14	5	3	37	---	---

PLAYOFFS

2017	Philadelphia	3/3	12	10	2	1	1.0	0	--	--	0	1	1	0	0	--	206	100%
Totals		3/3	12	10	2	1	1.0	0	--	--	0	1	1	0	0	--	---	---

ADDITIONAL STATISTICS

Fumble Recovery TD: 11/19/17 at Dal. (37 yards) **Special Teams Tackles:** 28 - 2016 (3); 2015 (1); 2014 (1); 2013 (13); 2012 (10)



CAREER HIGHLIGHTS (Continued)

- Recovered the fumble on a **Derek Barnett** strip-sack of Cowboys QB **Dak Prescott** and returned it 37 yards for his first career TD at Dal. (11/19/17)

2016 - PHILADELPHIA EAGLES (16/16)

- Led Eagles LBs with 99 tackles (67 solo) and a career-high 7 TFL while tying for the team-lead with 2 FFs. Also started a career-high 16 games
- Totaled a career-high 14 tackles vs. NYG (12/22/16)
- Intercepted Bears QB **Jay Cutler** in the third quarter at Chi. (9/19/16). Returned it 28 yards to Chicago's 2-yard line to set up a **Carson Wentz**-to-**Trey Burton** TD

2015 - BUFFALO BILLS (11/11)

- Registered 57 tackles (42 solo), 1.0 sack and 4 PDs

2014 - BUFFALO BILLS (14/14)

- Set career highs in tackles (102) and sacks (2.5)
- Recorded the first INT of his career when he picked off Texans QB **Ryan Fitzpatrick** at Hou. (9/28/14)

CAREER HIGHS

Tackles	14	12/22/16 vs. NYG
Sacks	1.5	9/28/14 at Hou.
INTs	1	2x, last: 9/19/16 at Chi.
PDs	2	4x, last: 12/17/17 at NYG
FFs	1	5x, last: 12/10/17 at LAR
FRs	1	3x, last: 11/19/17 at Dal.

BIRDSEED

Bradham was a consensus five-star prospect and earned *Parade* All-America honors after finishing his career at Wakulla High School with over 430 tackles and 20 sacks.

As a senior in 2007, Bradham earned first-team 3A All-State honors and was named the *Tallahassee Democrat* All-Big Bend Defensive Player of the Year, compiling 145 tackles, 8 sacks and 4 INTs. He was a finalist for the 2008 U.S. Army Player of the Year award and earned a spot in the U.S. Army All-American Bowl.

Bradham graduated from Florida State in December 2011 with a degree in social science.



@NigelBradham_13



@5trey_



2017 GAME-BY-GAME STATISTICS (PHI)

Date	Opp	GP/S	Tot	Solo	Sk	Int	PD	FF	FR	Snap	Pct
Sep 10	at Was	W	1/1	4	3	0.0	0	1	0	63	100%
Sep 17	at KC	L	1/1	4	2	0.0	0	0	0	53	100%
Sep 24	NYG	W	1/1	7	6	0.0	0	0	0	69	100%
Oct 1	at LAC	W	1/1	5	5	0.0	0	0	0	57	100%
Oct 8	Ari	W	1/1	7	7	0.0	0	0	0	45	75%
Oct 12	at Car	W	1/1	10	7	0.0	0	2	0	78	95%
Oct 23	Was	W	1/1	3	3	0.0	0	0	0	64	100%
Oct 29	SF	W	1/1	3	2	0.0	0	1	0	66	100%
Nov 5	Den	W	1/1	5	4	1.0	0	0	0	54	84%
Nov 19	at Dal	W	1/1	6	5	0.0	0	0	1	63	100%
Nov 26	Chi	W	1/1	1	0	0.0	0	0	0	44	80%
Dec 3	at Sea	L	1/1	6	4	0.0	0	0	0	62	100%
Dec 10	at LAR	W	1/1	5	4	0.0	0	2	1	48	100%
Dec 17	at NYG	W	1/1	10	7	0.0	0	2	0	88	100%
Dec 25	Oak	W	1/1	9	8	0.0	0	0	0	69	100%
Dec 31	Dal	L	0/0	INACTIVE							
Totals			15/15	85	67	1.0	0	8	1	923	90%

PLAYOFFS

Jan 13	Atl	W	1/1	3	2	1.0	0	1	0	63	100%
Jan 21	Min	W	1/1	3	3	0.0	0	0	0	67	100%
Feb 4	at NE	W	1/1	6	5	0.0	0	0	0	76	100%
Totals			3/3	12	10	1.0	0	1	0	206	100%

2016 GAME-BY-GAME STATISTICS (PHI)

Date	Opp	GP/S	Tot	Solo	Sk	Int	PD	FF	FR	Snap	Pct
Sep 11	Cle	W	1/1	5	4	0.0	0	0	0	51	100%
Sep 19	at Chi	W	1/1	1	1	0.0	1	1	0	50	96%
Sep 25	Pit	W	1/1	4	4	0.0	0	0	0	56	93%
Oct 9	at Det	L	1/1	6	5	0.0	0	0	1	48	79%
Oct 16	at Was	L	1/1	9	2	0.0	0	1	0	74	100%
Oct 23	Min	W	1/1	8	6	1.0	0	1	0	76	100%
Oct 30	at Dal	L	1/1	7	5	0.0	0	0	0	77	99%
Nov 6	at NYG	L	1/1	7	5	0.0	0	1	0	64	100%
Nov 13	Atl	W	1/1	4	3	0.0	0	1	0	47	94%
Nov 20	at Sea	L	1/1	7	6	0.0	0	0	0	66	99%
Nov 28	GB	L	1/1	11	7	0.0	0	0	0	71	100%
Dec 4	at Cin	L	1/1	5	4	0.0	0	0	1	61	95%
Dec 11	Was	L	1/1	3	2	0.0	0	0	0	47	98%
Dec 18	at Bal	L	1/1	4	3	1.0	0	0	1	57	98%
Dec 22	NYG	W	1/1	14	9	0.0	0	0	0	89	100%
Jan 1	Dal	W	1/1	4	1	0.0	0	0	0	56	100%
Totals			16/16	99	67	2.0	1	5	2	990	97%

CAREER HIGHLIGHTS (Continued)

2013 - BUFFALO BILLS (16/2)

- Finished with 38 tackles (21 solo) and also posted a career-high 13 special teams tackles

2012 - BUFFALO BILLS (16/11)

- Started the final 11 contests of his rookie season and recorded 47 tackles (27 solo), 1 PD and 1 FR

COLLEGE HIGHLIGHTS

- Appeared in 53 games (39 starts) at Florida State. During his four-year career, recorded 306 tackles (189 solo), 21.5 TFL and 9.0 sacks. Led the Seminoles in tackles in three consecutive seasons (2009-11)
- Earned All-ACC honorable mention honors in 2011 and was named the Seminoles' MVP after totaling a team-high 86 tackles with 5 PDs, 2 sacks and 2 INTs
- In 2009, received honorable mention Sophomore All-American honors from *College Football News* after starting 12 games and leading the team with 93 tackles (61 solo)

TRANSACTIONS

2012

Drafted by BUF in 4th round (105th overall)
Signed 4-year contract

7/30/14

Suspended by NFL for 1 game

9/8/14

Activated from reserve/suspended list

3/10/16

Agreed to terms with PHI on 2-year contract

3/14/18

Agreed to terms with PHI on 5-year contract

6/29/18

Suspended by NFL for 1 game





2015 GAME-BY-GAME STATISTICS (BUF)

Date	Opp	GP/S	Tot	Solo	Sk	Int	PD	FF	FR	Snaps	Pct
Sep 13	Ind	W	1/1	8	7	1.0	0	0	0	75	100%
Sep 20	NE	L	1/1	4	2	0.0	0	0	0	86	100%
Sep 27	at Mia	W	1/1	4	4	0.0	0	0	0	76	100%
Oct 4	NYG	L	1/1	8	7	0.0	0	1	0	71	100%
Oct 11	at Ten	W	1/1	6	4	0.0	0	1	0	69	100%
Oct 18	Cin	L	1/1	3	2	0.0	0	1	0	55	90%
Oct 25	at Jax	L	1/1	1	1	0.0	0	1	0	67	100%
Nov 8	Mia	W	1/1	7	4	0.0	0	0	0	69	100%
Nov 12	at NYJ	W	1/1	7	4	0.0	0	0	0	56	95%
Nov 23	at NE	L	1/1	5	3	0.0	0	0	0	67	100%
Nov 29	at KC	L	1/1	4	4	0.0	0	0	0	37	60%
Dec 6	Hou	W	0/0	INACTIVE (ANKLE)							
Dec 13	at Phi	L	0/0	INACTIVE (ANKLE)							
Dec 20	at Was	L	0/0	INACTIVE (ANKLE)							
Dec 27	Dal	W	0/0	INACTIVE (ANKLE)							
Jan 3	at NYJ	W	0/0	INACTIVE (ANKLE)							
Totals			11/11	57	42	1.0	0	4	0	728	67%

2014 GAME-BY-GAME STATISTICS (BUF)

Date	Opp	GP/S	Tot	Solo	Sk	Int	PD	FF	FR	Snaps	Pct
Sep 7	at Chi	W	0/0	SUSPENDED BY NFL							
Sep 14	Mia	W	1/1	7	2	0.0	0	1	0	66	84%
Sep 21	SD	L	1/1	13	4	0.0	0	0	0	60	91%
Sep 28	at Hou	L	1/1	3	2	1.5	1	1	0	27	40%
Oct 5	at Det	W	0/0	INACTIVE (KNEE)							
Oct 12	NE	L	1/1	11	7	0.0	0	0	0	57	80%
Oct 19	Min	W	1/1	7	6	0.0	0	0	0	55	87%
Oct 26	at NYJ	W	1/1	11	10	0.0	0	1	1	79	94%
Nov 9	KC	L	1/1	7	7	0.0	0	0	1	55	92%
Nov 13	at Mia	L	1/1	4	4	0.0	0	0	0	62	93%
Nov 24	NYJ	W	1/1	8	5	0.0	0	1	0	42	72%
Nov 30	Cle	W	1/1	12	9	1.0	0	1	0	64	93%
Dec 7	at Den	L	1/1	6	2	0.0	0	0	0	52	95%
Dec 14	GB	W	1/1	8	4	0.0	0	2	0	63	89%
Dec 21	at Oak	L	1/1	1	0	0.0	0	0	0	67	93%
Dec 28	at NE	W	1/1	4	3	0.0	0	0	0	56	84%
Totals			14/14	102	65	2.5	1	7	2	805	74%

2013 GAME-BY-GAME STATISTICS (BUF)

Date	Opp	GP/S	Tot	Solo	Sk	Int	PD	FF	FR	Snaps	Pct
Sep 8	NE	L	1/0	1	1	0.0	0	0	0	19	21%
Sep 15	Car	W	1/0	1	1	0.0	0	0	0	1	1%
Sep 22	at NYJ	L	1/0	0	0	0.0	0	0	0	3	4%
Sep 29	Bal	W	1/0	1	0	0.0	0	0	0	7	11%
Oct 3	at Cle	L	1/0	0	0	0.0	0	0	0	8	12%
Oct 13	Cin	L	1/0	6	3	0.0	0	0	0	39	45%
Oct 20	at Mia	W	1/0	1	1	0.0	0	0	0	4	6%
Oct 27	at NO	L	1/0	1	0	0.0	0	0	0	20	29%
Nov 3	KC	L	1/0	2	2	0.0	0	0	0	15	26%
Nov 10	at Pit	L	1/0	4	3	0.0	0	0	0	24	35%
Nov 17	NYJ	W	1/0	0	0	0.0	0	0	0	0	0%
Dec 1	Atl	L	1/0	2	0	0.0	0	0	0	21	24%
Dec 8	at TB	L	1/1	6	4	0.0	0	0	0	47	71%
Dec 15	at Jax	W	1/0	1	1	0.0	0	0	0	14	19%
Dec 22	Mia	W	1/0	3	2	0.0	0	0	0	10	19%
Dec 29	at NE	L	1/1	9	3	0.0	0	0	0	53	71%
Totals			16/2	38	21	0.0	0	0	0	285	25%

2012 GAME-BY-GAME STATISTICS (BUF)

Date	Opp	GP/S	Tot	Solo	Sk	Int	PD	FF	FR	Snaps	Pct
Sep 9	at NYJ	L	1/0	0	0	0.0	0	0	0	6	9%
Sep 16	KC	W	1/0	1	0	0.0	0	0	0	24	33%
Sep 23	at Cle	W	1/0	0	0	0.0	0	0	0	0	0%
Sep 30	NE	L	1/0	0	0	0.0	0	0	0	0	0%
Oct 7	at SF	L	1/0	6	6	0.0	0	0	0	39	58%
Oct 14	at Ari	W	1/1	3	2	0.0	0	0	0	31	42%
Oct 21	Ten	L	1/1	4	3	0.0	0	0	0	34	53%
Nov 4	at Hou	L	1/1	6	4	0.0	0	0	0	50	78%
Nov 11	at NE	L	1/1	0	0	0.0	0	0	0	10	14%
Nov 15	Mia	W	1/1	3	2	0.0	0	0	0	24	41%
Nov 25	at Ind	L	1/1	5	2	0.0	0	0	0	29	40%
Dec 2	Jax	W	1/1	2	1	0.0	0	0	0	21	29%
Dec 9	StL	L	1/1	2	0	0.0	0	0	0	26	38%
Dec 16	Sea	L	1/1	4	2	0.0	0	0	0	32	55%
Dec 23	at Mia	L	1/1	0	0	0.0	0	1	0	24	38%
Dec 30	NYJ	W	1/1	11	5	0.0	0	0	1	45	60%
Totals			16/11	47	27	0.0	0	1	0	395	36%



6-5 | 335  **7th Year**

DOB: Aug. 19, 1989 (Age 29)



**Milwaukee,
Wisconsin**

**Riverside University
High School**



Miami (Ohio)

D3b-12 (76th overall)

by Houston

Acquired: FA-Hou-16

THREE STEP DROP

First jersey:

Ray Allen, Milwaukee Bucks

If he could be any superhero:

Deadpool, The Flash, or Wolverine

First job: Worked on the grounds crew in college at Miami. Landscaped and poured concrete

Best players he has faced: Geno Atkins and Ndamukong Suh

Hobbies: Golfing and reading


Favorite Halloween costume: The Black Ranger from Power Rangers

Three favorite throwback jerseys:

**Reggie White, Philadelphia Eagles;
Satchel Paige; George Gervin**

**Favorite Philadelphia restaurant:
Ralph's Italian Restaurant**

Favorite books: Zero to One by Peter Thiel, Outliers by Malcolm Gladwell, and The Road to Character by David Brooks



One of the top offensive guards in the NFL, **Brandon Brooks** was named to his first career Pro Bowl in 2017. Originally selected by the Texans in the 3rd round (76th overall) of the 2012 NFL Draft, Brooks signed a 5-year contract with the Eagles during the 2016 offseason.

CAREER HIGHLIGHTS

- Earned his first career **Pro Bowl** nod after playing an integral role on the Eagles' **Super Bowl LII**-winning offensive line. In 2017, helped the team rank 3rd in the NFL in offensive points (414, tied) and rushing offense (132.2) and 7th in total offense (365.8)
- Started 14 games at right guard in his first season with the Eagles in 2016
- In 2015, started 14 games for Houston, opening 13 contests at right guard and 1 at left guard. Also started the Texans' Wild Card game vs. KC (1/9/16)
- Opened 15 games for the Texans at right guard in 2014 and paved the way for the Texans ground game to accumulate 2,161 yards, the 2nd-most rushing yards in a single season in franchise history and the 5th-highest total in the NFL that season. Was part of an offensive line that surrendered just 26 sacks, marking the 4th-best total in the NFL
- Became a full-time starter in 2013 and opened 15 contests for the Texans at right guard

COLLEGE HIGHLIGHTS

- Started 41 of the 45 games he played for the Miami University (Ohio) RedHawks and was a three-time All-Mid-American Conference second-team selection
- Registered 287 knockdowns and 47 touchdown-resulting blocks, including 35 touchdown-resulting blocks on the RedHawks' 40 rushing touchdowns during his career



COMMENCEMENT SPEECH

In May 2018, Brooks returned to his alma mater at Miami (Ohio) to deliver a commencement speech to a graduating class of more than 4,000 students. His inspirational speech highlighted his battle with anxiety and also touched on the importance of having a positive outlook on life.

"I am proud of a number of accomplishments I achieved this year - Pro Bowl, Super Bowl - but I am especially proud of defeating the anxiety that has affected me in the past. Truth be told - today I'm feeling a little anxious, but I've learned through therapy to not worry or care about making a mistake. Why? Because the best thing about life is that it goes on."



@bbrooks_79

HOMETOWN PRIDE

An avid fan of Wisconsin sports, Brooks' favorite teams growing up were the Green Bay Packers, Milwaukee Brewers and Milwaukee Bucks. His favorite athletes as a kid were Ray Allen, Sam Cassell, Brett Favre, Ahman Green and Glenn Robinson. The first jersey he ever owned was a Ray Allen Bucks jersey. If he could play another professional sport, he would want to be a pitcher for the Brewers.

AN EARLY INFLUENCE

Brooks took up football at the age of 12 when he played tight end and middle linebacker for the Riverside Tigers. He cites his former neighbor, Jarrod Johnson, as the biggest influence on his football career. Johnson, a former offensive lineman himself, played with the San Diego Chargers, the Pittsburgh Steelers and the Sacramento Surge of the World League. The two still talk to this day.

BIRDSEED

Brooks attended Riverside University (Milwaukee, WI) HS, where he played both offense and defense. Brooks was named a two-time team MVP and served as a captain as a senior, leading the team to an 11-2 record and an appearance in the state playoffs. He also played basketball and baseball for the Tigers and threw the shotput.

Brooks is the son of Dorothy and Robert Brooks. He earned his degree in psychology from Miami University (Ohio).

COLLEGE HIGHLIGHTS (Continued)

- Made the switch to right guard for his senior season (2011) and started all 12 games, earning an appearance in the East-West Shrine Game
- Missed the beginning of his junior season (2010) with an injury, but returned to start two games at left tackle and four games at left guard, helping the RedHawks go 6-0 in those contests. Despite the injury, earned All-MAC second-team honors for a second-consecutive season
- As a sophomore in 2009, earned second-team All-MAC honors after starting 12 games at left tackle and registering 12 touchdown-resulting blocks
- Was named the RedHawks Freshman of the Year as a redshirt freshman in 2008 after he started all 12 games at left guard and recorded 70 knockdowns

TRANSACTIONS

- 2012** Drafted by HOU in 3rd round (76th overall)
Signed 4-year contract
- 3/9/16** Agreed to terms with PHI on a 5-year contract

CAREER STATISTICS

			STARTS		OFF SNAPS	
Year	Team	GP/S	LG	RG	No	Pct
2012	Houston	6/0	0	0	110	10%
2013	Houston	15/15	0	15	1043	93%
2014	Houston	15/15	0	15	985	89%
2015	Houston	14/14	1	13	981	83%
2016	Philadelphia	14/14	0	14	991	87%
2017	Philadelphia	16/16	0	16	1077	95%
Totals		80/74	1	73	---	---
PLAYOFFS						
2012	Houston	2/0	0	0	63	40%
2015	Houston	1/1	0	1	64	100%
2017	Philadelphia	3/3	0	3	207	100%
Totals		6/4	0	4	---	---



5-8 | 190  **1st Year**

DOB: April 10, 1993 (Age 25)

**Fremont,
California**

**Washington
High School**



Sacramento State
UDFA ('15) by Baltimore
Acquired: FA-18



DeAndre Carter was signed by the Eagles during training camp in 2018. Originally signed by Baltimore as an undrafted free agent in 2015, he has previously spent time with the Ravens, Raiders, Patriots and 49ers. Carter played at Sacramento State, where he produced the most receiving TDs (35) by a Hornet since 1996.

MOST RECEIVING TDS SACRAMENTO STATE SINCE 1996

DeAndre Carter	35
Fred Amey	27
Morris Norriss	19
Lamont Webb	16

In 2014, Carter led the Big Sky Conference in receiving TDs (17) and ranked 2nd in receptions (99) and receiving yards (1,321).

TRANSACTIONS

2015	Signed by BAL as UDFA
8/31/15	Waived by BAL
9/16/15	Signed by OAK to practice squad
12/1/15	Released from OAK practice squad
12/15/15	Signed by NE to practice squad
1/12/16	Released from NE practice squad
1/13/16	Signed by NE to practice squad
1/25/16	Re-signed by NE
9/3/16	Waived by NE
2/24/17	Signed by SF to a 2-year contract
9/2/17	Waived by SF
9/3/17	Signed by SF to practice squad
1/2/18	Signed to SF active roster
5/15/18	Waived by SF
7/28/18	Signed by PHI to 1-year contract

COLLEGE HIGHLIGHTS

- Earned first-team All-Big Sky honors his senior season following his senior season in 2014, the only player unanimously chosen. Also garnered all-conference accolades as a junior in 2013.
- Named to the AP All-America second-team in 2014 and played in the NFLPA All-Star game
- Led the Big Sky in 2014 in receiving TDs (17), and ranked 2nd in receptions (99), receiving yards (1,321), and receiving yards per game (110.1)
- Led the Big Sky in 2013 in receiving TDs (14), and led the Hornets in receiving yards (934), yards per catch (14.6) and receiving yards per game (84.9)
- Set Sacramento State single-game records in receptions (16) and receiving yards (273) against Southern Utah, earning both FCS and Big Sky Player of the Week honors

RB COREY CLEMENT 30

5-10 | 220  **2nd Year**

DOB: Nov. 2, 1994 (Age 23)

**Glassboro,
New Jersey**

**Glassboro
High School**



Wisconsin
UDFA ('17) by Philadelphia



2017

Corey Clement (pronounced CLEM-int) was the only undrafted rookie to make the Eagles opening day roster in 2017. Clement led the Eagles with 4 rushing TDs and added 2 receiving TDs, marking the most offensive TDs (6) by an Eagles rookie RB since 1953. He also posted a team-high 100 receiving yards and 1 TD in **Super Bowl LII**.

MOST OFFENSIVE TDs

ALL-TIME EAGLES ROOKIE RBs

Mel Bleeker (1944)	8
Don Johnson (1953)	7
Steve Van Buren (1944)	7
Corey Clement (2017)	6
Hal Giancanelli (1953)	6
Bob Thurbon (1943)	6

UNDRAFTED ROOKIE RBs SINCE 2008

Isaiah Crowell (2014)	8
Robert Kelley (2016)	7
Corey Clement (2017)	6
LeGarrette Blount (2010)	6
Javarris James (2010)	6

MOST SUPER BOWL RECEIVING YARDS

NFL ROOKIE HISTORY

109	Chris Matthews (XLIX)
109	Torry Holt (XXXIV)
107	Cris Collinsworth (XVI)
100	Corey Clement (LII)

THREE STEP DROP

Prized possession: His college degree

Desired talent:

Ability to sing like Bruno Mars

Surprisingly good at: Making breakfast

If he could play another sport, what position: NBA point guard

Player he models his game after: Le'Veon Bell

Favorite athletes growing up: Marshall Faulk, Derek Fisher, Steve Nash, Barry Sanders

Favorite TV show: Friends

CAREER HIGHLIGHTS

- Recorded a career-high 100 receiving yards in **Super Bowl LII**, including a 22-yard TD reception. Became just the fourth rookie in NFL history to produce 100+ receiving yards in the Super Bowl, joining **Chris Matthews** (109 - XLIX with Seattle), **Torry Holt** (109 - XXXIV with St. Louis) and **Cris Collinsworth** (107 - XVI with Cincinnati)
- Fielded the snap on one of most memorable trick plays in NFL history in **Super Bowl LII**, known as the "Philly Special," when **Nick Foles** caught a TD from **Trey Burton** on fourth down
- His 6 TDs (including a team-high 4 rushing TDs) in the 2017 regular season tied for the 4th-most ever by an Eagles rookie RB, trailing only **Mel Bleeker** in 1944 (8), **Don Johnson** in 1953 (7) and **Steve Van Buren** in 1944 (7)



CAREER STATISTICS

			RUSHING					RECEIVING					OFF SNAPS			KICK RETURNS					ST
Year	Team	GP/S	Att	Yds	Avg	Lg	TD	Rec	Yds	Avg	Lg	TD	TYS	No	Pct	Ret	Yds	Avg	Lg	TD	T
2017	Philadelphia	16/0	74	321	4.3	28	4	10	123	12.3	28	2	444	256	23%	2	49	24.5	35	0	10
Totals		16/0	74	321	4.3	28	4	10	123	12.3	28	2	444	---	---	2	49	24.5	35	0	10

PLAYOFFS

2017	Philadelphia	3/0	6	33	5.5	14	0	10	139	13.9	55	1	172	61	29%	2	47	23.5	25	0	0
Totals		3/0	6	33	5.5	14	0	10	139	13.9	55	1	172	---	---	2	47	23.5	25	0	0

ADDITIONAL STATISTICS

Fumbles/Lost: 0/0 **2-Point Conversions:** 1 rushing at Dal. (11/19/17)



CAREER HIGHLIGHTS (Continued)

2017 - PHILADELPHIA EAGLES (16/0, 3/0)

- Recorded a career-high 100 receiving yards in **Super Bowl LII** at NE (2/4/18), including a 22-yard TD reception. Became just the fourth rookie in NFL history to produce 100+ receiving yards in the Super Bowl, joining **Chris Matthews** (109 - XLIX with Seattle), **Torry Holt** (109 - XXXIV with St. Louis) and **Cris Collinsworth** (107 - XVI with Cincinnati)
- Registered a career-long 55-yard reception in **Super Bowl LII**, which marked the longest reception by a RB in the Super Bowl since **Kenny King's** 80-yard receiving TD vs. Philadelphia with Oakland in Super Bowl XV
- Fielded the snap on one of most memorable trick plays in NFL history in **Super Bowl LII**, known as the "Philly Special," when **Nick Foles** caught a TD from **Trey Burton** on fourth down
- Totaled a career-high 5 receptions in the Divisional Playoff win vs. Atl. (1/13/18). Became the first Eagles rookie with 5+ receptions in a playoff game since **Jeremy Maclin** (7) on 1/9/10 at Dallas
- His 6 TDs (including a team-high 4 rushing TDs) in the regular season tied for the 4th-most ever by an Eagles rookie RB, trailing only **Mel Bleeker** in 1944 (8), **Don Johnson** in 1953 (7) and **Steve Van Buren** in 1944 (7)
- Ranked 2nd on the team with 10 special teams tackles

CAREER HIGHS

Rush Attempts	12	11/5/17 vs. Den.
Rushing Yards	54	10/29/17 vs. SF
Rushing Long	28	11/5/17 vs. Den.
Rushing TDs	2	11/5/17 vs. Den.
Receptions	5	1/13/18 vs. Atl. (Div.)
Receiving Yards	100	2/4/18 at NE (SB)
Receiving Long	55	2/4/18 at NE (SB)
Receiving TDs	1	3x, last: 2/4/18 at NE (SB)
Scrimmage Yards	108	2/4/18 at NE (SB)
Offensive TDs	3	11/5/17 vs. Den.
Kick Returns	1	4x, last: 2/4/18 at NE (SB)
Kick Return Yards	35	9/24/17 vs. NYG
Kick Return Long	35	9/24/17 vs. NYG

BIRDSEED

Clement prepped at Glassboro HS (Glassboro, NJ), where he was coached by Mark Maccarone. He was selected to the Semper Fidelis All-American Bowl after finishing his high school career with an outstanding 6,245 rushing yards, 34 rushing TDs and 90 total TDs.

Clement, who set the New Jersey state record with 479 yards against Gloucester City, earned first-team all-state honors after rushing for 2,323 yards and 33 TDs while also recording 47 tackles and 8.0 sacks as a senior. He also ran for 2,510 yards and 36 total TDs as a junior and tallied 1,205 rushing yards and 15 TDs as a sophomore.

Clement is the son of Latanya and Steve Clement. He majored in life sciences communication at the University of Wisconsin and interned at Merrill Lynch during the summer of 2016.



@CoreyClement_6



@yeroc_



2017 GAME-BY-GAME STATISTICS (PHILADELPHIA)

				RUSHING					RECEIVING					SNAPS			KICK RETURNS				
Date	Opp		GP/S	Att	Yds	Avg	Lg	TD	Rec	Yds	Avg	Lg	TD	TYS	No	Pct	Ret	Yds	Avg	Lg	TD
Sep 10	at Was	W	1/0	0	0	---	--	0	0	0	---	--	0	0	0	0%	0	0	---	--	0
Sep 17	at KC	L	1/0	0	0	---	--	0	0	0	---	--	0	0	1	1%	0	0	---	--	0
Sep 24	NYG	W	1/0	6	22	3.7	15t	1	0	0	---	--	0	22	8	4%	1	35	35.0	35	0
Oct 1	at LAC	W	1/0	10	30	3.0	10	0	0	0	---	--	0	30	19	24%	0	0	---	--	0
Oct 8	Ari	W	1/0	7	17	2.4	6	0	1	22	22.0	22	0	39	23	34%	0	0	---	--	0
Oct 12	at Car	W	1/0	2	2	1.0	3	0	0	0	---	--	0	2	10	16%	0	0	---	--	0
Oct 23	Was	W	1/0	1	6	6.0	6	0	1	9	9.0	9t	1	15	12	18%	0	0	---	--	0
Oct 29	SF	W	1/0	10	54	5.4	22	0	0	0	---	--	0	54	19	27%	0	0	---	--	0
Nov 5	Den	W	1/0	12	51	4.3	28	2	1	15	15.0	15t	1	66	28	41%	0	0	---	--	0
Nov 19	at Dal	W	1/0	6	50	8.3	17	1	0	0	---	--	0	50	19	30%	0	0	---	--	0
Nov 26	Chi	W	1/0	4	27	6.8	9	0	1	12	12.0	12	0	39	15	19%	0	0	---	--	0
Dec 3	at Sea	L	1/0	3	7	2.3	8	0	3	30	10.0	23	0	37	28	37%	0	0	---	--	0
Dec 10	at LAR	W	1/0	6	24	4.0	11	0	1	28	28.0	28	0	52	27	30%	0	0	---	--	0
Dec 17	at NYG	W	1/0	4	17	4.3	10	0	1	1	1.0	1	0	18	10	15%	1	14	14.0	14	0
Dec 25	Oak	W	1/0	2	14	7.0	12	0	1	6	6.0	6	0	20	27	40%	0	0	---	--	0
Dec 31	Dal	L	1/0	1	0	0.0	0	0	0	0	---	--	0	0	11	19%	0	0	---	--	0
Totals			16/0	74	321	4.3	28	4	10	123	13.0	28	2	444	256	23%	2	49	24.5	35	0

PLAYOFFS

Date	Opp		GP/S	Att	Yds	Avg	Lg	TD	Rec	Yds	Avg	Lg	TD	TYS	No	Pct	Ret	Yds	Avg	Lg	TD
Jan 13	Atl	W	1/0	1	5	5.0	5	0	5	31	6.2	11	0	36	16	24%	1	22	22.0	22	0
Jan 21	Min	W	1/0	2	20	10.0	14	0	1	8	8.0	8	0	28	21	32%	0	0	---	--	0
Feb 4	at NE	W	1/0	3	8	2.7	6	0	4	100	25.0	55	1	108	24	32%	1	25	25.0	25	0
Totals			3/0	6	33	5.5	14	0	10	139	13.9	55	1	172	61	29%	2	47	23.5	25	0



MULTI-TOUCHDOWN GAMES (1)

Date	Opponent	Tot	Rush	Rec
11/5/17	vs. Denver (W, 51-23)	3	2	1

100+ YARD RECEIVING GAMES (1)

Date	Opponent	Yds	Rec	TDs
2/4/18	at New England (SB) (W, 41-33)	100	4	1

CAREER HIGHLIGHTS (Continued)

- Tacked on the first 2-point conversion of his career after scoring his 6th TD of the season (4th rushing) on the opening drive of the second half at Dal. (11/19/17)
- Produced a career-high 3 TDs (2 rushing, 1 receiving) vs. Den. (11/5/17). Became the first Eagle to record 2+ rushing TDs and 1+ receiving TD in a game since **Brian Westbrook** on 11/27/08 vs. Arizona and the first Eagles rookie to do so since **Don Johnson** on 11/15/53 at Baltimore
- Led the team with a career-high 54 yards vs. SF (10/29/17)
- Made an acrobatic catch to record his first career receiving TD on a 9-yard pass from **Carson Wentz** in the third quarter vs. Was. (10/23/17)
- Registered his first career TD on a 15-yard run that tied the game, 21-21, with less than 6 minutes remaining in regulation vs. NYG (9/24/17)

COLLEGE HIGHLIGHTS

- A member of the winningest senior class in Wisconsin history (41-13, .759). Rushed for 3,092 yards and 36 TDs on 576 attempts (5.4 avg.) while adding 29 catches for 279 yards and 2 TDs in 43 career games (15 starts)



COLLEGE HIGHLIGHTS (Continued)

- Finished 8th in school history in career rushing average and 9th in career rushing TDs
- Earned first-team All-Big Ten honors from the league's coaches after recording career highs with 314 carries for 1,375 yards (4.3 avg.) and 15 TDs in 13 games (all starts) as a senior in 2016. Tallied eight 100+ yard rushing games, including five straight to end the season. Rushed for a career-high-tying 164 yards vs. Ohio State (10/15/16) and vs. Penn State (12/3/16)
- Played in all 14 games (one start) as a sophomore in 2014, rushing 147 times for 949 yards (6.5 avg.) and 9 TDs. Combined with **Melvin Gordon** (2,587 yards) to set the single-season FBS record for rushing yards by teammates at 3,536 yards (breaking the record of 3,053 set by Gordon and **James White** in 2013). Registered a career-high 164 yards vs. Illinois (11/11/14)

TRANSACTIONS

2017 Signed by PHI as undrafted free agent



6-4 | 310  **7th Year**
DOB: Dec. 13, 1990 (Age 27)

**Yazoo City,
Mississippi**



**Yazoo City
High School**



Mississippi State
D1-12 (12th overall)
by Philadelphia

MOST SACKS

EAGLES PLAYERS IN 2017

9.5	Brandon Graham
5.5	Fletcher Cox
5.0	Several players tied

THREE STEP DROP

**Favorite meal: Mom's baked beans,
mac and cheese, grilled chicken
and pork chops**

**Best player he has ever faced:
Cowboys T Tyron Smith**

**If he could play another sport,
what position: First baseman,
New York Yankees**

**First jersey owned: LaDanian
Tomlinson, San Diego Chargers**

**Three favorite throwback jerseys:
Michael Jordan, Chicago Bulls;
Ronnie Lott, San Francisco 49ers;
Ken Griffey Jr., Cincinnati Reds**



2017

One of the NFL's best defensive players, **Fletcher Cox** was originally selected by Philadelphia with the 12th-overall pick in the 2012 NFL Draft, which the Eagles traded up three spots to move into. A three-time Pro Bowler and three-time second-team All-Pro honoree, Cox ranks 2nd among all-time Eagles interior DL with 34.0 career sacks, trailing only **Andy Harmon** (39.5, 1991-97).

AP	AP	AP			
2014	2015	2017	2016	2017	2018

CAREER SACKS

ALL-TIME EAGLES INTERIOR DL



ANDY HARMON
39.5



FLETCHER COX
34.0



KEN CLARKE
32.5



COREY SIMON
32.0

CAREER HIGHLIGHTS

- Named to the **Pro Bowl** following the 2015, 2016 and 2017 seasons. His three Pro Bowl nods are tied with **Charlie Johnson** (1980-82) and **Floyd Peters** (1965, 1967-68) for the most ever by an Eagles DT
- Voted second-team **All-Pro** by the *Associated Press* in 2014, 2015 and 2017
- Ranks 2nd among all-time Eagles interior DL with 34.0 career sacks, trailing only **Andy Harmon** (39.5, 1991-97)
- Posted a team-high-tying 13 QB pressures and hits along with 1.0 sack and a team-leading 2 TFL during the Eagles' **Super Bowl LII**-winning postseason run



CAREER STATISTICS

Year	Team	GP/S	TACKLES					PASS DEFENSE						FUMBLES			DEF SNAPS	
			Total	Solo	Asst	TFL	Sacks	Int	Yds	Lg	TD	PD	QPH	FF	FR	Yds	No	Pct
2012	Philadelphia	15/9	65	46	19	7	5.5	0	0	--	0	2	24	0	0	0	509	49%
2013	Philadelphia	16/16	66	44	22	1	3.0	0	0	--	0	3	21	0	1	3	882	73%
2014	Philadelphia	16/16	70	59	11	7	4.0	0	0	--	0	0	14	1	3	21	921	80%
2015	Philadelphia	16/16	104	80	24	16.5	9.5	0	0	--	0	0	32	3	2	0	983	81%
2016	Philadelphia	16/16	53	34	19	10	6.5	0	0	--	0	4	21	1	1	0	773	76%
2017	Philadelphia	14/14	35	23	12	4	5.5	0	0	--	0	3	34	1	2	20	608	59%
Totals		93/87	393	286	107	45.5	34.0	0	0	--	0	12	146	6	9	44	---	---

PLAYOFFS

2013	Philadelphia	1/1	3	3	0	0	0.0	0	0	--	0	0	0	0	0	0	61	85%
2017	Philadelphia	3/3	13	10	3	2	1.0	0	0	--	0	0	13	0	0	0	178	86%
Totals		4/4	16	13	3	2	1.0	0	0	--	0	0	13	0	0	0	---	---

ADDITIONAL STATISTICS

Fumble Recovery TDs: 2 - 9/10/17 at Washington (20 yards); 9/7/14 at Jacksonville (17 yards)

CAREER HIGHS

Tackles	13	12/7/14 vs. Sea.
Sacks	3.0	10/11/15 vs. NO
INTs	--	---
PDs	2	10/12/17 at Car.
FFs	2	10/11/15 vs. NO
FRs	1	9x, last: 12/25/17 vs. Oak.

CAREER HIGHLIGHTS (Continued)

2017 - PHILADELPHIA EAGLES (14/14, 3/3)

- Was named to his third consecutive **Pro Bowl** and earned second-team **All-Pro** honors from the *Associated Press*
- Posted a team-high-tying 13 QB pressures and hits along with 1.0 sack and a team-leading 2 TFL during the Eagles' **Super Bowl LII**-winning postseason run
- Totaled a team-high 8 QB pressures and hits in **Super Bowl LII** at NE (2/4/18)
- Recorded a season-high 7 tackles, including 2 TFL, and notched a sack of Falcons QB **Matt Ryan** in the team's Divisional Playoff win vs. Atl. (1/13/18)
- Recovered a forced fumble by **Vinny Curry** in the third quarter to set up a game-tying 35-yard FG by **Jake Elliott** in the 19-10 victory vs. Oak. (12/25/17)
- Made an impact play to preserve a 31-29 lead late in the third quarter at NYG (12/17/17) when he sacked Giants QB **Eli Manning** on a 2-point conversion attempt
- Provided a boost to the Eagles defense at Car. (10/12/17) after missing 2 games due to a calf injury. With Carolina leading, 10-3, in the second quarter, bulled Panthers G **Trai Turner** into QB **Cam Newton** to force an errant pass that was intercepted by **Rasul Douglas** inside the CAR 20. The turnover led to an Eagles TD that tied the game, 10-10. Philadelphia never trailed again following the score. Also recorded a half-sack of Newton at the end of the first half to push Carolina out of FG range
- Sealed the victory for Philadelphia in the season opener at Was. (9/10/17) when he grabbed a fourth-quarter fumble and returned it 20 yards for his second career TD. Also strip-sacked Redskins QB **Kirk Cousins** in the first quarter. Became the first Eagle to post a sack, FF and TD in a single game since **Chris Clemons** on 12/28/08 vs. Dallas



THE MECHANIC

One of Cox's passions off the field is fixing up old cars. In fact, he believes he'd most likely work as a mechanic if he wasn't playing football. "I didn't have much of a choice. It runs in the family," said Cox, who now has his own drag racing team using a 1991 Ford Mustang drag radial, which is driven by Shawn Ayers. The team competes in professional events around the country.



@fcoxx_91



@fcoxx_91



2017 GAME-BY-GAME STATISTICS (PHI)

Date	Opp		GP/S	Tot	Solo	Sk	Int	PD	FF	FR	Snaps	Pct
Sep 10	at Was	W	1/1	1	1	1.0	0	0	1	1	43	68%
Sep 17	at KC	L	1/1	3	2	1.0	0	0	0	0	44	83%
Sep 24	NYG	W	1/1	1	1	0.0	0	0	0	0	17	25%
Oct 1	at LAC	W	0/0	INACTIVE (CALF)								
Oct 8	Ari	W	0/0	INACTIVE (CALF)								
Oct 12	at Car	W	1/1	2	0	0.5	0	2	0	0	65	79%
Oct 23	Was	W	1/1	1	1	1.0	0	0	0	0	51	80%
Oct 29	SF	W	1/1	4	1	1.0	0	1	0	0	45	68%
Nov 5	Den	W	1/1	2	2	0.0	0	0	0	0	39	61%
Nov 19	at Dal	W	1/1	3	3	0.0	0	0	0	0	46	73%
Nov 26	Chi	W	1/1	3	3	1.0	0	0	0	0	35	64%
Dec 3	at Sea	L	1/1	4	2	0.0	0	0	0	0	51	82%
Dec 10	at LAR	W	1/1	5	3	0.0	0	0	0	0	37	77%
Dec 17	at NYG	W	1/1	2	1	0.0	0	0	0	0	70	80%
Dec 25	Oak	W	1/1	4	3	0.0	0	0	0	1	62	90%
Dec 31	Dal	L	1/1	0	0	0.0	0	0	0	0	3	4%
Totals			14/14	35	23	5.5	0	3	1	2	608	59%

PLAYOFFS

Jan 13	Atl	W	1/1	7	6	1.0	0	0	0	0	57	90%
Jan 21	Min	W	1/1	4	3	0.0	0	0	0	0	53	79%
Feb 4	at NE	W	1/1	2	1	0.0	0	0	0	0	68	90%
Totals			3/3	13	10	1.0	0	0	0	0	178	86%

MULTI-SACK GAMES (5)

Date	Opponent	TDs
10/11/15	vs. New Orleans Saints (W, 39-17)	3.0
9/25/16	vs. Pittsburgh Steelers (W, 34-3)	2.0
12/26/15	vs. Washington Redskins (L, 24-38)	2.0
12/11/16	vs. Washington Redskins (L, 22-27)	1.5
12/13/12	vs. Cincinnati Bengals (L, 13-34)	1.5

SMALL TOWN ROOTS

Cox grew up in the small town of Yazoo, MS, which has a population of less than 30,000 people.

Cox's graduating class was just 100 students.

HIGH SCHOOL STANDOUT

Cox attended Yazoo City HS (Yazoo, MS), where he recorded 104 tackles, 10 sacks, 1 INT and 1 FR as a senior. Cox notched 103 tackles, 11 sacks and 2 INTs (one of which he returned for a TD) during his junior season. He also played basketball and participated in track in the second leg of the 4 x 100 meter team.

2016 GAME-BY-GAME STATISTICS (PHI)

Date	Opp		GP/S	Tot	Solo	Sk	Int	PD	FF	FR	Snap	Pct
Sep 11	Cle	W	1/1	4	4	1.0	0	0	0	0	38	73%
Sep 19	at Chi	W	1/1	2	2	0.0	0	0	0	0	42	81%
Sep 25	Pit	W	1/1	8	6	2.0	0	0	1	0	41	68%
Oct 9	at Det	L	1/1	2	2	1.0	0	0	0	0	53	87%
Oct 16	at Was	L	1/1	0	0	0.0	0	0	0	0	55	74%
Oct 23	Min	W	1/1	5	2	0.0	0	0	0	0	54	71%
Oct 30	at Dal	L	1/1	5	3	0.0	0	0	0	0	64	82%
Nov 6	at NYG	L	1/1	5	3	0.0	0	1	0	0	50	78%
Nov 13	Atl	W	1/1	1	0	0.0	0	0	0	0	41	82%
Nov 20	at Sea	L	1/1	4	2	0.0	0	1	0	0	45	67%
Nov 28	GB	L	1/1	2	0	0.0	0	0	0	0	57	80%
Dec 4	at Cin	L	1/1	3	2	0.0	0	1	0	0	47	73%
Dec 11	Was	L	1/1	4	3	1.5	0	0	0	0	34	71%
Dec 18	at Bal	L	1/1	2	1	1.0	0	0	0	1	46	79%
Dec 22	NYG	W	1/1	3	1	0.0	0	1	0	0	66	74%
Jan 1	Dal	W	1/1	3	3	0.0	0	0	0	0	40	71%
Totals			16/16	53	34	6.5	0	4	1	1	773	76%

CAREER HIGHLIGHTS (Continued)

2016 - PHILADELPHIA EAGLES (16/16)

- Voted to the **Pro Bowl** for the second time in his career after tying for the 5th-most sacks (6.5) by an NFL DT, trailing only **Geno Atkins** (9.0), **Aaron Donald** (8.0), **Gerald McCoy** (7.0) and **Leonard Williams** (7.0)
- Posted 1.5 sacks of Redskins **Cousins** vs. Was. (12/11/16), marking his fifth-career multi-sack game
- Named **NFC Defensive Player of the Month** for September 2016 after totaling 3.0 sacks and 1 FF in three contests
- Sacked Steelers QB **Ben Roethlisberger** twice and forced him to fumble once (recovered by **Brandon Graham**) as part of an 8-tackle effort vs. Pit. (9/25/16)
- With a sack of Browns QB **Robert Griffin III** vs. Cle. (9/11/16), became the ninth player since 1982 to record a sack on opening day in at least four of his first five NFL seasons

2015 - PHILADELPHIA EAGLES (16/16)

- Produced career highs with 104 tackles (80 solo), 9.5 sacks and 3 FFs en route to his first-career **Pro Bowl** selection. His 9.5 sacks were the most by an Eagles interior defensive lineman since **Corey Simon** (9.5) in 2000. Also named **second-team All-Pro** by the *Associated Press* for a second straight season
- Posted 2.0 sacks among 9 tackles vs. Was. (12/26/15)
- Earned his first-career **NFC Defensive Player of the Week** honors vs. NO (10/11/15) as he became the first Eagle ever and first NFL player since 2007 to record 3.0 sacks, 2 FFs and 1 FR in a single game. His 3.0 sacks were a career high and his 2 FFs resulted in 9 points



2015 GAME-BY-GAME STATISTICS (PHI)

Date	Opp	GP/S	Tot	Solo	Sk	Int	PD	FF	FR	Snaps	Pct
Sep 14	at Atl	L	1/1	4	3	1.0	0	0	0	69	90%
Sep 20	Dal	L	1/1	7	5	0.0	0	0	0	68	80%
Sep 27	at NYJ	W	1/1	5	2	0.0	0	0	0	62	78%
Oct 4	at Was	L	1/1	7	4	0.0	0	0	0	73	87%
Oct 11	NO	W	1/1	9	9	3.0	0	0	2	46	67%
Oct 19	NYG	W	1/1	6	4	1.0	0	0	1	56	82%
Oct 25	at Car	L	1/1	4	3	0.0	0	0	0	52	85%
Nov 8	at Dal	W	1/1	5	3	0.0	0	0	0	65	83%
Nov 15	Mia	L	1/1	7	4	0.5	0	0	0	59	88%
Nov 22	TB	L	1/1	8	5	0.0	0	0	0	59	76%
Nov 26	at Det	L	1/1	8	8	0.0	0	0	0	52	72%
Dec 6	at NE	W	1/1	2	2	0.0	0	0	0	66	74%
Dec 13	Buf	W	1/1	8	8	1.0	0	0	0	60	81%
Dec 20	Ari	L	1/1	7	6	1.0	0	0	0	59	78%
Dec 26	Was	L	1/1	9	8	2.0	0	0	0	64	85%
Jan 3	at NYG	W	1/1	8	6	0.0	0	0	0	73	87%
Totals			16/16	104	80	9.5	0	0	3	983	81%

2014 GAME-BY-GAME STATISTICS (PHI)

Date	Opp	GP/S	Tot	Solo	Sk	Int	PD	FF	FR	Snaps	Pct
Sep 7	Jax	W	1/1	5	5	0.0	0	0	0	52	71%
Sep 15	at Ind	W	1/1	4	4	0.0	0	0	1	61	85%
Sep 21	Was	W	1/1	4	3	0.0	0	0	0	65	83%
Sep 28	at SF	L	1/1	6	6	0.0	0	0	0	64	77%
Oct 5	StL	W	1/1	2	2	0.0	0	0	0	58	78%
Oct 12	NYG	W	1/1	6	5	0.0	0	0	0	41	64%
Oct 26	at Ari	L	1/1	1	1	0.0	0	0	0	62	89%
Nov 2	at Hou	W	1/1	2	1	0.0	0	0	0	50	83%
Nov 10	Car	W	1/1	6	3	1.0	0	0	0	52	63%
Nov 16	at GB	L	1/1	4	4	0.0	0	0	0	55	81%
Nov 23	Ten	W	1/1	1	1	1.0	0	0	0	42	62%
Nov 27	at Dal	W	1/1	3	3	1.0	0	0	0	45	74%
Dec 7	Sea	L	1/1	13	11	0.0	0	0	0	73	85%
Dec 14	Dal	L	1/1	4	2	0.0	0	0	0	77	94%
Dec 20	at Was	L	1/1	4	3	1.0	0	0	0	53	93%
Dec 28	at NYG	W	1/1	5	5	0.0	0	0	0	71	89%
Totals			16/16	70	59	4.0	0	0	1	921	80%



BIGGEST INFLUENCES

Cox claims the biggest influence on his life and career is his late older brother, Shaddrick, who passed away during the 2015 offseason. Said Cox, "He was my father figure. I always looked up to him, especially for decision making. He always taught me about doing the right things and being successful in life. I try to emulate him every day. He taught me my love for cars."

Cox also credits his high school guidance counselor, Christie Cater, and his late high school position coach, Kyle Wallace, for his success. "Coach Wallace picked me up every day for summer workouts. He pushed me to my limits."

BIRDSEED

Cox is the son of Melissa Cox, who works at a Nissan dealership. He has two sisters, Fantasia and Nakeia, and an older brother, Shaddrick, who passed away during the 2015 offseason. Cox owns two pitbulls named Debow and Nina.

CAREER HIGHLIGHTS (Continued)

2014 - PHILADELPHIA EAGLES (16/16)

- Earned second-team **All-Pro** honors from the *Associated Press* and all-NFC honors from the PFWA
- Totaled a career-high 13 tackles (11 solo) vs. Sea. (12/7/14)
- Scored the first TD of his career on a 17-yard fumble return, sealing a victory vs. Jax. (9/7/14)

2013 - PHILADELPHIA EAGLES (16/16, 1/1)

- Finished the 2013 season with 66 tackles (44 solo) and led the team with 21 hurries

2012 - PHILADELPHIA EAGLES (15/9)

- Named to PFWA's **All-Rookie** team after tying for the team lead with 5.5 sacks. Also tied for the 3rd-most sacks ever by an Eagles rookie, trailing only **Corey Simon** (9.5 in 2000) and **Derrick Burgess** (6.0 in 2001)
- Tallied 4.5 sacks in his last seven games, including 1.5 sacks of Bengals QB **Andy Dalton** vs. Cin. (12/13/12). Marked his first-career multi-sack performance
- Made the first start of his career vs. Atl. (10/28/12) and led the defensive line with 11 tackles (6 solo)
- Recorded a sack in his first NFL game when he took down Browns QB **Brandon Weeden** at Cle. (9/19/12)

COLLEGE HIGHLIGHTS

- Finished with 114 tackles (53 solo), 24.5 TFL and 8.5 sacks in 36 games (27 starts) during his three-year career at Mississippi State. Also blocked 5 FG attempts



2013 GAME-BY-GAME STATISTICS (PHI)

Date	Opp	GP/S	Tot	Solo	Sk	Int	PD	FF	FR	Snap	Pct
Sep 9	at Was	W	1/1	5	3	1.0	0	0	0	54	72%
Sep 15	SD	L	1/1	5	2	0.0	0	0	0	64	77%
Sep 19	KC	L	1/1	5	4	1.0	0	0	0	61	74%
Sep 29	at Den	L	1/1	3	1	0.0	0	0	0	46	63%
Oct 6	at NYG	W	1/1	3	2	0.0	0	0	0	52	71%
Oct 13	at TB	W	1/1	3	2	0.0	0	1	0	53	74%
Oct 20	Dal	L	1/1	3	1	0.0	0	0	0	59	77%
Oct 27	NYG	L	1/1	6	5	1.0	0	0	0	63	85%
Nov 3	at Oak	W	1/1	3	2	0.0	0	0	0	55	58%
Nov 10	at GB	W	1/1	7	5	0.0	0	0	0	62	78%
Nov 17	Was	W	1/1	6	5	0.0	0	1	0	61	74%
Dec 1	Ari	W	1/1	3	1	0.0	0	0	0	57	80%
Dec 8	Det	W	1/1	4	2	0.0	0	1	0	44	76%
Dec 15	at Min	L	1/1	8	7	0.0	0	0	0	63	84%
Dec 22	Chi	W	1/1	1	1	0.0	0	0	0	37	57%
Dec 29	at Dal	W	1/1	1	1	0.0	0	0	0	51	77%
Totals			16/16	66	44	3.0	0	3	0	882	73%

PLAYOFFS

Jan 4	NO	L	1/1	3	3	0.0	0	0	0	61	85%
Totals			1/1	3	3	0.0	0	0	0	61	85%

2012 GAME-BY-GAME STATISTICS (PHI)

Date	Opp	GP/S	Tot	Solo	Sk	Int	PD	FF	FR	Snap	Pct
Sep 9	at Cle	W	1/0	5	4	1.0	0	0	0	28	46%
Sep 16	Bal	W	1/0	6	5	0.0	0	1	0	50	72%
Sep 23	at Ari	L	1/0	3	0	0.0	0	0	0	31	50%
Sep 30	NYG	W	1/0	4	3	0.0	0	0	0	43	63%
Oct 7	at Pit	L	1/0	4	3	0.0	0	0	0	45	62%
Oct 14	Det	L	1/0	1	0	0.0	0	0	0	31	40%
Oct 28	Atl	L	1/1	11	6	0.0	0	1	0	44	59%
Nov 5	at NO	L	1/1	4	3	0.0	0	0	0	25	45%
Nov 11	Dal	L	1/1	2	1	1.0	0	0	0	33	61%
Nov 18	at Was	L	1/1	10	8	1.0	0	0	0	30	57%
Nov 26	Car	L	1/1	1	1	0.0	0	0	0	5	7%
Dec 2	at Dal	L	1/1	0	0	0.0	0	0	0	20	31%
Dec 9	at TB	W	1/1	5	5	1.0	0	0	0	50	69%
Dec 13	Cin	L	1/1	6	5	1.5	0	0	0	49	63%
Dec 23	Was	L	1/1	3	2	0.0	0	0	0	25	47%
Dec 30	at NYG	L	0/0	INACTIVE (CONCUSSION)							
Totals			15/9	65	46	5.5	0	2	0	509	49%

COLLEGE HIGHLIGHTS (Continued)

- Earned first-team All-SEC honors following his junior campaign in 2011. Set career-highs with 56 tackles (26 solo), 14.5 TFL and 5.0 sacks
- Played in all 12 games (four starts) during his true freshman season in 2009, earning Freshman All-SEC honors while racking up 29 tackles (17 solo) and 3.5 TFL

TRANSACTIONS

- 2012** Drafted by PHI in 1st round (12th overall)
Signed 4-year contract
- 6/16/16** Signed 6-year contract extension with PHI through 2022





5-11 | 193  **4th Year**

DOB: Jan. 2, 1994 (Age 24)

**Oxon Hill,
Maryland**



**Potomac
High School**



Florida State
D2-15 (50th overall)
by Buffalo
Acquired: T-Buf-17



2017

Originally selected by Buffalo in the 2nd round (50th overall) of the 2015 NFL Draft, **Ronald Darby** was acquired by Philadelphia in exchange for WR **Jordan Matthews** and a 2018 third-round pick. In his debut season with the Eagles in 2017, Darby tied for 2nd on the defense with a career-high 3 INTs and also led the team with 7 PDs in the postseason.

MOST INTERCEPTIONS EAGLES PLAYERS IN 2017

Patrick Robinson	4
Ronald Darby	3
Rodney McLeod	3
Jalen Mills	3
Several players tied	2

MOST PASSES DEFENSED EAGLES IN 2017 POSTSEASON

Ronald Darby	7
Jalen Mills	6
Malcolm Jenkins	3
Rodney McLeod	3
Patrick Robinson	2

BIRDSEED

Darby has not only excelled on the gridiron during his athletic career, he was also a high school track star. Darby was a member of the USA medley relay team that brought home a gold medal from the 2011 World Youth Championships in France.

Darby is the son of Jarina and Ronald Darby Sr. He majored in social science at Florida State.



@realronalddarby



@realronalddarby

THREE STEP DROP

First jersey: Darrell Green,
Washington Redskins

Favorite movie: *Black Hawk Down*

Favorite TV show: *Power*

Favorite meal: Hibachi

CAREER HIGHLIGHTS

2017 - PHILADELPHIA EAGLES (8/7, 3/3)

- Led the Eagles with 22 tackles (17 solo) and 7 PDs during their **Super Bowl LII**-winning playoff run
- Produced a career-high-tying 4 PDs in the NFC Championship vs. Min. (1/21/18). Also registered a career-high-tying 10 tackles (8 solo) in the Divisional Round vs. Atl. (1/13/18)
- Despite missing 8 games due to injury, ranked 2nd on the Eagles defense with a career-high 3 INTs
- Picked off Raiders QB **Derek Carr** with less than 1 minute remaining in regulation vs. Oak. (12/25/17). Set up an Eagles drive that resulted in a game-winning FG by **Jake Elliott**



CAREER STATISTICS

			TACKLES					PASS DEFENSE						FUMBLES			DEF SNAPS	
Year	Team	GP/S	Total	Solo	Asst	TFL	Sacks	Int	Yds	Lg	TD	PD	QPH	FF	FR	Yds	No	Pct
2015	Buffalo	15/15	68	61	7	3	0.0	2	48	27	0	21	0	0	0	0	914	84%
2016	Buffalo	14/14	69	60	9	1	0.0	0	0	--	0	12	1	0	0	0	821	77%
2017	Philadelphia	8/7	39	35	4	1	0.0	3	42	37	0	11	0	0	0	0	382	37%
Totals		37/36	176	156	20	5	0.0	5	90	37	0	44	1	0	0	0	---	---

PLAYOFFS																		
2017	Philadelphia	3/3	22	17	5	1	0.0	0	0	--	0	7	0	0	0	0	203	99%
Totals		3/3	22	17	5	1	0.0	0	0	--	0	7	0	0	0	0	---	---

CAREER HIGHS

Tackles	10	3x, last: 1/13/18 vs. Atl. (Div.)
Sacks	--	---
INTs	1	5x, last: 12/25/17 vs. Oak.
PDs	4	2x, last: 1/21/18 vs. Min. (Conf.)
FFs	--	---
FRs	--	---

CAREER HIGHLIGHTS (Continued)

- Sparked an Eagles comeback with an INT of Giants QB **Eli Manning** in the win at NYG (12/17/17). The pick led to a 14-point run that helped Philadelphia recapture a 21-20 lead
- Intercepted Cowboys QB **Dak Prescott** in the second quarter and led the team with 8 solo tackles at Dal. (11/19/17)

2016 - BUFFALO BILLS (14/14)

- Recorded a career-high 69 tackles (60 solo) and 12 PDs
- After batting down a pass at Sea. (11/7/16), became the fastest Bills player to reach 30 career PDs
- Registered a career-high-tying 10 tackles (7 solo) vs. Pit. (12/11/16)

2015 - BUFFALO BILLS (14/14)

- Named the NFL's **Defensive Rookie of the Year** by *Pro Football Focus* and voted to the PFWA **All-Rookie Team** after recording a career-high 21 PDs and 2 INTs
- His rookie-franchise-record 21 PDs ranked 2nd in Bills single-season history, trailing only **Nate Odomes** (24) in 1991
- Led the team with a career-high 10 tackles vs. Mia. (11/8/15)
- Made his NFL debut vs. Ind. (9/13/15) and recorded 6 tackles (5 solo), 2 PDs and 1 INT. Became the first Bill to record an INT in his first career game since **Donte Whitner** in 2006

COLLEGE HIGHLIGHTS

- Was a three-year standout cornerback at Florida State who started from 2013-14 after capturing the ACC Defensive Rookie of the Year honors in 2012

2017 GAME-BY-GAME STATISTICS (PHI)

Date	Opp	GP/S	Tot	Solo	Sk	Int	PD	FF	FR	Snap	Pct
Sep 10	at Was	W	1/1	1	1	0.0	0	0	0	18	29%
Sep 17	at KC	L	0/0	INACTIVE (ANKLE)							
Sep 24	NYG	W	0/0	INACTIVE (ANKLE)							
Oct 1	at LAC	W	0/0	INACTIVE (ANKLE)							
Oct 8	Ari	W	0/0	INACTIVE (ANKLE)							
Oct 12	at Car	W	0/0	INACTIVE (ANKLE)							
Oct 23	Was	W	0/0	INACTIVE (ANKLE)							
Oct 29	SF	W	0/0	INACTIVE (ANKLE)							
Nov 5	Den	W	0/0	INACTIVE (ANKLE)							
Nov 19	at Dal	W	1/1	8	8	0.0	1	2	0	63	100%
Nov 26	Chi	W	1/1	6	5	0.0	0	2	0	44	80%
Dec 3	at Sea	L	1/1	3	2	0.0	0	3	0	56	90%
Dec 10	at LAR	W	1/1	6	6	0.0	0	0	0	48	100%
Dec 17	at NYG	W	1/1	7	7	0.0	1	2	0	84	96%
Dec 25	Oak	W	1/1	8	6	0.0	1	1	0	63	91%
Dec 31	Dal	L	1/0	0	0	0.0	0	1	0	6	9%
Totals			8/7	39	35	0.0	3	11	0	382	37%

PLAYOFFS											
Jan 13	Atl	W	1/1	10	8	0.0	0	1	0	61	97%
Jan 21	Min	W	1/1	9	6	0.0	0	4	0	66	98%
Feb 4	at NE	W	1/1	3	3	0.0	0	2	0	76	100%
Totals			3/3	22	17	0.0	0	7	0	203	99%





2016 GAME-BY-GAME STATISTICS (BUF)

Date	Opp		GP/S	Tot	Solo	Sk	Int	PD	FF	FR	Snap	Pct
Sep 11	at Bal	L	1/1	7	7	0.0	0	2	0	0	68	100%
Sep 15	NYJ	L	1/1	6	5	0.0	0	3	0	0	73	99%
Sep 25	Ari	W	0/0	INACTIVE (HAMSTRING)								
Oct 2	at NE	W	1/1	3	2	0.0	0	1	0	0	56	100%
Oct 9	at LAR	W	1/1	6	6	0.0	0	0	0	0	65	99%
Oct 16	at SF	W	1/1	3	3	0.0	0	1	0	0	61	100%
Oct 23	at Mia	L	1/1	8	8	0.0	0	0	0	0	71	97%
Oct 30	NE	L	1/1	3	3	0.0	0	1	0	0	67	99%
Nov 7	at Sea	L	1/1	2	1	0.0	0	1	0	0	19	40%
Nov 20	at Cin	W	1/1	4	2	0.0	0	1	0	0	68	93%
Nov 27	Jax	W	1/1	4	4	0.0	0	0	0	0	16	24%
Dec 4	at Oak	L	0/0	INACTIVE (CONCUSSION)								
Dec 11	Pit	L	1/1	10	7	0.0	0	1	0	0	71	95%
Dec 18	Cle	W	1/1	4	4	0.0	0	0	0	0	58	100%
Dec 24	Mia	L	1/1	5	4	0.0	0	1	0	0	68	99%
Jan 1	at NYJ	L	1/1	4	4	0.0	0	0	0	0	60	97%
Totals			14/14	69	60	0.0	0	12	0	0	821	77%

2015 GAME-BY-GAME STATISTICS (BUF)

Date	Opp		GP/S	Tot	Solo	Sk	Int	PD	FF	FR	Snap	Pct
Sep 13	Ind	W	1/1	6	5	0.0	1	2	0	0	45	60%
Sep 20	NE	L	1/1	4	4	0.0	0	2	0	0	74	86%
Sep 27	at Mia	W	1/1	5	4	0.0	1	4	0	0	73	96%
Oct 4	NYG	L	1/1	4	4	0.0	0	3	0	0	69	97%
Oct 11	at Ten	W	1/1	4	4	0.0	0	0	0	0	67	97%
Oct 18	Cin	L	1/1	6	6	0.0	0	0	0	0	55	90%
Oct 25	at Jax	L	1/1	5	3	0.0	0	3	0	0	59	88%
Nov 8	Mia	W	1/1	10	10	0.0	0	1	0	0	62	90%
Nov 12	at NYJ	W	1/1	3	3	0.0	0	3	0	0	59	100%
Nov 23	at NE	L	1/1	3	2	0.0	0	0	0	0	67	100%
Nov 29	at KC	L	1/1	4	3	0.0	0	1	0	0	55	89%
Dec 6	Hou	W	1/1	7	6	0.0	0	0	0	0	76	100%
Dec 13	at Phi	L	1/1	4	4	0.0	0	2	0	0	77	100%
Dec 20	at Was	L	1/1	4	4	0.0	0	0	0	0	56	98%
Dec 27	Dal	W	0/0	INACTIVE (GROIN)								
Jan 3	NYJ	W	1/1	0	0	0.0	0	0	0	0	20	35%
Totals			15/15	68	61	0.0	2	21	0	0	914	84%



COLLEGE HIGHLIGHTS (Continued)

- Allowed just 9 completions and 0 TDs on 27 targets during 2013 national championship season
- Finished his career with 79 tackles and 16 PDs over 42 career games (23 starts). Targeted once every 10.1 snaps, the fewest of any cornerback in the draft
- Started all 14 games at cornerback in 2014. Registered a career-high 43 tackles to go along with 4 PDs and 1 FF
- In 2013, made 9 starts and played in all 14 games as a key member of the nation's No. 1 pass defense (156.6 ypg)
- Appeared in all 14 games in 2012 and tied for the team lead with 8 PDs. Saw more action than any other freshman defensive player that season

TRANSACTIONS

- 2015** Drafted by BUF in 2nd round (50th overall)
Signed 4-year contract
- 8/11/17** Acquired by PHI from BUF in exchange for WR **Jordan Matthews** and 2018 3rd-round draft choice



6-2 | 209  **2nd Year**

DOB: Aug. 29, 1995 (Age 23)

**East Orange,
New Jersey** 

**East Orange
High School**



West Virginia
D3-17 (99th overall)
by Philadelphia



2017

Rasul Douglas (pronounced RAH-sool) was selected by the Eagles in the 3rd round (99th overall) of the 2017 NFL Draft. The New Jersey native totaled 39 tackles (32 solo) along with 2 INTs and ranked 3rd on the team with 14 PDs in 14 games (5 starts) as a rookie. Douglas played collegiately at West Virginia, where he tied for the NCAA lead with 8 INTs as a senior in 2016.

MOST INTERCEPTIONS EAGLES PLAYERS IN 2017

Patrick Robinson	4
Ronald Darby	3
Rodney McLeod	3
Jalen Mills	3
Rasul Douglas	2
Corey Graham	2
Malcolm Jenkins	2

NCAA PLAYERS IN 2016

Rasul Douglas (WVU)	8
T. McFadden (FSU)	8
Malik Hooker (OSU)	7
Damontae Kazee (SDSU)	7
W. Steelhammer (AF)	7
T. Thompson (Colorado)	7

MOST PASSES DEFENSED

EAGLES PLAYERS IN 2017

22	Jalen Mills
22	Patrick Robinson
14	Rasul Douglas

THREE STEP DROP

Hobbies: Bowling

If he could play another sport:
Shortstop, baseball

Favorite athletes growing up:
Brian Dawkins, Derek Jeter, Dirk Nowitzki, Ed Reed

Moment left star struck:
When he went to the Vince Carter basketball camp

Favorite quote: "If you don't plan,
you are planning to fail."

Favorite movie: *Law Abiding Citizen*

Favorite TV show: *Power*

Favorite meal: Chicken alfredo

CAREER HIGHLIGHTS

2017 - PHILADELPHIA EAGLES (14/5, 3/0)

- Recorded the 2nd-most PDs (14) on the team, behind **Jalen Mills** (22) and **Patrick Robinson** (22). Also finished with 2 INTs
- Notched his 2nd career INT in the 28-23 victory at Car. (10/12/17). With the Eagles down 10-3 in the second quarter, picked off Panthers QB **Cam Newton** at the CAR 19 and returned it to the 12. The pick set up a **Carson Wentz** TD pass that tied the game at 10-10
- Made his first career start in the 27-24 win vs. NYG (9/24/17). Picked off Giants QB **Eli Manning** for his first career INT. Became the first Eagle to record an INT within his first 2 career games since **Nate Allen** in 2010





CAREER STATISTICS

			TACKLES					PASS DEFENSE						FUMBLES			DEF SNAPS	
Year	Team	GP/S	Total	Solo	Asst	TFL	Sacks	Int	Yds	Lg	TD	PD	QPH	FF	FR	Yds	No	Pct
2017	Philadelphia	14/5	39	32	7	0	0.0	2	7	7	0	14	0	0	0	0	420	41%
Totals		14/5	39	32	7	0	0.0	2	7	7	0	14	0	0	0	0	---	---

PLAYOFFS

2017	Philadelphia	3/0	0	0	0	0	0.0	0	0	--	0	0	0	0	0	0	0	0%
Totals		3/0	0	0	0	0	0.0	0	0	--	0	0	0	0	0	0	---	---

ADDITIONAL STATISTICS

Special Teams Tackles: 2 - 2017 (2)

CAREER HIGHS

Tackles	7	12/31/17 vs. Dal.
Sacks	--	---
INTs	1	2x, last: 10/12/17 at Car.
PDs	3	2x, last: 11/26/17 vs. Chi.
FFs	--	---
FRs	--	---

COLLEGE HIGHLIGHTS

- Collected first-team All-Big 12 honors as a senior in 2016, when he tied for the NCAA lead with 8 INTs (also Florida State's **Tarvarus McFadden**). Returned an interception 54 yards for a TD in a win vs. Brigham Young (9/24/16)
- Played in 11 games as a junior in 2015, adding depth at CB and seeing action on special teams. Recorded his 1st INT with the Mountaineers in a win at Kansas (11/21/15)
- Prior to transferring to WVU, played at Nassau Community College (Garden City, NY). Named NJCAA All-American First Team and was selected as a PrepStar JUCO All-American after leading his team to a 10-0 record, No. 6 national ranking and a victory in the Valley of the Sun Bowl in 2014

TRANSACTIONS

2017 Drafted by PHI in 3rd round (99th overall)
Signed 4-year contract

2017 GAME-BY-GAME STATISTICS (PHI)

Date	Opp	GP/S	Tot	Solo	Sk	Int	PD	FF	FR	Snap	Pct
Sep 10	at Was	W	0/0	INACTIVE							
Sep 17	at KC	L	1/0	6	5	0.0	0	1	0	0	39 74%
Sep 24	NYG	W	1/1	6	5	0.0	1	1	0	0	69 100%
Oct 1	at LAC	W	1/1	3	2	0.0	0	1	0	0	57 100%
Oct 8	Ari	W	1/1	3	3	0.0	0	1	0	0	20 33%
Oct 12	at Car	W	1/1	5	4	0.0	1	3	0	0	56 68%
Oct 23	Was	W	1/0	1	1	0.0	0	0	0	0	28 44%
Oct 29	SF	W	1/0	2	1	0.0	0	2	0	0	30 46%
Nov 5	Den	W	1/0	4	3	0.0	0	2	0	0	37 58%
Nov 19	at Dal	W	1/0	0	0	0.0	0	0	0	0	0 0%
Nov 26	Chi	W	1/0	2	2	0.0	0	3	0	0	11 20%
Dec 3	at Sea	L	1/0	0	0	0.0	0	0	0	0	1 2%
Dec 10	at LAR	W	1/0	0	0	0.0	0	0	0	0	0 0%
Dec 17	at NYG	W	0/0	INACTIVE							
Dec 25	Oak	W	1/0	0	0	0.0	0	0	0	0	4 6%
Dec 31	Dal	L	1/1	7	6	0.0	0	0	0	0	68 100%
Totals			14/5	39	32	0.0	2	14	0	0	420 41%

PLAYOFFS

Jan 13	Atl	W	1/0	0	0	0.0	0	0	0	0	0 0%
Jan 21	Min	W	1/0	0	0	0.0	0	0	0	0	0 0%
Feb 4	at NE	W	1/0	0	0	0.0	0	0	0	0	0 0%
Totals			3/0	0	0	0.0	0	0	0	0	0 0%

BIRDSEED

Douglas is one of seven siblings raised by his grandmother in East Orange, NJ. He credits his little league baseball coach, Mike Davis, for helping turn his life around. Davis was also the P.A. announcer for East Orange HS and a mentor for at-risk youth. "He was the one who took me out of the streets. He made sure we did what we had to do."

Nassau Community College had no dorms, so Douglas lived in an apartment eight miles from campus and took the bus to and from school and practice each day. On his own financially, Douglas slept on the floor and battled hunger.

Douglas would wait until the end of the day to eat and often ordered off the dollar menu at McDonald's, eating half of the meal and saving the rest for later. "Every time I eat, I always think I'm making up a meal that I missed in junior college ... It definitely fuels me all the time, just thinking about what I went through."



5-9 | 167  **2nd Year**
DOB: Jan. 21, 1995 (Age 23)


**La Grange,
 Illinois**

**Lyons Township
 High School**



Memphis
 D5a-17 (153rd overall)
 by Cincinnati
 Acquired: PS-Cin-17



2017

Jake Elliott was signed by the Eagles from the Bengals practice squad in Week 2 of 2017 and enjoyed a historic rookie campaign, kicking the longest regular-season (61 yards vs. NYG in Week 3) and playoff FGs (53 yards in the Divisional Round vs. Atl.) in team and NFL rookie history. He also kicked the two longest FGs by a rookie in **Super Bowl** history (42 and 46 yards) in Philadelphia's 41-33 win vs. New England.

LONGEST FIELD GOALS

NFL HISTORY

Matt Prater (12/8/13 vs. Ten.)	64
David Akers (9/9/12 at GB)	63
S. Janikowski (9/12/11 at Den.)	63
Jason Elam (10/25/98 vs. Jax.)	63
Tom Dempsey (11/8/70 vs. Det.)	63
Matt Prater (10/22/06 vs. Phi.)	62
Jake Elliott (9/24/17 vs. NYG)	61
Several players tied	61

EAGLES HISTORY

Jake Elliott (9/24/17 vs. NYG)	61
Tony Franklin (11/12/79 at Dal.)	59
David Akers (9/14/03 vs. NE)	57
Caleb Sturgis (10/30/16 at Dal.)	55

EAGLES POSTSEASON HISTORY

Jake Elliott (1/13/18 vs. Atl.)	53
David Akers (1/4/09 at Min.)	51
David Akers (1/7/07 vs. NYG)	48

THREE STEP DROP

Hobbies: Golf

First job: Tennis instructor

Bucket list: Travel to Australia

**If he could play another sport, what position/
 team: Shortstop, Chicago Cubs**

**Player he models his game after: Fellow Memphis
 alum Stephen Gostkowski**

Favorite meal: Deep dish pizza

**Favorite quote: "Success isn't owned. It's rented and
 rent is due every day."**

50+ YARD FIELD GOALS

EAGLES SINGLE-SEASON HISTORY

5	Jake Elliott (2017)
4	Caleb Sturgis (2016)
4	Cody Parkey (2014)

CAREER HIGHLIGHTS

- Kicked the longest regular-season (61 yards vs. NYG in Week 3) and postseason FGs (53 yards in Divisional Round vs. Atl.) in Eagles and NFL rookie history in 2017
- Produced the most 50+ yard FGs (5) in single-season franchise history in 2017
- Recorded the two longest FGs by a rookie in **Super Bowl** history (43 and 46 yards) in Philadelphia's 41-33 win vs. New England in **Super Bowl LII**



CAREER STATISTICS

Year	Team	GP	FG-FGA	Pct	0-19	20-29	30-39	40-49	50+	Lg	XP-XPA	Pct	Pts	KO	TB
2017	Philadelphia	15	26-31	83.9	0-0	5-5	4-7	12-13	5-6	61	39-42	92.9	117	83	42
Totals		15	26-31	83.9	0-0	5-5	4-7	12-13	5-6	61	39-42	92.9	117	83	42

PLAYOFFS

2017	Philadelphia	3	7-7	100.0	0-0	2-2	2-2	2-2	1-1	53	7-9	77.8	28	19	13
Totals		3	7-7	100.0	0-0	2-2	2-2	2-2	1-1	53	7-9	77.8	28	19	13

ADDITIONAL STATISTICS

Successful Onside Kick: 9/17/17 at KC



CAREER HIGHLIGHTS (Continued)

2017 - PHILADELPHIA EAGLES (15/0, 3/0)

- Recorded the two longest FGs by a rookie in **Super Bowl** history (43 and 46 yards) in **Super Bowl LII**. His 46-yarder gave the Eagles a 41-33 lead with 1:05 remaining
- Kicked the longest FG (53 yards) in team and NFL rookie postseason history in the 15-10 win vs. Atl. (1/13/18) in the Divisional Round, breaking the previous mark of 51 yards by **David Akers** on 1/4/09 at Minnesota
- Produced the most 50+ yard FGs (5) in single-season franchise history. Also tied **David Akers** in 2004 for the most 40+ yard FGs (17) in Eagles single-season history
- Named **NFC Special Teams Player of the Week** for Week 3 after kicking a game-winning, franchise-record 61-yard FG as time expired vs. NYG (9/24/17). Erased a 24-21 deficit with FGs from 46 and 61 yards in the last 0:51
- His 61-yard FG tied for the 7th-longest in NFL history (rookie record), behind **Matt Prater** (64 on 12/8/13 vs. Ten.), **David Akers** (63 on 9/9/12 at GB), **Sebastian Janikowski** (63 on 9/12/11 at Den.), **Jason Elam** (63 on 10/25/98 vs. Jax.), **Tom Dempsey** (63 on 11/8/70 vs. Det.) and **Matt Bryant** (62 on 10/22/06 vs. Phi.). Tied for the 3rd-longest game-ending FG in NFL history, behind Dempsey and Bryant

CAREER HIGHS

Points	14	10/1/17 at LAC
FGs	4	10/1/17 at LAC
FG Attempts	4	10/1/17 at LAC
Longest FG	61	9/24/17 vs. NYG
Longest Attempt	61	9/24/17 vs. NYG
PATs	6	11/5/17 vs. Den.

FIELD GOAL SPLITS

	FG-FGA	Pct	Lg
vs. NFC	21-24	87.5	61
vs. AFC	12-14	85.7	53
Home	16-19	84.2	61
Away	14-16	87.5	53
Turf	6-7	85.7	46
Grass	27-31	87.1	61
Indoors	3-3	100.0	46
Outdoors	30-35	85.7	61
September	4-6	66.7	61
October	12-13	92.3	53
November	2-3	66.7	45
December	8-9	88.9	48
January	4-4	100.0	53
February	3-3	100.0	46
When Tied	5-6	83.3	61

COLLEGE HIGHLIGHTS

- Four-time Lou Groza Award semifinalist (top collegiate placekicker), including finalist recognition in 2015
- Totaled school-best 445 career points, topping **Stephen Gostkowski** (369) and **DeAngelo Williams** (362)
- During his four seasons at Memphis, ranked 2nd among NCAA kickers in points (445), behind **Zane Gonzalez** (492)
- Holds school record for longest FG (56 yards) and kicked 4 of the 5 longest FGs in program history (56, 54, 53, 53)

TRANSACTIONS

2017	Drafted by CIN in 5th round (153rd overall)
	<i>Signed 4-year contract</i>
9/2/17	Waived by CIN
9/3/17	Signed by CIN to practice squad
9/12/17	Signed by PHI from CIN practice squad



2017 GAME-BY-GAME STATISTICS (PHILADELPHIA)

Date	Opp		FG-FGA	Pct	0-19	20-29	30-39	40-49	50+	Lg	XP-XPA	Pct	Pts	Kick by Kick
SIGNED BY EAGLES FROM BENGALS PRACTICE SQUAD (9/12/17)														
Sep 17	at KC	L	2-3	66.7	0-0	0-0	1-2	1-1	0-0	40	2-2	100.0	8	(34), 30WL, (40)
Sep 24	NYG	W	2-3	66.7	0-0	0-0	0-0	1-1	1-2	61	3-3	100.0	9	52WL, (46), (61)
Oct 1	at LAC	W	4-4	100.0	0-0	0-0	0-0	3-3	1-1	53	2-2	100.0	14	(45), (40), (53), (47)
Oct 8	Ari	W	2-2	100.0	0-0	1-1	1-1	0-0	0-0	36	4-4	100.0	10	(36), (28)
Oct 12	at Car	W	2-2	100.0	0-0	0-0	0-0	1-1	1-1	50	2-2	100.0	8	(50), (48)
Oct 23	Was	W	2-3	66.7	0-0	0-0	0-0	1-2	1-1	50	4-4	100.0	10	(50), (42), 45RU
Oct 29	SF	W	2-2	100.0	0-0	0-0	0-0	1-1	1-1	51	1-3	33.3	7	(40), (51)
Nov 5	Den	W	1-1	100.0	0-0	0-0	0-0	1-1	0-0	45	6-7	85.7	9	(45)
Nov 19	at Dal	W	0-1	0.0	0-0	0-0	0-1	0-0	0-0	--	1-1	100.0	1	34WR
Nov 26	Chi	W	1-1	100.0	0-0	0-0	0-0	1-1	0-0	45	4-4	100.0	7	(45)
Dec 3	at Sea	L	1-1	100.0	0-0	1-1	0-0	0-0	0-0	26	1-1	100.0	4	(26)
Dec 10	at LAR	W	3-3	100.0	0-0	1-1	1-1	1-1	0-0	41	4-4	100.0	13	(22), (41), (33)
Dec 17	at NYG	W	2-2	100.0	0-0	2-2	0-0	0-0	0-0	28	4-4	100.0	10	(28), (20)
Dec 25	Oak	W	2-3	66.7	0-0	0-0	1-2	1-1	0-0	48	1-1	100.0	7	33WR, (35), (48)
Dec 31	Dal	L	0-0	---	0-0	0-0	0-0	0-0	0-0	--	0-0	---	0	---
Totals			26-31	83.9	0-0	5-5	4-7	12-13	5-6	61	39-42	92.9	117	---

PLAYOFFS

Jan 13	Atl	W	3-3	100.0	0-0	1-1	1-1	0-0	1-1	53	0-1	0.0	9	(53), (37), (21)
Jan 21	Min	W	1-1	100.0	0-0	0-0	1-1	0-0	0-0	38	5-5	100.0	8	(38)
Feb 4	at NE	W	3-3	100.0	0-0	1-1	0-0	2-2	0-0	46	2-3	66.7	11	(25), (42), (46)
Totals			7-7	100.0	0-0	2-2	2-2	2-2	1-1	53	7-9	77.8	28	---

GAME-WINNING FIELD GOALS (4)

Date	Opponent	Score	Time (Q)	Yds	Final
1/13/18	vs. Atl. (Div.)	9-10	0:15 (3)	37	15-10
12/25/17	vs. Oak.	10-10	0:27 (4)	48	19-10
12/10/17	at LAR	34-35	3:50 (4)	41	43-35
9/24/17	vs. NYG	24-24	0:01 (4)	61	27-24



50+ YARD FIELD GOALS (6)

Date	Opponent	Yds
9/24/17	vs. New York Giants (W, 27-24)	61
1/13/18	vs. Atlanta Falcons (Div.) (W, 15-10)	53
10/1/17	at Los Angeles Chargers (W, 26-24)	53
10/29/17	vs. San Francisco 49ers (W, 33-10)	51
10/23/17	vs. Washington Redskins (W, 34-24)	50
10/12/17	at Carolina Panthers (W, 28-23)	50

WEEKLY AWARDS (1)

Award	Week	Year
NFC Special Teams Player of the Week	Week 3	2017

BIRDSEED

Elliott prepped at Lyons Township High School (La Grange, IL), which is located outside of Chicago. Elliott connected on 15-of-21 FGs as a senior, as well as 43-of-44 PATs, en route to being named All-Illinois First Team by the *Chicago Tribune*. Elliott was named the 2016 American Athletic Conference Football Scholar-Athlete of the Year. He was also a seven-time Dean's List student and three-time AAC All-Academic Team member.



@jake_elliott22



@jelliott46

6-5 | 250  6th Year

DOB: Nov. 10, 1990 (Age 27)

Danville,
CaliforniaMonte Vista
High School

Stanford

D2-13 (35th overall)
by Philadelphia

MOST RECEPTIONS

NFL TIGHT ENDS IN 2017

83 Travis Kelce (KC)

80 Jack Doyle (Ind.)

74 Zach Ertz (Phi.)

74 Delanie Walker (Ten.)

69 Rob Gronkowski (NE)

THREE STEP DROP

Bucket list: Skydiving

Talent he'd most like to have:

The ability to read minds

'Welcome to the NFL' moment:

Seeing Michael Vick in a meeting

Favorite musician: Jason Aldean

Favorite TV shows: *Game of Thrones* and *Homeland*

2018



2017

Originally selected by the Eagles in the 2nd round (35th overall) of the 2013 NFL Draft, Zach Ertz earned his first career Pro Bowl nod in 2017 after leading the team in receptions (74) and receiving yards (824) and tying for the 2nd-most receiving TDs (8) by an NFL TE. He also caught the game-winning TD vs. New England in **Super Bowl LII**.

MOST RECEIVING YARDS

NFL TIGHT ENDS IN 2017

Rob Gronkowski (NE) 1,084

Travis Kelce (KC) 1,038

Zach Ertz (Phi.) 824

Delanie Walker (Ten.) 807

Evan Engram (NYG) 722

MOST RECEIVING TDS

NFL TIGHT ENDS IN 2017

Jimmy Graham (Sea.) 10

Zach Ertz (Phi.) 8

Rob Gronkowski (NE) 8

Travis Kelce (KC) 8

Kyle Rudolph (Min.) 8

ALL-TIME EAGLES TIGHT ENDS

Pete Retzlaff (1965) 10

Zach Ertz (2017) 8

Brent Celek (2009) 8

Pete Retzlaff (1964) 8

Pete Retzlaff (1961) 8

CAREER HIGHLIGHTS

- Caught the game-winning TD in **Super Bowl LII** at NE (2/4/18) on an 11-yard pass from **Nick Foles** that gave the Eagles a 38-33 lead with 2:21 remaining
- Owns the 5th-most receptions (321) by an NFL TE since 2013, trailing only **Delanie Walker** (356), **Jason Witten** (346), **Jimmy Graham** (341), and **Greg Olsen** (331)



CAREER STATISTICS

Year	Team	GP/S	RECEIVING					OFF SNAPS	
			Rec	Yds	Avg	Lg	TD	No	Pct
2013	Philadelphia	16/3	36	469	13.0	38	4	450	41%
2014	Philadelphia	16/5	58	702	12.1	35t	3	587	50%
2015	Philadelphia	15/7	75	853	11.4	60	2	790	68%
2016	Philadelphia	14/12	78	816	10.5	30	4	851	75%
2017	Philadelphia	14/13	74	824	11.1	53	8	778	69%
Totals		75/40	321	3664	11.4	60	21	---	---

PLAYOFFS

2013	Philadelphia	1/0	3	22	7.3	15	1	23	40%
2017	Philadelphia	3/2	18	192	10.7	36	1	176	85%
Totals		4/2	21	214	10.2	36	2	---	---

ADDITIONAL STATISTICS

Fumbles/Lost: 3/3 - 2017 (1/1); 2015 (1/1); 2014 (1/1)

Forced Fumbles: 1 - 11/22/15 vs. TB

CAREER HIGHS

Receptions	15	12/20/14 at Was.
Receiving Yards	152	1/3/16 at NYG
Receiving Long	60	1/3/16 at NYG
Receiving TDs	2	3x, last: 10/12/17 at Car.

CAREER HIGHLIGHTS (Continued)

- Since 2013, ranks 6th among NFL TEs in receiving yards (3,664), behind **Rob Gronkowski** (4,516), **Greg Olsen** (4,192), **Delanie Walker** (4,156), **Jimmy Graham** (4,152) and **Travis Kelce** (3,900)
- Has produced the most receptions (321) and receiving yards (3,664) by an Eagles TE in his first five NFL seasons
- Is the first Eagles TE to post three consecutive seasons with 800+ receiving yards since **Pete Retzlaff** from 1963-65

2017 - PHILADELPHIA EAGLES (14/13, 3/2)

- Voted to his first career **Pro Bowl**. Became the first Eagles TE named to the all-star game since **Chad Lewis** in 2003
- Tied for the 2nd-most TDs (8) by an NFL TE, trailing only **Jimmy Graham** (10). His 8 TDs also tied for the 2nd-most ever by an Eagles TE, behind **Pete Retzlaff** in 1965 (10)
- Ranked 3rd among NFL TEs in receptions (72), trailing only **Travis Kelce** (83) and **Jack Doyle** (80)
- Posted the 3rd-most receiving yards (824) by an NFL TE, behind **Rob Gronkowski** (1,084) and **Travis Kelce** (1,038)
- Caught the game-winning TD in **Super Bowl LII** at NE (2/4/18) on an 11-yard pass from **Nick Foles** that gave the Eagles a 38-33 lead with 2:21 remaining. Finished the game with 7 receptions for 67 yards and 1 TD, becoming the first Eagle with 7+ catches in back-to-back games of the same postseason since **Duce Staley** during the 2001 playoffs



POWER COUPLE

Ertz and his wife, Julie, who is a star defender on the U.S. Women's National Soccer team, got married in the 2017 offseason. The couple was also featured in *ESPN Magazine's* "The Body Issue."

HOLIDAY SPIRIT

Ertz partners annually with Bringing Hope Home's Adopt-A-Family program during the holiday season and does all of a family's holiday shopping. He also hosts the family at a home game, where he hands out presents and gives a tour of the locker room.

HIGH SCHOOL STANDOUT

Ertz graduated from Monte Vista HS (Danville, CA), where he was a first-team all-state selection as a senior after catching 56 passes for 756 yards and 14 TDs. He earned All-Northern California first-team honors from *NorCalPreps.com*, first-team All-Metro honors from the *San Francisco Chronicle*, All-East Bay honors from the *Contra Costa Times* and first-team All-East Bay Athletic League honors and was also named the 2008 *Cal-Hi Sports* North Coast Section Scholar Athlete of the Year.

Ertz also played high school basketball with Mark Appel, who was selected by the Houston Astros with the No. 1-overall pick in the 2013 MLB Draft and now plays in the Phillies organization. Their basketball team went 32-4 and lost in the NorCal finals. Ertz was a center and Appel was a small forward.

BIRDSEED

Ertz is the son of Lisa and Douglas, and has three younger brothers: Shane, Nic and Jackson. Lisa is an office manager and legal assistant, and Doug is a software salesman. Ertz also has a Bernese Mountain dog named Apollo. His father, Douglas, played football at Lehigh University from 1981-84 and his uncle, Davis, played baseball at Vermont from 1970-72.

Ertz earned his bachelor's degree in management science and engineering at Stanford.



@ZERTZ_86



@zachertz



2017 GAME-BY-GAME STATISTICS (PHI)

				RECEIVING					SNAPS	
Date	Opp		GP/S	Rec	Yds	Avg	Lg	TD	No	Pct
Sep 10	at Was	W	1/1	8	93	11.6	23	0	60	88%
Sep 17	at KC	L	1/1	5	97	19.4	53	0	60	83%
Sep 24	NYG	W	1/1	8	55	6.9	12	1	75	99%
Oct 1	at LAC	W	1/1	5	81	16.2	38	0	60	76%
Oct 8	Ari	W	1/1	6	61	10.2	14	1	57	85%
Oct 12	at Car	W	1/1	2	18	9.0	17t	2	49	79%
Oct 23	Was	W	1/0	5	89	17.8	46	1	53	82%
Oct 29	SF	W	1/1	4	34	8.5	14	1	64	91%
Nov 5	Den	W	0/0	INACTIVE (HAMSTRING)						
Nov 19	at Dal	W	1/1	2	8	4.0	6	0	60	94%
Nov 26	Chi	W	1/1	10	103	10.3	22	1	65	83%
Dec 3	at Sea	L	1/1	2	24	12.0	14	0	45	60%
Dec 10	at LAR	W	0/0	INACTIVE (CONCUSSION)						
Dec 17	at NYG	W	1/1	6	56	9.3	17	1	60	88%
Dec 25	Oak	W	1/1	9	81	9.0	25	0	56	82%
Dec 31	Dal	L	1/1	2	24	12.0	15	0	14	24%
Totals			14/13	74	824	11.1	53	8	778	69%
PLAYOFFS										
Jan 13	Atl	W	1/0	3	32	10.7	11	0	59	88%
Jan 21	Min	W	1/1	8	93	11.6	36	0	53	82%
Feb 4	at NE	W	1/1	7	67	9.6	19	1	64	85%
Totals			3/2	18	192	10.7	36	1	176	85%



100+ YARD RECEIVING GAMES (6)

Date	Opponent	Yds	Rec	TDs
1/3/16	at New York Giants (W, 35-30)	152	9	0
1/1/17	vs. Dallas Cowboys (W, 27-13)	139	13	2
12/26/15	vs. Washington Redskins (L, 24-38)	122	13	0
12/20/14	at Washington Redskins (L, 24-27)	115	15	0
12/11/16	vs. Washington Redskins (L, 22-27)	112	10	0
11/26/17	vs. Chicago Bears (W, 31-3)	103	10	1

MULTI-TOUCHDOWN GAMES (3)

Date	Opponent	TDs
10/12/17	at Carolina Panthers (W, 28-23)	2
1/1/17	vs. Dallas Cowboys (W, 27-13)	2
12/1/13	vs. Arizona Cardinals (W, 24-21)	2

2016 GAME-BY-GAME STATISTICS (PHI)

				RECEIVING					SNAPS	
Date	Opp		GP/S	Rec	Yds	Avg	Lg	TD	No	Pct
Sep 11	Cle	W	1/1	6	58	9.7	15	0	60	78%
Sep 19	at Chi	W	0/0	INACTIVE (RIB)						
Sep 25	Pit	W	0/0	INACTIVE (RIB)						
Oct 9	at Det	L	1/1	3	37	12.3	21	0	52	85%
Oct 16	at Was	L	1/1	1	22	22.0	22	0	46	88%
Oct 23	Min	W	1/1	1	14	14.0	14	0	48	83%
Oct 30	at Dal	L	1/1	4	19	4.8	11	0	63	81%
Nov 6	at NYG	L	1/1	8	97	12.1	30	0	62	83%
Nov 13	Atl	W	1/1	6	55	9.2	18	0	59	75%
Nov 20	at Sea	L	1/1	6	35	5.8	11	1	70	88%
Nov 28	GB	L	1/1	3	36	12.0	16	0	55	93%
Dec 4	at Cin	L	1/0	9	79	8.8	20	1	70	88%
Dec 11	Was	L	1/1	10	112	11.2	29	0	67	86%
Dec 18	at Bal	L	1/1	6	80	13.3	24	0	81	93%
Dec 22	NYG	W	1/1	2	33	16.5	19	0	48	86%
Jan 1	Dal	W	1/0	13	139	10.7	20t	2	70	92%
Totals			14/12	78	816	10.5	30	4	851	75%

CAREER HIGHLIGHTS (Continued)

- Registered a team-high 93 yards on 8 receptions in the 38-7 win vs. Min. (1/21/18) in the NFC Championship. His 93 receiving yards are the 3rd-most by a TE in Eagles postseason history, trailing only **Keith Jackson** on 1/5/91 vs. Washington (116) and 12/31/88 at Chicago (142)
- Posted a season-high 10 receptions for 103 yards and 1 TD in the 31-3 win vs. Chi. (11/26/17)
- Caught a TD pass in 4 consecutive games from 10/8/17-10/29/17, becoming the first Eagles TE to accomplish that feat since **Charle Young** from 12/1/74-9/21/75 (also 4)
- Recorded his third career multi-TD game after catching 2 TDs in the 28-23 win at Car. (10/12/17)

2016 - PHILADELPHIA EAGLES (14/12)

- Led the Eagles with a career-high 78 receptions for 816 yards and 4 TDs. His 78 catches were the 2nd-most ever by an Eagles TE (**Keith Jackson** - 81 in 1988) and ranked 5th among NFL TEs that season, behind **Dennis Pitta** (86), **Travis Kelce** (85), **Kyle Rudolph** (83), and **Greg Olsen** (80)
- Ranked 1st among NFL TEs with 5.57 receptions per game, the 3rd-highest mark by any player in team history, trailing only **Brian Westbrook** in 2007 (6.00) and 2004 (5.62)
- Grabbed 13 receptions for 139 yards and tied a career high with 2 TDs from **Carson Wentz** vs. Dal. (1/1/17)

2015 - PHILADELPHIA EAGLES (15/7)

- Set a career high with 853 yards on 75 receptions, finishing 2nd on the team in both categories



2015 GAME-BY-GAME STATISTICS (PHI)

				RECEIVING					SNAPS	
Date	Opp		GP/S	Rec	Yds	Avg	Lg	TD	No	Pct
Sep 14	at Atl	L	1/0	3	46	15.3	21	0	52	70%
Sep 20	Dal	L	1/0	3	17	5.7	9	0	40	65%
Sep 27	at NYJ	W	1/0	2	30	15.0	21	0	38	52%
Oct 4	at Was	L	1/1	2	11	5.5	7	0	38	68%
Oct 11	NO	W	1/0	5	60	12.0	21	0	56	67%
Oct 19	NYG	W	1/1	4	43	10.8	17	0	67	86%
Oct 25	at Car	L	1/1	5	63	12.6	24	0	75	90%
Nov 8	at Dal	W	1/1	5	44	8.8	27	0	59	81%
Nov 15	Mia	L	1/0	7	68	9.7	27	0	76	79%
Nov 22	TB	L	1/1	2	12	6.0	7	0	14	20%
Nov 26	at Det	L	0/0	INACTIVE (CONCUSSION)						
Dec 6	at NE	W	1/1	2	9	4.5	5t	1	53	87%
Dec 13	Buf	W	1/0	5	98	19.6	41	0	60	78%
Dec 20	Ari	L	1/0	8	78	9.8	22t	1	49	77%
Dec 26	Was	L	1/1	13	122	9.4	17	0	64	79%
Jan 3	at NYG	W	1/0	9	152	16.9	60	0	49	74%
Totals			15/7	75	853	11.4	60	2	790	68%

2014 GAME-BY-GAME STATISTICS (PHI)

				RECEIVING					SNAPS	
Date	Opp		GP/S	Rec	Yds	Avg	Lg	TD	No	Pct
Sep 7	Jax	W	1/1	3	77	25.7	26	1	52	60%
Sep 15	at Ind	W	1/0	4	86	21.5	27	0	52	76%
Sep 21	Was	W	1/0	2	14	7.0	10	0	38	52%
Sep 28	at SF	L	1/0	4	43	10.8	14	0	43	72%
Oct 5	StL	W	1/0	3	39	13.0	19	0	29	40%
Oct 12	NYG	W	1/0	3	47	15.7	23	1	30	42%
Oct 26	at Ari	L	1/1	5	48	9.6	15	0	47	51%
Nov 2	at Hou	W	1/0	1	4	4.0	4	0	24	29%
Nov 10	Car	W	1/0	1	17	17.0	17	0	31	50%
Nov 16	at GB	L	1/0	4	55	13.8	22	0	27	35%
Nov 23	Ten	W	1/1	4	30	7.5	10	0	26	30%
Nov 27	at Dal	W	1/0	0	0	---	--	0	20	26%
Dec 7	Sea	L	1/0	2	39	19.5	35t	1	25	54%
Dec 14	Dal	L	1/0	3	32	10.7	15	0	26	47%
Dec 20	at Was	L	1/1	15	115	7.7	16	0	70	78%
Dec 28	at NYG	W	1/1	4	56	14.0	19	0	47	64%
Totals			16/5	58	702	12.1	35t	3	587	50%



CAREER HIGHLIGHTS (Continued)

- Recorded 30 receptions over the last three games of the season, setting an Eagles record for the most catches over a three-game span
- Posted 450 receiving yards in the final four games of the 2015 season, joining **Jimmy Graham** as the only NFL TEs with at least 450 yards over a four-game span since 2013
- Became the first Eagles TE since **Brent Celek** in 2009 to register back-to-back 100+ yard games after tallying a career-high 152 yards at NYG (1/3/16)
- Caught 13 passes for 122 yards vs. Was. (12/26/15). Became just the fourth NFL TE since 1960 with multiple games with 13+ catches and 100+ yards, joining **Jason Witten** (4), **Kellen Winslow Sr.** (3) and **Tony Gonzalez** (3)

2014 - PHILADELPHIA EAGLES (16/5)

- Set a franchise record with 15 receptions and posted his first-career 100+ yard game (115) at Was. (12/20/14)
- Since 1950, only two NFL TEs have posted 15+ receptions in a single game: Ertz (15 - 12/20/14 at Was.) and **Jason Witten** (18 - 10/28/12 vs. NYG)

2013 - PHILADELPHIA EAGLES (16/3, 1/0)

- Hauled in a 3-yard TD pass from **Nick Foles** to put the team up, 24-23, in the fourth quarter of the NFC Wild Card playoff game vs. NO (1/4/14)



2013 GAME-BY-GAME STATISTICS (PHI)

				RECEIVING					SNAPS	
Date	Opp		GP/S	Rec	Yds	Avg	Lg	TD	No	Pct
Sep 9	at Was	W	1/0	1	11	11.0	11	0	24	30%
Sep 15	SD	L	1/0	2	58	29.0	31	0	12	20%
Sep 19	KC	L	1/0	1	5	5.0	5	0	14	22%
Sep 29	at Den	L	1/1	1	38	38.0	38	0	31	44%
Oct 6	at NYG	W	1/0	2	38	19.0	24	0	33	41%
Oct 13	at TB	W	1/0	3	13	4.3	6	0	42	62%
Oct 20	Dal	L	1/0	3	33	11.0	21	0	23	29%
Oct 27	NYG	L	1/0	1	5	5.0	5	0	27	44%
Nov 3	at Oak	W	1/0	5	42	8.4	15t	1	35	59%
Nov 10	at GB	W	1/0	0	0	---	--	0	33	54%
Nov 17	Was	W	1/0	2	31	15.5	16	0	30	45%
Dec 1	Ari	W	1/0	5	68	13.6	24t	2	38	49%
Dec 8	Det	W	1/1	0	0	---	--	0	26	35%
Dec 15	at Min	L	1/0	6	57	9.5	17	1	45	65%
Dec 22	Chi	W	1/1	1	27	27.0	27	0	15	23%
Dec 29	at Dal	W	1/0	3	43	14.3	17	0	22	33%
Totals			16/3	36	469	13.0	38	4	450	41%
PLAYOFFS										
Jan 4	NO	L	1/0	3	22	7.3	15	1	23	40%
Totals			1/0	3	22	7.3	15	1	23	40%



CAREER HIGHLIGHTS (Continued)

- Led the Eagles with 68 receiving yards while scoring a career-high-tying 2 TDs vs. Ari. (12/1/13). His performance marked the first multi-TD game by an Eagles TE in the regular season since **Chad Lewis** on 12/30/01 vs. NYG and the first by an Eagles rookie TE since **Keith Jackson** on 11/6/88 vs. L.A. Rams
- Recorded his first-career TD reception on a 15-yard throw from **Nick Foles** at Oak. (11/3/13)

COLLEGE HIGHLIGHTS

- Appeared in 38 games at Stanford and recorded 112 receptions for 1,434 yards and 15 TDs in three seasons
- As a junior, was a unanimous first-team All-American after leading all Stanford pass catchers and all FBS tight ends in receiving yards (898) and receptions (69), both school records at the position. Also named to the All-Pac-12 first team and garnered Pac-12 All-Academic honorable mention accolades that year

- As a sophomore, appeared in 10 games (three starts) and hauled in 27 receptions for 343 yards and 4 TDs
- Caught 16 passes for 190 yards and 5 TDs in 13 games as a redshirt freshman. His 5 TDs ranked 3rd on the team, behind **Doug Baldwin** (9) and **Coby Fleener** (7)

TRANSACTIONS

2013

Drafted by PHI in 2nd round (35th overall)

Signed 4-year contract

1/25/16

Signed by PHI to 5-year extension through 2021



6-6 | 243 **7th Year**

DOB: Jan. 20, 1989 (Age 29)



Arizona
D3-12 (88th overall)
by Philadelphia
Acquired: FA-KC-2017



Nick Foles rejoined the Eagles during the 2017 offseason and led the team to its first Super Bowl championship following a season-ending injury to Carson Wentz. Foles, who was named **Super Bowl LII MVP**, owns the highest passer rating in franchise (92.7) and NFL postseason (113.2) history.

HIGHEST PASSER RATING EAGLES ALL-TIME HISTORY

Nick Foles (2012-14, 17)	92.7
Carson Wentz (2016-17)	88.8
Mike Vick (2009-13)	87.7
D. McNabb (1999-2009)	86.5
Sonny Jurgensen (1957-63)	79.1

(min. 600 attempts)

NFL POSTSEASON HISTORY

Nick Foles (2012-17)	113.2
Bart Starr (1956-71)	104.8
Kurt Warner (1998-2009)	102.8
Matt Ryan (2008-17)	100.8
Drew Brees (2001-17)	100.7

(min. 125 attempts)

MOST SUPER BOWL PASSING YARDS

SUPER BOWL-WINNING QUARTERBACKS

466	Tom Brady (NE) (LI)
414	Kurt Warner (StL) (XXXIV)
373	Nick Foles (Phi.) (LII)
357	Joe Montana (SF) (XXIII)
354	Tom Brady (NE) (XXXVIII)

COMPLETION PERCENTAGE

NFL SINGLE-POSTSEASON HISTORY

72.6%	Nick Foles (Phi.) (2017)
71.1%	Peyton Manning (Den.) (2013)
70.6%	Tom Brady (NE) (2007)
70.6%	Drew Brees (NO) (2009)
68.9%	Tom Brady (NE) (2014)

(min. 100 attempts)

7 PASSING TOUCHDOWNS

NFL SINGLE-GAME HISTORY



DREW BREES
11/1/15
vs. NYG




NICK FOLES
11/3/13
at Oak.



PEYTON MANNING
9/5/13
vs. Bal.



JOE KAPP
9/28/69
vs. Bal.



Y.A. TITTLE
10/28/62
vs. Was.



GEORGE BLANDA
11/19/61
vs. NYT



ADRIAN BURK
10/17/54
at Was.



SID LUCKMAN
11/43/43
at NYG



CAREER STATISTICS

Year	Team	GP/S	PASSING										RUSHING					OFF SNAPS	
			Att	Cmp	Pct	Yds	Y/A	TD	Int	Lg	Sk/Yd	Rate	Att	Yds	Avg	Lg	TD	No	Pct
2012	Philadelphia	7/6	265	161	60.8	1699	6.4	6	5	46	20/131	79.1	11	42	3.8	14	1	454	40%
2013	Philadelphia	13/10	317	203	64.0	2891	9.1	27	2	63t	28/173	119.2	57	221	3.9	21	3	702	64%
2014	Philadelphia	8/8	311	186	59.8	2163	7.0	13	10	68t	9/74	81.4	16	68	4.3	14	0	545	46%
2015	St. Louis	11/11	337	190	56.4	2052	6.1	7	10	68	14/98	69.0	17	20	1.2	10	1	653	68%
2016	Kansas City	3/1	55	36	65.5	410	7.5	3	0	49	4/34	105.9	4	-4	-1.0	-1	0	106	10%
2017	Philadelphia	7/3	101	57	56.4	537	5.3	5	2	35	5/44	79.5	11	3	0.3	9	0	212	19%
Totals		49/39	1386	833	60.1	9752	7.0	61	29	68t	80/554	87.4	116	350	3.0	21	5	---	---

PLAYOFFS

2013	Philadelphia	1/1	33	23	69.7	195	5.9	2	0	40	2/19	105.0	1	3	3.0	3	0	58	100%
2016	Kansas City	0/0	0	0	---	0	---	0	0	--	0/0	---	0	0	---	--	0	0	0%
2017	Philadelphia	3/3	106	77	72.6	971	9.2	6	1	55	2/14	115.7	5	-2	-0.4	1	0	204	99%
Totals		4/4	139	100	71.9	1166	8.4	8	1	55	4/33	113.2	6	1	0.2	3	0	---	---

ADDITIONAL STATISTICS

Fumbles/Lost: 27/12 - 2017 (6/2); 2015 (5/2); 2014 (4/3); 2013 (4/2); 2012 (8/3) **Postseason Fumbles/Lost:** 2/0 - 2017 (2/0)

Postseason Receptions: 1-yard TD at NE (2/4/18) ([Super Bowl LII](#))



CAREER HIGHLIGHTS

- Led the Eagles to the first **Super Bowl** championship in franchise history in 2017 after taking over as the starting QB when **Carson Wentz** sustained a season-ending knee injury in Week 14 at L.A. Rams
- Became the first backup QB to win the **Super Bowl** since **Tom Brady** with New England in 2001. Only three QBs in NFL history have won the **Super Bowl** after starting 3-or-fewer games in the regular season: Foles in 2017 (3), **Jeff Hostetler** with N.Y. Giants in 1990 (2) and **Doug Williams** with Washington in 1987 (2)
- Named **Super Bowl LII MVP** after completing 28-of-43 (65.1%) attempts for 373 yards, 3 TDs, 1 INT and a 106.1 passer rating in the 41-33 victory over New England. Also became the first NFL QB to catch a TD in the **Super Bowl** when he caught a 1-yard pass from **Trey Burton** on fourth down on one of the most memorable trick plays in NFL history, known as the "Philly Special"
- Turned in one of the best postseason performances in NFL history in 2017, recording a 100+ passer rating in all 3 playoff games. Finished the stretch 77-of-106 (72.6%) for 971 yards, 6 TDs, 1 INT and a 115.7 passer rating
- In 2017, produced the highest completion percentage (72.6%) in NFL single-postseason history and 3rd-highest passer rating (115.7), behind **Joe Flacco** with Baltimore in 2012 (117.2) and **Drew Brees** with New Orleans in 2009 (117.0) (min. 100 attempts)
- Owns the highest passer rating in NFL postseason history (113.2) (min. 125 attempts). Is the only QB in NFL history to record a 100+ passer rating in each of his first 4 career playoff games (min. 20 attempts per game)

CAREER HIGHS

Pass Attempts	62	10/26/14 at Ari.
Completions	36	10/26/14 at Ari.
Passing Yards	428	12/15/13 at Min.
Yards/Attempt	14.5	11/3/13 at Oak.
Passing Long	68t	9/7/14 vs. Jax.
Passing TDs	7	11/3/13 at Oak.
Completion %	84.0	12/22/13 vs. Chi.
Passer Rating	158.3	11/3/13 at Oak.
Rush Attempts	9	11/17/13 vs. Was.
Rushing Yards	47	11/17/13 vs. Was.
Rushing Long	21	12/15/13 at Min.
Rushing TDs	1	5x, last: 9/13/15 vs. Sea.



2017 GAME-BY-GAME STATISTICS (PHILADELPHIA)																				
				PASSING									RUSHING					SNAPS		
Date	Opp		GP/S	Att	Cmp	Pct	Yds	Y/A	TD	Int	Lg	Sk/Yd	Rat	Att	Yds	Avg	Lg	TD	No	Pct
Sep 10	at Was	W	0/0	DID NOT PLAY																
Sep 17	at KC	L	0/0	DID NOT PLAY																
Sep 24	NYG	W	0/0	DID NOT PLAY																
Oct 1	at LAC	W	0/0	DID NOT PLAY																
Oct 8	Ari	W	0/0	DID NOT PLAY																
Oct 12	at Car	W	0/0	DID NOT PLAY																
Oct 23	Was	W	0/0	DID NOT PLAY																
Oct 29	SF	W	1/0	0	0	---	0	--	0	0	--	0/0	---	2	-2	-1.0	-1	0	9	13%
Nov 5	Den	W	1/0	1	1	100.0	35	35.0	0	0	35	1/8	118.8	1	-1	-1.0	-1	0	14	20%
Nov 19	at Dal	W	0/0	DID NOT PLAY																
Nov 26	Chi	W	1/0	3	3	100.0	21	7.0	0	0	22	0/0	95.8	4	-3	-0.8	0	0	11	14%
Dec 3	at Sea	L	0/0	DID NOT PLAY																
Dec 10	at LAR	W	1/0	10	6	60.0	42	4.2	0	0	16	1/7	69.6	1	9	9.0	9	0	23	25%
Dec 17	at NYG	W	1/1	38	24	63.2	237	6.2	4	0	32	1/4	115.8	2	0	0.0	1	0	68	100%
Dec 25	Oak	W	1/1	38	19	50.0	163	4.3	1	1	25	2/25	59.4	0	0	---	--	0	68	100%
Dec 31	Dal	L	1/1	11	4	36.4	39	3.6	0	1	15	0/0	9.3	1	0	0.0	0	0	19	32%
Totals			7/3	101	57	56.4	537	5.3	5	2	35	5/44	79.5	11	3	0.4	9	0	212	19%
PLAYOFFS																				
Jan 13	Atl	W	1/1	30	23	76.7	246	8.2	0	0	32	1/8	100.1	5	-2	-0.4	1	0	67	100%
Jan 21	Min	W	1/1	33	26	78.8	352	10.7	3	0	53t	1/6	141.4	0	0	---	--	0	62	95%
Feb 4	at NE	W	1/1	43	28	65.1	373	8.7	3	1	55	0/0	106.1	0	0	---	--	0	75	100%
Totals			3/3	106	77	72.6	971	9.2	6	1	55	2/14	115.7	5	-2	-0.4	1	0	204	99%

BELIEVE IT

In July 2018, Foles published an autobiography, *Believe It*, which was written with Joshua Cooley through Tyndale House. The book, which recounts Foles' "journey of success, failure and overcoming the odds," debuted at No. 5 on the *New York Times*' best-seller list for hardcover nonfiction and additionally appeared on the *Publishers Weekly* and *USA Today* best-seller lists. Foles donated 100 percent of *Believe It*'s profits to charity.



BEST CHAMPIONSHIP PERFORMANCE

At the 26th annual **ESPY Awards** in July 2018, Foles was awarded the ESPY for "**Best Championship Performance**," beating out Villanova's Donte DiVincenzo, Golden State Warriors' Kevin Durant and Houston Astros' George Springer for the honor. Foles delivered a powerful and passionate acceptance speech:

"It's been a crazy career. If any of y'all know my career path, it doesn't make sense. But you know, I'm here right now. My teammates, coaches, you know what, we faced so much adversity this year, we have an amazing team. It's so much fun to go to work in that locker room every single day. I couldn't have done it without y'all. We see what happened. We won the first Super Bowl in Philadelphia history, so we've got a special group of guys.

And then to the Philadelphia fans. Y'all get a (bad) rap everywhere, but the passion, y'all bring it every single day. So thank y'all. And finally, there's a lot of kids watching this and it's kind of been the theme. There are going to be people who doubt you. Don't listen to them. What matters is what's in here (taps on chest) and the people who love you and support you. Go out there every day and be bold. Thank you."




2016 GAME-BY-GAME STATISTICS (KANSAS CITY)

				PASSING									RUSHING					SNAPS		
Date	Opp		GP/S	Att	Cmp	Pct	Yds	Y/A	TD	Int	Lg	Sk/Yd	Rat	Att	Yds	Avg	Lg	TD	No	Pct
Sep 11	SD	W	0/0	DID NOT PLAY																
Sep 18	at Hou	L	0/0	DID NOT PLAY																
Sep 25	NYJ	W	0/0	DID NOT PLAY																
Oct 2	at Pit	L	0/0	DID NOT PLAY																
Oct 16	at Oak	W	0/0	DID NOT PLAY																
Oct 23	NO	W	0/0	DID NOT PLAY																
Oct 30	at Ind	W	1/0	22	16	72.7	223	10.1	2	0	49	2/16	135.2	1	-1	-1.0	-1	0	45	61%
Nov 6	Jax	W	1/1	33	20	60.6	187	5.7	1	0	24	2/18	86.3	3	-3	-1.0	-1	0	58	100%
Nov 13	at Car	W	0/0	DID NOT PLAY																
Nov 20	TB	L	0/0	DID NOT PLAY																
Nov 27	at Den	W	0/0	DID NOT PLAY																
Dec 4	at Atl	W	0/0	DID NOT PLAY																
Dec 8	Oak	W	0/0	DID NOT PLAY																
Dec 18	Ten	L	0/0	DID NOT PLAY																
Dec 25	Den	W	0/0	DID NOT PLAY																
Jan 1	at SD	W	1/0	0	0	---	0	---	0	0	--	0/0	---	0	0	---	--	0	3	5%
Totals			3/1	55	36	65.5	410	7.5	3	0	49	4/34	105.9	4	-4	-1.0	-1	0	106	10%
PLAYOFFS																				
Jan 15	Pit	L	0/0	DID NOT PLAY																
Totals			0/0	0	0	---	0	---	0	0	--	0/0	---	0	0	---	--	0	0	0%

PLAYOFFS

Jan 15	Pit	L	0/0	DID NOT PLAY																
Totals			0/0	0	0	---	0	---	0	0	--	0/0	---	0	0	---	--	0	0	0%



CAREER HIGHLIGHTS (Continued)

- Ranks 1st in Eagles history with a 92.7 career passer rating (min. 600 attempts)
- Selected to his first career **Pro Bowl** and earned **Pro Bowl MVP** honors following a career year in 2013. Completed 203-of-317 (64.0%) attempts for 2,891 yards, 27 TDs, 2 INTs and a 119.2 passer rating in only 10 starts
- Produced the best TD-INT ratio (27-2) in NFL history in 2013. Is the only QB in NFL history to record 20+ passing TDs with no more than 2 INTs
- Led the NFL in passer rating (119.2) in 2013. Became the first Eagle to lead the league in passer rating since **Tommy Thompson** in 1949 (84.4)

MONTHLY AWARDS (1)

Award	Month	Year
NFC Offensive Player of the Month	November	2013

WEEKLY AWARDS (2)

Award	Week	Year
NFC Offensive Player of the Week	Week 9	2013
NFC Offensive Player of the Week	Week 6	2013



2015 GAME-BY-GAME STATISTICS (ST. LOUIS)

				PASSING									RUSHING					SNAPS		
Date	Opp		GP/S	Att	Cmp	Pct	Yds	Y/A	TD	Int	Lg	Sk/Yd	Rat	Att	Yds	Avg	Lg	TD	No	Pct
Sep 13	Sea	W	1/1	27	18	66.7	297	11.0	1	0	42	2/21	115.8	4	11	2.8	9	1	58	100%
Sep 20	at Was	L	1/1	32	17	53.1	150	4.7	1	0	40t	1/4	76.3	1	1	1.0	1	0	52	100%
Sep 27	Pit	L	1/1	28	19	67.9	197	7.0	0	1	26	2/10	73.1	1	10	10.0	10	0	50	100%
Oct 4	at Ari	W	1/1	24	16	66.7	171	7.1	3	0	47	1/7	126.9	1	-1	-1.0	-1	0	53	100%
Oct 11	at GB	L	1/1	30	11	36.7	141	4.7	1	4	68	3/18	23.8	1	2	2.0	2	0	70	100%
Oct 25	Cle	W	1/1	23	15	65.2	163	7.1	0	0	41	2/13	86.0	2	-2	-1.0	-1	0	53	100%
Nov 1	SF	W	1/1	23	14	60.9	191	8.3	1	0	66t	0/0	101.9	3	-3	-1.0	-1	0	69	100%
Nov 8	at Min	L	1/1	33	18	54.5	168	5.1	0	0	55	1/8	68.8	1	2	2.0	2	0	74	100%
Nov 15	Chi	L	1/1	36	17	47.2	200	5.6	0	1	37	1/9	53.0	0	0	---	--	0	58	92%
Nov 22	at Bal	L	0/0	DID NOT PLAY																
Nov 29	at Cin	L	1/1	46	30	65.2	228	5.0	0	3	25	1/8	49.9	1	2	2.0	2	0	66	90%
Dec 6	Ari	L	1/1	35	15	42.9	146	4.2	0	1	30	0/0	43.3	2	-2	-1.0	-1	0	50	100%
Dec 13	Det	W	0/0	DID NOT PLAY																
Dec 17	TB	W	0/0	DID NOT PLAY																
Dec 27	at Sea	W	0/0	DID NOT PLAY																
Jan 3	at SF	L	0/0	DID NOT PLAY																
Totals			11/11	337	190	56.4	2052	6.1	7	10	68	14/98	69.0	17	20	1.2	10	1	653	68%



CAREER HIGHLIGHTS (Continued)

- In just his 9th career start at Oak. (11/3/13), became the seventh QB (now eight) in NFL history to throw 7 TDs in a single game, joining **Peyton Manning** (9/5/13 vs. Bal.), **Joe Kapp** (9/28/69 vs. Bal.), **Y.A. Tittle** (10/28/62 vs. Was.), **George Blanda** (11/19/61 vs. N.Y. Titans), **Adrian Burk** (10/17/54 at Was.) and **Sid Luckman** (11/14/43 at NYG)
- Is only the third QB in NFL history to throw 7 TDs with 0 INTs in a single game, joining **Peyton Manning** (9/5/13 vs. Bal.) and **Y.A. Tittle** (10/28/62 vs. Was.). Is the only NFL QB to do so before the start of the fourth quarter

2017 - PHILADELPHIA EAGLES (7/3, 3/3)

- Led the Eagles to the first **Super Bowl** championship in franchise history after taking over as the starting QB when **Carson Wentz** sustained a season-ending knee injury in Week 14 at L.A. Rams
- Named **Super Bowl LII MVP** after completing 28-of-43 (65.1%) attempts for 373 yards, 3 TDs, 1 INT and a 106.1 passer rating in the 41-33 victory over New England. Also became the first NFL QB to catch a TD in the **Super Bowl** when he caught a 1-yard pass from **Trey Burton** on fourth down on one of the most memorable trick plays in NFL history, known as the "Philly Special"
- Turned in one of the best postseason performances in NFL history, recording a 100+ passer rating in all 3 playoff games. Finished the stretch 77-of-106 (72.6%) for 971 yards, 6 TDs, 1 INT and a 115.7 passer rating

3+ PASSING TD GAMES (10)

Date	Opponent	TDs
11/3/13	at Oakland Raiders (W, 49-20)	7
12/17/17	at New York Giants (W, 34-29)	4
2/4/18	at New England Patriots (SB) (W, 41-33)	3
1/21/18	vs. Minnesota Vikings (Conf.) (W, 38-7)	3
10/4/15	at Arizona Cardinals (W, 24-22)	3
9/21/14	vs. Washington Redskins (W, 37-34)	3
12/15/13	at Minnesota Vikings (L, 30-48)	3
12/1/13	vs. Arizona Cardinals (W, 24-21)	3
11/10/13	at Green Bay Packers (W, 27-13)	3
10/13/13	at Tampa Bay Buccaneers (W, 31-20)	3



2014 GAME-BY-GAME STATISTICS (PHILADELPHIA)

				PASSING									RUSHING						SNAPS	
Date	Opp		GP/S	Att	Cmp	Pct	Yds	Y/A	TD	Int	Lg	Sk/Yd	Rat	Att	Yds	Avg	Lg	TD	No	Pct
Sep 7	Jax	W	1/1	45	27	60.0	322	7.2	2	1	68t	5/47	87.5	0	0	---	--	0	87	100%
Sep 15	at Ind	W	1/1	37	21	56.8	331	9.0	1	1	57	0/0	84.4	4	22	5.5	7	0	68	100%
Sep 21	Was	W	1/1	41	27	65.9	325	7.9	3	0	50	0/0	114.4	4	12	3.0	9	0	73	100%
Sep 28	at SF	L	1/1	43	21	48.8	195	4.5	0	2	22	1/4	42.3	1	1	1.0	1	0	60	100%
Oct 5	StL	W	1/1	37	24	64.9	207	5.6	2	1	24t	0/0	86.2	2	13	6.5	14	0	73	100%
Oct 12	NYG	W	1/1	34	21	61.8	248	7.3	2	2	26t	1/3	79.0	2	5	2.5	4	0	72	100%
Oct 26	at Ari	L	1/1	62	36	58.1	411	6.6	2	2	54t	0/0	75.4	2	14	7.0	11	0	92	100%
Nov 2	at Hou	W	1/1	12	9	75.0	124	10.3	1	1	59t	2/20	100.7	1	1	1.0	1	0	20	24%
Nov 10	Car	W	0/0	INACTIVE (SHOULDER)																
Nov 16	at GB	L	0/0	INACTIVE (SHOULDER)																
Nov 23	Ten	W	0/0	INACTIVE (SHOULDER)																
Nov 27	at Dal	W	0/0	INACTIVE (SHOULDER)																
Dec 7	Sea	L	0/0	INACTIVE (SHOULDER)																
Dec 14	Dal	L	0/0	INACTIVE (SHOULDER)																
Dec 20	at Was	L	0/0	INACTIVE (SHOULDER)																
Dec 28	at NYG	W	0/0	INACTIVE (SHOULDER)																
Totals			8/8	311	186	59.8	2163	7.0	13	10	68t	9/74	81.4	16	68	4.3	14	0	545	46%

300+ YARD GAMES (10)

Date	Opponent	Yards
12/15/13	at Minnesota Vikings (L, 30-48)	428
10/26/14	at Arizona Cardinals (L, 20-24)	411
11/3/13	at Oakland Raiders (W, 49-20)	406
12/9/12	at Tampa Bay Buccaneers (W, 23-21)	381
2/4/18	at New England Patriots (SB) (W, 41-33)	373
1/21/18	vs. Minnesota Vikings (Conf.) (W, 38-7)	352
12/23/12	vs. Washington Redskins (L, 20-27)	345
9/15/14	at Indianapolis Colts (W, 30-27)	331
9/21/14	vs. Washington Redskins (W, 37-34)	325
9/7/14	vs. Jacksonville Jaguars (W, 34-17)	322



DUAL-SPORT ATHLETE

Foles starred at Westlake HS (Austin, TX), where he set school career records for passing yards (5,658) and TDs (56), breaking marks previously held by Drew Brees. Foles was teammates with Ravens K Justin Tucker at Westlake. Additionally, Foles was also a three-year starter and two-time MVP for Westlake's basketball team, averaging 15 points and 11 rebounds in 2005-06 while earning all-district honors. He was recruited by numerous Division I basketball programs.

BIRDSEED

Foles and his wife, Tori, have a daughter named Lily. Tori played volleyball at Arizona and is the sister of former Eagles TE Evan Moore. Foles is the son of Melissa and Larry Foles, who both are in the restaurant business. He has two sisters: Lacey and Katie. Foles was a roommate of Brent Celek's brother, Garrett, as a freshman at Michigan State.



@NFoles_9



@nickfoles



2013 GAME-BY-GAME STATISTICS (PHILADELPHIA)

				PASSING									RUSHING					SNAPS		
Date	Opp		GP/S	Att	Cmp	Pct	Yds	Y/A	TD	Int	Lg	Sk/Yd	Rat	Att	Yds	Avg	Lg	TD	No	Pct
Sep 9	at Was	W	0/0	DID NOT PLAY																
Sep 15	SD	L	1/0	1	0	0.0	0	0.0	0	0	--	0/0	39.6	0	0	---	--	0	1	2%
Sep 19	KC	L	0/0	DID NOT PLAY																
Sep 29	at Den	L	1/0	4	3	75.0	49	12.3	1	0	37	0/0	155.2	0	0	---	--	0	7	10%
Oct 6	at NYG	W	1/0	25	16	64.0	197	7.9	2	0	28	1/3	114.9	3	1	0.3	3	0	43	53%
Oct 13	at TB	W	1/1	31	22	71.0	296	9.6	3	0	47t	1/9	133.3	3	2	0.7	4t	1	68	100%
Oct 20	Dal	L	1/1	29	11	37.9	80	2.8	0	0	16	3/15	46.2	3	25	8.3	12	0	56	70%
Oct 27	NYG	L	0/0	INACTIVE (CONCUSSION)																
Nov 3	at Oak	W	1/1	28	22	78.6	406	14.5	7	0	63t	1/1	158.3	4	10	2.5	9	0	51	86%
Nov 10	at GB	W	1/1	18	12	66.7	228	12.7	3	0	55t	3/17	149.3	8	38	4.8	16	0	61	100%
Nov 17	Was	W	1/1	26	17	65.4	298	11.5	0	0	49	3/22	104.3	9	47	5.2	14	1	66	100%
Dec 1	Ari	W	1/1	34	21	61.8	237	7.0	3	0	25	5/35	112.0	9	22	2.4	9	0	77	100%
Dec 8	Det	W	1/1	22	11	50.0	179	8.1	1	1	44	0/0	73.9	6	23	3.8	20	1	75	100%
Dec 15	at Min	L	1/1	48	30	62.5	428	8.9	3	1	51	4/32	103.5	5	41	8.2	21	0	69	100%
Dec 22	Chi	W	1/1	25	21	84.0	230	9.2	2	0	32	2/5	131.7	2	17	8.5	10	0	61	95%
Dec 29	at Dal	W	1/1	26	17	65.4	263	10.1	2	0	35	5/34	124.4	5	-5	-1.0	0	0	67	100%
Totals			13/10	317	203	64.0	2891	9.1	27	2	63t	28/173	119.2	57	221	3.9	21	3	702	64%
PLAYOFFS																				
Jan 4	NO	L	1/1	33	23	69.7	195	5.9	2	0	40	2/19	105.0	1	3	3.0	3	0	58	100%
Totals			1/1	33	23	69.7	195	5.9	2	0	40	2/19	105.0	1	3	3.0	3	0	58	100%

PLAYOFFS

Jan 4	NO	L	1/1	33	23	69.7	195	5.9	2	0	40	2/19	105.0	1	3	3.0	3	0	58	100%
Totals			1/1	33	23	69.7	195	5.9	2	0	40	2/19	105.0	1	3	3.0	3	0	58	100%

100+ RATING GAMES (19)

Date	Opponent	Rating
11/3/13	at Oakland Raiders (W, 49-20)	158.3
11/10/13	at Green Bay Packers (W, 27-13)	149.3
1/21/18	vs. Minnesota Vikings (Conf.) (W, 38-7)	141.4
10/30/16	at Indianapolis Colts (W, 30-14)	135.2
10/13/13	at Tampa Bay Buccaneers (W, 31-20)	133.3
12/22/13	vs. Chicago Bears (W, 54-11)	131.7
10/4/15	at Arizona Cardinals (W, 24-22)	126.9
12/29/13	at Dallas Cowboys (W, 24-22)	124.4
12/17/17	at New York Giants (W, 34-29)	115.8
9/13/15	vs. Seattle Seahawks (W, 34-31)	115.8
10/6/13	at New York Giants (W, 36-21)	114.9
9/21/14	vs. Washington Redskins (W, 37-34)	114.4
12/1/13	vs. Arizona Cardinals (W, 24-21)	112.0
2/4/18	at New England Patriots (SB) (W, 41-33)	106.1
1/4/14	vs. New Orleans Saints (WC) (L, 24-26)	105.0
11/17/13	vs. Washington Redskins (W, 24-16)	104.3
12/15/13	at Minnesota Vikings (L, 30-48)	103.5
11/1/15	vs. San Francisco 49ers (W, 27-6)	101.9
1/13/18	vs. Atlanta Falcons (Div.) (W, 15-10)	100.1

CAREER HIGHLIGHTS (Continued)

- Produced the highest completion percentage (72.6%) in NFL single-postseason history and 3rd-highest passer rating (115.7), behind **Joe Flacco** with Baltimore in 2012 (117.2) and **Drew Brees** with New Orleans in 2009 (117.0) (min. 100 attempts)
- Became the first QB in franchise history to throw for 300+ yards (352), 3 TDs and 0 INTs in a playoff game in the 38-7 win vs. Min. (1/21/18) in the NFC Championship
- Earned his first career playoff win in the 15-10 victory vs. Atl. (1/13/18) in the Divisional Round. Completed 23-of-30 (76.7%) attempts for 246 yards and a 100.1 passer rating. His 76.7% completion percentage was the highest single-game mark in Eagles postseason history
- Threw for 237 yards, 4 TDs, 0 INTs and a 115.8 passer rating in the 34-29 win at NYG (12/17/17), which marked his first start as an Eagle since the 2014 season. The win secured a first-round playoff bye for Philadelphia
- Relieved an injured **Carson Wentz** trailing, 31-35, in the fourth quarter at LAR (12/10/17) and led back-to-back scoring drives to give the Eagles a 37-35 lead. Philadelphia won, 43-35, to clinch its first NFC East title since 2013. Marked his 7th career game-winning drive and 6th career fourth-quarter comeback



2012 GAME-BY-GAME STATISTICS (PHILADELPHIA)

				PASSING									RUSHING					SNAPS		
Date	Opp		GP/S	Att	Cmp	Pct	Yds	Y/A	TD	Int	Lg	Sk/Yd	Rat	Att	Yds	Avg	Lg	TD	No	Pct
Sep 9	at Cle	W	0/0	DID NOT PLAY																
Sep 16	Bal	W	0/0	DID NOT PLAY																
Sep 23	at Ari	L	0/0	DID NOT PLAY																
Sep 30	NYG	W	0/0	DID NOT PLAY																
Oct 7	at Pit	L	0/0	DID NOT PLAY																
Oct 14	Det	L	0/0	DID NOT PLAY																
Oct 28	Atl	L	0/0	DID NOT PLAY																
Nov 5	at NO	L	0/0	DID NOT PLAY																
Nov 11	Dal	L	1/0	32	22	68.8	219	6.8	1	1	44t	2/11	85.3	0	0	---	--	0	58	74%
Nov 18	at Was	L	1/1	46	21	45.7	204	4.4	0	2	25	4/27	40.5	1	0	0.0	0	0	75	100%
Nov 26	Car	L	1/1	21	16	76.2	119	5.7	0	0	16	1/12	89.2	1	0	0.0	0	0	50	100%
Dec 2	at Dal	L	1/1	34	22	64.7	251	7.4	1	0	29	1/11	96.6	0	0	---	--	0	63	100%
Dec 9	at TB	W	1/1	51	32	62.7	381	7.5	2	0	39	6/43	98.6	3	27	9.0	14	1	76	100%
Dec 13	Cin	L	1/1	33	16	48.5	180	5.5	1	1	46	1/3	62.7	2	5	2.5	5	0	56	100%
Dec 23	Was	L	1/1	48	32	66.7	345	7.2	1	1	38	5/24	85.9	4	10	2.5	5	0	76	100%
PLACED ON INJURED RESERVE (HAND) ON 12/26/12																				
Totals			7/6	265	161	60.8	1699	6.4	6	5	46	20/131	79.1	11	42	3.8	14	1	454	40%



CAREER HIGHLIGHTS (Continued)

2016 - KANSAS CITY CHIEFS (3/1)

- Saw action in three games (one start) as a backup to **Alex Smith**. Completed 36-of-55 (65.5%) attempts for 410 yards, 3 TDs, 0 INTs and a 105.9 passer rating

2015 - ST. LOUIS RAMS (11/11)

- Started 11 games in his only season with the Rams and completed 190-of-337 (56.4%) attempts for 2,052 yards, 7 TDs, 10 INTs and a 69.0 passer rating

2014 - PHILADELPHIA EAGLES (8/8)

- Posted his third career 400+ yard game (411) and set career highs in attempts (62) and completions (36) at Ari. (10/26/14)
- Became the sixth QB since 1950 to throw for 320+ yards in each of the first three games of the season, joining **Drew Brees** (2013), **Robert Griffin III** (2013), **Tom Brady** (2011), **Kurt Warner** (2000) and **Drew Bledsoe** (1994)

2013 - PHILADELPHIA EAGLES (13/10, 1/1)

- Selected to his first career **Pro Bowl** and earned **Pro Bowl MVP** honors following a career year. Completed 203-of-317 (64.0%) attempts for 2,891 yards, 27 TDs, 2 INTs and a 119.2 passer rating in only 10 starts
- Produced the best TD-INT ratio (27-2) in NFL history. Is the only QB in NFL history to record 20+ passing TDs with no more than 2 INTs



CAREER HIGHLIGHTS (Continued)

- Led the NFL in passer rating (119.2). Became the first Eagle to lead the league in passer rating since **Tommy Thompson** in 1949 (84.4). His 9 games with a 100+ passer rating tied a franchise record (**Donovan McNabb** in 2004) and ranked 2nd in the NFL, trailing only **Peyton Manning** (10)
- In his first career playoff start vs. NO (1/4/14), completed 69.7% (23-of-33) of his passes for 195 yards, 2 TDs and a 105.0 passer rating
- Helped the Eagles clinch the NFC East title after completing 17-of-26 (65.4%) attempts for 262 yards, 2 TDs and a 124.4 passer rating at Dal. (12/29/13)
- Set a franchise record with an 84.0% (21-of-25) completion percentage vs. Chi. (12/22/13), along with 230 yards, 2 TDs and a 131.7 passer rating
- Threw for a career-high 428 yards at Min. (12/15/13)
- Set an Eagles franchise record with 237 pass attempts without an INT (12/23/12-12/8/13)
- Earned **NFC Offensive Player of the Month** honors for November 2013, when he set an NFL record for passer rating in a calendar month (152.8) (min. 50 attempts). In three games, completed 51-of-72 (70.8%) passes for 932 yards, 10 TDs and 0 INTs
- In just his 9th career start at Oak. (11/3/13), became the seventh QB (now eight) in NFL history to throw 7 TDs in a single game, joining **Peyton Manning** (9/5/13 vs. Bal.), **Joe Kapp** (9/28/69 vs. Bal.), **Y.A. Tittle** (10/28/62 vs. Was.), **George Blanda** (11/19/61 vs. N.Y. Titans), **Adrian Burk** (10/17/54 at Was.) and **Sid Luckman** (11/14/43 at NYG)
- Is only the third QB in NFL history to throw 7 TDs with 0 INTs in a single game, joining **Peyton Manning** (9/5/13 vs. Bal.) and **Y.A. Tittle** (10/28/62 vs. Was.). Is the only NFL QB to do so before the start of the fourth quarter
- Earned **NFC Offensive Player of the Week** honors for his 7-TD performance. His jersey, cleats and the football from the 7th TD are on display at the Pro Football Hall of Fame
- Completed 22-of-31 (71.0%) attempts for 296 yards, 3 TDs and a 133.3 QB rating en route to **NFC Offensive Player of the Week** honors at TB (10/13/13)

2012 - PHILADELPHIA EAGLES (7/6)

- Rallied from a 21-10 deficit in the fourth quarter at TB (12/9/12) with 2 TDs in the final four minutes. Along the way, tallied an Eagles rookie record 381 passing yards
- Started his first NFL game in his home state of Texas, completing 64.7% (22-of-34) of his passes for 251 yards and 1 TD at Dal. (12/2/12)
- In his first NFL action in place of injured **Michael Vick** vs. Dal. (11/11/12), threw for 219 yards and recorded his first career TD (44 yards to **Jeremy Maclin**)



COLLEGE HIGHLIGHTS

- Finished his career at Arizona as the school's all-time leader in attempts (1,369), completions (933), passing yards (10,011) and TDs (67)
- As a senior in 2011, earned Honorable Mention All-Pac 12 honors after throwing for a school single-season record 4,334 yards and 28 TDs
- Received honorable mention All-Pac 10 accolades as a junior in 2010, throwing for 3,191 yards and 20 TDs
- Totaled 2,486 yards and 19 TDs and was named honorable mention All-Pac 10 as a sophomore in 2009

TRANSACTIONS

2012	Drafted by PHI in 3rd round (88th overall) <i>Signed 4-year contract</i>
12/26/12	Placed on Injured Reserve (hand)
3/10/15	Traded from PHI to StL for QB Sam Bradford and 2015 5th-round draft choice
8/8/15	Signed by StL to 2-year contract extension through 2017
7/27/16	Released by StL
8/5/16	Signed by KC to 1-year contract
3/13/17	Agreed to terms with PHI on 2-year contract



6-2 | 230  **2nd Year**

DOB: Feb. 23, 1995 (Age 23)

**Sioux Falls,
South Dakota**

**Washington
High School** 



Nebraska
D5b-17 (184th overall)
by Philadelphia



Nathan Gerry (pronounced GARY) was selected by the Eagles in the 5th round (184th overall) of the 2017 NFL Draft. Formerly a safety at Nebraska, Gerry made the transition to linebacker as a rookie and saw action primarily on the special teams units. He finished tied for 6th on the team with 181 special teams snaps and registered 6 special teams tackles in 10 games.

SPECIAL TEAMS SNAPS EAGLES PLAYERS IN 2017

Kamu Grugier-Hill	345 (75%)
Trey Burton	308 (67%)
Najee Goode	293 (64%)
Corey Clement	291 (64%)
Mack Hollins	232 (51%)
Nathan Gerry	181 (40%)
Corey Graham	181 (40%)

Gerry ranked 2nd among Eagles rookies with 6 special teams tackles in 2017, trailing only Corey Clement (10).

MOST INTERCEPTIONS

NCAA SAFETIES (2014-16)

14	Gerod Holliman (Louisville)
14	Xavier Woods (La. Tech)
13	Nathan Gerry (Nebraska)
13	Dylan Haines (Texas)

THREE STEP DROP

First job: Host at Famous Dave's

**Best player he ever lined up against:
Lions RB Ameer Abdullah**

**Player he models his game after:
Vikings S Harrison Smith**

Moment left star stuck:

"My first preseason game. I was on the sidelines and Green Bay made a play on our sideline and I was like, 'Oh wow, that's Clay Matthews.' That was probably the first one that I was really star struck by."

Favorite quote: "A winner never quits and a quitter never wins."

CAREER HIGHLIGHTS

2017 - PHILADELPHIA EAGLES (10/1, 3/0)

- Finished tied for 6th on the team with 181 special teams snaps and registered 6 special teams tackles
- Saw the first defensive action of his NFL career vs. Dal. (12/31/17) and recorded 1 solo tackle and 1 PD

COLLEGE HIGHLIGHTS

- Named a Bednarik Award semifinalist, earned All-America recognition and received first-team All-Big Ten honors as a senior in 2016. Played in 11 games (all starts) and finished 2nd on the team with 74 tackles. Added 4 INTs for the third-consecutive season





CAREER STATISTICS

Year	Team	GP/S	TACKLES					PASS DEFENSE						FUMBLES			DEF SNAPS	
			Total	Solo	Asst	TFL	Sacks	Int	Yds	Lg	TD	PD	QPH	FF	FR	Yds	No	Pct
2017	Philadelphia	10/1	1	1	0	0	0.0	0	0	--	0	1	0	0	0	0	20	2%
Totals		10/1	1	1	0	0	0.0	0	0	--	0	1	0	0	0	0	---	---

PLAYOFFS

2017	Philadelphia	3/0	0	0	0	0	0.0	0	0	--	0	0	0	0	0	0	1	1%
Totals		3/0	0	0	0	0	0.0	0	0	--	0	0	0	0	0	0	---	---

ADDITIONAL STATISTICS

Special Teams Tackles: 6 - 2017 (6)



CAREER HIGHS

Tackles	1	12/31/17 vs. Dal.
Sacks	--	---
INTs	--	---
PDs	1	12/31/17 vs. Dal.
FFs	--	---
FRs	--	---

2017 GAME-BY-GAME STATISTICS (PHI)

Date	Opp	GP/S	Tot	Solo	Sk	Int	PD	FF	FR	Snap	Pct
SIGNED FROM PRACTICE SQUAD TO ACTIVE ROSTER (10/19/17)											
Oct 23	Was	W	1/0	0	0	0.0	0	0	0	0	0%
Oct 29	SF	W	1/0	0	0	0.0	0	0	0	0	0%
Nov 5	Den	W	1/0	0	0	0.0	0	0	0	0	0%
Nov 19	at Dal	W	1/0	0	0	0.0	0	0	0	0	0%
Nov 26	Chi	W	1/0	0	0	0.0	0	0	0	0	0%
Dec 3	at Sea	L	1/0	0	0	0.0	0	0	0	0	0%
Dec 10	at LAR	W	1/0	0	0	0.0	0	0	0	0	0%
Dec 17	at NYG	W	1/0	0	0	0.0	0	0	0	0	0%
Dec 25	Oak	W	1/0	0	0	0.0	0	0	0	0	0%
Dec 31	Dal	L	1/1	1	1	0.0	0	1	0	0	29%
Totals		10/1	1	1	0.0	0	1	0	0	20	2%
PLAYOFFS											
Jan 13	Atl	W	1/0	0	0	0.0	0	0	0	0	0%
Jan 21	Min	W	1/0	0	0	0.0	0	0	0	1	1%
Feb 4	at NE	W	1/0	0	0	0.0	0	0	0	0	0%
Totals		3/0	0	0	0.0	0	0	0	0	1	1%

COLLEGE HIGHLIGHTS (Continued)

- Voted third-team All-Big Ten by the media as a junior in 2015 after leading the Huskers with 79 tackles and 4 INTs
- Earned Honorable Mention All-Big Ten accolades from the league's coaches as a sophomore in 2014. Started every game and led Nebraska with a career-high 5 INTs, all in conference games. Capped the regular season with a career-high 15 tackles and an INT at Iowa (11/28/14) to earn Big Ten Defensive Player of the Week honors

TRANSACTIONS

- 2017** Drafted by PHI in 5th round (184th overall)
Signed 4-year contract
- 9/2/17** Waived by PHI
- 9/4/17** Signed by PHI to practice squad
- 10/19/17** Signed by PHI from practice squad to active roster

BIRDSEED

Gerry is the son of Kelli and Brian Gerry. During college, Gerry majored in sociology and volunteered his time with team hospital visits, Big Brothers/Big Sisters and Uplifting Athletes.

Gerry helped lead Washington (SD) High School's football team to a 48-3 record and three state championships. He was a two-way starter, playing running back and wide receiver. Gerry also handled kicking and punting duties as a senior.

Gerry was also a track standout in high school, winning his second straight 200-meter state title as a senior as well as the 100-meter event. Gerry set the state record in the 200 meters with a time of 21.52.



@NathanGerry



@nathangerry



5-11 | 191 **2nd Year**

DOB: March 20, 1995 (Age 23)



**Cleveland,
Ohio**

**Cleveland Heights
High School**



West Virginia

**D5a-17 (166th overall)
by Philadelphia**



Originally selected by the Eagles in the 5th round (166th overall) of the 2017 NFL Draft, **Shelton Gibson** carved out a special teams role as a gunner on the punt team in his debut season. An All-Big 12 honoree at West Virginia, Gibson ranked 2nd in the NCAA in yards per reception (23.0) from 2015-16.

RECEIVING AVERAGE

NCAA PLAYERS (2015-16)

Jalen Robinette (Air Force)	26.2
Shelton Gibson (WVU)	23.0
Mack Hollins (UNC)	22.9
Chris Moore (Cincinnati)	21.8
Bryce Treggs (California)	21.2

(min. 40 receptions)

MOST RECEIVING TDs

BIG 12 CONFERENCE PLAYERS (2015-16)

21	Dede Westbrook (Oklahoma)
20	Corey Coleman (Baylor)
20	James Washington (OSU)
19	K.D. Cannon (Baylor)
17	Shelton Gibson (WVU)

THREE STEP DROP

Nickname: Gibby

First job: Busboy and dishwasher
at Asian stir-fry restaurant

Favorite movies: *Rugrats in Paris*
and *Homeward Bound: The
Incredible Journey*

Favorite TV show: *Quantico*

Favorite meal: Hot wings and fries
with ranch dressing

Three favorite throwback jerseys:
Michael Jordan, *Space Jam*
Tune Squad; LeBron James,
Cleveland Cavaliers; Coco Crisp,
Cleveland Indians



CAREER HIGHLIGHTS

2017 - PHILADELPHIA EAGLES (5/0, 3/0)

- Saw action primarily as a gunner on the punt team in the second half of the season. Played 44 special teams snaps and posted 1 special teams tackle
- Recorded the first 2 receptions of his career for 11 yards in the season finale vs. Dal. (12/31/17)
- Made his NFL debut in the 31-3 win vs. Chi. (11/26/17)

COLLEGE HIGHLIGHTS

- Totaled 84 receptions for 1,898 yards (22.6 avg.) and 17 TDs in 38 career games at West Virginia. Also recorded 53 kickoff returns for 1,244 yards (23.5 avg.)
- Earned second-team All-Big 12 honors after ranking 4th in the NCAA in receiving average (22.1) as a junior in 2016. Registered career highs in receptions (43) and receiving yards (951)



CAREER STATISTICS

Year	Team	GP/S	RECEIVING					OFF SNAPS	
			Rec	Yds	Avg	Lg	TD	No	Pct
2017	Philadelphia	5/0	2	11	5.5	6	0	17	2%
Totals		5/0	2	11	5.5	6	0	---	---

PLAYOFFS

2017	Philadelphia	3/0	0	0	---	--	0	0	0%
Totals		3/0	0	0	---	--	0	---	---

ADDITIONAL STATISTICS

Special Teams Tackles: 1 - 2017 (1)

CAREER HIGHS

Receptions	2	12/31/17 vs. Dal.
Receiving Yards	11	12/31/17 vs. Dal.
Receiving Long	6	12/31/17 vs. Dal.
Receiving TDs	--	---



BIRDSEED

Gibson is the son of Shalett and Shelton Gibson and has four siblings. He majored in multi-disciplinary studies.

Gibson prepped at Cleveland Heights HS (Cleveland, OH), where he finished with 700 receiving yards as a senior while scoring as a receiver, rusher, kickoff returner, punt returner and passed for a TD.

Gibson also lettered in track and field, participating in sprints and relays.



@sheltongibson_

2017 GAME-BY-GAME STATISTICS (PHI)

Date	Opp	GP/S	RECEIVING					SNAPS	
			Rec	Yds	Avg	Lg	TD	No	Pct
Sep 10	at Was	W	0/0	INACTIVE					
Sep 17	at KC	L	0/0	INACTIVE					
Sep 24	NYG	W	0/0	INACTIVE					
Oct 1	at LAC	W	0/0	INACTIVE					
Oct 8	Ari	W	0/0	INACTIVE					
Oct 12	at Car	W	0/0	INACTIVE					
Oct 23	Was	W	0/0	INACTIVE					
Oct 29	SF	W	0/0	INACTIVE					
Nov 5	Den	W	0/0	INACTIVE					
Nov 19	at Dal	W	0/0	INACTIVE					
Nov 26	Chi	W	1/0	0	0	0.0	0	0	4 5%
Dec 3	at Sea	L	1/0	0	0	0.0	0	0	0 0%
Dec 10	at LAR	W	1/0	0	0	0.0	0	0	0 0%
Dec 17	at NYG	W	1/0	0	0	0.0	0	0	0 0%
Dec 25	Oak	W	0/0	INACTIVE					
Dec 31	Dal	L	1/0	2	11	5.5	6	0	13 22%
Totals		5/0	2	11	5.5	6	0	17	2%

PLAYOFFS

Jan 13	Atl	W	1/0	0	0	---	--	0	0 0%
Jan 21	Min	W	1/0	0	0	---	--	0	0 0%
Feb 4	at NE	W	1/0	0	0	---	--	0	0 0%
Totals		3/0	0	0	---	--	0	0	0%

COLLEGE HIGHLIGHTS (Continued)

- Named All-Big 12 Honorable Mention as a sophomore in 2015 after ranking 2nd in the NCAA in receiving average (23.97), trailing only Eagles teammate **Mack Hollins** (24.8). Produced 37 catches for 887 yards and a career-high 9 TDs. Returned 11 kickoffs for 361 yards (32.8 avg.), including a 100-yard TD at Baylor (10/17/15)

TRANSACTIONS

2017

Drafted by PHI in 5th round (166th overall)
Signed 4-year contract



6-5 | 256  **Rookie**

DOB: Jan. 3, 1995 (Age 23)

★
**Britton,
South Dakota**

**Britton-Hecla
High School**



South Dakota State
D2-18 (49th overall)
by Philadelphia

MOST RECEIVING YARDS

NCAA FCS PLAYERS (2016-17)

2,652	Nathan Stewart (SHSU)
2,570	Troy Pelletier (Lehigh)
2,410	Keelan Doss (UC Davis)
2,404	Dallas Goedert (SDSU)*

** Led all NCAA FCS tight ends*

NCAA FCS TIGHT ENDS IN 2017

1,111	Dallas Goedert (SDSU)
817	Donald Parham (Stetson)
773	Andrew Vollert (Weber St.)

THREE STEP DROP

First job: Owned a lawn care company

Surprisingly good at: Unicycling

Players he models his game after:
Zach Ertz and Travis Kelce

Favorite athletes growing up:
Brett Favre and Aaron Rodgers

Favorite TV show: *The Office*

Favorite music: Country, Sam Hunt



Originally selected by the Eagles in the 2nd round (49th overall) of the 2018 NFL Draft, **Dallas Goedert** (pronounced GOD-ert) was a two-time FCS All-American (2016-17) at South Dakota State, where he amassed 1,000+ receiving yards as a junior and senior and totaled a school-record 92 catches in 2016.

MOST RECEPTIONS

NCAA FCS PLAYERS (2016-17)

Troy Pelletier (Lehigh)	201
Keelan Doss (UC Davis)	181
Justin Watson (Penn)	170
Dallas Goedert (SDSU)*	164

** Led all NCAA FCS tight ends*

NCAA FCS TIGHT ENDS IN 2017

Dallas Goedert (SDSU)	72
A. Vollert (Weber St.)	61
Donald Parham (Stetson)	58

MOST RECEIVING TDs

NCAA FCS TIGHT ENDS (2016-17)

Ross Dwelley (San Diego)	20
Dallas Goedert (SDSU)	18
Andrew Vollert (Weber St.)	12

COLLEGE HIGHLIGHTS

- A two-time FCS All-America First Team selection (2016-17) and two-time FCS Walter Payton Award finalist (2016-17) at South Dakota State, where he finished with the 3rd-most receptions (198), 4th-most receiving yards (2,988) and 5th-most receiving TDs (21) in school history
- Over his last two seasons at South Dakota State (2016-17), led all FCS TEs in receptions (164) and receiving yards (2,404) and ranked 2nd among that group in receiving TDs (18)
- As a senior in 2017, earned first-team All-MVFC honors after leading the nationally-ranked Jackrabbits with 72 receptions and 1,111 receiving yards



COLLEGE STATISTICS

			RECEIVING				
Year	Team	GP	Rec	Yds	Avg	Lg	TD
2014	South Dakota St.	14	8	100	12.5	21	0
2015	South Dakota St.	12	26	484	18.6	77t	3
2016	South Dakota St.	13	92	1293	14.1	70t	11
2017	South Dakota St.	14	72	1111	15.4	57	7
Totals		53	198	2988	15.1	77t	21



COLLEGE HIGHLIGHTS (Continued)

- Also ranked 2nd on the team with 7 receiving TDs as a senior. Caught TDs in FCS playoff games against Northern Iowa (12/2/17) and at James Madison (12/16/17)
- Earned all-conference honors as a junior in 2016 after setting a South Dakota State single-season record with 92 receptions. His 1,293 receiving yards were the 5th-most in a season by a Jackrabbit and the most by a TE. Caught 8 passes for 204 yards and tied a school record with 4 TDs in the home win over Western Illinois (10/1/16)
- Named first-team All-MVFC following his sophomore year in 2015. Recorded 2 receptions for 43 yards, including a 30-yard TD, in the FCS playoff game at Montana (11/28/15)

TRANSACTIONS

2018

Drafted by PHI in 2nd round (49th overall)
Signed 4-year contract

EXPERT UNICYCLIST

Goedert is not just an athlete in the traditional sense - he is also a skilled unicyclist. "I was looking through the JCPenney catalog one day - the Christmas catalog, the thick one. I saw a unicycle and I told my mom that I wanted one. She said, 'Well, your grandpa has a bunch of unicycles. We used to ride them all the time.' So I said, 'Can we go get one?' Let's do it.' So I learned how. I have three other cousins that know how, too. And we ride in parades or centennials, 125th, Fourth of July parades in small towns around Britain. It was one of the biggest attractions in the parade, people love seeing it." Perhaps the greatest feat of Goedert's unicycling career is learning how to ride a six-foot unicycle, which he says requires starting off the back of a truck.

DALLAS IN PHILLY

Goedert's first name, Dallas, comes from his dad, who was a Dallas Cowboys fan, though his stepdad raised him to root for the Green Bay Packers. That being said, Goedert assures that everyone in his family now loves the Eagles. Additionally, shortly after he was selected by Philadelphia in the 2nd round of the 2018 NFL Draft, Goedert took notice of a handful of GoFundMe pages lobbying for him to change his name to 'Philly.'

"We're going to have a little bit of trouble with that, but hopefully I can make enough plays that they'll get over [my name being Dallas]."

BASKETBALL STAR

Goedert was a very talented basketball player and considers the sport his first 'true love.' However, his mom helped him focus on football with some friendly advice. "She said I'm going to have a better chance playing college football than basketball because 22 people start in football and only five start in basketball. I think she was just telling me that being 6'5" is being too short to be a three, four or five guy in the NBA."

Goedert definitely notices the impact that basketball has had on his football career. "Beating man coverage is a lot like driving to the hole, doing a crossover to get by somebody. And then any time you're in the red zone you're using your body like you're boxing out, or go up and catch a fade ball like you are high-pointing a rebound. A lot of things translate."

BIRDSEED

Goedert was a two-time honorable mention all-state selection and three-time all-conference pick in both football and basketball at Britton-Hecla High School.



@goedert33



@goedert33



6-2 | 265  **9th Year**

DOB: April 3, 1988 (Age 30)

AP
2016



2017

Originally selected by Philadelphia with the 13th-overall pick in the 2010 NFL Draft, **Brandon Graham** is the longest-tenured member of the Eagles defense. In 2017, Graham was named a Pro Bowl first alternate after leading the team with career highs in sacks (9.5) and TFL (16). Graham also ranks 8th in the NFL with 11 FFs since 2014.

Detroit, Michigan

Crockett Vocational Technical



Michigan

D1-10 (13th overall) by Philadelphia

TACKLES FOR LOSS

EAGLES PLAYERS IN 2017

16	Brandon Graham
13	Vinny Curry
11	Malcolm Jenkins
9	Derek Barnett
9	Tim Jernigan

THREE STEP DROP

Bucket list: Drive a NASCAR car

First jersey: Dave Bing, Detroit Pistons

First job: Working the grill at McDonald's

Favorite Halloween costume: Batman, when he was 10 years old

Favorite movie: *Equalizer*

Favorite book: *New Money: Staying Rich* by Phillip Buchanan

Favorite quote: "Those who stay, will be champions." - Bo Schembechler

MOST SACKS

EAGLES PLAYERS IN 2017

Brandon Graham	9.5
Fletcher Cox	5.5
Derek Barnett	5.0
Chris Long	5.0

MOST FORCED FUMBLES

NFL PLAYERS SINCE 2014

Lavonte David (TB)	15
Jamie Collins (Cle.)	12
Bruce Irvin (Oak.)	12
Chandler Jones (Ari.)	12
Ryan Kerrigan (Was.)	12
Robert Quinn (LAR)	12
Cameron Wake (Mia.)	12
Brandon Graham (Phi.)	11

CAREER HIGHLIGHTS

- Recorded the top defensive play of **Super Bowl LII** when he strip-sacked Patriots QB **Tom Brady** in the fourth quarter (recovered by **Derek Barnett**). The takeaway set up a 46-yard FG by **Jake Elliott** that gave the Eagles a 41-33 lead with 1:05 remaining
- Voted second-team **All-Pro** by the *Associated Press* in 2016
- Has produced the 8th-most FFs (11) in the NFL since 2014, trailing only **Lavonte David** (15), **Jamie Collins** (12), **Bruce Irvin** (12), **Chandler Jones** (12), **Ryan Kerrigan** (12), **Robert Quinn** (12) and **Cameron Wake** (12)



CAREER STATISTICS

Year	Team	GP/S	TACKLES					PASS DEFENSE						FUMBLES			DEF SNAPS	
			Total	Solo	Asst	TFL	Sacks	Int	Yds	Lg	TD	PD	QPH	FF	FR	Yds	No	Pct
2010	Philadelphia	13/6	19	12	7	1	3.0	0	0	--	0	0	13	2	0	0	N/A	N/A
2011	Philadelphia	3/0	4	2	2	1	0.0	0	0	--	0	0	1	0	0	0	N/A	N/A
2012	Philadelphia	16/6	50	34	16	7	5.5	0	0	--	0	1	27	2	1	0	420	40%
2013	Philadelphia	16/0	21	14	7	2	3.0	0	0	--	0	0	7	1	0	0	323	27%
2014	Philadelphia	16/1	43	29	14	13.5	5.5	0	0	--	0	0	18	4	0	0	499	43%
2015	Philadelphia	16/10	63	44	19	12.5	6.5	0	0	--	0	1	7	3	0	0	858	71%
2016	Philadelphia	16/16	64	50	14	14	5.5	0	0	--	0	1	30	2	1	4	764	75%
2017	Philadelphia	15/15	51	43	8	16	9.5	0	0	--	0	1	27	2	1	0	666	65%
Totals		111/54	315	228	87	67	38.5	0	0	--	0	4	130	15	3	4	---	---

PLAYOFFS

2010	Philadelphia	0/0	PLACED ON INJURED RESERVE (KNEE) ON 12/14/10															
2013	Philadelphia	1/0	2	1	1	0	1.0	0	0	--	0	0	1	0	0	0	22	31%
2017	Philadelphia	3/3	5	4	1	0	1.0	0	0	--	0	0	13	1	0	0	162	79%
Totals		3/2	7	5	2	0	2.0	0	0	--	0	0	14	1	0	0	---	---

ADDITIONAL STATISTICS

Special Teams Tackles: 15 - 2014 (8); 2013 (7)

CAREER HIGHS

Tackles	10	12/13/12 vs. Cin.
Sacks	2.5	12/13/12 vs. Cin.
INTs	--	---
PDs	1	4x, last: 10/23/17 vs. Was.
FFs	2	11/8/15 at Dal.
FRs	1	2x, last: 9/25/16 vs. Pit.



BIGGEST INFLUENCE

Graham names his mother, Tasha Graham, as being the most influential person in his life. A cancer survivor, Tasha was diagnosed with leukemia at a young age. She spent most of her life working at a Chrysler auto plant to support Brandon and his three sisters.

Recalled Tasha, "The doctors told me I would never be able to have kids, so I cherish them because of that. When I was working at Chrysler, working hard, trying to make ends meet, it was for them and Brandon saw that."

THE SELECT 100

Graham organized a co-ed, high school football camp in Michigan called the Select 100 that takes 10 students (five boys and five girls) from each of Detroit's 20 public schools. The inaugural camp helps promote teamwork, confidence through sports and self esteem.

FUTURE PLANS

Graham is currently nine credits shy of obtaining a degree in sports management and plans to finish following his football career. He has also taken an interest in sports broadcasting and would like to attend the NFL's Broadcast Boot Camp.

HIGH SCHOOL STANDOUT

Graham was a four-year starter at Crockett Vocational Technical (Detroit, MI) and earned *Parade*, *EA Sports* and *USA Today* first-team All-America honors as a senior. That year, he was also named the Michigan Gatorade Player of the Year. Graham recorded 307 tackles, including 112 TFL, 56 sacks, 16 FRs, 6 FFs and 2 INTs during his high school career. Additionally, Graham averaged more than 40 yards per attempt as a punter. Outside of football, Graham lettered in basketball and track and field. He regularly donates uniforms and equipment to his high school alma mater.



@brandongraham55



@sack_55



2017 GAME-BY-GAME STATISTICS (PHI)

Date	Opp		GP/S	Tot	Solo	Sk	Int	PD	FF	FR	Snaps	Pct
Sep 10	at Was	W	1/1	4	3	2.0	0	0	1	0	43	68%
Sep 17	at KC	L	1/1	5	5	0.5	0	0	0	0	38	72%
Sep 24	NYG	W	1/1	1	1	0.0	0	0	0	0	46	67%
Oct 1	at LAC	W	1/1	2	1	0.0	0	0	0	0	44	77%
Oct 8	Ari	W	1/1	4	4	1.0	0	0	0	0	43	72%
Oct 12	at Car	W	1/1	3	1	0.5	0	0	0	0	62	76%
Oct 23	Was	W	1/1	1	1	0.0	0	1	0	0	44	69%
Oct 29	SF	W	1/1	3	2	1.0	0	0	0	0	44	67%
Nov 5	Den	W	1/1	5	5	0.0	0	0	0	0	40	62%
Nov 19	at Dal	W	1/1	4	4	1.0	0	0	0	0	44	70%
Nov 26	Chi	W	1/1	5	5	1.0	0	0	1	0	34	62%
Dec 3	at Sea	L	1/1	5	4	1.5	0	0	0	0	47	76%
Dec 10	at LAR	W	1/1	1	1	0.0	0	0	0	1	36	75%
Dec 17	at NYG	W	1/1	4	3	1.0	0	0	0	0	63	72%
Dec 25	Oak	W	1/1	4	3	0.0	0	0	0	0	38	55%
Dec 31	Dal	L	0/0	INACTIVE (ANKLE)								
Totals			15/15	51	43	9.5	0	1	2	1	666	65%

PLAYOFFS

Jan 13	Atl	W	1/1	3	2	0.0	0	0	0	0	57	90%
Jan 21	Min	W	1/1	0	0	0.0	0	0	0	0	53	79%
Feb 4	at NE	W	1/1	2	2	1.0	0	0	1	0	52	68%
Totals			3/3	5	4	1.0	0	0	1	0	162	79%



BIRDSEED

Graham is the son of Tasha Graham and Derrick Walton and has three younger sisters: Brittany, Mikayla and Brianna. Graham married Carlyne Williams in 2014 and resides in Philadelphia. The couple gave birth to their first child, daughter Emerson, in the winter of 2016. They also have a cocker spaniel named Midnight.

Graham began playing football as a linebacker, center and running back for the Detroit Giants when he was 7 years old. His greatest love besides football growing up was doing flips in gymnastics. "I started doing it when I was young and I just got better and better. It's really fun. I can do about 10 in a row now."

2016 GAME-BY-GAME STATISTICS (PHI)

Date	Opp		GP/S	Tot	Solo	Sk	Int	PD	FF	FR	Snaps	Pct
Sep 11	Cle	W	1/1	3	2	1.0	0	0	1	0	36	69%
Sep 19	at Chi	W	1/1	4	4	1.0	0	0	0	0	37	71%
Sep 25	Pit	W	1/1	4	2	1.0	0	0	0	1	42	70%
Oct 9	at Det	L	1/1	6	5	0.0	0	0	0	0	53	87%
Oct 16	at Was	L	1/1	3	2	0.0	0	0	0	0	57	77%
Oct 23	Min	W	1/1	3	2	1.0	0	0	1	0	57	75%
Oct 30	at Dal	L	1/1	6	4	0.0	0	1	0	0	64	82%
Nov 6	at NYG	L	1/1	1	1	0.0	0	0	0	0	52	81%
Nov 13	Atl	W	1/1	3	3	1.0	0	0	0	0	38	76%
Nov 20	at Sea	L	1/1	2	1	0.0	0	0	0	0	48	72%
Nov 28	GB	L	1/1	6	5	0.0	0	0	0	0	54	76%
Dec 4	at Cin	L	1/1	9	9	0.0	0	0	0	0	49	77%
Dec 11	Was	L	1/1	2	2	0.0	0	0	0	0	33	79%
Dec 18	at Bal	L	1/1	6	3	0.5	0	0	0	0	43	74%
Dec 22	NYG	W	1/1	4	3	0.0	0	0	0	0	63	71%
Jan 1	Dal	W	1/1	2	2	0.0	0	0	0	0	38	68%
Totals			16/16	64	50	5.5	0	1	2	1	764	75%

CAREER HIGHLIGHTS (Continued)

2017 - PHILADELPHIA EAGLES (15/15, 3/3)

- Recorded the top defensive play of **Super Bowl LII** when he strip-sacked Patriots QB **Tom Brady** in the fourth quarter (recovered by **Derek Barnett**). The takeaway set up a 46-yard FG by **Jake Elliott** that gave the Eagles a 41-33 lead with 1:05 remaining
- Named a Pro Bowl first alternate after leading the team with a career-high 9.5 sacks, which are the most by an Eagle since **Fletcher Cox** in 2015 (9.5)
- Sealed the victory with a 16-yard fumble recovery TD forced by **Nigel Bradham** in the 43-35 win at LAR (12/10/17). Marked the first TD of his NFL career
- Recorded 2.0 sacks at Was. (9/10/17), including a strip-sack of Redskins QB **Kirk Cousins** that led to a 20-yard fumble recovery TD by **Fletcher Cox**

2016 - PHILADELPHIA EAGLES (16/16)

- Named second-team **All-Pro** by the *Associated Press* and voted a first alternate to the Pro Bowl after leading the NFL with 78 combined sacks, hurries and QB knockdowns (according to *Stats LLC*)
- Started all 16 games for the first time in his career and led the Eagles with career highs in TFL (14) and hurries (30)
- Was a disruptive force throughout a 21-10 win vs. Min. (10/23/16), recording 3 tackles (2 solo), 6 hurries and a strip-sack of Vikings QB **Sam Bradford**
- Registered sacks in 3 straight games to open the year, becoming the first Eagle to accomplish that feat since **Jason Babin**, **Trent Cole** and **Cullen Jenkins** in 2011



2015 GAME-BY-GAME STATISTICS (PHI)

Date	Opp	GP/S	Tot	Solo	Sk	Int	PD	FF	FR	Snap	Pct
Sep 14	at Atl	L	1/1	3	3	0.0	0	0	0	53	69%
Sep 20	Dal	L	1/1	3	2	0.0	0	0	0	67	79%
Sep 27	at NYJ	W	1/0	4	2	0.0	0	0	0	49	62%
Oct 4	at Was	L	1/1	7	7	1.0	0	0	0	56	67%
Oct 11	NO	W	1/0	0	0	0.0	0	1	0	44	64%
Oct 19	NYG	W	1/1	3	2	1.0	0	0	0	45	66%
Oct 25	at Car	L	1/1	5	3	0.0	0	0	0	39	64%
Nov 8	at Dal	W	1/1	9	5	2.0	0	0	0	61	78%
Nov 15	Mia	L	1/1	3	1	0.5	0	2	0	51	76%
Nov 22	TB	L	1/1	4	3	0.0	0	0	0	56	72%
Nov 26	at Det	L	1/0	5	4	0.0	0	0	0	47	65%
Dec 6	at NE	W	1/1	4	4	2.0	0	0	0	67	75%
Dec 13	Buf	W	1/1	4	1	0.0	0	1	0	63	85%
Dec 20	Ari	L	1/0	3	3	0.0	0	0	0	56	74%
Dec 26	Was	L	1/0	2	1	0.0	0	0	0	58	77%
Jan 3	at NYG	W	1/0	4	3	0.0	0	0	0	46	55%
Totals			16/10	63	44	6.5	0	1	3	858	71%

2014 GAME-BY-GAME STATISTICS (PHI)

Date	Opp	GP/S	Tot	Solo	Sk	Int	PD	FF	FR	Snap	Pct
Sep 7	Jax	W	1/0	3	3	0.0	0	0	0	25	34%
Sep 15	at Ind	W	1/0	1	0	0.0	0	0	0	23	32%
Sep 21	Was	W	1/0	4	3	0.0	0	1	0	27	35%
Sep 28	at SF	L	1/0	2	1	1.0	0	0	0	28	34%
Oct 5	StL	W	1/0	3	2	0.0	0	1	0	26	35%
Oct 12	NYG	W	1/0	3	3	1.0	0	1	0	33	52%
Oct 26	at Ari	L	1/0	2	1	0.0	0	0	0	28	40%
Nov 2	at Hou	W	1/0	2	1	1.0	0	0	0	20	33%
Nov 10	Car	W	1/0	4	2	1.5	0	1	0	40	49%
Nov 16	at GB	L	1/0	2	1	0.0	0	0	0	28	41%
Nov 23	Ten	W	1/0	1	1	0.0	0	0	0	28	41%
Nov 27	at Dal	W	1/0	3	3	1.0	0	0	0	24	39%
Dec 7	Sea	L	1/0	1	0	0.0	0	0	0	31	36%
Dec 14	Dal	L	1/0	3	2	0.0	0	0	0	41	50%
Dec 20	at Was	L	1/1	6	3	0.0	0	0	0	57	100%
Dec 28	at NYG	W	1/0	3	3	0.0	0	0	0	40	50%
Totals			16/1	43	29	5.5	0	0	4	499	43%



MULTI-SACK GAMES (8)

Date	Opponent	TDs
12/13/12	vs. Cincinnati Bengals (L, 13-34)	2.5
9/10/17	at Washington Redskins (W, 30-17)	2.0
12/6/15	at New England Patriots (W, 35-28)	2.0
11/8/15	at Dallas Cowboys (W, 33-27)	2.0
12/1/13	vs. Arizona Cardinals (W, 24-21)	2.0
12/3/17	at Seattle Seahawks (L, 10-24)	1.5
11/10/14	vs. Carolina Panthers (W, 45-21)	1.5
12/2/12	at Dallas Cowboys (L, 33-38)	1.5

CAREER HIGHLIGHTS (Continued)

2015 - PHILADELPHIA EAGLES (16/10)

- Finished the season tied for the team lead with 3 FFs and ranked 3rd with a then-career-high 6.5 sacks
- Posted his sixth-career multi-sack game after taking down Patriots QB **Tom Brady** twice at NE (12/6/15)
- Recorded 2.0 sacks against Cowboys QB **Matt Cassel** at Dal. (11/8/15), jarring the ball loose on both takedowns
- His career-high 2 FFs at Dal. (11/8/15) made him just the fifth Eagle since 1994 to post 2 sacks and 2 FFs in the same game, joining **Fletcher Cox** (10/11/15 vs. NO), **Jevon Kearse** (11/20/05 at NYG), **Bobby Taylor** (9/15/97 at Dal.) and **William Fuller** (10/29/95 vs. StL)

2014 - PHILADELPHIA EAGLES (16/1)

- Ranked 3rd in the NFL with a career-high 4 FFs, trailing only **Ryan Kerrigan** (5) and **Robert Quinn** (5). Also produced the 2nd-most TFL (13.5) on the team
- Tallied 1.5 sacks vs. Car. (11/10/14), including a strip-sack of Panthers QB **Cam Newton**

2013 - PHILADELPHIA EAGLES (16/0, 1/0)

- Sacked Saints QB **Drew Brees** in his first career playoff game in the NFC Wild Card game vs. NO (1/4/14)
- In just 13 defensive snaps, notched 2.0 sacks of Cardinals QB **Carson Palmer** vs. Ari. (12/1/13)

2012 - PHILADELPHIA EAGLES (16/6)

- Tied with **Jason Babin** and **Fletcher Cox** for the team lead with 5.5 sacks (4.0 in the final 6 games of the season)



2013 GAME-BY-GAME STATISTICS (PHI)

Date	Opp	GP/S	Tot	Solo	Sk	Int	PD	FF	FR	Snap	Pct
Sep 9	at Was	W	1/0	0	0	0.0	0	0	0	16	21%
Sep 15	SD	L	1/0	0	0	0.0	0	0	0	16	19%
Sep 19	KC	L	1/0	3	2	1.0	0	0	0	17	20%
Sep 29	at Den	L	1/0	1	1	0.0	0	0	0	20	27%
Oct 6	at NYG	W	1/0	0	0	0.0	0	0	0	22	30%
Oct 13	at TB	W	1/0	0	0	0.0	0	0	0	23	32%
Oct 20	Dal	L	1/0	3	3	0.0	0	0	0	18	55%
Oct 27	NYG	L	1/0	1	1	0.0	0	0	0	18	24%
Nov 3	at Oak	W	1/0	0	0	0.0	0	0	0	28	29%
Nov 10	at GB	W	1/0	2	1	0.0	0	0	0	17	22%
Nov 17	Was	W	1/0	2	2	0.0	0	0	0	28	34%
Dec 1	Ari	W	1/0	3	3	2.0	0	0	0	13	18%
Dec 8	Det	W	1/0	2	0	0.0	0	1	0	21	36%
Dec 15	at Min	L	1/0	1	0	0.0	0	0	0	20	27%
Dec 22	Chi	W	1/0	1	0	0.0	0	0	0	27	42%
Dec 29	at Dal	W	1/0	2	1	0.0	0	0	0	19	29%
Totals			16/0	21	14	3.0	0	1	0	323	27%

PLAYOFFS

Jan 4	NO	L	1/0	2	1	1.0	0	0	0	22	31%
Totals			1/0	2	1	1.0	0	0	0	22	31%

2012 GAME-BY-GAME STATISTICS (PHI)

Date	Opp	GP/S	Tot	Solo	Sk	Int	PD	FF	FR	Snap	Pct
Sep 9	at Cle	W	1/0	0	0	0.0	0	0	0	4	7%
Sep 16	Bal	W	1/0	1	1	0.0	0	0	0	9	13%
Sep 23	at Ari	L	1/0	5	3	0.5	0	0	0	17	27%
Sep 30	NYG	W	1/0	1	1	0.0	0	0	0	10	15%
Oct 7	at Pit	L	1/0	1	0	0.0	0	0	0	18	25%
Oct 14	Det	L	1/0	1	1	0.0	0	0	0	18	23%
Oct 28	Atl	L	1/0	6	5	0.0	0	0	0	31	41%
Nov 5	at NO	L	1/0	3	2	1.0	0	0	1	21	38%
Nov 11	Dal	L	1/0	1	0	0.0	0	0	0	22	41%
Nov 18	at Was	L	1/0	0	0	0.0	0	0	0	22	42%
Nov 26	Car	L	1/1	4	2	0.0	0	0	0	30	44%
Dec 2	at Dal	L	1/1	8	5	1.5	0	0	0	31	48%
Dec 9	at TB	W	1/1	2	2	0.0	0	0	0	47	65%
Dec 13	Cin	L	1/1	10	7	2.5	0	0	1	52	67%
Dec 23	Was	L	1/1	5	3	0.0	0	1	0	39	74%
Dec 30	at NYG	L	1/1	2	2	0.0	0	0	0	49	78%
Totals			16/6	50	34	5.5	0	1	2	420	40%

CAREER HIGHLIGHTS (Continued)

- Collared a career-high and Eagles season-high 2.5 sacks of QB **Andy Dalton** vs. Cin. (12/13/12), including a strip-sack in the second quarter. Also tallied a career-best 10 tackles (7 solo) and added 3 hurries
- Recorded the first multi-sack game of his career at Dal. (12/2/12), producing 1.5 sacks of Cowboys QB **Tony Romo**

2010 - PHILADELPHIA EAGLES (13/6, 0/0)

- Recorded the first sack of his career in his hometown at Det. (9/19/10), bringing down Lions QB **Shaun Hill**
- Joined S **Nate Allen** as the first pair of defensive rookies to start on opening day for the Eagles since S **Wes Hopkins** and LB **Jody Schultz** in 1983

COLLEGE HIGHLIGHTS

- Played in 46 games (28 starts) at Michigan, recording 138 tackles (85 solo), 29.5 sacks, 56 TFL, 8 FFs and 3 FRs. Finished his college career ranked 2nd in school history in sacks (29.5), FFs (8) and TFL (56)
- Also blocked 2 punts and returned a teammate's blocked punt 2 yards for a TD vs. Delaware State (10/17/09)
- Selected as Michigan's Bo Schembechler MVP twice (2008-09) in his career, becoming the first defensive player in school history to accomplish the feat





2011 GAME-BY-GAME STATISTICS (PHI)

Date	Opp	GP/S	Tot	Solo	Sk	Int	PD	FF	FR	Snap	Pct
ACTIVATED FROM RESERVE/PUP LIST (KNEE) (11/5/11)											
Nov 7	Chi	L	1/0	3	1	0.0	0	0	0	N/A	N/A
Nov 13	Ari	L	1/0	0	0	0.0	0	0	0	N/A	N/A
Nov 20	at NYG	W	0/0	INACTIVE (RIBS/KNEE)							
Nov 27	NE	L	0/0	INACTIVE							
Dec 1	at Sea	L	0/0	DID NOT PLAY							
Dec 11	at Mia	W	0/0	INACTIVE							
Dec 18	NYJ	W	1/0	1	1	0.0	0	0	0	N/A	N/A
Dec 24	at Dal	W	0/0	INACTIVE							
Jan 1	Was	W	0/0	DID NOT PLAY							
Totals			3/0	4	2	0.0	0	0	0	N/A	N/A

2010 GAME-BY-GAME STATISTICS (PHI)

Date	Opp	GP/S	Tot	Solo	Sk	Int	PD	FF	FR	Snap	Pct
Sep 12	GB	L	1/1	1	1	0.0	0	0	0	N/A	N/A
Sep 19	at Det	W	1/1	2	1	1.0	0	0	0	N/A	N/A
Sep 26	at Jax	W	1/1	3	1	0.0	0	0	0	N/A	N/A
Oct 3	Was	W	1/1	3	3	0.0	0	0	0	N/A	N/A
Oct 10	at SF	L	1/0	3	2	1.0	0	0	1	N/A	N/A
Oct 17	Atl	W	1/0	1	1	0.0	0	0	0	N/A	N/A
Oct 24	at Ten	L	1/0	0	0	0.0	0	0	0	N/A	N/A
Nov 7	Ind	W	1/0	0	0	0.0	0	0	0	N/A	N/A
Nov 15	at Was	W	1/0	0	0	0.0	0	0	0	N/A	N/A
Nov 21	NYG	W	1/0	2	1	0.0	0	0	1	N/A	N/A
Nov 28	at Chi	L	1/1	2	2	1.0	0	0	0	N/A	N/A
Dec 2	Hou	W	1/1	1	0	0.0	0	0	0	N/A	N/A
Dec 12	at Dal	W	1/0	1	0	0.0	0	0	0	N/A	N/A
PLACED ON INJURED RESERVE (KNEE) (12/14/10)											
Totals			13/6	19	12	3.0	0	0	2	N/A	N/A

COLLEGE HIGHLIGHTS (Continued)

- The previous two-time MVPs were RB **Mike Hart** (2006-07), WR **Anthony Carter** (1980, 1982), RB **Ron Johnson** (1968-69), RB **Tom Harmon** (1939-40) and G **Ralph Heikkinen** (1937-38)
- Was a second-team All-America selection and first-team All-Big Ten Conference pick as a senior in 2009. Also finished as a finalist for the Ted Hendricks Award, which is given annually to the nation's top college defensive end. Recorded a career-best 64 tackles (42 solo) and team-high 10.5 sacks, while leading the NCAA with 26 TFL (2nd-best single-season total in Michigan history)
- Earned second-team all-conference honors as a junior in 2008 after notching 46 tackles (29 solo), 20 TFL (ranked 2nd in the nation) and 10 sacks (ranked 2nd in the conference)

TRANSACTIONS

2010	Drafted by PHI in 1st round (13th overall) <i>Signed 5-year contract</i>
12/14/10	Placed on Injured Reserve (knee)
9/3/11	Placed on Reserve/PUP List (knee)
11/5/11	Activated from Reserve/PUP List (knee)
3/9/15	Re-signed by PHI to 4-year contract
7/26/18	Placed on Active/PUP List (ankle)
8/20/18	Activated from PUP List (ankle)





6-0 | 196  **12th Year**

DOB: July 25, 1985 (Age 33)

**Buffalo,
New York**



**Turner Carroll
High School**



New Hampshire
D5-07 (168th overall)
by Chicago
Acquired: FA-17



2017

2012



2012



Corey Graham re-signed with the Eagles during training camp in 2018 after playing a key role on Philadelphia's **Super Bowl LII**-winning defense in 2017. Originally a 5th-round draft choice (168th overall) by Chicago in 2007, Graham has played in 171 career games, won two **Super Bowls** and was named a **Pro Bowl** special teams player following the 2011 season.

SPECIAL TEAMS TACKLES

EAGLES PLAYERS IN 2017

Kamu Grugier-Hill	19
Corey Graham	10
Corey Clement	10
Najee Goode	10
Trey Burton	9

MOST TACKLES

EAGLES PLAYERS IN 2017 POSTSEASON

22	Ronald Darby
21	Malcolm Jenkins
20	Nigel Bradham
18	Rodney McLeod
17	Corey Graham

BIRDSEED

Graham attended Turner Carroll High School in Buffalo, NY. He and his wife, Alison, have a son, Chance.

Graham was named to his first career Pro Bowl as a special teams player following the 2011 season, when he led the Bears with 22 special teams tackles.

CAREER HIGHLIGHTS

- Is a two-time **Super Bowl** champion, winning **Super Bowl XLVII** with the Ravens (W, 34-31 at San Francisco) and **Super Bowl LII** with the Eagles (W, 41-33 at New England)
- Earned his first career **Pro Bowl** honor as a special teams player in 2011 after leading the Bears with 22 special teams tackles

2017 - PHILADELPHIA EAGLES (14/1, 3/0)

- Ranked 5th on the Eagles defense with 17 postseason tackles
- Intercepted QB **Case Keenum** in the 38-7 win vs. Min. (1/21/18) in the NFC Championship
- Finished the regular season tied for 2nd on the team with 10 special teams tackles, trailing only **Kamu Grugier-Hill** (19)
- Intercepted QB **Mitchell Trubisky** in the 31-3 win vs. Chi. (11/26/17)
- Picked off QB **Kirk Cousins** in the 34-24 victory vs. Was. (10/23/17) on *Monday Night Football*



CAREER STATISTICS

Year	Team	GP/S	TACKLES					PASS DEFENSE						FUMBLES			DEF SNAPS	
			Total	Solo	Asst	TFL	Sacks	Int	Yds	Lg	TD	PD	QPH	FF	FR	Yds	No	Pct
2007	Chicago	13/0	0	0	0	0	0.0	0	0	--	0	0	0	0	0	0	N/A	N/A
2008	Chicago	16/9	93	73	20	3	0.0	1	6	6	0	6	0	1	1	0	N/A	N/A
2009	Chicago	16/1	18	14	4	0	0.0	0	0	--	0	4	1	0	0	0	N/A	N/A
2010	Chicago	16/0	0	0	0	0	0.0	0	0	--	0	0	0	0	0	0	N/A	N/A
2011	Chicago	16/0	5	4	1	0	0.0	3	11	10	0	3	1	1	0	0	N/A	N/A
2012	Baltimore	16/8	54	36	18	1	0.0	2	20	20	0	8	0	1	0	0	574	50%
2013	Baltimore	16/5	68	51	17	5	1.0	4	28	28	0	12	2	1	0	0	687	64%
2014	Buffalo	16/9	77	59	18	0	0.0	2	75	45	0	16	0	0	1	0	778	72%
2015	Buffalo	16/16	122	91	31	4	1.0	2	60	44t	1	4	8	0	2	29	980	90%
2016	Buffalo	16/16	82	57	25	2	1.0	1	0	0	0	6	1	0	1	0	1052	98%
2017	Philadelphia	14/1	47	32	15	1	0.0	2	73	59	0	6	4	0	0	0	370	36%
Totals		171/65	566	417	149	16	3.0	17	273	59	1	65	17	4	5	29	---	---

PLAYOFFS

2010	Chicago	2/0	0	0	0	0.0	0.0	0	0	--	0	0	0	0	0	0	N/A	N/A
2012	Baltimore	4/4	32	20	12	0.0	0.5	2	39	39t	1	7	2	0	0	0	328	99%
2017	Philadelphia	3/0	17	14	3	0.0	0.0	1	0	0	0	2	0	0	0	0	123	60%
Totals		9/4	42	28	14	0.0	0.5	3	39	39t	1	9	2	0	0	0	---	---

ADDITIONAL STATISTICS

Special Teams Tackles: 141 - 2017 (10); 2016 (5); 2015 (5); 2014 (6); 2013 (5); 2012 (6); 2011 (22); 2010 (25); 2009 (23); 2008 (14); 2007 (20)

Special Teams FR: 12/20/15 at Was. **Postseason Special Teams FF:** 1/23/11 vs. GB **Kickoff Returns:** 1 for 7 yards on 12/23/12 vs. NYG



CAREER HIGHLIGHTS (Continued)

2016 - BUFFALO BILLS (16/16)

- Started all 16 games at safety and ranked 3rd on the Bills defense in tackles (82) and passes defended (9)

2015 - BUFFALO BILLS (16/16)

- Started all 16 games at safety and registered career highs in tackles (team-high 122), hurries (8) and fumble recoveries (2). Posted multiple INTs for the fifth consecutive season
- Scored on a 44-yard INT-TD at Jax. (London) (10/25/15)
- Produced a game-high 10 tackles (8 solo), including 1.0 TFL, and added 2 special teams stops at Ten. (10/11/15). Became the first Bills defensive back to record 10+ tackles in three straight contests since **George Wilson** in 2011
- Set a career-high with 13 tackles (8 solo) vs. NYG (10/4/15)

2014 - BUFFALO BILLS (16/9)

- Played in all 16 games (nine starts) and recorded a career-high 16 PDs, marking his second consecutive season with double-digit passes defended
- Made his first career start at safety vs. NE (10/12/14)
- Started at cornerback in his Buffalo debut at Chi. (9/7/14). Picked off **Jay Cutler** in the second quarter and returned it for a career-long 43 yards

CAREER HIGHS

Tackles	13	2x, last: 10/41/5 vs. NYG
Sacks	1.0	3x, last: 9/25/16 vs. Ari.
INTs	2	2x, last: 11/24/13 vs. NYJ
PDs	3	6x, last: 9/25/16 vs. Ari.
FFs	1	4x, last: 9/29/13 at Buf.
FRs	1	5x, last: 10/9/16 at LAR

TOUCHDOWNS (2)

Date	Opponent	TDs
10/25/15	at Jacksonville Jaguars (L, 31-34)	44-yard INT
1/12/13	at Denver Broncos (Div.) (W, 38-35)	39-yard INT



2017 GAME-BY-GAME STATISTICS (PHI)

Date	Opp	GP/S	Tot	Solo	Sk	Int	PD	FF	FR	Snap	Pct
Sep 10	at Was	W	1/0	2	1	0.0	0	0	0	18	29%
Sep 17	at KC	L	1/0	5	3	0.0	0	0	0	41	77%
Sep 24	NYG	W	0/0	INACTIVE (HAMSTRING)							
Oct 1	at LAC	W	0/0	INACTIVE (HAMSTRING)							
Oct 8	Ari	W	1/0	3	1	0.0	0	0	0	40	67%
Oct 12	at Car	W	1/0	0	0	0.0	0	1	0	7	9%
Oct 23	Was	W	1/0	7	4	0.0	1	1	0	32	50%
Oct 29	SF	W	1/0	2	1	0.0	0	0	0	14	21%
Nov 5	Den	W	1/0	3	3	0.0	0	1	0	18	28%
Nov 19	at Dal	W	1/0	1	0	0.0	0	0	0	10	16%
Nov 26	Chi	W	1/0	4	3	0.0	1	1	0	20	36%
Dec 3	at Sea	L	1/0	3	3	0.0	0	0	0	23	37%
Dec 10	at LAR	W	1/0	0	0	0.0	0	0	0	10	21%
Dec 17	at NYG	W	1/0	9	7	0.0	0	2	0	54	61%
Dec 25	Oak	W	1/0	2	1	0.0	0	0	0	15	22%
Dec 31	Dal	L	1/1	6	5	0.0	0	0	0	68	100%
Totals			14/1	47	32	0.0	2	6	0	370	36%

PLAYOFFS

Jan 13	Atl	W	1/0	1	1	0.0	0	0	0	24	38%
Jan 21	Min	W	1/0	7	6	0.0	1	1	0	35	52%
Feb 4	at NE	W	1/0	9	7	0.0	0	1	0	64	84%
Totals			3/0	17	14	0.0	1	2	0	123	60%



2016 GAME-BY-GAME STATISTICS (BUF)

Date	Opp	GP/S	Tot	Solo	Sk	Int	PD	FF	FR	Snap	Pct
Sep 11	at Bal	L	1/1	1	1	0.0	0	0	0	68	100%
Sep 15	NYJ	L	1/1	4	3	0.0	0	0	0	74	100%
Sep 25	Ari	W	1/1	4	4	1.0	1	3	0	82	100%
Oct 2	at NE	W	1/1	2	1	0.0	0	0	0	56	100%
Oct 9	at LAR	W	1/1	4	4	0.0	0	0	0	66	100%
Oct 16	at SF	W	1/1	8	5	0.0	0	0	0	51	84%
Oct 23	at Mia	L	1/1	8	7	0.0	0	0	0	72	99%
Oct 30	NE	L	1/1	1	1	0.0	0	0	0	68	100%
Nov 7	at Sea	L	1/1	6	3	0.0	0	0	0	47	100%
Nov 20	at Cin	W	1/1	6	4	0.0	0	1	0	73	100%
Nov 27	Jax	W	1/1	6	4	0.0	0	0	0	68	100%
Dec 4	at Oak	L	1/1	11	6	0.0	0	1	0	71	100%
Dec 11	Pit	L	1/1	8	4	0.0	0	1	0	72	96%
Dec 18	Cle	W	1/1	3	3	0.0	0	0	0	58	100%
Dec 24	Mia	L	1/1	7	5	0.0	0	0	0	68	99%
Jan 1	at NYJ	L	1/1	5	4	0.0	0	0	0	58	94%
Totals			16/16	82	57	1.0	1	6	0	1052	98%

CAREER HIGHLIGHTS (Continued)

2013 - BALTIMORE RAVENS (16/5)

- Appeared in all 16 contests (five starts) and led the Ravens with a career-high 4 INTs
- Registered a career-high-tying 2 INTs in a 19-3 victory vs. NYJ (11/24/13)

2012 - BALTIMORE RAVENS (16/8, 4/4)

- Finished tied for 2nd on the team with 32 tackles in the postseason. Also posted a team-leading 7 PDs, 2 INTs (returned 1 for a TD) and a half-sack
- Produced 8 tackles (7 solo), a team-leading 3 PDs and tied a playoff-franchise record with 2 INTs in the 38-35 double-overtime win in the Divisional game at Den. (1/12/13). Returned his first INT 39 yards for a TD, while his second INT in overtime set up **Justin Tucker's** game-winning FG

2011 - CHICAGO BEARS (16/0)

- Earned his first **Pro Bowl** nod as a special teamer after leading the Bears with 22 special teams tackles
- Recorded INTs in 3 consecutive games: 11/13/11 vs. Det, 11/20/11 vs. SD, 11/27/11 at Oak.

2010 - CHICAGO BEARS (16/0, 2/0)

- Earned *USA Today's* **All-Joe Team** honors (players who are critical to their team but don't receive Pro Bowl nods) after leading the NFL with a career-high 25 special teams stops

2009 - CHICAGO BEARS (16/1)

- Finished 2nd on the team with 23 special teams tackles



2015 GAME-BY-GAME STATISTICS (BUF)

Date	Opp	GP/S	Tot	Solo	Sk	Int	PD	FF	FR	Snap	Pct
Sep 13	Ind	W	1/1	1	1	0.0	0	0	0	1	1%
Sep 20	NE	L	1/1	9	6	0.0	0	0	0	83	97%
Sep 27	at Mia	W	1/1	12	10	0.0	0	0	0	76	100%
Oct 4	NYG	L	1/1	13	8	1.0	0	0	0	69	97%
Oct 11	at Ten	W	1/1	10	8	0.0	0	0	0	67	97%
Oct 18	Cin	L	1/1	7	4	0.0	0	0	0	60	98%
Oct 25	at Jax	L	1/1	9	8	0.0	1	1	0	60	90%
Nov 8	Mia	W	1/1	8	8	0.0	0	0	0	68	99%
Nov 12	at NYJ	W	1/1	5	3	0.0	1	1	0	59	100%
Nov 23	at NE	L	1/1	7	3	0.0	0	0	0	67	100%
Nov 29	at KC	L	1/1	5	4	0.0	0	0	0	61	98%
Dec 6	Hou	W	1/1	3	2	0.0	0	1	0	76	100%
Dec 13	at Phi	L	1/1	9	8	0.0	0	0	0	74	96%
Dec 20	at Was	L	1/1	8	5	0.0	0	0	0	56	98%
Dec 27	Dal	W	1/1	11	8	0.0	0	0	0	54	92%
Jan 3	NYJ	W	1/1	5	5	0.0	0	1	0	49	86%
Totals		16/16	122	91	1.0	2	4	0	0	980	90%

2014 GAME-BY-GAME STATISTICS (BUF)

Date	Opp	GP/S	Tot	Solo	Sk	Int	PD	FF	FR	Snap	Pct
Sep 7	at Chi	W	1/1	3	3	0.0	1	3	0	70	95%
Sep 14	Mia	W	1/1	10	7	0.0	0	3	0	72	91%
Sep 21	SD	L	1/0	5	3	0.0	0	1	0	33	50%
Sep 28	at Hou	L	1/0	1	1	0.0	0	0	0	8	12%
Oct 5	at Det	W	1/0	0	0	0.0	0	0	0	29	47%
Oct 12	NE	L	1/1	7	4	0.0	0	0	0	69	97%
Oct 19	Min	W	1/0	5	4	0.0	0	0	0	14	22%
Oct 26	at NYJ	W	1/0	5	4	0.0	0	0	0	50	60%
Nov 9	KC	L	1/0	1	1	0.0	0	0	0	8	13%
Nov 13	at Mia	L	1/0	7	7	0.0	0	2	0	49	73%
Nov 23	NYJ	W	1/1	3	3	0.0	0	1	0	48	83%
Nov 30	Cle	W	1/1	7	7	0.0	0	1	0	69	100%
Dec 7	at Den	L	1/1	5	4	0.0	1	1	0	53	96%
Dec 14	GB	W	1/1	8	7	0.0	0	1	0	70	99%
Dec 21	at Oak	L	1/1	4	2	0.0	0	2	0	70	97%
Dec 28	at NE	W	1/1	6	2	0.0	0	0	0	66	99%
Totals		16/9	76	58	0.0	2	15	0	1	778	72%



CAREER HIGHLIGHTS (Continued)

2008 - CHICAGO BEARS (16/9)

- Ranked 5th on the team with 93 tackles and tied for 3rd with 14 special teams stops

2007 - CHICAGO BEARS (13/0)

- Produced the 2nd-most special teams tackles (20) on the team. Notched his first career NFL score on a blocked punt that he returned 7 yards for a TD vs. GB (12/23/07)

COLLEGE HIGHLIGHTS

- Holds University of New Hampshire school record and ranks 7th all-time in Division I-AA history with 1,787 yards on 65 kickoff returns (27.5 avg.) and 3 TDs in four seasons with the Wildcats (2003-06). His 27.5-yard average ranks 2nd in Atlantic 10 Conference history
- Only player in UNH annals to score a TD on an interception, kickoff return and punt return during a career
- Started 42 career contests and posted 302 tackles (4th-most in school history) with 12 INTs, 31 PDs, 4 FFs and 3 FRs

TRANSACTIONS

2007

Drafted by CHI in 5th round (168th overall)

Signed 4-year contract

7/30/11

Re-signed by CHI to 1-year contract

3/23/12

Signed by BAL to 2-year contract

3/12/14

Signed by BUF to 4-year contract

3/10/17

Released by BUF

8/3/17

Agreed to terms with PHI on 1-year contract

8/5/18

Signed by PHI to 1-year contract



2013 GAME-BY-GAME STATISTICS (BAL)

Date	Opp	GP/S	Tot	Solo	Sk	Int	PD	FF	FR	Snaps	Pct
Sep 5	at Den	L 1/1	7	5	0.0	0	0	0	0	65	92%
Sep 15	Cle	W 1/0	3	3	0.0	0	0	0	0	35	56%
Sep 22	Hou	W 1/0	3	3	0.0	0	0	0	0	30	46%
Sep 29	at Buf	L 1/0	9	7	0.0	1	1	1	0	65	77%
Oct 6	at Mia	W 1/1	4	4	0.0	0	1	0	0	58	100%
Oct 13	GB	L 1/1	4	3	0.0	0	0	0	0	40	59%
Oct 20	at Pit	L 1/0	4	5	0.0	0	1	0	0	28	49%
Nov 3	at Cle	L 1/0	5	5	0.0	0	1	0	0	37	53%
Nov 10	Cin	W 1/0	5	2	0.0	0	0	0	0	55	62%
Nov 17	at Chi	L 1/0	8	8	1.0	0	1	0	0	32	52%
Nov 24	NYJ	W 1/0	1	1	0.0	2	3	0	0	36	63%
Nov 28	Pit	W 1/0	8	3	0.0	0	1	0	0	56	85%
Dec 8	Min	W 1/0	2	1	0.0	0	2	0	0	32	49%
Dec 16	at Det	W 1/1	2	2	0.0	0	0	0	0	58	89%
Dec 22	NE	L 1/0	0	0	0.0	0	0	0	0	23	34%
Dec 29	at Cin	L 1/1	3	1	0.0	1	1	0	0	37	54%
Totals		16/5	68	51	1.0	4	12	1	0	687	64%



2012 GAME-BY-GAME STATISTICS (BAL)

Date	Opp	GP/S	Tot	Solo	Sk	Int	PD	FF	FR	Snaps	Pct
Sep 10	Cin	W 1/0	2	1	0.0	0	0	0	0	5	7%
Sep 16	at Phi	L 1/0	0	0	0.0	0	0	0	0	0	0%
Sep 23	NE	W 1/0	0	0	0.0	0	0	0	0	0	0%
Sep 27	Cle	W 1/0	0	0	0.0	0	0	0	0	1	1%
Oct 7	at KC	W 1/0	0	0	0.0	0	0	0	0	1	1%
Oct 14	Dal	W 1/0	1	1	0.0	0	0	0	0	32	36%
Oct 21	at Hou	L 1/0	0	0	0.0	0	0	0	0	21	26%
Nov 4	at Cle	W 1/0	6	4	0.0	0	0	0	0	30	43%
Nov 11	Oak	W 1/1	2	2	0.0	0	0	0	0	74	99%
Nov 18	at Pit	W 1/1	8	4	0.0	1	3	0	0	71	99%
Nov 25	at SD	W 1/1	5	3	0.0	0	2	0	0	67	99%
Dec 2	Pit	L 1/1	11	9	0.0	1	1	0	0	63	96%
Dec 9	at Was	L 1/1	8	3	0.0	0	0	0	0	70	97%
Dec 16	Den	L 1/1	7	6	0.0	0	1	0	0	76	99%
Dec 23	NYG	W 1/1	2	2	0.0	0	1	0	0	48	100%
Dec 30	at Cin	L 1/1	2	1	0.0	0	0	0	0	15	29%
Totals		16/8	54	36	0.0	2	8	0	0	574	50%

PLAYOFFS

Date	Opp	GP/S	Tot	Solo	Sk	Int	PD	FF	FR	Snaps	Pct
Jan 6	Ind	W 1/1	7	5	0.5	0	2	0	0	90	100%
Jan 12	at Den	W 1/1	8	7	0.0	2	3	0	0	94	100%
Jan 20	at NE	W 1/1	11	4	0.0	0	0	0	0	82	99%
Feb 3	at SF	W 1/1	6	4	0.0	0	2	0	0	62	100%
Totals		4/4	32	20	0.5	2	7	0	0	328	99%

2011 GAME-BY-GAME STATISTICS (CHI)

Date	Opp	GP/S	Tot	Solo	Sk	Int	PD	FF	FR	Snaps	Pct
Sep 11	Atl	W 1/0	0	0	0.0	0	0	0	0	N/A	N/A
Sep 18	at NO	L 1/0	0	0	0.0	0	0	0	0	N/A	N/A
Sep 25	GB	L 1/0	0	0	0.0	0	0	0	0	N/A	N/A
Oct 2	Car	W 1/0	0	0	0.0	0	0	0	0	N/A	N/A
Oct 10	at Det	L 1/0	0	0	0.0	0	0	0	0	N/A	N/A
Oct 16	Min	W 1/0	0	0	0.0	0	0	0	0	N/A	N/A
Oct 23	at TB	W 1/0	0	0	0.0	0	0	0	0	N/A	N/A
Nov 7	at Phi	W 1/0	0	0	0.0	0	0	0	0	N/A	N/A
Nov 13	Det	W 1/0	0	0	0.0	1	1	0	0	N/A	N/A
Nov 20	SD	W 1/0	1	0	0.0	1	1	0	0	N/A	N/A
Nov 27	at Oak	L 1/0	2	1	0.0	1	1	0	0	N/A	N/A
Dec 4	KC	L 1/0	2	1	0.0	0	0	0	0	N/A	N/A
Dec 11	at Den	L 1/0	0	0	0.0	0	0	0	0	N/A	N/A
Dec 18	Sea	L 1/0	0	0	0.0	0	0	0	0	N/A	N/A
Dec 25	at GB	L 1/0	0	0	0.0	0	0	0	0	N/A	N/A
Jan 1	at Min	W 1/0	1	1	0.0	0	0	0	0	N/A	N/A
Totals		16/0	6	3	0.0	3	3	0	0	N/A	N/A



2010 GAME-BY-GAME STATISTICS (CHI)

Date	Opp	GP/S	Tot	Solo	Sk	Int	PD	FF	FR	Snaps	Pct
Sep 12	Det	W	1/0	0	0	0.0	0	0	0	N/A	N/A
Sep 19	at Dal	W	1/0	0	0	0.0	0	0	0	N/A	N/A
Sep 27	GB	W	1/0	0	0	0.0	0	0	0	N/A	N/A
Oct 3	at NYG	L	1/0	0	0	0.0	0	0	0	N/A	N/A
Oct 10	at Car	W	1/0	0	0	0.0	0	0	0	N/A	N/A
Oct 17	Sea	L	1/0	0	0	0.0	0	0	0	N/A	N/A
Oct 24	Was	L	1/0	0	0	0.0	0	0	0	N/A	N/A
Nov 7	at Buf	W	1/0	0	0	0.0	0	0	0	N/A	N/A
Nov 14	Min	W	1/0	0	0	0.0	0	0	0	N/A	N/A
Nov 18	at Mia	W	1/0	0	0	0.0	0	0	0	N/A	N/A
Nov 28	Phi	W	1/0	0	0	0.0	0	0	0	N/A	N/A
Dec 5	at Det	W	1/0	0	0	0.0	0	0	0	N/A	N/A
Dec 12	NE	L	1/0	0	0	0.0	0	0	0	N/A	N/A
Dec 20	at Min	W	1/0	0	0	0.0	0	0	0	N/A	N/A
Dec 26	NYJ	W	1/0	0	0	0.0	0	0	0	N/A	N/A
Jan 2	at GB	L	1/0	0	0	0.0	0	0	0	N/A	N/A
Totals			16/0	0	0	0.0	0	0	0	N/A	N/A

PLAYOFFS

Jan 16	Sea	W	1/0	0	0	0.0	0	0	0	N/A	N/A
Jan 23	GB	L	1/0	0	0	0.0	0	0	0	N/A	N/A
Totals			2/0	0	0	0.0	0	0	0	N/A	N/A

2009 GAME-BY-GAME STATISTICS (CHI)

Date	Opp	GP/S	Tot	Solo	Sk	Int	PD	FF	FR	Snaps	Pct
Sep 13	at GB	L	1/0	0	0	0.0	0	0	0	N/A	N/A
Sep 20	Pit	W	1/0	0	0	0.0	0	0	0	N/A	N/A
Sep 27	at Sea	W	1/0	0	0	0.0	0	0	0	N/A	N/A
Oct 4	Det	W	1/0	0	0	0.0	0	0	0	N/A	N/A
Oct 18	at Atl	L	1/0	0	0	0.0	0	0	0	N/A	N/A
Oct 25	at Cin	L	1/0	0	0	0.0	0	0	0	N/A	N/A
Nov 1	Cle	W	1/0	0	0	0.0	0	0	0	N/A	N/A
Nov 8	Ari	L	1/0	1	1	0.0	0	1	0	N/A	N/A
Nov 12	at SF	L	1/0	1	0	0.0	0	0	0	N/A	N/A
Nov 22	Phi	L	1/0	7	6	0.0	0	1	0	N/A	N/A
Nov 29	at Min	L	1/0	5	4	0.0	0	1	0	N/A	N/A
Dec 6	StL	W	1/0	0	0	0.0	0	0	0	N/A	N/A
Dec 13	GB	L	1/0	0	0	0.0	0	0	0	N/A	N/A
Dec 20	at Bal	L	1/1	2	2	0.0	0	0	0	N/A	N/A
Dec 28	Min	W	1/0	1	0	0.0	0	1	0	N/A	N/A
Jan 3	at Det	W	1/0	1	1	0.0	0	0	0	N/A	N/A
Totals			16/1	18	14	0.0	0	4	0	N/A	N/A

2008 GAME-BY-GAME STATISTICS (CHI)

Date	Opp	GP/S	Tot	Solo	Sk	Int	PD	FF	FR	Snaps	Pct
Sep 7	at Ind	W	1/0	0	0	0.0	0	0	0	N/A	N/A
Sep 14	at Car	L	1/0	0	0	0.0	0	0	0	N/A	N/A
Sep 21	TB	L	1/1	3	3	0.0	0	0	0	N/A	N/A
Sep 28	Phi	W	1/0	1	1	0.0	0	1	0	N/A	N/A
Oct 5	at Det	W	1/1	10	5	0.0	0	0	0	N/A	N/A
Oct 12	at Atl	L	1/1	12	11	0.0	0	1	1	N/A	N/A
Oct 19	Min	W	1/1	11	9	0.0	1	1	0	N/A	N/A
Nov 2	Det	W	1/0	6	5	0.0	0	0	0	N/A	N/A
Nov 9	Ten	L	1/0	4	3	0.0	0	0	0	N/A	N/A
Nov 16	at GB	L	1/0	2	1	0.0	0	0	0	N/A	N/A
Nov 23	at StL	W	1/0	2	2	0.0	0	0	0	N/A	N/A
Nov 30	at Min	L	1/1	13	12	0.0	0	1	0	N/A	N/A
Dec 7	Jax	W	1/1	8	5	0.0	0	0	0	N/A	N/A
Dec 11	NO	W	1/1	4	2	0.0	0	1	0	N/A	N/A
Dec 22	GB	W	1/1	9	9	0.0	0	1	0	N/A	N/A
Dec 28	at Hou	L	1/1	8	5	0.0	0	0	0	N/A	N/A
Totals			16/9	93	73	0.0	1	6	1	N/A	N/A

2007 GAME-BY-GAME STATISTICS (CHI)

Date	Opp	GP/S	Tot	Solo	Sk	Int	PD	FF	FR	Snaps	Pct
Sep 9	at SD	L	0/0	INACTIVE							
Sep 16	KC	W	0/0	INACTIVE							
Sep 23	Dal	L	0/0	INACTIVE							
Sep 30	at Det	L	1/0	0	0	0.0	0	0	0	N/A	N/A
Oct 7	at GB	W	1/0	0	0	0.0	0	0	0	N/A	N/A
Oct 14	Min	L	1/0	0	0	0.0	0	0	0	N/A	N/A
Oct 21	at Phi	W	1/0	0	0	0.0	0	0	0	N/A	N/A
Oct 28	Det	L	1/0	0	0	0.0	0	0	0	N/A	N/A
Nov 11	at Oak	W	1/0	0	0	0.0	0	0	0	N/A	N/A
Nov 18	at Sea	L	1/0	0	0	0.0	0	0	0	N/A	N/A
Nov 25	Den	W	1/0	0	0	0.0	0	0	0	N/A	N/A
Dec 2	NYG	L	1/0	0	0	0.0	0	0	0	N/A	N/A
Dec 6	at Was	L	1/0	0	0	0.0	0	0	0	N/A	N/A
Dec 17	at Min	L	1/0	0	0	0.0	0	0	0	N/A	N/A
Dec 23	GB	W	1/0	0	0	0.0	0	0	0	N/A	N/A
Dec 30	NO	W	1/0	0	0	0.0	0	0	0	N/A	N/A
Totals			13/0	0	0	0.0	0	0	0	N/A	N/A



6-2 | 230  **3rd Year**

DOB: May 16, 1994 (Age 24)

 **Honolulu, Hawaii**

Kamehameha High School



EASTERN ILLINOIS

Eastern Illinois
D6a-16 (208th overall)
by New England
Acquired: W-NE-16

THREE STEP DROP

Hobbies: Surfing and going to the beach

If he could be a superhero: Incredible Hulk

Biggest pet peeve: Making plans with someone who doesn't follow through

Favorite teams/athletes growing up: San Francisco 49ers, Brian Dawkins and Randy Moss

First jersey owned: Randy Moss, Minnesota Vikings

Favorite athletes to watch now: Steph Curry and Lionel Messi

Favorite food: Hawaiian foods, especially Lauau (pig wrapped in a luau leaf)

Favorite movies: *Horrible Bosses 1 and 2*, *Wedding Crashers*

Favorite TV show: *Shark Tank*



2017

Kamu Grugier-Hill (pronounced KAH-moo GREW-jay) was acquired by the Eagles off waivers from New England in 2016 and has developed into one of Philadelphia's special teams aces. In 2017, Grugier-Hill was named a Pro Bowl alternate after leading the Eagles with 19 special teams tackles.

MOST SPECIAL TEAMS TACKLES

EAGLES PLAYERS IN 2017

Kamu Grugier-Hill	19
Corey Clement	10
Najee Goode	10
Corey Graham	10
Trey Burton	9

EAGLES PLAYERS SINCE 2009

Moise Fokou (2009)	20
Sean Jones (2009)	20
K. Grugier-Hill (2017)	19
Trey Burton (2015)	19
Moise Fokou (2010)	19
Joe Mays (2009)	19

CAREER HIGHLIGHTS

2017 - PHILADELPHIA EAGLES (16/0, 3/0)

- Named a **Pro Bowl** alternate after registering a team-high 19 special teams tackles, which is tied for the 3rd-most by an Eagle since 2009
- Also ranked 1st on the team with 345 special teams snaps (75%)
- Made several impact special teams plays in the win at NYG (12/17/17). With the Eagles trailing 14-20 in the second quarter, blocked a punt deep in NYG territory to help set up a TD drive that gave Philadelphia a 21-20 lead. Also notched a team season-high 4 special teams tackles
- Stepped forward to handle kickoff duties following an early injury to K **Jake Elliott** at Dal. (11/19/17). Kicked off 4 times and posted 1 touchback



CAREER STATISTICS

Year	Team	GP/S	TACKLES					PASS DEFENSE						FUMBLES			DEF SNAPS	
			Total	Solo	Asst	TFL	Sacks	Int	Yds	Lg	TD	PD	QPH	FF	FR	Yds	No	Pct
2016	Philadelphia	12/0	1	1	0	1	0.0	0	0	--	0	0	0	0	0	0	1	0%
2017	Philadelphia	16/0	9	8	1	0	0.0	0	0	--	0	0	0	0	0	0	85	8%
Totals		28/0	10	9	1	1	0.0	0	0	--	0	0	0	0	0	0	---	---

PLAYOFFS

2017	Philadelphia	3/0	0	0	0	0	0.0	0	0	--	0	0	0	0	0	0	0	0%
Totals		3/0	0	0	0	0	0.0	0	0	--	0	0	0	0	0	0	---	---

ADDITIONAL STATISTICS

Special Teams Tackles: 24 - 2017 (19); 2016 (5) **Blocked Punt:** 12/17/17 at N.Y. Giants



CAREER HIGHLIGHTS (Continued)

2016 - PHILADELPHIA EAGLES (12/0)

- Finished his rookie year tied for 6th on the Eagles with 5 special teams tackles and added 1 solo tackle on defense

COLLEGE HIGHLIGHTS

- Played in 49 games (27 starts) at Eastern Illinois, where he finished his career with 236 tackles, 9.0 sacks, 6 INTs, 9 PDs, 4 FFs and 5 FRs
- Made 10 starts as a senior in 2015 and was named first-team Ohio Valley Conference after compiling 70 tackles and a career-high 6.5 sacks. Also registered an INT and set a single-season career high with 3 FRs
- Appeared in 12 games (11 starts) as a junior in 2014 and garnered first-team OVC accolades after leading the team with a career-high 97 tackles. Added 1.5 sacks, 2 FFs, 2 FRs and 3 INTs. Named OVC Defensive Player of the Week after posting 19 tackles in a win at Tennessee Tech (11/1/14)

CAREER HIGHS

Tackles	4	12/31/17 vs. Dal.
Sacks	--	---
INTs	--	---
PDs	--	---
FFs	--	---
FRs	--	---

TRANSACTIONS

- 2016** Drafted by NE in 6th round (208th overall)
Signed 4-year contract
- 9/3/16** Waived by NE
- 9/4/16** Acquired off waivers by PHI

BIRDSEED

Grugier-Hill is the son of Elina Grugier-Hill and has three siblings: two older brothers and one older sister. Grugier-Hill started playing football as a junior in high school. He began playing because one of his best friends suggested he try out for the team. Before Grugier-Hill began playing football, he played soccer and volleyball.

Grugier-Hill was a safety and punter at Kamehameha (HI) High School, where he totaled 86 tackles and 5.0 sacks as a senior in 2011 and was named first-team All-Interscholastic League.

Grugier-Hill earned his bachelor's degree in kinesiology from Eastern Illinois.



@k_grugierhill



@kamugrugierhill



2017 GAME-BY-GAME STATISTICS (PHI)

Date	Opp	GP/S	Tot	Solo	Sk	Int	PD	FF	FR	Snap	Pct
Sep 10	at Was	W	1/0	0	0	0.0	0	0	0	0	0%
Sep 17	at KC	L	1/0	0	0	0.0	0	0	0	0	0%
Sep 24	NYG	W	1/0	0	0	0.0	0	0	0	0	0%
Oct 1	at LAC	W	1/0	0	0	0.0	0	0	0	0	0%
Oct 8	Ari	W	1/0	1	1	0.0	0	0	0	7	12%
Oct 12	at Car	W	1/0	0	0	0.0	0	0	0	0	0%
Oct 23	Was	W	1/0	0	0	0.0	0	0	0	0	0%
Oct 29	SF	W	1/0	0	0	0.0	0	0	0	0	0%
Nov 5	Den	W	1/0	1	1	0.0	0	0	0	10	16%
Nov 19	at Dal	W	1/0	0	0	0.0	0	0	0	0	0%
Nov 26	Chi	W	1/0	2	2	0.0	0	0	0	11	20%
Dec 3	at Sea	L	1/0	0	0	0.0	0	0	0	2	3%
Dec 10	at LAR	W	1/0	0	0	0.0	0	0	0	0	0%
Dec 17	at NYG	W	1/0	1	1	0.0	0	0	0	2	2%
Dec 25	Oak	W	1/0	0	0	0.0	0	0	0	0	0%
Dec 31	Dal	L	1/0	4	3	0.0	0	0	0	53	78%
Totals		16/0	9	8	0.0	0	0	0	0	85	8%
PLAYOFFS											
Jan 13	Atl	W	1/0	0	0	0.0	0	0	0	0	0%
Jan 21	Min	W	1/0	0	0	0.0	0	0	0	0	0%
Feb 4	at NE	W	1/0	0	0	0.0	0	0	0	0	0%
Totals		3/0	0	0	0.0	0	0	0	0	0	0%

2016 GAME-BY-GAME STATISTICS (PHI)

Date	Opp	GP/S	Tot	Solo	Sk	Int	PD	FF	FR	Snap	Pct
Sep 11	Cle	W	1/0	1	1	0.0	0	0	0	1	2%
Sep 19	at Chi	W	1/0	0	0	0.0	0	0	0	0	0%
Sep 25	Pit	W	1/0	0	0	0.0	0	0	0	0	0%
Oct 9	at Det	L	1/0	0	0	0.0	0	0	0	0	0%
Oct 16	at Was	L	1/0	0	0	0.0	0	0	0	0	0%
Oct 23	Min	W	1/0	0	0	0.0	0	0	0	0	0%
Oct 30	at Dal	L	0/0	INACTIVE (HAMSTRING)							
Nov 6	at NYG	L	0/0	INACTIVE (HAMSTRING)							
Nov 13	Atl	W	0/0	INACTIVE (HAMSTRING)							
Nov 20	at Sea	L	1/0	0	0	0.0	0	0	0	0	0%
Nov 28	GB	L	1/0	0	0	0.0	0	0	0	0	0%
Dec 4	at Cin	L	1/0	0	0	0.0	0	0	0	0	0%
Dec 11	Was	L	0/0	INACTIVE							
Dec 18	at Bal	L	1/0	0	0	0.0	0	0	0	0	0%
Dec 22	NYG	W	1/0	0	0	0.0	0	0	0	0	0%
Jan 1	Dal	W	1/0	0	0	0.0	0	0	0	0	0%
Totals		12/0	1	1	0.0	0	0	0	0	1	0%



6-2 | 206  **3rd Year**
DOB: May 31, 1994 (Age 24)



Northern Iowa
D4-16 (127th overall)
by Chicago
Acquired: T-Chi-18



Originally selected by the Bears in the 4th round (127th overall) of the 2016 NFL Draft, **Deiondre' Hall** was acquired by Philadelphia in a trade with Chicago prior to the start of the 2018 season. Hall, who has appeared in 10 career NFL contests, played collegiately at Northern Iowa, where he amassed 242 tackles, 16 TFL, 15 PDs, 13 INTs (4 TDs), 3.0 sacks and 3 FFs in 51 games.

MOST INTERCEPTIONS

NORTHERN IOWA PLAYERS IN 2015

Deiondre' Hall	6
Tim Kilfoy	3
Brett McMakin	2
Several players tied	1

In 2015, Hall registered a career-high 6 INTs at Northern Iowa after leading the conference with 5 INTs the previous season.

BIRDSEED

Hall prepped at Blue Springs (MO) HS, where he was a two-way starter at wide receiver and free safety, earning first-team all-state and first-team all-metro honors. He was also named to the all-Simone team (top players in the Kansas City area) and named a finalist for the Otis Taylor Award (best receiver or tight end in the Kansas City area).

During the 2018 offseason, Hall participated in a mission trip to Harmons, Jamaica, where for eight days he helped build homes for members of the community.



@Dhall_Island1



@dhall_island1

CAREER HIGHLIGHTS

2017 - CHICAGO BEARS (2/0)

- Saw action in 2 contests after spending the first 12 weeks of the season on Injured Reserve (hamstring)

2016 - CHICAGO BEARS (8/0)

- Totaled 7 tackles (6 solo), 3 PDs and 1 INT in his debut season. Also added 1 special teams tackle
- Recorded his first-career INT when he picked off Lions QB **Matthew Stafford** vs. Det. (10/2/16)

COLLEGE HIGHLIGHTS

- Played in 51 games over four seasons (2012-15) at Northern Iowa, posting 242 tackles, 16 TFL, 15 PDs, 13 INTs (4 TDs), 3.0 sacks and 3 FFs. Added 15 kickoff returns for 313 yards (20.9 avg.) and 5 punt returns for 39 yards (7.8 avg.) on special teams

As a rookie with the Bears in 2016, Hall posted his first-career INT when he picked off Lions QB Matthew Stafford vs. Detroit (10/2/16).



CAREER STATISTICS

			TACKLES					PASS DEFENSE						FUMBLES			DEF SNAPS	
Year	Team	GP/S	Total	Solo	Asst	TFL	Sacks	Int	Yds	Lg	TD	PD	QPH	FF	FR	Yds	No	Pct
2016	Chicago	8/0	7	6	1	0	0.0	1	0	0	0	3	1	0	0	0	79	7%
2017	Chicago	2/0	0	0	0	0	0.0	0	0	--	0	0	0	0	0	0	1	1%
Totals		10/0	7	6	1	0	0.0	1	0	0	0	3	1	0	0	0	---	---

CAREER HIGHS

Tackles	3	9/11/16 at Hou.
Sacks	--	---
INTs	1	10/2/16 vs. Det.
PDs	1	3x, last: 10/2/16 vs. Det.
FFs	--	---
FRs	--	---



COLLEGE HIGHLIGHTS (Continued)

- Appeared in 14 games (all starts) as a senior in 2015, notching a career-high 6 INTs along with 82 tackles, 5.5 TFL, 3 FFs and 2 return TDs
- As a junior in 2014, led the conference with 5 INTs (1 TD) while also recording 74 tackles

TRANSACTIONS

2016 Drafted by CHI in 4th round (127th overall)
Signed 4-year contract

9/4/17 Placed on Injured Reserve (hamstring)

8/20/18 Suspended by NFL for 1 game

9/1/18 Acquired by PHI from CHI in exchange for conditional 7th-round draft choice in 2019

2017 GAME-BY-GAME STATISTICS (CHI)

Date	Opp	GP/S	Tot	Solo	Sk	Int	PD	FF	FR	Snap	Pct
PLACED ON INJURED RESERVE (HAMSTRING) (9/4/17)											
ACTIVATED FROM INJURED RESERVE IN WEEK 13											
Dec 3	SF	L	1/0	0	0	0.0	0	0	0	0	0%
Dec 10	at Cin	W	1/0	0	0	0.0	0	0	0	1	2%
Dec 16	at Det	L	0/0	INACTIVE							
Dec 24	Cle	W	0/0	INACTIVE							
Dec 31	at Min	L	0/0	INACTIVE							
Totals			2/0	0	0	0.0	0	0	0	1	1%

2016 GAME-BY-GAME STATISTICS (CHI)

Date	Opp	GP/S	Tot	Solo	Sk	Int	PD	FF	FR	Snap	Pct
Sep 11	at Hou	L	1/0	3	3	0.0	0	1	0	18	24%
Sep 19	Phi	L	1/0	0	0	0.0	0	1	0	28	39%
Sep 25	at Dal	L	1/0	0	0	0.0	0	0	0	0	0%
Oct 2	Det	W	1/0	0	0	0.0	1	1	0	6	10%
Oct 9	at Ind	L	0/0	INACTIVE (ANKLE)							
Oct 16	Jax	L	0/0	INACTIVE (ANKLE)							
Oct 20	at GB	L	0/0	INACTIVE (ANKLE)							
Oct 31	Min	W	0/0	INACTIVE (ANKLE)							
Nov 13	at TB	L	0/0	INACTIVE (ANKLE)							
Nov 20	at NYG	L	0/0	INACTIVE (ANKLE)							
Nov 27	Ten	L	0/0	INACTIVE (ANKLE)							
Dec 4	SF	W	0/0	INACTIVE (ANKLE)							
Dec 11	at Det	L	1/0	2	1	0.0	0	0	0	8	11%
Dec 18	GB	L	1/0	0	0	0.0	0	0	0	0	0%
Dec 24	Was	L	1/0	1	1	0.0	0	0	0	15	22%
Jan 1	at Min	L	1/0	1	1	0.0	0	0	0	4	14%
Totals			8/0	7	6	0.0	1	3	0	79	7%



6-2 | 296 **Rookie**

DOB: Oct. 7, 1994 (Age 23)

Hector finished his collegiate career tied for the 4th-most sacks (18.0) in USF history.

Bruce Hector was signed by the Eagles as an undrafted rookie in 2018 following a standout career at USF. In 43 career games (24 starts), the Tampa native posted 18.0 career sacks to finish tied for 4th all-time on the Bulls' career sacks list. Hector, who led or tied for the team lead in sacks in each of his final three seasons, earned All-American Conference honors after posting a career-high 7.0 sacks as a senior in 2017.



Tampa, Florida

Robinson High School



South Florida UDFA ('18) by Philadelphia

Hector led or tied for the team lead in sacks in three straight seasons at USF.



MOST SACKS

SOUTH FLORIDA ALL-TIME HISTORY

George Selvie	29.0
Stephen Nicholas	20.0
Terrence Royal	19.5
Bruce Hector	18.0
Shurron Pierson	18.0

SOUTH FLORIDA PLAYERS IN 2017

Bruce Hector	7.0
Deadrin Senat	6.0
Mike Love	5.5
Greg Reaves	4.0
Juwuan Brown	3.0

BIRDSEED

Hector was a versatile two-way lineman at Robinson (FL) High School, where he earned first-team all-state accolades from the *Associated Press*. As a senior, Hector totaled 55 tackles, including 9 TFL, and 3.5 sacks, leading his team to a berth in the state semifinals.

Hector, who is the son of Monica Lockett, graduated from USF with a degree in health sciences.

COLLEGE HIGHLIGHTS

- In 43 career games (24 starts) at South Florida, posted 18.0 career sacks to finish tied for 4th all-time on the Bulls' career sacks list
- Led or tied for the team lead in sacks in each of his final three seasons
- Earned All-American Conference honors after posting a career-high 7.0 sacks as a senior in 2017. Also totaled 38 tackles (26 solo), including 13 TFL, 1 FF, 1 PD and a blocked kick
- Selected to play in the 2018 NFLPA Collegiate Bowl at Rose Bowl Stadium in Pasadena, CA

TRANSACTIONS

2015 Signed by PHI as undrafted free agent



COLLEGE STATISTICS

			TACKLES					PASS DEFENSE					FUMBLES		
Year	Team	GP	Total	Solo	Asst	TFL	Sacks	Int	Yds	Lg	TD	PD	FF	FR	Yds
2014	South Florida	6	0	0	0	0	0.0	0	0	--	0	0	0	0	0
2015	South Florida	12	19	14	5	7	5.0	0	0	--	0	1	1	0	0
2016	South Florida	13	33	20	13	8	6.0	0	0	--	0	1	0	0	0
2017	South Florida	12	38	26	12	13	7.0	0	0	--	0	1	1	0	0
Totals		43	90	60	30	28	18.0	0	0	--	0	3	2	0	0





6-1 | 236  **4th Year**
DOB: June 27, 1992 (Age 26)

Cincinnati, Ohio
Lakota West High School



Texas
D3-15 (84th overall)
by Philadelphia



2017

Originally selected by the Eagles in the 3rd round (84th overall) of the 2015 NFL Draft, **Jordan Hicks** enjoyed a breakout year in 2016, leading all NFL LBs with a career-high 5 INTs. Hicks, who has totaled 12 takeaways in 31 career games (28 starts), is tied for the 2nd-most INTs (7) by an NFL LB since 2015.

MOST INTERCEPTIONS

NFL LINEBACKERS IN 2016

Jordan Hicks (Phi.)	5
C.J. Mosley (Bal.)	4
Thomas Davis (Car.)	3
Deion Jones (Atl.)	3
Zachary Orr (Bal.)	3
Ryan Shazier (Pit.)	3

NFL LINEBACKERS SINCE 2015

Luke Kuechly (Car.)	8
Jordan Hicks (Phi.)	7
Thomas Davis (Car.)	7
Ryan Shazier (Pit.)	7
Several players tied	6

Hicks has recorded 12 takeaways (7 INTs, 5 FRs) in 31 career NFL games (28 starts).

THREE STEP DROP

First job: Worked for a real estate company during high school taking photos of foreclosed homes

Talent he'd most like to have:
 To be multilingual

If he could play another sport, what position: Point guard, N.Y. Knicks

Favorite TV show: *The Fresh Prince of Bel-Air*

Favorite movie: *Cool Runnings*

Favorite book: *Quiet Strength* by Tony Dungy

Favorite throwback jerseys:
 Michael Jordan, Chicago Bulls;
 Michael Jordan, UNC;
 Ronaldinho, F.C. Barcelona

7 INTs IN FIRST 3 NFL SEASONS

ALL-TIME EAGLES LINEBACKERS



JORDAN HICKS
 2015-17



SETH JOYNER
 1986-88



BOB PELLEGRINI
 1956-59

CAREER HIGHLIGHTS

- Is tied for 2nd among NFL LBs with 7 INTs since 2015, trailing only **Luke Kuechly** (8). Joins **Seth Joyner** (1986-88) and **Bob Pellegrini** (1956-59) as the only Eagles LBs to record 7 INTs in their first three NFL seasons
- Led all NFL LBs with a career-high 5 INTs in 2016



CAREER STATISTICS

			TACKLES					PASS DEFENSE						FUMBLES			DEF SNAPS	
Year	Team	GP/S	Total	Solo	Asst	TFL	Sacks	Int	Yds	Lg	TD	PD	QPH	FF	FR	Yds	No	Pct
2015	Philadelphia	8/5	54	44	10	2	1.0	2	67	67t	1	0	0	1	3	11	453	75%
2016	Philadelphia	16/16	95	68	27	4	1.0	5	41	34	0	6	4	0	1	0	971	95%
2017	Philadelphia	7/7	28	24	4	0	0.0	0	0	--	0	0	2	0	1	0	268	26%
Totals		31/28	177	136	41	6	2.0	7	108	67t	1	6	6	1	5	11	---	---

PLAYOFFS																		
2017	Philadelphia	0/0	PLACED ON INJURED RESERVE (ACHILLES) (10/31/17)															
Totals		0/0	0	0	0	0	0.0	0	0	--	0	0	0	0	0	0	---	---



CAREER HIGHLIGHTS (Continued)

2017 - PHILADELPHIA EAGLES (7/7, 0/0)

- Recovered the fumble on a strip-sack by **Fletcher Cox** at Was. (9/10/17), marking his 12th career takeaway
- Placed on Injured Reserve (Achilles) on 10/31/17

2016 - PHILADELPHIA EAGLES (16/16)

- Led all NFL LBs with a career-high 5 INTs, which is tied for the 4th-most by a non-defensive back in team history (most since **Bill Bergey** in 1974 - also 5)
- According to *Elias Sports Bureau*, became the first NFL LB to record 11+ takeaways in his first 24 career games (2015-16) since Hall of Famer **Jack Ham** (1971-72)
- Totaled a career-high 2 INTs vs. Dal. (1/1/17). Became the first Eagles LB to produce multiple INTs in a single game since **William Thomas** (2) on 9/22/96 at Atlanta

2015 - PHILADELPHIA EAGLES (8/5)

- Became the first NFL rookie to register opponent fumble recoveries in 3 consecutive games (9/27/15-10/11/15) since **Jack Del Rio** in 1985. Was the first Eagle to accomplish the feat since **Byron Evans** in 1993
- Returned an INT of Cowboys QB **Matt Cassell** for a 67-yard TD at Dal. (11/8/15), marking the longest INT-TD by an Eagles LB since **Shawn Barber** (80 yards) on 12/21/02 at Dallas and the first by an Eagles rookie since **Bill Bradley** (56 yards) on 10/19/69 at Dallas

CAREER HIGHS

Tackles	14	9/27/15 at NYJ
Sacks	1.0	2x, last: 10/23/16 vs. Min.
INTs	2	1/1/17 vs. Dal.
PDs	2	9/25/16 vs. Pit.
FFs	1	9/20/15 vs. Dal.
FRs	1	5x, last: 9/10/17 at Was.

TOUCHDOWNS (1)

Date	Opponent	TDs
11/8/15	at Dallas Cowboys (W, 33-27) (OT)	67-yard INT

TOPTIER WEALTH MANAGEMENT

In March 2018, Hicks joined teammate Chris Maragos and former teammate Trey Burton to launch **TopTier Wealth Management**, a wealth management firm that aides professional athletes with their financial planning. TopTier provides players and outside investors with financial and investment plans and will oversee retirement plans and second-career help. Hicks, Maragos and Burton are owners in the firm and will serve as player liaisons, helping mentor young players who need comprehensive advice.





HOW HE GOT HIS START

Hicks is the son of Scott Hicks, who coaches high school basketball in Indianapolis, and Kelly Justice. He has an older sister, Taylor, and three younger brothers: Scotty, Cameron and Ethan.

Hicks began his football career in the 5th grade while playing running back and safety in the Lexington Termites League in South Carolina. Hicks grew up a big fan of the Carolina Panthers and the University of Texas football team.

The best advice he was ever given growing up came from his mother, Kelly Justice, who always told him to “stay humble.”

EARLY MOTIVATION

Hicks was a three-year starter at Lakota West High School and earned numerous accolades, including the Butkus Award in 2009, given annually to the nation's best linebacker. He was also named Gatorade's Ohio High School Football Player of the Year.

Hicks also lettered in basketball and holds the district record for most varsity basketball games played in a career (87) and set the district record for steals (170).

ADAPTING TO CHANGE

Hicks was born in Colorado Springs, CO, and lived in Indiana (ages 1-6) and South Carolina (ages 6-11) before moving to Ohio. He also played for two head coaches and four defensive coordinators at Texas.

“Change does not scare me and I don't take anything for granted. I also think I'm able to see the positives of every different situation I'm in. It's enhanced my confidence and humility all at the same time.”

OFF THE FIELD

Hicks' hobbies include playing video games, especially FIFA and NBA2K, as well as playing basketball and hanging out with friends by the lake in Austin, TX. Hicks married his wife, Ivana, during the 2017 offseason.



@JordanHicks



@jhicks_3

2017 GAME-BY-GAME STATISTICS (PHI)

Date	Opp		GP/S	Tot	Solo	Sk	Int	PD	FF	FR	Snap	Pct
Sep 10	at Was	W	1/1	7	6	0.0	0	0	0	1	63	100%
Sep 17	at KC	L	1/1	4	4	0.0	0	0	0	0	53	100%
Sep 24	NYG	W	1/1	0	0	0.0	0	0	0	0	14	20%
Oct 1	at LAC	W	1/1	9	7	0.0	0	0	0	0	57	100%
Oct 8	Ari	W	1/1	4	4	0.0	0	0	0	0	45	75%
Oct 12	at Car	W	1/1	4	3	0.0	0	0	0	0	34	41%
Oct 23	Was	W	1/1	0	0	0.0	0	0	0	0	2	3%
Oct 29	SF	W	0/0	INACTIVE (ACHILLES)								
PLACED ON INJURED RESERVE (ACHILLES) (10/31/17)												
Totals			7/7	28	24	0.0	0	0	0	1	268	26%

CAREER HIGHLIGHTS (Continued)

- Made his first career NFL start at NYJ (9/27/15), logging a career-high 14 tackles. Recorded a fourth-quarter INT of Jets QB **Ryan Fitzpatrick** and recovered a fumble by Jets WR **Brandon Marshall**. His INT was the first by an Eagles rookie LB since **Stewart Bradley** in 2009
- Pressed into his first career action on defense due to injuries to **Mychal Kendricks** and **Kiko Alonso** vs. Dal. (9/20/15). Registered a sack-fumble of Cowboys QB **Tony Romo**

COLLEGE HIGHLIGHTS

- Recorded 147 tackles as a senior at Texas, which tied for the 7th-highest total in school annals (most since **Winfred Tubbs** notched 157 in 1992)
- Named honorable mention Big 12 Defensive Freshman of the Year by the conference's coaches after appearing in all 12 games and totaling 23 tackles and 1.0 sack
- Earned first-team Academic All-Big 12 honors in 2014 and 2011 and was a seven-time member of the Big 12 Commissioner's Honor Roll. Was also named to the 2015 NFF Hampshire Honor Society

TRANSACTIONS

2015	Drafted by PHI in 3rd round (84th overall) <i>Signed 4-year contract</i>
11/9/15	Placed on Injured Reserve (pectoral)
10/31/17	Placed on Injured Reserve (Achilles)





2016 GAME-BY-GAME STATISTICS (PHI)

Date	Opp	GP/S	Tot	Solo	Sk	Int	PD	FF	FR	Snap	Pct
Sep 11	Cle	W	1/1	6	5	0.0	0	1	0	51	100%
Sep 19	at Chi	W	1/1	1	1	0.0	0	0	1	39	75%
Sep 25	Pit	W	1/1	3	2	0.0	0	2	0	49	82%
Oct 9	at Det	L	1/1	5	3	0.0	0	0	0	48	79%
Oct 16	at Was	L	1/1	8	6	0.0	0	0	0	74	100%
Oct 23	Min	W	1/1	12	6	1.0	0	1	0	76	100%
Oct 30	at Dal	L	1/1	10	7	0.0	1	0	0	78	100%
Nov 6	at NYG	L	1/1	7	5	0.0	1	1	0	64	100%
Nov 13	Atl	W	1/1	4	3	0.0	0	0	0	48	96%
Nov 20	at Sea	L	1/1	3	3	0.0	0	0	0	67	100%
Nov 28	GB	L	1/1	8	7	0.0	0	0	0	71	100%
Dec 4	at Cin	L	1/1	5	4	0.0	0	0	0	63	98%
Dec 11	Was	L	1/1	6	3	0.0	0	0	0	46	96%
Dec 18	at Bal	L	1/1	3	3	0.0	1	0	0	58	100%
Dec 22	NYG	W	1/1	8	5	0.0	0	0	0	83	93%
Jan 1	Dal	W	1/1	6	5	0.0	2	1	0	56	100%
Totals			16/16	95	68	1.0	5	6	0	971	95%

2015 GAME-BY-GAME STATISTICS (PHI)

Date	Opp	GP/S	Tot	Solo	Sk	Int	PD	FF	FR	Snap	Pct
Sep 14	at Atl	L	1/0	0	0	0.0	0	0	0	0	0%
Sep 20	Dal	L	1/0	7	7	1.0	0	0	1	54	64%
Sep 27	at NYJ	W	1/1	14	10	0.0	1	0	1	79	100%
Oct 4	at Was	L	1/0	7	3	0.0	0	0	1	80	95%
Oct 11	NO	W	1/1	6	5	0.0	0	0	1	55	80%
Oct 19	NYG	W	1/1	10	10	0.0	0	0	0	68	100%
Oct 25	at Car	L	1/1	4	3	0.0	0	0	0	61	100%
Nov 8	at Dal	W	1/1	6	6	0.0	1	0	0	56	72%
PLACED ON INJURED RESERVE (PECTORAL) (11/9/15)											
Totals			8/5	54	44	1.0	2	0	1	453	37%



6-4 | 221  **2nd Year**
DOB: Sept. 16, 1993 (Age 24)

Rockville,
Maryland

Wootton
High School



North Carolina
D4a-17 (118th overall)
by Philadelphia



Originally drafted by the Eagles in the 4th round (118th overall) of the 2017 NFL Draft, **Mack Hollins** caught 16 passes for 226 yards and 1 TD in his debut season. Hollins' 14.1 receiving average was the highest mark by an Eagles rookie since **DeSean Jackson** in 2008 (14.7) (min. 15 receptions).

HIGHEST CATCH RATE

NFL ROOKIE WIDE RECEIVERS IN 2017

J. Smith-Schuster (Pit.)	73.4%
Mack Hollins (Phi.)	72.7%
Trent Taylor (SF)	71.7%
Cooper Kupp (LAR)	66.0%
Chris Godwin (TB)	61.8%

(min. 15 receptions)

RECEIVING AVERAGE

EAGLES ROOKIES SINCE 2000

21.1	Hank Baskett (2006)
14.7	D. Jackson (2008)
14.1	Mack Hollins (2017)
13.8	Jeremy Maclin (2009)
13.5	Freddie Mitchell (2001)

(min. 15 receptions)

Hollins ranked 3rd in the NCAA with 22.9 yards per reception from 2015-16, including an NCAA-high 24.8 receiving average in 2015.

THREE STEP DROP

Dream job: Own a world-renowned aquarium

Interesting pets: Owned a python and boa during college and bred African Cichlid fish in high school. "My dad had a lion growing up, so we've had it all."

Favorite TV shows:
Good Times, Sanford & Son

YARDS PER TARGET

NFL ROOKIES IN 2017

J. Smith-Schuster (Pit.)	11.6
O.J. Howard (TB)	11.1
Mack Hollins (Phi.)	10.3
Kenny Golladay (Det.)	9.9
Chris Godwin (TB)	9.5

(min. 15 receptions)

CAREER HIGHLIGHTS

2017 - PHILADELPHIA EAGLES (16/0, 3/0)

- Produced 14.1 yards per reception, which is the 3rd-highest mark by an Eagles rookie since 2000, behind **Hank Baskett** in 2006 (21.1) and **DeSean Jackson** in 2008 (14.7) (min. 15 receptions)
- Ranked 2nd among NFL rookie WRs in catch rate (72.7%), trailing only **JuJu Smith-Schuster** (73.4%) (min. 15 receptions)
- Averaged the 3rd-most yards per target (10.3) among NFL rookies, behind **JuJu Smith-Schuster** (11.6) and **O.J. Howard** (11.1) (min. 15 receptions)



CAREER STATISTICS

			RECEIVING					OFF SNAPS	
Year	Team	GP/S	Rec	Yds	Avg	Lg	TD	No	Pct
2017	Philadelphia	16/0	16	226	14.1	64t	1	287	25%
Totals		16/0	16	226	14.1	64t	1	---	---

PLAYOFFS

2017	Philadelphia	3/0	1	9	9.0	9	0	48	23%
Totals		3/0	1	9	9.0	9	0	---	---

ADDITIONAL STATISTICS

Miscellaneous Fumble Recoveries: 1 on 12/31/17 vs. Dal.

Special Teams Tackles: 5 - 2017 (5)

CAREER HIGHS

Receptions	3	9/17/17 at KC
Receiving Yards	64	10/23/17 vs. Was.
Receiving Long	64t	10/23/17 vs. Was.
Receiving TDs	1	10/23/17 vs. Was.

2017 GAME-BY-GAME STATISTICS (PHI)

				RECEIVING					SNAPS	
Date	Opp		GP/S	Rec	Yds	Avg	Lg	TD	No	Pct
Sep 10	at Was	W	1/0	0	0	---	--	0	5	7%
Sep 17	at KC	L	1/0	3	32	10.7	13	0	17	22%
Sep 24	NYG	W	1/0	0	0	---	--	0	8	11%
Oct 1	at LAC	W	1/0	0	0	---	--	0	9	11%
Oct 8	Ari	W	1/0	0	0	---	--	0	14	21%
Oct 12	at Car	W	1/0	2	38	19.0	20	0	9	15%
Oct 23	Was	W	1/0	1	64	64.0	64t	1	8	12%
Oct 29	SF	W	1/0	2	30	15.0	24	0	18	26%
Nov 5	Den	W	1/0	1	8	8.0	8	0	30	43%
Nov 19	at Dal	W	1/0	1	7	7.0	7	0	10	16%
Nov 26	Chi	W	1/0	2	12	6.0	8	0	38	49%
Dec 3	at Sea	L	1/0	1	10	10.0	10	0	17	23%
Dec 10	at LAR	W	1/0	0	0	---	--	0	38	42%
Dec 17	at NYG	W	1/0	0	0	---	--	0	13	19%
Dec 25	Oak	W	1/0	0	0	---	--	0	9	13%
Dec 31	Dal	L	1/0	3	25	8.3	12	0	44	75%
Totals			16/0	16	226	14.1	64t	1	287	25%

PLAYOFFS

Jan 13	Atl	W	1/0	1	9	9.0	9	0	16	24%
Jan 21	Min	W	1/0	0	0	---	--	0	15	23%
Feb 4	at NE	W	1/0	0	0	---	--	0	17	23%
Totals			3/0	1	9	9.0	9	0	48	23%

WALK-ON STORY

Hollins, who was a four-time special teams captain at North Carolina, joined the Tar Heels football team as a walk-on and finished his career as one of the top receivers in school history, totaling 81 receptions for 1,667 yards (20.6 avg.) and 20 TDs. Hollins credits taking advantage of special teams opportunities for leading to his on-field success in college.

EXOTIC ANIMALS

Hollins, whose dream job is to own a world-renowned aquarium, has been interested in exotic animals for quite some time. He is the owner of two snakes – a Ball Python and a Sunglow Boa – and has previously owned turtles. He also bred African Cichlid fish in high school.

BIRDSEED

Hollins is the son of Karyn and Richard Hollins. Hollins prepped at Wootton HS (Rockville, MD), where he played wide receiver and on defense and also participated in basketball and lacrosse. He also spent a postgrad semester at Fork Union Military Academy (Fork Union, VA). Hollins graduated from the University of North Carolina with a degree in exercise and sport science.



@mackhollins



@mackhollins

CAREER HIGHLIGHTS (Continued)

- Caught a 64-yard TD in the 34-24 *Monday Night Football* victory vs. Was. (10/23/17), marking the longest TD reception by an Eagles rookie since **Hank Baskett** (89-yard TD) on 12/31/06 vs. Atlanta

COLLEGE HIGHLIGHTS

- Came to UNC as a walk-on and finished his career as one of the top receivers in school history. Totaled 81 receptions for 1,667 yards (20.6 avg.) and 20 TDs
- Set the UNC career record for yards per reception and ranked 3rd on the school's all-time list for receiving TDs. Led the NCAA with a career-high 24.8 yards per reception (24.8 avg.) as a junior in 2015
- Garnered second-team All-ACC honors after finishing his junior season with 30 catches for a team-high 745 yards and 8 TDs

TRANSACTIONS

2017

Drafted by PHI in 4th round (118th overall)
Signed 4-year contract



6-3 | 218  **7th Year**

DOB: Feb. 14, 1990 (Age 28)

**St. Matthews,
South Carolina**



**Calhoun County
High School**



South Carolina
D2-12 (45th overall)
by Chicago
Acquired: FA-Chi-17



One of the top free agent signings of the 2017 offseason, **Alshon Jeffery** tied for the 4th-most receiving TDs (9) in the NFL in his first season with Philadelphia. Jeffery, who signed a 4-year contract extension during the regular season, also led the Eagles in receiving yards (219) and receiving TDs (3) during their **Super Bowl LII**-winning playoff run.

MOST RECEIVING TDs NFL PLAYERS IN 2017

DeAndre Hopkins (Hou.)	13
Davante Adams (GB)	10
Jimmy Graham (Sea.)	10
Alshon Jeffery (Phi.)	9
Antonio Brown (Pit.)	9
Marvin Jones Jr. (Det.)	9
Jarvis Landry (Mia.)	9

THREE STEP DROP

First job: Doing inventory at a kids store at the mall

Desired talent: Ability to sing

If he could play another sport, what position/team: Point guard or shooting guard, Chicago Bulls

Best player he ever lined up against: "Myself, because you have to beat yourself first before you do anything else."

Player he models his game after: Randy Moss

Favorite movie: Friday

Favorite TV shows: Power and Game of Thrones

Favorite meal: Lasagna

Three favorite throwback jerseys: Michael Jordan, Chicago Bulls; Penny Hardaway, Orlando Magic; Kobe Bryant, Los Angeles Lakers

RECEIVING AVERAGE NFL PLAYERS SINCE 2013

T.Y. Hilton (Ind.)	15.7
Julio Jones (Atl.)	15.3
Mike Evans (TB)	14.8
Alshon Jeffery (Phi.)	14.8
A.J. Green (Cin.)	14.7

(min. 300 receptions)

CAREER HIGHLIGHTS

- Since 2013, ranks 4th in the NFL in yards per reception (14.8), behind **T.Y. Hilton** (15.7), **Julio Jones** (15.3) and **Mike Evans** (14.8) (min. 300 receptions)
- Led the Eagles with 219 receiving yards and 3 TDs during the team's **Super Bowl LII**-winning playoff run. Both totals marked franchise records for receiving yards and receiving TDs in a single postseason
- Caught 3 passes for 73 yards (24.3 avg.) in **Super Bowl LII** at NE (2/4/18), including a 34-yard TD from QB **Nick Foles** that gave the Eagles a 9-3 lead in the first quarter



CAREER STATISTICS

Year	Team	GP/S	RECEIVING					OFF SNAPS	
			Rec	Yds	Avg	Lg	TD	No	Pct
2012	Chicago	10/6	24	367	15.3	55	3	431	41%
2013	Chicago	16/14	89	1421	16.0	80t	7	963	91%
2014	Chicago	16/16	85	1133	13.3	74	10	957	90%
2015	Chicago	9/8	54	807	14.9	50	4	502	46%
2016	Chicago	12/12	52	821	15.8	54	2	692	69%
2017	Philadelphia	16/16	57	789	13.8	53t	9	927	82%
Totals		79/72	361	5338	14.8	80t	35	---	---

PLAYOFFS

2017	Philadelphia	3/3	12	219	18.3	53t	3	184	89%
Totals		3/3	12	219	18.3	53t	3	---	---

ADDITIONAL STATISTICS

Rushing: 22-138 (6.3 avg.) - 2014 (6-33); 2013 (16-105)

Fumbles/Lost: 5/1 - 2015 (1/0); 2014 (1/0); 2013 (3/1)

2-Pt. Conversions: 3 (all receiving) - 9/10/17 at Was., 10/29/17 vs. SF, 11/19/17 at Dal. **Pass Defensed:** 1 - 10/29/17 vs. SF



CAREER HIGHLIGHTS (Continued)

2017 - PHILADELPHIA EAGLES (16/16, 3/3)

- Led the Eagles with 219 receiving yards and 3 TDs during the team's **Super Bowl LII**-winning playoff run. Both totals marked franchise records for receiving yards and receiving TDs in a single postseason
- Caught 3 passes for 73 yards (24.3 avg.) in **Super Bowl LII** at NE (2/4/18), including a 34-yard TD from QB **Nick Foles** that gave the Eagles a 9-3 lead in the first quarter. Became the first Eagle since **Fred Barnett** in 1992 to record multiple 30+ yard TD catches in the same postseason
- Recorded 5 receptions for 85 yards and 2 TDs (53 and 5 yards) in the NFC Championship vs. Min. (1/21/18)
- Led the Eagles offense with 61 receiving yards in the Divisional Playoff vs. Atl. (1/13/18)
- Finished with a team-high 9 receiving TDs, which marks the 2nd-highest total of his career. His 9 receiving TDs also tied for the 4th-most in the NFL, trailing only **DeAndre Hopkins** (13), **Davante Adams** (10) and **Jimmy Graham** (10)
- Converted the most 2-point conversions (3, all receiving) in a single season since **Reggie Bush** in 2007 (also 3)



BIRDSEED

Jeffery attended Calhoun County (SC) High School, where he was named first-team all-state as a defensive back. As a senior, he caught 35 passes for 740 yards and 14 TDs, averaged 65 yards on kickoff returns and 35 yards on punt returns with 3 TDs and totaled 50 tackles on defense. Jeffery, who was also a standout basketball player, helped lead Calhoun County to four state titles.



@TheWorldof_AJ



@calhounpresident

**2017 GAME-BY-GAME STATISTICS (PHI)**

				RECEIVING					SNAPS	
Date	Opp		GP/S	Rec	Yds	Avg	Lg	TD	No	Pct
Sep 10	at Was	W	1/1	3	38	12.7	24	0	60	88%
Sep 17	at KC	L	1/1	7	92	13.1	18	1	61	85%
Sep 24	NYG	W	1/1	4	56	14.0	19	0	67	88%
Oct 1	at LAC	W	1/1	3	29	9.7	13	1	68	86%
Oct 8	Ari	W	1/1	3	31	10.3	16	0	53	79%
Oct 12	at Car	W	1/1	4	71	17.8	37	0	56	90%
Oct 23	Was	W	1/1	2	37	18.5	24	0	53	82%
Oct 29	SF	W	1/1	2	62	31.0	53t	1	48	69%
Nov 5	Den	W	1/1	6	84	14.0	32t	2	49	71%
Nov 19	at Dal	W	1/1	4	67	16.8	22	1	47	73%
Nov 26	Chi	W	1/1	5	52	10.4	16	1	67	86%
Dec 3	at Sea	L	1/1	4	61	15.3	23	0	70	93%
Dec 10	at LAR	W	1/1	5	52	10.4	15	1	86	95%
Dec 17	at NYG	W	1/1	4	49	12.3	19	1	61	90%
Dec 25	Oak	W	1/1	0	0	---	--	0	63	93%
Dec 31	Dal	L	1/1	1	8	8.0	8	0	18	31%
Totals			16/16	57	789	13.8	53t	9	927	82%
PLAYOFFS										
Jan 13	Atl	W	1/1	4	61	15.3	21	0	56	84%
Jan 21	Min	W	1/1	5	85	17.0	53t	2	59	91%
Feb 4	at NE	W	1/1	3	73	24.3	34t	1	69	92%
Totals			3/3	12	219	18.3	53t	3	184	89%

2016 GAME-BY-GAME STATISTICS (CHI)

				RECEIVING					SNAPS	
Date	Opp		GP/S	Rec	Yds	Avg	Lg	TD	No	Pct
Sep 11	at Hou	L	1/1	4	105	26.3	54	0	53	95%
Sep 19	Phi	L	1/1	5	96	19.2	49	0	50	96%
Sep 25	at Dal	L	1/1	5	70	14.0	22	0	65	100%
Oct 2	Det	W	1/1	3	46	15.3	22	0	56	81%
Oct 9	at Ind	L	1/1	5	77	15.4	38	0	61	92%
Oct 16	Jax	L	1/1	7	93	13.3	26	0	74	93%
Oct 20	at GB	L	1/1	3	33	11.0	11	0	45	94%
Oct 31	Min	W	1/1	4	63	15.8	34	1	57	93%
Nov 13	at TB	L	1/1	4	47	11.8	16	0	55	98%
Nov 20	at NYG	L	0/0	SUSPENDED BY NFL						
Nov 27	Ten	L	0/0	SUSPENDED BY NFL						
Dec 4	SF	W	0/0	SUSPENDED BY NFL						
Dec 11	at Det	L	0/0	SUSPENDED BY NFL						
Dec 18	GB	L	1/1	6	89	14.8	27	1	61	92%
Dec 24	Was	L	1/1	5	92	18.4	37	0	66	96%
Jan 1	at Min	L	1/1	1	10	10.0	10	0	49	82%
Totals			12/12	52	821	15.8	54	2	692	69%

100+ YARD RECEIVING GAMES (13)

Date	Opponent	Yds	Rec	TDs
12/1/13	at Minnesota Vikings (L, 20-23)	249	12	2
10/6/13	vs. New Orleans Saints (L, 18-26)	218	10	1
11/9/15	at San Diego Chargers (W, 22-19)	151	10	0
10/18/15	at Detroit Lions (L, 34-37)	147	8	1
10/12/14	at Atlanta Falcons (W, 27-13)	136	5	0
11/16/14	vs. Minnesota Vikings (W, 21-13)	135	11	1
11/1/15	vs. Minnesota Vikings (L, 20-23)	116	10	1
11/10/13	vs. Detroit Lions (L, 19-21)	114	9	0
12/13/15	vs. Washington Redskins (L, 21-24)	107	6	1
9/29/13	at Detroit Lions (L, 32-40)	107	5	1
9/11/16	at Houston Texans (L, 14-23)	105	4	0
9/22/14	at New York Jets (W, 27-19)	105	8	0
10/20/13	at Washington Redskins (L, 41-45)	105	4	0

MULTI-TOUCHDOWN GAMES (4)

Date	Opponent	TDs
1/21/18	vs. Minnesota Vikings (Conf.) (W, 38-7)	2
11/5/17	vs. Denver Broncos (W, 51-23)	2
11/27/14	at Detroit Lions (L, 17-34)	2
12/1/13	at Minnesota Vikings (L, 20-23)	2

CAREER HIGHLIGHTS (Continued)**2016 - CHICAGO BEARS (12/12)**

- Led the Bears in yards per reception (15.8) and receiving yards per game (68.4) (min. 20 receptions)

2015 - CHICAGO BEARS (9/8)

- Tallied 54 catches for a team-high 807 yards (14.9) and 4 TDs, despite appearing in just 9 games
- Registered 4 games with 100+ receiving yards (147 - 10/18/15 at Det.; 116 - 11/1/15 vs. Min.; 151 - 11/9/15 at SD; 107 - 12/13/15 vs. Was.). His 3 consecutive games with 100+ receiving yards tied for Chicago's franchise record

2014 - CHICAGO BEARS (16/16)

- Recorded his second consecutive 1,000+ yard receiving campaign after leading the Bears with 1,133 yards and a career-high 10 TDs on 85 receptions (13.3 avg.)
- Caught TDs in 6 straight games from 11/16-12/14/14. Became the third player in franchise history to accomplish the feat, joining **Curtis Conway** (7 in 1995) and **Ken Kavanaugh** (7 in 1947)

2013 - CHICAGO BEARS (16/14)

- Earned his first trip to the **Pro Bowl** and was named **PFWA's Most Improved Player** after registering career highs in receptions (89) and receiving yards (1,421) in 2013

**2015 GAME-BY-GAME STATISTICS (CHI)**

				RECEIVING					SNAPS	
Date	Opp		GP/S	Rec	Yds	Avg	Lg	TD	No	Pct
Sep 13	GB	L	1/0	5	78	15.6	25	0	56	77%
Sep 20	Ari	L	0/0	INACTIVE (CALF, HAMSTRING)						
Sep 27	at Sea	L	0/0	INACTIVE (HAMSTRING)						
Oct 4	Oak	W	0/0	INACTIVE (HAMSTRING)						
Oct 11	at KC	W	0/0	INACTIVE (HAMSTRING)						
Oct 18	at Det	L	1/1	8	147	18.4	45	1	69	86%
Nov 1	Min	L	1/1	10	116	11.6	28	1	58	95%
Nov 9	at SD	W	1/1	10	151	15.1	47	0	63	88%
Nov 15	at StL	W	1/1	3	23	7.7	10	0	35	54%
Nov 22	Den	L	0/0	INACTIVE (GROIN)						
Nov 26	at GB	W	1/1	7	90	12.9	22	0	60	90%
Dec 6	SF	L	1/1	4	85	21.3	31	0	75	96%
Dec 13	Was	L	1/1	6	107	17.8	50	1	56	95%
Dec 20	at Min	L	1/1	1	10	10.0	10t	1	30	47%
Dec 27	at TB	W	0/0	INACTIVE (HAMSTRING)						
PLACED ON INJURED RESERVE (HAMSTRING) ON 12/30/15										
Totals			9/8	54	807	14.9	50	4	502	46%

2014 GAME-BY-GAME STATISTICS (CHI)

				RECEIVING					SNAPS	
Date	Opp		GP/S	Rec	Yds	Avg	Lg	TD	No	Pct
Sep 7	Buf	L	1/1	5	71	14.2	44	0	36	49%
Sep 14	at SF	W	1/1	3	47	15.7	29	0	54	92%
Sep 22	at NYJ	W	1/1	8	105	13.1	42	0	61	92%
Sep 28	GB	L	1/1	4	39	9.8	13	1	64	82%
Oct 5	at Car	L	1/1	6	97	16.2	31	1	63	98%
Oct 12	at Atl	W	1/1	5	136	27.2	74	0	68	93%
Oct 19	Mia	L	1/1	2	9	4.5	5	0	51	96%
Oct 26	at NE	L	1/1	5	59	11.8	22	1	68	99%
Nov 9	at GB	L	1/1	6	63	10.5	22	0	65	93%
Nov 16	Min	W	1/1	11	135	12.3	34	1	74	96%
Nov 23	TB	W	1/1	3	22	7.3	16	1	54	95%
Nov 27	at Det	L	1/1	9	71	7.9	26	2	50	78%
Dec 4	Dal	L	1/1	6	95	15.8	27t	1	66	96%
Dec 15	NO	L	1/1	4	78	19.5	35	1	60	100%
Dec 21	Det	L	1/1	6	72	12.0	20t	1	63	98%
Dec 28	at Min	L	1/1	2	34	17.0	19	0	60	98%
Totals			16/16	85	1133	13.3	74	10	957	90%

**CAREER HIGHLIGHTS (Continued)**

- Became the 8th player in NFL history to record multiple 200+ yard receiving performances in a single season, posting 218 yards vs. NO (10/6/13) and 249 yards at Min. (12/1/13)
- Notched a career-high 12 catches at Min. (12/1/13)

COLLEGE HIGHLIGHTS

- Played in 39 career games at South Carolina (2009-11), finishing with 183 receptions (2nd in school history) for 3,042 yards (1st in school history and 2nd in SEC history) and 23 TDs (tied for 1st in school history)
- Named second-team All-SEC as a junior in 2011. Selected as a Biletnikoff Award finalist and unanimous first-team All-SEC honoree as a sophomore in 2010. Earned Freshman All-America and first-team SEC All-Freshman honors in 2009

TRANSACTIONS

2012	Drafted by CHI in 2nd round (45th overall) <i>Signed 4-year contract</i>
12/30/15	Placed on Injured Reserve (hamstring)
2/29/16	Designated franchise player
3/8/16	Re-signed by CHI to 1-year franchise tender
11/14/16	Suspended by NFL for 4 games
12/12/16	Activated from reserve/suspended list
3/10/17	Signed by PHI to 1-year contract
12/2/17	Signed by PHI to 4-year contract extension
7/26/18	Placed on Active/PUP List (shoulder)
9/1/18	Activated from PUP List (shoulder)



2013 GAME-BY-GAME STATISTICS (CHI)

				RECEIVING					SNAPS	
Date	Opp		GP/S	Rec	Yds	Avg	Lg	TD	No	Pct
Sep 8	Cin	W	1/0	5	42	8.4	18	0	56	88%
Sep 15	Min	W	1/1	1	11	11.0	11	0	61	91%
Sep 22	at Pit	W	1/1	7	51	7.3	9	0	42	68%
Sep 29	at Det	L	1/1	5	107	21.4	44	1	70	97%
Oct 6	NO	L	1/1	10	218	21.8	58	1	53	95%
Oct 10	NYG	W	1/1	1	27	27.0	27	0	56	82%
Oct 20	at Was	L	1/1	4	105	26.3	35	0	49	89%
Nov 4	at GB	W	1/1	5	60	12.0	16	1	73	95%
Nov 10	Det	L	1/1	9	114	12.7	18	0	72	96%
Nov 17	Bal	W	1/1	7	83	11.9	18	0	61	98%
Nov 24	at StL	L	1/0	4	42	10.5	18	0	70	89%
Dec 1	at Min	L	1/1	12	249	20.8	80t	2	64	96%
Dec 9	Dal	W	1/1	5	84	16.8	26	1	69	96%
Dec 15	at Cle	W	1/1	5	72	14.4	45t	1	64	96%
Dec 22	at Phi	L	1/1	6	76	12.7	21	0	53	82%
Dec 29	GB	L	1/1	3	80	26.7	67	0	50	100%
Totals			16/14	89	1421	16.0	80t	7	963	91%

2012 GAME-BY-GAME STATISTICS (CHI)

				RECEIVING					SNAPS	
Date	Opp		GP/S	Rec	Yds	Avg	Lg	TD	No	Pct
Sep 9	Ind	W	1/0	3	80	26.7	42t	1	41	54%
Sep 13	at GB	L	1/0	1	7	7.0	7	0	37	62%
Sep 23	StL	W	1/1	5	45	9.0	10	0	51	74%
Oct 1	at Dal	W	1/0	3	32	10.7	16	0	41	75%
Oct 7	at Jax	W	1/1	2	20	10.0	10t	1	44	59%
Oct 22	Det	W	0/0	INACTIVE (HAND)						
Oct 28	Car	W	0/0	INACTIVE (HAND)						
Nov 4	at Ten	W	0/0	INACTIVE (HAND)						
Nov 11	Hou	L	0/0	INACTIVE (HAND)						
Nov 19	at SF	L	1/0	2	15	7.5	9	0	26	44%
Nov 25	Min	W	0/0	INACTIVE (KNEE)						
Dec 2	Sea	L	0/0	INACTIVE (KNEE)						
Dec 9	at Min	L	1/1	3	57	19.0	30	1	57	73%
Dec 16	GB	L	1/1	0	0	---	--	0	43	80%
Dec 23	at Ari	W	1/1	1	35	35.0	35	0	38	62%
Dec 30	at Det	W	1/1	4	76	19.0	55	0	53	77%
Totals			10/6	24	367	15.3	55	3	431	41%

S MALCOLM JENKINS 27



6-0 | 204  **10th Year**

DOB: Dec. 20, 1987 (Age 30)

**Piscataway,
New Jersey** ★

**Piscataway
High School**



Ohio State

D1-09 (14th overall)

by New Orleans

Acquired: FA-NO-14



2017



2009

AP

2010



2018



2016

Malcolm Jenkins signed with Philadelphia in 2014 and has emerged as a pillar in the Eagles locker room, earning two Pro Bowl nods while also leading the team's **Super Bowl LII**-winning defense. Jenkins is one of only four NFL players to record 6+ INT-TDs since he entered the league with New Orleans in 2009.

MOST INT-TDs

NFL PLAYERS SINCE 2009

Aqib Talib	10
Janoris Jenkins	7
Malcolm Jenkins	6
Charles Tillman	6
Several players tied	5

NFL PLAYERS SINCE 2014

Aqib Talib	6
Malcolm Jenkins	4
William Gay	4
Janoris Jenkins	4
Justin Bethel	3
Trumaine Johnson	3

MOST TACKLES

EAGLES PLAYERS IN 2017

119	Malcolm Jenkins
86	Jalen Mills
85	Nigel Bradham
78	Rodney McLeod

EAGLES ALL-TIME HISTORY

Eric Allen (1988-94)	5
M. Jenkins (2014-present)	4
Sheldon Brown (2002-09)	3
Lito Sheppard (2002-08)	3
Joe Scarpati (1964-69)	3

THREE STEP DROP

First job: Working in the township parks department in high school

Favorite movie: *School Daze*

If he could play another sport, what position/team: Anchor for the U.S. Olympic track team in the 4x4 relay

Best player he has lined up against: Former Lions WR Calvin Johnson

Favorite athlete growing up: Ray Lewis

Three favorite throwback jerseys:
Joe Namath, New York Jets;
Sean Taylor, Washington Redskins; Michael Jordan, UNC


CAREER HIGHLIGHTS

- A member of two **Super Bowl**-winning teams with New Orleans in 2009 (XLIV) and Philadelphia in 2017 (LII)
- Earned **Pro Bowl** honors following the 2015 and 2017 seasons with the Eagles and was also named second-team **All-Pro** by the *Associated Press* in 2010 with the Saints
- Is one of just four NFL players (only safety) with 6 INT-TDs since he entered the league with New Orleans in 2009, joining **Aqib Talib** (10), **Janoris Jenkins** (7) and **Charles Tillman** (6)



HUMBLE BEGINNINGS

For a player who won a Super Bowl and played in a Pro Bowl, Jenkins' career did not exactly begin in a blaze of glory. Jenkins was originally a 9-year-old, back-up guard for the Piscataway Braves of his Pop Warner squad in New Jersey. Jenkins recalled that he played just seven plays per game that was mandatory for all players in that league. "All I remember is that I got my seven plays in and from there it was a race to get the free hot dog."



MALCOLM JENKINS FOUNDATION

Launched in 2010, the **Malcolm Jenkins Foundation** aims to provide resources, experiences and opportunities for the underserved youth. The organization's goal is to inspire and create positive change in the lives of children. Said Jenkins, "For as much as I have been given in life, I feel obligated to give children the guidance, experience and an opportunity. And then watch them take off." For more info, please visit TheMalcolmJenkinsFoundation.org.



CELEBRITY FAMILY FEUD

In 2016, Jenkins participated in a NFL version of *Celebrity Family Feud* hosted by Steve Harvey, which aired on July 3. Jenkins and the rest of the NFC defense defeated the AFC offense and collected \$25,000 for Got Your 6 charity.

THE WALKING DEAD

After reading *The Zombie Survival Guide* by Max Brooks, Jenkins began collecting an array of different survival tools in what he describes as a "half-hearted attempt at doomsday prepping." Jenkins' favorite TV show is *The Walking Dead*.

BIRDSEED

Jenkins is the son of Willie Lee and Gwendolyn V. Jenkins. His dad is a software engineer for Comcast and his mom is the president of the Malcolm Jenkins Foundation. Jenkins was a leader in the Omega Psi Phi fraternity at Ohio State, graduating with a bachelor's degree in communications.

STYLIN' IN THE SECONDARY

Jenkins has immersed himself in the world of fashion and, more specifically, the bow tie. At the suggestion from his wife, Morrisa, Jenkins launched his own company, **Rock Avenue Bow Ties**, which specializes in the design and creation of neck wear and pocket squares and encourages self expression in its customers. For more info, visit rockavenuebowties.com.



During the 2017 offseason, Jenkins opened his own custom suite store in Philadelphia, **Damari Savile**.

MOTIVATING VOICES

Jenkins credits many for helping him get to where he is today, but he singled out three people: his father, Lee Jenkins; his high school football and track coach, Larry Lester; and his college coach, Jim Tressel. "My father's best advice was, 'You don't know what you don't know,' meaning you constantly need to learn more. Larry Lester taught me how to prepare and how to train. We'd sometimes be the only two people on the field on a weekend, just trying to get myself better. And Coach Tressel taught me about integrity and how to be a pro before I even became a pro."

BYRON "WHIZZER" WHITE AWARD

In February 2017, Jenkins was announced as the recipient of the NFLPA's Byron "Whizzer" White Award for his outstanding charitable efforts off the field. As the winner, Jenkins received \$100,000 to donate to the charity of his choice. Jenkins joined Brian Dawkins, Troy Vincent and Reggie White as Eagles who have won the Byron "Whizzer" White Award. Byron "Whizzer" White led the NFL in rushing yards in 1938 and 1940 and later served as a Supreme Court Justice from 1962-93.

MALCOLM & MORRISA

Jenkins and his wife, Morrisa, have two daughters, Elle and Selah. Malcolm and Morrisa met on Facebook while he was a senior at Ohio State. "She was at Southern Miss, so we talked on Facebook for a while and I just happened to get drafted by the Saints. New Orleans was only an hour and 10 minutes from where she was in Hattiesburg, so we started hanging out and the rest is history."

Morrisa recently started a company called Meaux Moisture (meauxmoisture.com), which sells all-natural body care products. "I give all the credit for my beard to my wife."



@MalcolmJenkins



@malcolmjenkins27



CAREER STATISTICS

Year	Team	GP/S	TACKLES					PASS DEFENSE						FUMBLES			DEF SNAPS	
			Total	Solo	Asst	TFL	Sacks	Int	Yds	Lg	TD	PD	QPH	FF	FR	Yds	No	Pct
2009	New Orleans	14/6	55	49	6	0	0.0	1	14	14	0	4	2	0	0	0	N/A	N/A
2010	New Orleans	15/15	64	54	10	3	1.0	2	105	96t	1	12	1	1	2	0	N/A	N/A
2011	New Orleans	15/15	77	63	14	0	1.0	0	0	--	0	9	4	1	1	30	N/A	N/A
2012	New Orleans	13/13	94	65	29	2	0.0	1	55	55t	1	7	2	0	0	0	873	77%
2013	New Orleans	14/14	68	44	24	4	2.5	2	35	31	0	6	3	2	0	0	819	84%
2014	Philadelphia	16/16	113	68	45	3	0.0	3	67	53t	1	14	0	0	1	0	1153	99%
2015	Philadelphia	16/16	120	92	28	13	0.0	2	99	99t	1	15	0	3	1	0	1214	99%
2016	Philadelphia	16/16	114	82	32	5	1.0	3	98	64t	2	13	3	0	1	0	1019	99%
2017	Philadelphia	16/16	119	83	36	11	1.0	2	0	0	0	12	5	1	1	0	948	92%
Totals		135/127	824	600	224	41	6.5	16	473	99t	6	92	20	8	7	30	---	---

PLAYOFFS

2009	New Orleans	2/0	5	5	0	1	0.0	0	0	--	0	1	0	0	0	0	N/A	N/A
2010	New Orleans	0/0	0	0	0	0	0.0	0	0	--	0	0	0	0	0	0	N/A	N/A
2011	New Orleans	2/2	13	12	1	1	1.0	0	0	--	0	1	1	0	0	0	N/A	N/A
2013	New Orleans	2/2	8	4	4	0	0.0	0	0	--	0	0	0	0	0	0	118	100%
2017	Philadelphia	3/3	21	16	5	0	0.0	0	0	--	0	3	2	0	0	0	206	100%
Totals		9/7	47	37	10	2	1.0	0	0	--	0	5	3	0	0	0	---	---

ADDITIONAL STATISTICS

Blocked Field Goals: 2 - 12/17/17 at NYG (Aldrick Rosas); 11/25/12 vs. SF (David Akers)

Special Teams FFs: 3 - 2014 (1); 2009 (2) **Special Teams FRs:** 1 - 2009 (1) **Lost Fumbles:** 1 - 2017 (1)

Special Teams Tackles: 38 - 2017 (8); 2016 (3); 2015 (9); 2014 (4); 2013 (1); 2010 (4); 2009 (9)



CAREER HIGHLIGHTS (Continued)

- Since he joined the Eagles in 2014, is tied with **William Gay** and **Janoris Jenkins** for the 2nd-most INT-TDs (4) in the NFL, trailing only **Aqib Talib** (6). His 4 INT-TDs also rank 2nd in Eagles history, behind **Eric Allen** (5, 1988-94)
- Is one of six NFL players with 12+ INTs (12) and 6+ FFs (6) since 2013, joining **Marcus Peters** (19 INTs, 6 INTs), **Glover Quin** (19 INTs, 7 FFs), **Mike Adams** (15 INTs, 9 FFs), **Earl Thomas** (15 INTs, 7 FFs) and **Eric Weddle** (13 INTs, 6 FFs)

2017 - PHILADELPHIA EAGLES (16/16, 3/3)

- Earned his second career **Pro Bowl** nod after finishing the regular season with a team-high 119 tackles, which marked the 2nd-highest total of his career (120 in 2015)
- Led the Eagles with 3 PDs in **Super Bowl LII** at NE (2/4/18), which tied a single-game career high
- With the Raiders threatening to break a 10-10 tie late in the fourth quarter vs. Oak. (12/25/17), ripped the ball away from RB **Jalen Richard** and recovered the fumble
- Blocked his 2nd career FG in the fourth quarter at NYG (12/17/17) to preserve Philadelphia's lead in an eventual 34-29 win that secured a first-round playoff bye
- Snagged an INT for the 2nd consecutive game when he picked off Bears QB **Mitchell Trubisky** vs. Chi. (11/26/17)

CAREER HIGHS

Tackles	14	9/20/15 vs. Dal.
Sacks	1.5	10/13/13 at NE
INTs	2	2x, last: 12/22/16 vs. NYG
PDs	3	10x, last: 2/4/18 at NE (SB)
FFs	2	9/27/15 at NYJ
FRs	1	7x, last: 12/25/17 vs. Oak.



2017 GAME-BY-GAME STATISTICS (PHI)

Date	Opp	GP/S	Tot	Solo	Sk	Int	PD	FF	FR	Snaps	Pct
Sep 10	at Was	W	1/1	6	3	0.0	0	1	0	63	100%
Sep 17	at KC	L	1/1	6	4	0.0	0	1	0	53	100%
Sep 24	NYG	W	1/1	11	6	0.0	0	0	0	69	100%
Oct 1	at LAC	W	1/1	7	6	0.0	0	0	0	57	100%
Oct 8	Ari	W	1/1	9	5	0.0	0	2	0	60	100%
Oct 12	at Car	W	1/1	10	5	0.0	0	1	0	82	100%
Oct 23	Was	W	1/1	13	13	1.0	0	0	0	64	100%
Oct 29	SF	W	1/1	8	6	0.0	0	1	0	66	100%
Nov 5	Den	W	1/1	8	5	0.0	0	2	0	54	84%
Nov 19	at Dal	W	1/1	5	4	0.0	1	2	0	63	100%
Nov 26	Chi	W	1/1	4	3	0.0	1	1	0	44	80%
Dec 3	at Sea	L	1/1	6	6	0.0	0	0	0	62	100%
Dec 10	at LAR	W	1/1	4	3	0.0	0	0	0	48	100%
Dec 17	at NYG	W	1/1	10	6	0.0	0	1	0	88	100%
Dec 25	Oak	W	1/1	10	8	0.0	0	0	1	69	100%
Dec 31	Dal	L	1/1	2	0	0.0	0	0	0	6	9%
Totals			16/16	119	83	1.0	2	12	1	948	92%

PLAYOFFS

Jan 13	Atl	W	1/1	8	6	0.0	0	0	0	63	100%
Jan 21	Min	W	1/1	7	6	0.0	0	0	0	67	100%
Feb 4	at NE	W	1/1	6	4	0.0	0	3	0	76	100%
Totals			3/3	21	16	0.0	0	3	0	206	100%

TOUCHDOWNS (7)

Date	Opponent	TDs
12/6/15	at New England Patriots (W, 35-28)	99-yard INT
12/12/10	vs. St. Louis Rams (W, 31-13)	96-yard INT
10/16/16	at Washington Redskins (L, 20-27)	64-yard INT
11/18/12	at Oakland Raiders (W, 38-17)	55-yard INT
9/28/14	at San Francisco 49ers (L, 21-26)	53-yard INT
12/22/16	vs. New York Giants (W, 24-19)	34-yard INT
12/26/11	vs. Atlanta Falcons (W, 45-16)	30-yard FR



2016 GAME-BY-GAME STATISTICS (PHI)

Date	Opp	GP/S	Tot	Solo	Sk	Int	PD	FF	FR	Snaps	Pct
Sep 11	Cle	W	1/1	4	2	0.0	0	1	0	51	98%
Sep 19	at Chi	W	1/1	4	3	1.0	0	1	0	52	100%
Sep 25	Pit	W	1/1	7	4	0.0	0	3	0	60	100%
Oct 9	at Det	L	1/1	7	3	0.0	0	0	0	61	100%
Oct 16	at Was	L	1/1	8	7	0.0	1	1	0	74	100%
Oct 23	Min	W	1/1	7	6	0.0	0	1	0	76	100%
Oct 30	at Dal	L	1/1	10	9	0.0	0	0	0	78	100%
Nov 6	at NYG	L	1/1	6	3	0.0	0	1	0	64	100%
Nov 13	Atl	W	1/1	8	6	0.0	0	0	0	50	100%
Nov 20	at Sea	L	1/1	7	7	0.0	0	0	0	67	100%
Nov 28	GB	L	1/1	11	8	0.0	0	0	0	71	100%
Dec 4	at Cin	L	1/1	9	6	0.0	0	0	0	64	100%
Dec 11	Was	L	1/1	4	1	0.0	0	0	0	48	100%
Dec 18	at Bal	L	1/1	6	5	0.0	0	1	0	58	100%
Dec 22	NYG	W	1/1	10	7	0.0	2	3	0	89	100%
Jan 1	Dal	W	1/1	6	5	0.0	0	1	0	56	100%
Totals			16/16	114	82	1.0	3	13	0	1019	99%

CAREER HIGHLIGHTS (Continued)

- Registered his first INT of the season in Week 11 at Dal. (11/19/17) when he picked off Cowboys QB **Dak Prescott** in the end zone during the fourth quarter

2016 - PHILADELPHIA EAGLES (16/16)

- Was one of only four NFL players to produce 2 INT-TDs in 2016 (also **Eric Berry**, **Deion Jones** and **Bradley Roby**). Became just the fourth player in Eagles history to record multiple INT-TDs in a single season, joining **Lito Sheppard** (2 in 2004), **Eric Allen** (4 in 1993), **Seth Joyner** (2 in 1992) and **Bibbles Bawel** (2 in 1955)
- Intercepted Giants QB **Eli Manning** twice (1 for TD) vs. NYG (12/22/16), giving him his second-career multi-INT game. Became the first Eagle with 2 INTs and 1 TD in a single game since **Dimitri Patterson** (11/15/10 at Was.). His performance earned him his fourth-career **NFC Defensive Player of the Week** award (second with the Eagles)
- In his 100th career start, became the first player in team history to record an INT-TD in three consecutive seasons after picking off Redskins QB **Kirk Cousins** for a 64-yard score at Was. (10/16/16)

2015 - PHILADELPHIA EAGLES (16/16)

- Earned his first trip to the **Pro Bowl** after posting career and team highs in tackles (120), PDs (15) and FFs (3)
- Garnered **NFC Defensive Player of the Week** honors for the third time in his career after returning an INT 99 yards for a TD off of Patriots QB **Tom Brady** at NE (12/6/15)



2015 GAME-BY-GAME STATISTICS (PHI)

Date	Opp		GP/S	Tot	Solo	Sk	Int	PD	FF	FR	Snaps	Pct
Sep 14	at Atl	L	1/1	8	6	0.0	0	3	0	0	75	97%
Sep 20	Dal	L	1/1	14	10	0.0	0	1	0	1	85	100%
Sep 27	at NYJ	W	1/1	5	3	0.0	0	1	2	0	79	100%
Oct 4	at Was	L	1/1	9	9	0.0	0	0	0	0	84	100%
Oct 11	NO	W	1/1	12	8	0.0	0	2	0	0	69	100%
Oct 19	NYG	W	1/1	3	2	0.0	0	0	1	0	68	100%
Oct 25	at Car	L	1/1	3	1	0.0	1	1	0	0	61	100%
Nov 8	at Dal	W	1/1	9	6	0.0	0	0	0	0	78	100%
Nov 15	Mia	L	1/1	10	9	0.0	0	1	0	0	67	100%
Nov 22	TB	L	1/1	5	4	0.0	0	1	0	0	78	100%
Nov 26	at Det	L	1/1	8	7	0.0	0	0	0	0	72	100%
Dec 6	at NE	W	1/1	5	4	0.0	1	1	0	0	89	100%
Dec 13	Buf	W	1/1	6	6	0.0	0	0	0	0	74	100%
Dec 20	Ari	L	1/1	7	3	0.0	0	0	0	0	76	100%
Dec 26	Was	L	1/1	7	7	0.0	0	2	0	0	75	100%
Jan 3	at NYG	W	1/1	9	7	0.0	0	2	0	0	84	100%
Totals			16/16	120	92	0.0	2	15	3	1	1214	99%

WEEKLY AWARDS (4)

Award	Week	Year
NFC Defensive Player of the Week	Week 16	2016
NFC Defensive Player of the Week	Week 13	2015
NFC Defensive Player of the Week	Week 14	2010
NFC Defensive Player of the Week	Week 12	2010



2014 GAME-BY-GAME STATISTICS (PHI)

Date	Opp		GP/S	Tot	Solo	Sk	Int	PD	FF	FR	Snaps	Pct
Sep 7	Jax	W	1/1	7	4	0.0	0	0	0	0	73	100%
Sep 15	at Ind	W	1/1	8	3	0.0	1	1	0	0	72	100%
Sep 21	Was	W	1/1	8	3	0.0	1	1	0	0	78	100%
Sep 28	at SF	L	1/1	11	5	0.0	1	1	0	0	83	100%
Oct 5	StL	W	1/1	8	5	0.0	0	0	0	0	74	100%
Oct 12	NYG	W	1/1	8	3	0.0	0	1	0	0	64	100%
Oct 26	at Ari	L	1/1	7	6	0.0	0	1	0	0	70	100%
Nov 2	at Hou	W	1/1	1	1	0.0	0	1	0	0	60	100%
Nov 10	Car	W	1/1	8	4	0.0	0	1	0	0	82	100%
Nov 16	at GB	L	1/1	5	0	0.0	0	0	0	0	68	100%
Nov 23	Ten	W	1/1	5	5	0.0	0	2	0	0	63	93%
Nov 27	at Dal	W	1/1	7	5	0.0	0	0	0	0	61	100%
Dec 7	Sea	L	1/1	6	5	0.0	0	1	0	1	86	100%
Dec 14	Dal	L	1/1	12	10	0.0	0	0	0	0	82	100%
Dec 20	at Was	L	1/1	4	3	0.0	0	1	0	0	57	100%
Dec 28	at NYG	W	1/1	8	6	0.0	0	3	0	0	80	100%
Totals			16/16	113	68	0.0	3	14	0	1	1153	99%

CAREER HIGHLIGHTS (Continued)

2014 - PHILADELPHIA EAGLES (16/16)

- Led the Eagles with a then-career-high 113 tackles and ranked 2nd on the team with a career-high 3 INTs
- Became the first Eagles safety to produce an INT in three consecutive games since **Brian Dawkins** in 2004 after picking off 49ers QB **Colin Kaepernick** at SF (9/28/14) and returning it 53 yards for a score
- Intercepted his first pass as an Eagle at Ind. (9/15/14), picking off Colts QB **Andrew Luck** in the fourth quarter. Jenkins' INT led to a game-tying TD in a win over the Colts

2013 - NEW ORLEANS SAINTS (14/14, 2/2)

- Tallied a career-high 2.5 sacks and added 68 tackles, 6 PDs, 2 INTs and 2 FFs
- Set a single-game career high with 1.5 sacks of Patriots QB **Tom Brady** at NE (10/13/13)

2012 - NEW ORLEANS SAINTS (13/13)

- Blocked a FG in the fourth quarter vs. SF (11/25/12) and finished the game with 7 tackles and 1 PD
- Intercepted Raiders QB **Carson Palmer** and returned the pick 55 yards for a TD at Oak. (11/18/12)

2011 - NEW ORLEANS SAINTS (15/15, 2/2)

- Collared his first-career postseason sack against 49ers QB **Alex Smith** in the NFC Divisional game at SF (1/14/12)
- Recovered a fumble and returned it 30 yards for a TD vs. Atl. (12/26/11)



2013 GAME-BY-GAME STATISTICS (NO)

Date	Opp	GP/S	Tot	Solo	Sk	Int	PD	FF	FR	Snaps	Pct
Sep 8	Atl	W 1/1	6	4	0.0	0	0	1	0	56	100%
Sep 15	at TB	W 1/1	2	2	0.0	1	1	0	0	59	100%
Sep 22	Ari	W 1/1	3	2	0.0	0	1	0	0	58	100%
Sep 30	Mia	W 1/1	7	3	0.0	0	0	0	0	54	90%
Oct 6	at Chi	W 1/1	3	3	1.0	0	0	1	0	56	100%
Oct 13	at NE	L 1/1	8	3	1.5	0	1	0	0	87	100%
Oct 27	Buf	W 1/1	5	4	0.0	0	0	0	0	32	45%
Nov 3	at NYJ	L 0/0	INACTIVE (KNEE)								
Nov 10	Dal	W 0/0	INACTIVE (KNEE)								
Nov 17	SF	W 1/1	2	1	0.0	0	1	0	0	57	100%
Nov 21	at Atl	W 1/1	5	3	0.0	0	1	0	0	68	100%
Dec 2	at Sea	L 1/1	10	7	0.0	0	0	0	0	71	100%
Dec 8	Car	W 1/1	9	6	0.0	0	0	0	0	63	100%
Dec 15	at StL	L 1/1	4	4	0.0	0	0	0	0	54	100%
Dec 22	at Car	L 1/1	3	2	0.0	1	1	0	0	44	100%
Dec 29	TB	W 1/1	1	0	0.0	0	0	0	0	60	92%
Totals		14/14	68	44	2.5	2	6	2	0	819	84%
PLAYOFFS											
Jan 4	at Phi	W 1/1	3	3	0.0	0	0	0	0	58	100%
Jan 11	at Sea	L 1/1	5	1	0.0	0	0	0	0	60	100%
Totals		2/2	8	4	0.0	0	0	0	0	118	100%

2012 GAME-BY-GAME STATISTICS (NO)

Date	Opp	GP/S	Tot	Solo	Sk	Int	PD	FF	FR	Snaps	Pct
Sep 9	Was	L 1/1	5	3	0.0	0	0	0	0	75	100%
Sep 16	at Car	L 1/1	10	8	0.0	0	0	0	0	63	100%
Sep 23	KC	L 1/1	8	7	0.0	0	1	0	0	94	100%
Sep 30	at GB	L 1/1	10	8	0.0	0	0	0	0	70	100%
Oct 7	SD	W 1/1	4	1	0.0	0	1	0	0	69	100%
Oct 21	at TB	W 1/1	9	6	0.0	0	0	0	0	73	100%
Oct 28	at Den	L 1/1	9	8	0.0	0	0	0	0	71	96%
Nov 5	Phi	W 1/1	13	7	0.0	0	0	0	0	79	100%
Nov 11	Atl	W 1/1	10	5	0.0	0	3	0	0	73	100%
Nov 18	at Oak	W 1/1	6	5	0.0	1	1	0	0	73	100%
Nov 25	SF	L 1/1	7	4	0.0	0	1	0	0	60	100%
Nov 29	at Atl	L 1/1	3	3	0.0	0	0	0	0	58	100%
Dec 9	at NYG	L 1/1	0	0	0.0	0	0	0	0	15	22%
PLACED ON INJURED RESERVE (HAMSTRING) ON 12/15/12											
Totals		13/13	94	65	0.0	1	7	0	0	873	77%

CAREER HIGHLIGHTS (Continued)

- Strip-sacked Rams QB **A.J. Feeley**, resulting in a recovery for a TD by **Jonathan Vilma** at StL (10/30/11)

2010 - NEW ORLEANS SAINTS (15/15, 0/0)

- Earned *Associated Press* second-team **All-Pro** honors and was named to the *USA Today* All-Joe team in his first season at safety
- Became the first Saints defender since 2001 to earn multiple **NFC Defensive Player of the Week** honors when he did so in Weeks 12 and 14 of the 2010 campaign
- Picked off Rams QB **Sam Bradford** twice in Saints territory, one of which he returned for a 96-yard TD in a win vs. StL (12/12/10). His 96-yard INT-TD was the 4th-longest in franchise history. Added another pick in the red zone in the second half, making his 105 INT-return yards the 2nd-most in Saints history

2009 - NEW ORLEANS SAINTS (14/6, 2/0)

- As a rookie, recorded 55 tackles with 4 PDs and 1 INT for the **Super Bowl XLIV**-winning Saints
- Made his first-career start at TB (11/22/09) and picked off Buccaneers QB **Josh Freeman** for his first-career INT





2011 GAME-BY-GAME STATISTICS (NO)

Date	Opp	GP/S	Tot	Solo	Sk	Int	PD	FF	FR	Snap	Pct
Sep 8	at GB	W	1/1	5	4	0.0	0	1	0	0	N/A
Sep 18	Chi	W	1/1	5	2	0.0	0	1	0	0	N/A
Sep 25	Hou	W	1/1	5	4	0.0	0	0	0	0	N/A
Oct 2	at Jax	W	1/1	3	3	0.0	0	0	0	0	N/A
Oct 9	at Car	W	1/1	6	6	0.0	0	0	0	0	N/A
Oct 16	at TB	W	1/1	7	6	0.0	0	2	0	0	N/A
Oct 23	Ind	W	1/1	2	2	0.0	0	0	0	0	N/A
Oct 30	at StL	W	1/1	5	5	1.0	0	1	1	0	N/A
Nov 6	TB	W	1/1	3	2	0.0	0	0	0	0	N/A
Nov 13	at Atl	W	1/1	8	7	0.0	0	0	0	0	N/A
Nov 28	NYG	W	1/1	8	5	0.0	0	1	0	0	N/A
Dec 4	Det	W	1/1	7	6	0.0	0	1	0	0	N/A
Dec 11	at Ten	W	1/1	10	8	0.0	0	0	0	0	N/A
Dec 18	at Min	L	1/1	2	2	0.0	0	0	0	0	N/A
Dec 26	Atl	L	1/1	1	1	0.0	0	2	0	1	N/A
Jan 1	Car	L	0/0	INACTIVE (NECK)							
Totals			15/15	77	63	1.0	0	9	1	1	N/A
PLAYOFFS											
Jan 7	Det	W	1/1	5	4	0.0	0	0	0	0	N/A
Jan 14	at SF	L	1/1	8	8	1.0	0	1	0	0	N/A
Totals			2/2	13	12	1.0	0	1	0	0	N/A

2010 GAME-BY-GAME STATISTICS (NO)

Date	Opp	GP/S	Tot	Solo	Sk	Int	PD	FF	FR	Snap	Pct
Sep 9	Min	W	1/1	2	1	0.0	0	1	0	0	N/A
Sep 20	at SF	W	1/1	6	5	0.0	0	0	0	1	N/A
Sep 26	Atl	L	1/1	7	5	0.0	0	0	0	0	N/A
Oct 3	Car	W	1/1	4	4	1.0	0	0	0	0	N/A
Oct 10	at Ari	L	1/1	3	3	0.0	0	1	0	0	N/A
Oct 17	at TB	W	1/1	6	6	0.0	0	3	0	0	N/A
Oct 24	Cle	L	1/1	9	8	0.0	0	0	0	0	N/A
Oct 31	Pit	W	1/1	5	4	0.0	0	3	0	0	N/A
Nov 7	at Car	W	1/1	3	2	0.0	0	0	0	0	N/A
Nov 21	Sea	W	0/0	INACTIVE (NECK)							
Nov 25	at Dal	W	1/1	4	3	0.0	0	0	1	1	N/A
Dec 5	at Cin	W	1/1	6	4	0.0	0	0	0	0	N/A
Dec 12	StL	W	1/1	4	4	0.0	2	3	0	0	N/A
Dec 19	at Bal	L	1/1	2	2	0.0	0	0	0	0	N/A
Dec 27	at Atl	W	1/1	1	1	0.0	0	1	0	0	N/A
Jan 2	TB	L	1/1	2	2	0.0	0	0	0	0	N/A
Totals			15/15	64	54	1.0	2	12	1	2	N/A
PLAYOFFS											
Jan 8	at Sea	L	0/0	INACTIVE (KNEE)							
Totals			0/0	0	0	0.0	0	0	0	0	N/A

COLLEGE HIGHLIGHTS

- Was a four-year letterman at Ohio State, where he started 45 career games and totaled 196 tackles, 18 PDs and 11 INTs, including 2 TDs, along with 3 blocked punts and 4 FFs
- Earned All-Big Ten honors in each of his final three seasons with the Buckeyes
- A team captain and consensus All-America selection as a senior in 2008, was honored with the Jim Thorpe Award, which is given to the nation's top defensive back, after recording a career-high 57 tackles, 3 INTs, 3 FFs, 2 blocked punts and 1 sack
- As a junior in 2007, earned second-team *Associated Press* All-America honors and was a semifinalist for the Jim Thorpe Award after leading the secondary with 44 tackles and 4 INTs, including an INT-TD
- Was a first-team All-Big Ten selection as a sophomore, posting 55 tackles and 4 INTs, including a 61-yard TD

TRANSACTIONS

- 2009** Drafted by NO in 1st round (14th overall)
Signed 5-year contract
- 12/15/12** Placed on Injured Reserve (hamstring)
- 3/11/14** Signed by PHI to 3-year contract
- 2/22/16** Agreed to terms with PHI on 5-year contract





2009 GAME-BY-GAME STATISTICS (NO)

Date	Opp	GP/S	Tot	Solo	Sk	Int	PD	FF	FR	Snap	Pct
Sep 13	Det	W	1/0	1	1	0.0	0	0	0	N/A	N/A
Sep 20	at Phi	W	1/0	3	3	0.0	0	0	0	N/A	N/A
Sep 27	at Buf	W	1/0	2	2	0.0	0	0	0	N/A	N/A
Oct 4	NYJ	W	0/0	INACTIVE (ANKLE)							
Oct 18	NYG	W	1/0	0	0	0.0	0	0	0	N/A	N/A
Oct 25	at Mia	W	0/0	INACTIVE (ANKLE)							
Nov 2	Atl	W	1/0	0	0	0.0	0	0	0	N/A	N/A
Nov 8	Car	W	1/0	2	2	0.0	0	0	0	N/A	N/A
Nov 15	at StL	W	1/0	2	2	0.0	0	0	0	N/A	N/A
Nov 22	at TB	W	1/1	7	5	0.0	1	2	0	N/A	N/A
Nov 30	NE	W	1/1	8	8	0.0	0	1	0	N/A	N/A
Dec 6	at Was	W	1/1	9	9	0.0	0	1	0	N/A	N/A
Dec 13	at Atl	W	1/1	4	4	0.0	0	0	0	N/A	N/A
Dec 19	Dal	L	1/1	7	5	0.0	0	0	0	N/A	N/A
Dec 27	TB	L	1/1	10	8	0.0	0	0	0	N/A	N/A
Jan 3	at Car	L	1/0	0	0	0.0	0	0	0	N/A	N/A
Totals			14/6	55	49	0.0	1	4	0	N/A	N/A

PLAYOFFS


Jan 16	Ari	W	1/0	0	0	0.0	0	0	0	N/A	N/A
Jan 24	Min	W	0/0	INACTIVE (HAMSTRING)							
Feb 7	at Ind	W	1/0	5	5	0.0	0	1	0	N/A	N/A
Totals			2/0	5	5	0.0	0	1	0	N/A	N/A





6-2 | 295  **5th Year**

DOB: Sept. 24, 1992 (Age 25)

Lake City, Florida 
Columbia High School



Florida State
D2-14 (48th overall)
by Baltimore
Acquired: T-Bal-17



2017

Originally selected by the Ravens in the 2nd round (48th overall) of the 2014 NFL Draft, **Tim Jernigan** was acquired by the Eagles in a trade with Baltimore during the 2017 offseason. In his debut season with Philadelphia, Jernigan totaled 33 tackles (21 solo), 9 TFL, 2.5 sacks and 18 QB pressures and hits in 15 games (all starts).

TACKLES FOR LOSS

EAGLES PLAYERS IN 2017

Brandon Graham	16
Vinny Curry	13
Malcolm Jenkins	11
Tim Jernigan	9
Derek Barnett	9

Jernigan has posted 4.0+ sacks in three of his first four NFL seasons, including a career-high 5.0 sacks with Baltimore in 2016.

THREE STEP DROP

First job: Bag boy at Winn-Dixie

Hobbies: Antique cars.
Owns 1964 and 1972 Chevrolet Impalas

Bucket list: Learning how to ski

If he could play another sport:
"Every big man dreams of being a point guard. I would've definitely been a point guard if I could've had it my way."

Best players he's lined up against:
Mike and Maurkice Pouncey

Favorite athletes: Muhammad Ali, Mike Tyson, Terrell Owens

Moment left star struck: Meeting Michael Vick after playing the Steelers in 2015

Favorite movie: *Next Friday*

Favorite TV show: *Power*

Favorite music: Rick Ross

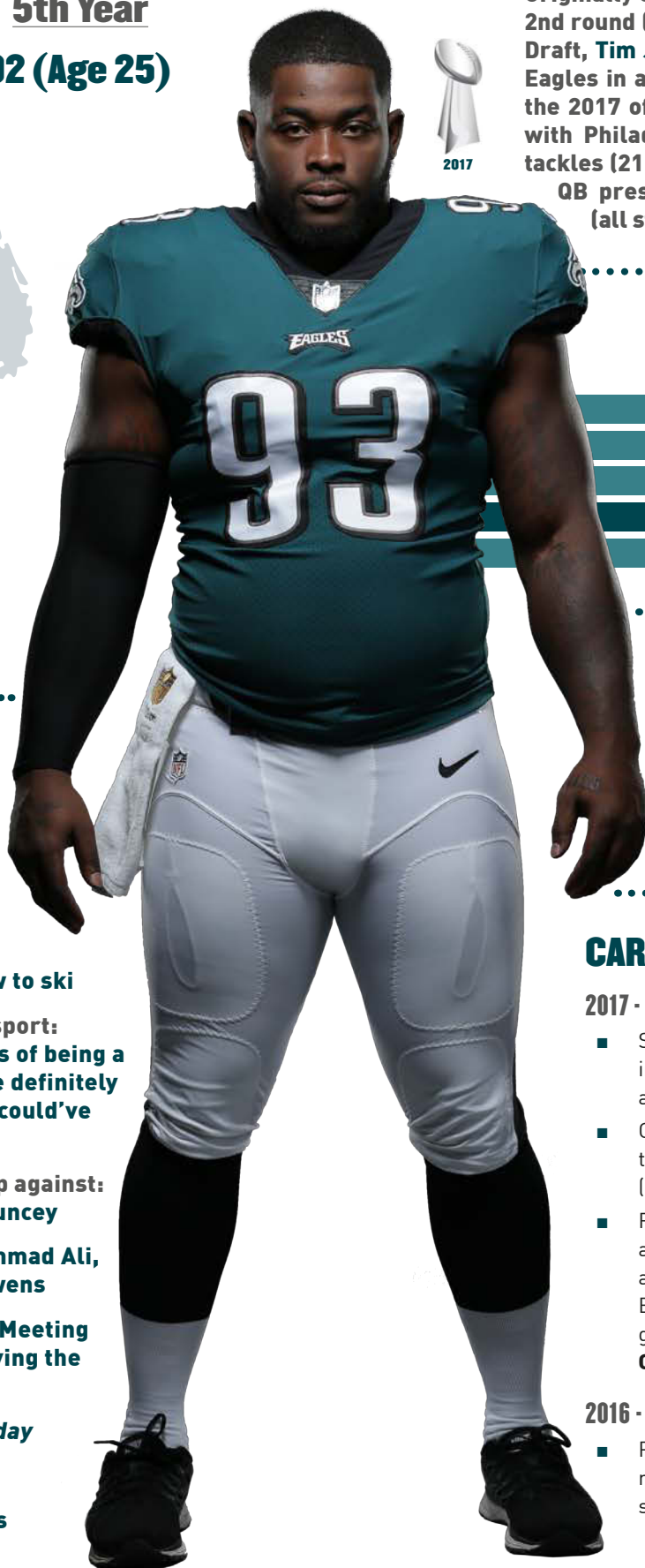
CAREER HIGHLIGHTS

2017 - PHILADELPHIA EAGLES (15/15, 3/3)

- Sacked Cowboys QB **Dak Prescott** in the fourth quarter of the 37-9 win at Dal. (11/19/17)
- Combined with **Brandon Graham** to sack Chiefs QB **Alex Smith** at KC (9/17/17)
- Recorded his first sack as an Eagle against Redskins QB **Kirk Cousins** at Was. (9/10/17). Became the first Eagles DL to post a sack in his first game with the team since **Fletcher Cox** on 9/9/12 at Cleveland

2016 - BALTIMORE RAVENS (16/15)

- Produced 31 tackles (16 solo) and registered career highs with 5.0 sacks and 9 TFL





CAREER STATISTICS

Year	Team	GP/S	TACKLES					PASS DEFENSE						FUMBLES			DEF SNAPS	
			Total	Solo	Asst	TFL	Sacks	Int	Yds	Lg	TD	PD	QPH	FF	FR	Yds	No	Pct
2014	Baltimore	12/3	23	11	12	3	4.0	0	0	--	0	0	10	0	0	0	304	28%
2015	Baltimore	15/6	37	18	19	4	4.0	0	0	--	0	0	14	0	0	0	531	50%
2016	Baltimore	16/15	31	16	15	9	5.0	1	0	0	0	3	11	0	1	0	630	60%
2017	Philadelphia	15/15	33	21	13	9	2.5	0	0	--	0	0	18	0	0	0	492	48%
Totals		58/39	125	66	59	25	15.5	1	0	0	0	3	53	0	1	0	---	---

PLAYOFFS

2014	Baltimore	1/0	2	2	0	1	1.0	0	0	--	0	0	2	0	0	0	18	26%
2017	Philadelphia	3/3	7	2	5	0	0.0	0	0	--	0	0	2	0	0	0	95	46%
Totals		4/3	9	4	5	1	1.0	0	0	--	0	0	4	0	0	0	---	---

CAREER HIGHS

Tackles	6	3x, last: 9/18/16 at Cle.
Sacks	2.0	12/14/14 vs. Jax.
INTs	1	11/6/16 vs. Pit.
PDs	2	9/25/16 at Jax.
FFs	--	---
FRs	1	10/23/16 at NYJ

CAREER HIGHLIGHTS (Continued)

- Intercepted a Steelers QB **Ben Roethlisberger** pass tipped by DT **Brandon Williams** for his first career INT in the 21-14 victory vs. Pit. (11/6/16)
- Recorded his first career fumble recovery and tallied 4 tackles, 2 hurries and 1.0 sack at NYJ (10/23/16)
- Posted 2 tackles, a career-high 2 PDs (one of which led to an INT) and 1.0 sack in the 19-17 win at Jax. (9/25/16)
- Tied his career-high with 6 tackles (4 solo) and notched 1.0 sack, 3 hurries and 2 TFL in a 25-20 win at Cle. (9/18/16)

2015 - BALTIMORE RAVENS (15/6)

- Established a career high with 37 tackles (18 solo) and added 4.0 sacks for a second consecutive season
- Led all Ravens defensive linemen with a career-high-tying 6 tackles at Cin. (1/3/16)
- Posted a career-high 6 tackles (3 solo) vs. KC (12/20/15)

2014 - BALTIMORE RAVENS (12/3, 1/0)

- Contributed 23 tackles (11 solo) and 4.0 sacks as a rookie
- Saw action in his first career postseason game, posting 2 tackles and 1.0 sack in the Divisional playoff at NE (1/10/15)
- Started his first career game vs. Jax. (12/14/14), tallying 4 tackles (3 solo) and a career-high 2.0 sacks
- Collected 4 tackles and his first career sack in the 21-7 victory vs. Ten. (11/9/14)
- Saw action in his first career NFL game and recorded the first tackles (2) of his career vs. Cin. (9/7/14)



BIRDSEED

Jernigan prepped at Columbia High School (Lake City, FL), where he earned U.S. Army All-American and All-USA first-team defense recognition (*USA Today*), was named to the 2010 All-First Coast first-team (*Florida Times-Union*) and was rated a five-star defensive lineman (*Scout.com*). Jernigan recorded 77 tackles, 32 TFL, 14.0 sacks and 1 INT as a senior, while also scoring 4 goal-line TDs as a short-yardage running back.



2017 GAME-BY-GAME STATISTICS (PHI)

Date	Opp	GP/S	Tot	Solo	Sk	Int	PD	FF	FR	Snap	Pct
Sep 10	at Was	W	1/1	2	1	1.0	0	0	0	40	63%
Sep 17	at KC	L	1/1	5	2	0.5	0	0	0	32	60%
Sep 24	NYG	W	1/1	3	3	0.0	0	0	0	50	72%
Oct 1	at LAC	W	1/1	2	1	0.0	0	0	0	42	74%
Oct 8	Ari	W	1/1	4	2	0.0	0	0	0	46	77%
Oct 12	at Car	W	1/1	1	1	0.0	0	0	0	25	30%
Oct 23	Was	W	1/1	0	0	0.0	0	0	0	17	27%
Oct 29	SF	W	1/1	2	2	0.0	0	0	0	29	44%
Nov 5	Den	W	1/1	1	1	0.0	0	0	0	20	31%
Nov 19	at Dal	W	1/1	5	1	1.0	0	0	0	30	48%
Nov 26	Chi	W	1/1	3	2	0.0	0	0	0	26	47%
Dec 3	at Sea	L	1/1	2	2	0.0	0	0	0	31	50%
Dec 10	at LAR	W	1/1	1	1	0.0	0	0	0	30	62%
Dec 17	at NYG	W	1/1	1	1	0.0	0	0	0	41	47%
Dec 25	Oak	W	1/1	1	1	0.0	0	0	0	33	48%
Dec 31	Dal	L	0/0	INACTIVE							
Totals			15/15	33	21	2.5	0	0	0	492	48%

PLAYOFFS

Date	Opp	GP/S	Tot	Solo	Sk	Int	PD	FF	FR	Snap	Pct
Jan 13	Atl	W	1/1	2	0	0.0	0	0	0	29	46%
Jan 21	Min	W	1/1	1	1	0.0	0	0	0	27	40%
Feb 4	at NE	W	1/1	4	1	0.0	0	0	0	39	51%
Totals			3/3	7	2	0.0	0	0	0	95	46%

2016 GAME-BY-GAME STATISTICS (BAL)

Date	Opp	GP/S	Tot	Solo	Sk	Int	PD	FF	FR	Snap	Pct
Sep 11	Buf	W	1/1	2	2	1.0	0	0	0	34	69%
Sep 18	at Cle	W	1/1	6	4	1.0	0	0	0	43	69%
Sep 25	at Jax	W	1/1	2	2	1.0	0	2	0	47	71%
Oct 2	Oak	L	1/1	2	0	0.0	0	0	0	43	72%
Oct 9	Was	L	1/1	4	2	0.0	0	0	0	41	62%
Oct 16	at NYG	L	1/1	2	0	0.0	0	0	0	48	72%
Oct 23	at NYJ	L	1/1	4	1	1.0	0	0	1	38	56%
Nov 6	Pit	W	1/1	2	0	0.0	1	1	0	46	67%
Nov 10	Cle	W	1/1	2	2	1.0	0	0	0	35	70%
Nov 20	at Dal	L	1/0	1	0	0.0	0	0	0	21	30%
Nov 27	Cin	W	1/1	1	0	0.0	0	0	0	49	65%
Dec 4	Mia	W	1/1	2	2	0.0	0	0	0	35	57%
Dec 12	at NE	L	1/1	0	0	0.0	0	0	0	34	49%
Dec 18	Phi	W	1/1	0	0	0.0	0	0	0	49	56%
Dec 25	at Pit	L	1/1	0	0	0.0	0	0	0	33	57%
Jan 1	at Cin	L	1/1	1	1	0.0	0	0	0	34	50%
Totals			16/15	31	16	5.0	1	3	0	630	60%

COLLEGE HIGHLIGHTS

- Played in 40 games (16 starts) at Florida State, totaling 139 tackles (73 solo), 25 TFL, 8.5 sacks, 1 PD and 1 FR
- Registered a career-high 63 tackles (35 solo), a team-high 11 TFL and 4.5 sacks, helping lead the NCAA's No. 3 overall defense (281.4 ypg) as a junior in 2013
- Helped the Seminoles win the BCS National Championship over Auburn in a dramatic 34-31 game
- Named a first-team (*The NFL Draft Report* and *ESPN.com*) and second-team (*Football Writers Association*, *Associated Press*, *USA Today*, *CBSSports.com* and *Sports Illustrated*) All-American and earned first-team All-Atlantic Coast Conference accolades (league coaches) in 2013

TRANSACTIONS

- 2014** Drafted by BAL in 2nd round (48th overall)
Signed 4-year contract
- 4/4/17** Traded with 2017 3rd-round draft choice (99th overall) from BAL to PHI for 2017 3rd-round draft choice (74th overall)
- 11/9/17** Signed by PHI to 4-year contract extension through 2021
- 7/26/18** Placed on Active/Non-Football Injury List
- 9/1/18** Placed on Reserve/Non-Football Injury List





2015 GAME-BY-GAME STATISTICS (BAL)

Date	Opp	GP/S	Tot	Solo	Sk	Int	PD	FF	FR	Snap	Pct
Sep 13	at Den	L	0/0	INACTIVE (KNEE)							
Sep 20	at Oak	L	1/1	0	0	0.0	0	0	0	36	49%
Sep 27	Cin	L	1/0	4	1	0.0	0	0	0	32	44%
Oct 1	at Pit	W	1/0	1	1	0.0	0	0	0	17	27%
Oct 11	Cle	L	1/0	1	1	1.0	0	0	0	36	41%
Oct 18	at SF	L	1/1	3	1	0.5	0	0	0	36	61%
Oct 26	at Ari	L	1/0	0	0	0.0	0	0	0	23	37%
Nov 1	SD	W	1/0	2	2	1.0	0	0	0	23	34%
Nov 15	Jax	L	1/1	2	1	0.0	0	0	0	45	61%
Nov 22	StL	W	1/1	4	1	0.0	0	0	0	48	79%
Nov 30	at Cle	W	1/1	3	2	0.5	0	0	0	42	61%
Dec 6	at Mia	L	1/0	0	0	0.0	0	0	0	30	63%
Dec 13	Sea	L	1/0	4	1	0.0	0	0	0	39	56%
Dec 20	KC	L	1/0	6	3	0.0	0	0	0	40	71%
Dec 27	Pit	W	1/0	1	1	1.0	0	0	0	42	69%
Jan 3	at Cin	L	1/1	6	3	0.0	0	0	0	42	69%
Totals			15/6	37	18	4.0	0	0	0	531	50%

2014 GAME-BY-GAME STATISTICS (BAL)

Date	Opp	GP/S	Tot	Solo	Sk	Int	PD	FF	FR	Snap	Pct
Sep 7	Cin	L	1/0	2	0	0.0	0	0	0	14	21%
Sep 11	Pit	W	1/0	1	0	0.0	0	0	0	16	27%
Sep 21	at Cle	W	0/0	INACTIVE (KNEE)							
Sep 28	Car	W	0/0	INACTIVE (KNEE)							
Oct 5	at Ind	L	0/0	INACTIVE (KNEE)							
Oct 12	at TB	W	0/0	INACTIVE (KNEE)							
Oct 19	Atl	W	1/0	0	0	0.0	0	0	0	23	35%
Oct 26	at Cin	L	1/0	2	1	0.0	0	0	0	17	25%
Nov 2	at Pit	L	1/0	2	1	0.0	0	0	0	20	29%
Nov 9	Ten	W	1/0	4	1	1.0	0	0	0	15	27%
Nov 24	at NO	W	1/0	0	0	0.0	0	0	0	29	40%
Nov 30	SD	L	1/0	1	1	1.0	0	0	0	17	24%
Dec 7	at Mia	W	1/0	1	1	0.0	0	0	0	32	56%
Dec 14	Jax	W	1/1	4	3	2.0	0	0	0	43	63%
Dec 21	at Hou	L	1/1	4	2	0.0	0	0	0	56	67%
Dec 28	Cle	W	1/1	2	1	0.0	0	0	0	22	34%
Totals			12/3	23	11	4.0	0	0	0	304	28%

PLAYOFFS

Jan 3	at Pit	W	0/0	INACTIVE (FOOT/ANKLE)							
Jan 10	at NE	L	1/0	2	2	1.0	0	0	0	18	26%
Totals			1/0	2	2	1.0	0	0	0	18	13%



6-6 | 317  **6th Year**

DOB: May 8, 1990 (Age 28)



Oklahoma
D1-13 (4th overall)
by Philadelphia



AP
2017



2017



Lane Johnson was originally selected by the Eagles with the No. 4-overall pick in the 2013 NFL Draft. One of the league's top offensive tackles, Johnson played a vital role on Philadelphia's **Super Bowl LII**-winning offensive line and finished the 2017 season with his first career Pro Bowl nod as well as first-team All-Pro honors from the *Associated Press*.

CAREER HIGHLIGHTS

- Earned his first career **Pro Bowl** nod and first-team **All-Pro** honors from the *Associated Press* after playing an integral role on the Eagles' **Super Bowl LII**-winning offensive line. In 2017, helped the team rank 3rd in the NFL in offensive points (414, tied) and rushing offense (132.2) and 7th in total offense (365.8)
- Started all 16 games in 2015, opening 14 contests at RT and his first 2 career starts at LT at Dal. (11/8/15) and vs. Mia. (11/15/15)
- Opened 12 contests at RT in 2014, helping pave the way for the NFL's 3rd-leading rusher, **LeSean McCoy** (1,319 yards). Allowed just 1 sack
- In 2013, helped the Eagles set then-team records in points (442) and total yards (6,676). Was part of an offensive line that blocked for the NFL's leading rusher, **LeSean McCoy** (team-record 1,607 yards)
- Made his debut at Was. (9/9/13), becoming the first Eagles rookie to start at tackle on opening day since **John Welbourn** in 1999

THREE STEP DROP

Hobbies: Hunting and fishing

Favorite movie: *Forrest Gump*

Favorite TV show: *Impractical Jokers*

First job: Grave digger in high school

Biggest pet peeve: Drivers that take a long time to make a turn

Favorite teams/athletes
growing up: Houston Rockets,
Green Bay Packers & Brett Favre

If he could play another sport,
what position/team: **Small**
forward, Houston Rockets

Three favorite throwback jerseys:
Hakeem Olajuwon, Houston
Rockets; Michael Vick, Atlanta
Falcons; Bo Jackson, Los
Angeles Raiders

COLLEGE HIGHLIGHTS

- As a senior in 2012, started 11 games at LT and garnered third-team All-America accolades from *CBSSports.com* and second-team All-Big 12 honors from the league's coaches. Anchored a Sooner offense that ranked 12th in the nation with 497.9 total yards per game and posted a team-best 123 knockdowns. Led the Big 12 with 19 TD-resulting blocks



LIFE IN THE FAST LANE

Johnson did not start playing football until the 7th grade when he was a quarterback for his middle school team in Coldspring, TX. He earned all-state honors as a QB in high school, but did not receive a scholarship offer.

He began his college career at Kilgore (TX) College, where, at 202 pounds, he quarterbacked the Rangers in 2008. After transferring to Oklahoma as a tight end in 2009, he redshirted for one year before playing tight end and defensive end in 2010.

He finally settled in as a right tackle in 2011 before moving to the left side in 2012.

MOTHER'S INFLUENCE

Johnson credits his mother, Ray Ann, for being where he is today. Ray Ann has a degree in criminal justice and works as a social worker with death-row inmates at a prison in Riverside, TX. Lane was proud to purchase his mother a new home in 2014.

"She was a single mother and she raised me by herself. She didn't have a lot, but she made sure I was happy."

FAMILY TIES

Johnson leans on the advice of his father-in-law, John Goodman, who played defensive line for the Pittsburgh Steelers from 1981-85.

"He's been a mentor to me. He's been in my shoes - been there, done that. He's taught me how to best work through adversity and the tough times."

SMALL TOWN ROOTS

Johnson's graduating class from Groveton High School consisted of just 35 students. In fact, Groveton's listed population in 2010 was just 1,057.

Johnson played quarterback and safety at Groveton, where he was an all-region and honorable mention all-state selection. Johnson also lettered in track and field, as he placed 4th in the shot put at the state's track championships. He was also a member of Groveton's baseball and basketball teams.

BIRDSEED

Johnson and his wife, Chelsea, reside in Edmond, OK. They have a son, Jace; a daughter, Journey Lane; and a dog, Mox. Johnson majored in human relations at Oklahoma.



@Lanejohnson65



@lanejohnson65

CAREER STATISTICS

			STARTS		OFF SNAPS	
Year	Team	GP/S	LT	RT	No	Pct
2013	Philadelphia	16/16	0	16	1102	100%
2014	Philadelphia	12/12	0	12	889	76%
2015	Philadelphia	16/16	2	14	1156	100%
2016	Philadelphia	6/6	0	6	407	36%
2017	Philadelphia	15/15	0	15	964	85%
Totals		65/65	2	63	---	---

PLAYOFFS						
Year	Team	GP/S	LT	RT	No	Pct
2013	Philadelphia	1/1	0	1	58	100%
2017	Philadelphia	3/3	0	3	207	100%
Totals		4/4	0	4	---	---



COLLEGE HIGHLIGHTS (Continued)

- Started 12 games at RT as a junior in 2011 as the Sooners ranked 10th in the nation in scoring (39.5 ppg), 5th in offense (512.3 ypg) and 5th in passing (349.4 ypg), while allowing the 7th-fewest sacks in the nation (11)
- Began his sophomore season in 2010 as a TE before converting to the defensive line
- Was a two-time Academic All-Big 12 first-team honoree
- Redshirted in 2009 after transferring from Kilgore (TX)
- Appeared in 9 games as a reserve QB at Kilgore, completing 32 of 61 passes for 510 yards, 3 TDs and 7 INTs, while adding 24 yards and 1 TD on 17 carries

TRANSACTIONS

- 2013** Drafted by PHI in 1st round (4th overall)
Signed 4-year contract
- 7/23/14** Suspended by NFL for 4 games
- 9/29/14** Activated from reserve/suspended list
- 1/29/16** Signed 6-year contract through 2021
- 10/11/16** Suspended by NFL for 10 games
- 12/20/16** Activated from reserve/suspended list



5-11 | 194  **1st Year**
DOB: Feb. 24, 1992 (Age 26)



Ohio State
UDFA ('17) by Philadelphia
Acquired: FA-18



Cameron Johnston rejoined the Eagles in 2018 after originally spending training camp with the team as an undrafted rookie in 2017. The Australia native played collegiately at Ohio State, where he led the Big Ten and ranked 5th in the nation with a 46.7 punting average as a senior in 2016.

PUNTING AVERAGE OHIO STATE CAREER HISTORY

Andy Groom (2001-02)	45.0
C. Johnston (2013-16)	44.9
Tom Tupa (1984-87)	44.7

NCAA PLAYERS IN 2016

J. Townsend (Florida)	47.9
M. Wishnowsky (Utah)	47.7
Michael Dickson (Texas)	47.4
J.K. Scott (Alabama)	47.2
C. Johnston (Ohio State)	46.7

BIRDSEED

In 2010, Johnston was drafted by the Melbourne Demons of the Australian Football League with the 52nd selection in the NAB Rookie Draft. Although he never played in a game for Melbourne, he made 6 appearances for the Casey Scorpions, a reserve squad for Melbourne which competes in the Victorian Football League.

Johnston trained at Prokick Australia in Melbourne, where he worked with founder Nathan Chapman to hone his craft in order to make the transition to American football.



@Cam_Johnston



@camjohnston

COLLEGE HIGHLIGHTS

- Finished second all-time in Ohio State history with a 44.9 punting average, trailing only **Andy Groom** (45.0)
- In 2016, was named Big Ten Eddleman-Fields Punter of the Year, earned first-team All-Big Ten honors and was a second-team All-America selection. Also was a finalist for the Ray Guy Award. Ranked 5th in the nation in punting average (46.7)
- Named second-team All-Big Ten and was a semifinalist for the Ray Guy Award after ranking 2nd in the Big Ten in punting average (43.9) in 2015
- Earned honorable mention All-Big Ten recognition and was a semifinalist for the Ray Guy Award after leading the Big Ten in punting average (45.1) in 2014

TRANSACTIONS

2017
9/2/17
1/3/18

Signed by PHI as UDFA
 Waived by PHI
 Signed by PHI to reserve/
 future contract

Johnston landed 109 punts inside the 20 during his career, shattering the previous Ohio State record of 78 set by A.J. Trapasso (2005-08).



6-0 | 181  **2nd Year**
DOB: May 21, 1996 (Age 22)



**Diamond Bar,
California**

**West Covina
High School**



Washington
D2-17 (43rd overall)
by Philadelphia



Sidney Jones was selected by the Eagles in the 2nd round (43rd overall) of the 2017 NFL Draft and made his career debut in Week 17 vs. Dallas. Jones attended the University of Washington, where he was a two-time first-team All-Pac-12 selection (2015-16) and second-team All-America honoree in 2016. In 40 career games with the Huskies, Jones posted 145 tackles, 30 PDs, 9 INTs, 6 FFs and 3 FRs.

CAREER INTERCEPTIONS WASHINGTON PLAYERS (SINCE 1996)

Marcus Peters (2012-14)	11
Sean Parker (2010-13)	11
Derrick Johnson (2000-04)	11
Sidney Jones (2014-16)	9
Evan Benjamin (2002-05)	8
Tony Parrish (1996-97)	8

CAREER HIGHLIGHTS

2017 - PHILADELPHIA EAGLES (1/0, 0/0)

- Activated from the Non-Football Injury List (Achilles) to the 53-man roster in Week 17 and recorded 3 tackles (2 solo) in his NFL debut vs. Dal. (12/31/17). Saw action in 29 defensive snaps at cornerback and 7 special teams snaps on the punt return unit

COLLEGE HIGHLIGHTS

- In 2016, was named second-team All-America (*Sports Illustrated*, Football Writers) while garnering first-team All-Pac-12 accolades
- Started all 14 games of the 2016 season and finished with 9 PDs, 3 INTs and 2 FFs. Made 7 tackles in the win at Arizona (9/24/16), earning himself the team's defensive player of the week honors. Named the Pac-12 Player of the Week after intercepting two passes and adding two other PDs in a win at California (11/5/16). Totaled 3 tackles and 1 FF in the Pac-12 Championship Game victory vs. Colorado (12/2/16)

THREE STEP DROP

Nickname: Sid the Kid

Bucket list: Skydiving

Surprisingly good at: Cooking

If he could play another sport, what position/team: Center, L.A. Lakers

Players he models his game after:
Marcus Peters, Richard Sherman, Desmond Trufant

Favorite athletes growing up:
Randy Moss, Kobe Bryant

Favorite movie: *Transformers*

Favorite music: Hip Hop, R&B

Favorite meal: Pasta

Three favorite throwback jerseys:
Kobe Bryant, Los Angeles Lakers;
Kevin Durant, Seattle Supersonics;
Allen Iverson, Philadelphia 76ers



CAREER STATISTICS

			TACKLES					PASS DEFENSE						FUMBLES			DEF SNAPS	
Year	Team	GP/S	Total	Solo	Asst	TFL	Sacks	Int	Yds	Lg	TD	PD	QPH	FF	FR	Yds	No	Pct
2017	Philadelphia	1/0	3	2	1	0	0.0	0	0	--	0	0	0	0	0	0	29	3%
Totals		1/0	3	2	1	0	0.0	0	0	--	0	0	0	0	0	0	---	---

PLAYOFFS																		
2017	Philadelphia	0/0	0	0	0	0	0.0	0	0	--	0	0	0	0	0	0	0	0%
Totals		0/0	0	0	0	0	0.0	0	0	--	0	0	0	0	0	0	---	---

CAREER HIGHS

Tackles	3	12/31/17 vs. Dal.
Sacks	--	---
INTs	--	---
PDs	--	---
FFs	--	---
FRs	--	---

2017 GAME-BY-GAME STATISTICS (PHI)

Date	Opp	GP/S	Tot	Solo	Sk	Int	PD	FF	FR	Snap	Pct
PLACED ON RESERVE/NFI LIST (ACHILLES) (9/1/17)											
ACTIVATED TO 53-MAN ROSTER (12/30/17)											
Dec 31	Dal	L	1/0	3	2	0.0	0	0	0	0	43%
Totals			1/0	3	2	0.0	0	0	0	0	3%

PLAYOFFS											
Jan 13	Atl	W	0/0	INACTIVE (HAMSTRING)							
Jan 21	Min	W	0/0	INACTIVE							
Feb 4	at NE	W	0/0	INACTIVE							
Totals			0/0	0	0	0.0	0	0	0	0	0%



COLLEGE HIGHLIGHTS (Continued)

- Started all 13 games in 2015 and finished the year as the Pac-12 leader in PDs (14). Forced a fumble, picked it up and ran 70 yards for a TD vs. California (9/26/15). Returned a 35-yard INT for a TD against Utah (11/7/15). Notched a 69-yard INT-TD and three other PDs in the Apple Cup win over Washington State (11/27/15)

TRANSACTIONS

- 2017** Drafted by PHI in 2nd round (43rd overall)
Signed 4-year contract
- 9/1/17** Placed on Reserve/Non-Football Injury List
- 12/30/17** Activated to 53-man roster

BIRDSEED

Jones prepped at West Covina (CA) High School, where he was named Hacienda League Defensive Player of the Year and earned first-team All-CIF Southern Section Southeast Division honors at defensive back as a senior in 2013. Jones, who played cornerback, free safety, running back and wide receiver while also returning kicks and punts for the Bulldogs, helped lead West Covina into the CIF Southern Section Southeast Division playoffs that year as well.

As a junior in 2012, Jones received first-team All-CIF SS Southeast Division and first-team All-Hacienda League honors at defensive back and helped lead the Bulldogs to the CIF-SS Southeast Division semifinals. As a sophomore in 2011, West Covina finished the season 13-1 and won the CIF-SS Southeast Division, beating La Serna, 84-21, in the championship game. That squad scored 240 points in four postseason contests.



@SidneyJonesIV



@sidneyjonesiv



6-3 | 295  **8th Year**

DOB: Nov. 5, 1987 (Age 30)



Cleveland Heights High School



Cincinnati
D6a-11 (191st overall)
by Philadelphia

AP
2017



Originally selected by the Eagles in the 6th round (191st overall) of the 2011 NFL Draft out of the University of Cincinnati, **Jason Kelce** is a two-time Pro Bowler and was named first-team All-Pro by the *Associated Press* following the 2017 season. The veteran center has led the Eagles in offensive snaps in each of the last three seasons (2015-17).

CAREER HIGHLIGHTS

- Named first-team **All-Pro** by the *Associated Press* after playing an integral role on the Eagles' **Super Bowl LII**-winning offensive line. In 2017, helped the team rank 3rd in the NFL in offensive points (414, tied) and rushing offense (132.2) as well as 7th in total offense (365.8)
- In 2016, earned his second **Pro Bowl** nod in three seasons after seeing action in all 1,133 of the Eagles' offensive snaps
- Voted to the **Pro Bowl** for the first time in 2014, becoming the first Eagles center to gain such recognition since **Jim Ringo** was named to his 10th Pro Bowl following the 1967 campaign
- Was the recipient of the team's **Ed Block Courage Award** in 2013. The award honors those NFL players who exemplify commitment to the principles of sportsmanship and courage and is given by a vote of the team for efforts as well as individual performance. Also garnered *USA Today's* 2013 All-Joe team honors, which recognizes the NFL players whose work doesn't necessarily garner headlines, but is integral to their team's success
- In 2013, helped the Eagles set a team record with 6,676 total yards and a then-team record 442 points
- Was named to *Dallas Morning News* columnist Rick Gosselin's NFL All-Rookie team after starting all 16 games for an offense that set a team record in first downs (356) and a then-team record in total net yards (6,386)

THREE STEP DROP

If he could play another sport: **Center for the Philadelphia Flyers**

First job: **Worked a youth hockey camp when he was 14 years old**

First football team: **Played LB and FB for the Roxboro Rockets in 7th grade**

Three items needed on deserted island: **Duct tape, lighter, fishing pole**

Three favorite throwback jerseys: **Chuck Bednarik, Philadelphia Eagles
Jim Brown, Cleveland Browns
Wayne Gretzky, Edmonton Oilers**

Pregame ritual: **Listens to Christmas music and combs his beard**

Favorite movies: ***The Big Lebowski* and *The Last Gladiators***

Favorite teams/athletes as a kid: **All Cleveland teams.
Michael Jordan, Wayne Gretzky and Jerome Bettis**



CAREER STATISTICS

			STARTS	OFF SNAPS	
Year	Team	GP/S	C	No	Pct
2011	Philadelphia	16/16	16	N/A	N/A
2012	Philadelphia	2/2	2	136	12%
2013	Philadelphia	16/16	16	1095	99%
2014	Philadelphia	12/12	12	828	70%
2015	Philadelphia	16/16	16	1156	100%
2016	Philadelphia	16/16	16	1133	100%
2017	Philadelphia	16/16	16	1079	95%
Totals		94/94	94	---	---

PLAYOFFS					
2013	Philadelphia	1/1	1	58	100%
2017	Philadelphia	3/3	3	207	100%
Totals		4/4	4	---	---

CAREER HIGHLIGHTS (Continued)

- Became the first Eagles rookie offensive lineman to start all 16 games since **Doug Brzezineski** did so in 1999 and the first rookie in team history to start every game at center

COLLEGE HIGHLIGHTS

- Started his final 38 games at Cincinnati during a 47-game career – 26 at left guard and 12 at center
- Started 12 games at center in 2010, and was an All-American honorable mention and All-Big East Conference first-team selection by *The NFL Draft Report*, adding second-team All-Big East honors from the league's coaches
- As a junior in 2009, earned All-Big East Conference second-team honors while starting all 13 games at left guard
- In 2008, earned Sophomore All-American third-team and All-Big East Conference second-team honors from *The NFL Draft Report* in his first season as a starter
- In 2007, the former walk-on linebacker added more than 40 pounds to his frame during the offseason, shifting to the offensive line, where he competed in nine games as a reserve at center and both offensive guard positions
- Joined the team as a walk-on in 2006, earning Scout Team Defensive Player of the Year honors while lining up as a 240-pound linebacker

TRANSACTIONS

- 2011** Drafted by PHI in 6th round (191st overall)
Signed 4-year contract
- 9/8/12** Placed on Injured Reserve (knee)
- 2/27/14** Signed by PHI to a 7-year contract through 2020



HUNGRY DOGS RUN FASTER

Dressed in Mummers regalia at the podium atop the steps of the Philadelphia Museum of Art, Kelce closed the Eagles' Parade of Champions with an emotional, powerful and memorable speech that solidified his unique place in Philadelphia folklore. Inspired by the "underdog" theme associated with the Eagles' playoff run, Kelce delivered an ode to his teammates and the resilient spirit of the city of Philadelphia.

"It was a very real moment for myself and I think that the fans and really everybody watching it picked up on that as well, that it was really coming from the heart. It wasn't some sort of show, even though it might have looked like it with the Mummer outfit and all the spectacle around it. It was something that came from a burning place down inside that had been engrained through a lot of hard work, a lot of failures, a lot of success throughout my entire career, and the same thing with the city and this entire organization."

FOOTBALL IS FAMILY

Kelce comes from a football lineage, as his younger brother, Travis, was a teammate at Cincinnati (2008-10) as a tight end and was drafted by Kansas City in 2013. His uncle, Don Blalock, played defensive tackle for Purdue (1976-77) and his grandfather, Don Blalock, played football at Ohio University.

BIRDSEED

Kelce is the son of Donna and Ed Kelce. Donna works in banking, while Ed is a sales rep in the steel business. He cites his dad as the biggest influence on his career.

Kelce graduated from Cincinnati with a bachelor's degree in marketing.



6-3 | 270  **11th Year**
DOB: March 28, 1985 (Age 33)

**Charlottesville,
Virginia**



**St. Anne's-
Belfield School**



Virginia
D1-08 (2nd overall)
by St. Louis
Acquired: FA-NE-17



Chris Long is one of four players in NFL history to win back-to-back **Super Bowls** with different teams, doing so with the Patriots in 2016 and the Eagles in 2017. In his first year with Philadelphia, Long led the team with a career-high 4 FFs and tied for 2nd in the NFL with 4 strip-sacks. He also tied for the team lead with 13 QB pressures and hits during the playoffs.

MOST STRIP-SACKS

NFL PLAYERS IN 2017

Yannick Ngakoue (Jax.)	6.0
Chris Long (Phi.)	4.0
Joey Bosa (LAC)	4.0
Aaron Donald (LAR)	4.0
D. Lawrence (Dal.)	4.0
Terrell Suggs (Bal.)	4.0

FORCED FUMBLES

NFL PLAYERS IN 2017

6	Yannick Ngakoue (Jax.)
5	Lavonte David (TB)
5	Aaron Donald (LAR)
4	Chris Long (Phi.)
4	Several players tied

EAGLES PLAYERS IN 2017

4	Chris Long
2	Brandon Graham
1	Several players tied

MOST SACKS

EAGLES PLAYERS IN 2017

9.5	Brandon Graham
5.5	Fletcher Cox
5.0	Chris Long
5.0	Derek Barnett
3.0	Vinny Curry

CAREER HIGHLIGHTS

- Is one of just four players in NFL history to win back-to-back **Super Bowls** with different teams (2016-17, NE & Phi.), joining **LeGarrette Blount** (2016-17, NE & Phi.), **Deion Sanders** (1993-94, SF & Dal.) and **Ken Norton Jr.** (1992-93, Dal. & SF) (according to NFL research)

2017 - PHILADELPHIA EAGLES (16/1, 3/0)

- Tied for the team lead with 13 QB pressures and hits during the Eagles' **Super Bowl LII**-winning postseason run
- Registered 8 QB pressures and hits in the NFC Championship vs. Min. (1/21/18), one of which forced a **Case Keenum** INT that was returned 50 yards for a TD by **Patrick Robinson**. The pick-6 tied the score at 7-7 in the first quarter and sparked an Eagles run of 38 unanswered points. Also recovered a red zone fumble in the second quarter





CAREER STATISTICS

			TACKLES					PASS DEFENSE						FUMBLES			DEF SNAPS	
Year	Team	GP/S	Total	Solo	Asst	TFL	Sacks	Int	Yds	Lg	TD	PD	QPH	FF	FR	Yds	No	Pct
2008	St. Louis	16/16	61	40	21	10	4.0	0	0	--	0	0	12	0	1	2	N/A	N/A
2009	St. Louis	16/4	56	36	20	7	5.0	0	0	--	0	1	12	1	0	0	N/A	N/A
2010	St. Louis	16/16	35	22	13	8	8.5	0	0	--	0	2	20	3	1	0	N/A	N/A
2011	St. Louis	16/16	46	30	16	15	13.0	0	0	--	0	2	21	1	0	0	N/A	N/A
2012	St. Louis	16/16	56	35	21	15	11.5	0	0	--	0	1	19	0	0	0	877	82%
2013	St. Louis	16/16	59	35	24	13	8.5	0	0	--	0	3	12	2	2	45	839	79%
2014	St. Louis	6/6	21	11	10	3	1.0	0	0	--	0	0	1	0	1	0	232	22%
2015	St. Louis	12/5	29	18	11	2	3.0	0	0	--	0	0	5	1	0	0	484	42%
2016	New England	16/7	35	22	13	7	4.0	0	0	--	0	3	10	1	1	0	677	65%
2017	Philadelphia	16/1	32	23	9	3	5.0	0	0	--	0	0	38	4	0	0	495	48%
Totals		146/103	430	272	158	83	63.5	0	0	--	0	12	150	13	6	47	---	---

PLAYOFFS

2016	New England	3/0	1	1	0	0	0.0	0	0	--	0	0	1	0	0	0	62	33%
2017	Philadelphia	3/0	5	4	0	0	0.0	0	0	--	0	0	13	0	1	0	92	45%
Totals		6/0	6	5	0	0	0.0	0	0	--	0	0	14	0	1	0	---	---

ADDITIONAL STATISTICS

Fumble Recovery TD: 11/10/13 vs. Indianapolis (45 yards)



CAREER HIGHS

Tackles	8	3x, last: 9/15/13 at Atl.
Sacks	3.0	3x, last: 10/28/13 vs. Sea.
PDs	1	12x, last: 1/1/17 at Mia.
FFs	1	13x, last: 12/25/17 vs. Oak.
FRs	1	7x, last: 1/21/18 vs. Min. (Conf.)

MULTI-SACK GAMES (8)

Date	Opponent	Sacks
10/28/13	vs. Seattle Seahawks (L, 9-14)	3.0
12/30/12	at Seattle Seahawks (L, 13-20)	3.0
10/30/11	vs. New Orleans Saints (W, 31-21)	3.0
11/18/12	vs. New York Jets (L, 13-27)	2.0
9/23/12	at Chicago Bears (L, 6-23)	2.0
12/4/11	at San Francisco 49ers (L, 0-26)	2.0
10/17/10	vs. San Diego Chargers (W, 20-17)	2.0
10/26/08	at New England Patriots (L, 16-23)	2.0

CAREER HIGHLIGHTS (Continued)

- Registered a team-leading, career-high 4 FFs and tied for 2nd in the NFL with 4.0 strip-sacks in the regular season, trailing only **Yannick Ngakoue** (6.0). Also finished 2nd on the defense with 38 QB pressures
- Posted a strip-sack and a career-high 8 QB pressures and hits of Raiders QB **Derek Carr** vs. Oak. (12/25/17)
- Made a game-defining play in the fourth quarter at LAR (12/10/17) when he strip-sacked Rams QB **Jared Goff** deep in Rams' territory (recovered by **Rodney McLeod**). The turnover set up a game-winning FG by **Jake Elliott**
- Sacked Broncos QB **Brock Osweiler** in the third quarter vs. Den. (11/5/17) and jarred the ball loose
- Strip-sacked Chargers QB **Philip Rivers** in Eagles territory (recovered by **Derek Barnett**) on the game's opening possession at LAC (10/1/17)
- Recorded his first sack as an Eagle at KC (9/17/17) when he dropped Chiefs QB **Alex Smith** for a 5-yard loss on third down in the third quarter

2016 - NEW ENGLAND PATRIOTS (16/7, 3/0)

- Helped the Patriots win **Super Bowl LI** after making his first-career postseason appearance. Played 677 snaps (65%) in 16 regular-season games (7 starts) and recorded 4.0 sacks, 3 PDs, 1 FF and 1 FR

2015 - ST. LOUIS RAMS (12/5)

- Produced 29 tackles (18 solo), including 2 TFL, 3.0 sacks and 1 FF in 12 games (5 starts)



2017 GAME-BY-GAME STATISTICS (PHI)

Date	Opp		GP/S	Tot	Solo	Sk	Int	PD	FF	FR	Snaps	Pct
Sep 10	at Was	W	1/0	2	1	0.0	0	0	0	0	26	41%
Sep 17	at KC	L	1/0	1	1	1.0	0	0	0	0	20	38%
Sep 24	NYG	W	1/0	0	0	0.0	0	0	0	0	27	39%
Oct 1	at LAC	W	1/0	1	1	1.0	0	0	1	0	21	37%
Oct 8	Ari	W	1/0	1	1	0.0	0	0	0	0	29	48%
Oct 12	at Car	W	1/0	2	1	0.0	0	0	0	0	41	50%
Oct 23	Was	W	1/0	2	2	0.0	0	0	0	0	38	59%
Oct 29	SF	W	1/0	1	0	0.0	0	0	0	0	33	50%
Nov 5	Den	W	1/0	3	2	1.0	0	0	1	0	35	55%
Nov 19	at Dal	W	1/0	4	3	0.0	0	0	0	0	31	49%
Nov 26	Chi	W	1/0	1	1	0.0	0	0	0	0	27	49%
Dec 3	at Sea	L	1/0	2	1	0.0	0	0	0	0	26	42%
Dec 10	at LAR	W	1/0	2	2	1.0	0	0	1	0	18	43%
Dec 17	at NYG	W	1/0	0	0	0.0	0	0	0	0	39	44%
Dec 25	Oak	W	1/0	3	2	1.0	0	0	1	0	42	61%
Dec 31	Dal	L	1/1	6	5	0.0	0	0	0	0	42	62%
Totals			16/1	32	23	5.0	0	0	4	0	495	48%

PLAYOFFS

Jan 13	Atl	W	1/0	1	1	0.0	0	0	0	0	20	32%
Jan 21	Min	W	1/0	2	2	0.0	0	0	0	1	31	46%
Feb 4	at NE	W	1/0	2	1	0.0	0	0	0	0	41	54%
Totals			3/0	5	4	0.0	0	0	0	1	92	45%

2016 GAME-BY-GAME STATISTICS (NE)

Date	Opp		GP/S	Tot	Solo	Sk	Int	PD	FF	FR	Snaps	Pct
Sep 11	at Ari	W	1/1	3	3	1.0	0	0	0	0	39	64%
Sep 18	Mia	W	1/1	2	2	0.0	0	1	0	1	45	70%
Sep 22	Hou	W	1/1	2	0	0.0	0	1	0	0	55	78%
Oct 2	Buf	L	1/1	4	2	0.0	0	0	0	0	60	77%
Oct 9	at Cle	W	1/0	1	0	0.0	0	0	0	0	47	75%
Oct 16	Cin	W	1/1	3	1	0.0	0	0	0	0	41	60%
Oct 23	at Pit	W	1/1	2	1	0.0	0	0	0	0	50	69%
Oct 30	at Buf	W	1/1	4	4	0.0	0	0	0	0	53	69%
Nov 13	Sea	L	1/0	0	0	0.0	0	0	0	0	37	53%
Nov 20	at SF	W	1/0	3	1	0.0	0	0	0	0	45	71%
Nov 27	at NYJ	W	1/0	1	1	1.0	0	0	1	0	30	53%
Dec 4	LAR	W	1/0	1	1	1.0	0	0	0	0	30	59%
Dec 12	Bal	W	1/0	4	2	0.0	0	0	0	0	46	66%
Dec 18	at Den	W	1/0	2	2	0.0	0	0	0	0	33	53%
Dec 24	NYJ	W	1/0	2	1	1.0	0	0	0	0	31	55%
Jan 1	at Mia	W	1/0	1	1	0.0	0	1	0	0	35	59%
Totals			16/7	35	22	4.0	0	3	1	1	677	65%

PLAYOFFS

Jan 14	Hou	W	1/0	0	0	0.0	0	0	0	0	27	39%
Jan 22	Pit	W	1/0	1	1	0.0	0	0	0	0	20	29%
Feb 5	Atl	W	1/0	0	0	0.0	0	0	0	0	15	31%
Totals			3/0	1	1	0.0	0	0	0	0	62	33%



CAREER HIGHLIGHTS (Continued)

2014 - ST. LOUIS RAMS (6/6)

- Totaled 21 tackles (11 solo), including 3 TFL, 1.0 sack and 1 FR in 6 games (all starts). Spent 10 weeks on the Injured Reserve - Designated to Return List with an ankle injury

2013 - ST. LOUIS RAMS (16/16)

- Recovered a fumble of Colts QB **Andrew Luck** forced by **Robert Quinn** and returned it 45 yards for his first career TD at Ind. (11/10/13). Also tallied 4 tackles and 1.0 sack
- Posted a career-high-tying 3.0 sacks (third such game of his career) of Seahawks QB **Russell Wilson** vs. Sea. (10/28/13) while adding 5 tackles, including 4 TFL

2012 - ST. LOUIS RAMS (16/16)

- Led the Rams in sacks for the second straight season with 11.5 QB takedowns. Tied for the 9th-most sacks in the NFL, trailing only **J.J. Watt** (20.5), **Aldon Smith** (19.5), **Von Miller** (18.5), **Cameron Wake** (15.0), **Clay Matthews** (13.0), **Geno Atkins** (12.5), **Charles Johnson** (12.5) and **Jared Allen** (12.0). Added 56 tackles (35 solo), 15.0 TFL and 1 PD
- Notched his second-career 3.0-sack game when he took down Seahawks QB **Russell Wilson** a career-high-tying three times vs. Sea. (12/30/12)



2015 GAME-BY-GAME STATISTICS (STL)

Date	Opp	GP/S	Tot	Solo	Sk	Int	PD	FF	FR	Snap	Pct
Sep 13	Sea	W	1/1	5	3	0.0	0	0	0	53	65%
Sep 20	at Was	L	1/1	5	3	1.0	0	0	0	50	69%
Sep 27	Pit	L	1/1	0	0	0.0	0	0	0	45	71%
Oct 4	at Ari	W	1/1	2	1	1.0	0	0	0	51	69%
Oct 11	at GB	L	1/1	1	0	0.0	0	0	0	15	24%
Oct 25	Cle	W	0/0	INACTIVE (KNEE)							
Nov 1	SF	W	0/0	INACTIVE (KNEE)							
Nov 8	at Min	L	0/0	INACTIVE (KNEE)							
Nov 15	Chi	L	0/0	INACTIVE (KNEE)							
Nov 22	at Bal	L	1/0	1	0	0.0	0	0	0	35	46%
Nov 29	at Cin	L	1/0	5	3	0.0	0	0	0	33	56%
Dec 6	Ari	L	1/0	3	2	0.0	0	0	0	48	57%
Dec 13	Det	W	1/0	1	1	0.0	0	0	0	40	56%
Dec 17	TB	W	1/0	1	1	0.0	0	0	0	39	48%
Dec 27	at Sea	W	1/0	2	2	0.0	0	0	1	41	56%
Jan 3	at SF	L	1/0	3	2	1.0	0	0	0	34	42%
Totals			12/5	29	18	3.0	0	0	1	484	42%

2014 GAME-BY-GAME STATISTICS (STL)

Date	Opp	GP/S	Tot	Solo	Sk	Int	PD	FF	FR	Snap	Pct
Sep 7	Min	L	1/1	4	0	0.0	0	0	0	28	48%
Sep 14	at TB	W	0/0	IR - DESIGNATED TO RETURN (ANKLE)							
Sep 21	Dal	L	0/0	IR - DESIGNATED TO RETURN (ANKLE)							
Oct 5	at Phi	L	0/0	IR - DESIGNATED TO RETURN (ANKLE)							
Oct 13	SF	L	0/0	IR - DESIGNATED TO RETURN (ANKLE)							
Oct 19	Sea	W	0/0	IR - DESIGNATED TO RETURN (ANKLE)							
Oct 26	at KC	L	0/0	IR - DESIGNATED TO RETURN (ANKLE)							
Nov 2	at SF	W	0/0	IR - DESIGNATED TO RETURN (ANKLE)							
Nov 9	at Ari	L	0/0	IR - DESIGNATED TO RETURN (ANKLE)							
Nov 16	Den	W	0/0	IR - DESIGNATED TO RETURN (ANKLE)							
Nov 23	at SD	L	0/0	IR - DESIGNATED TO RETURN (ANKLE)							
Nov 30	Oak	W	1/1	7	6	1.0	0	0	0	38	49%
Dec 7	at Was	W	1/1	3	2	0.0	0	0	0	30	54%
Dec 11	Ari	L	1/1	4	2	0.0	0	0	0	48	71%
Dec 21	NYG	L	1/1	1	1	0.0	0	0	0	45	63%
Dec 28	at Sea	L	1/1	2	0	0.0	0	0	0	43	69%
Totals			6/6	21	11	1.0	0	0	0	232	22%

CHRIS LONG FOUNDATION

In 2015, the **Chris Long Foundation** was launched to raise money for **Waterboys**, an initiative dedicated to building wells for communities in East Africa.

Long was named the NFLPA Community MVP for Week 2 of the 2017 season for "his ongoing efforts to enhance the lives of others through programs focused on youth, clean water, military appreciation and homelessness."

Early in the 2017 season, The Chris Long Foundation, in partnership with Boys & Girls Clubs of Central Virginia and St. Anne's-Belfield School, announced that Long donated his first six game checks of the season to fund two seven-year scholarships in his hometown of Charlottesville, VA.

Later in the year, Long announced that he would donate the remainder of his game checks (10) to organizations supporting educational equity and opportunity in St. Louis, Boston and Philadelphia. Through the **Pledge 10 for Tomorrow** campaign, fans and businesses were encouraged to make their own pledge to one of the three cities. The effort raised over \$1.3 million, in addition to the \$50,000 that Long donated to College Bound and The Little Bit Foundation, which are located in the St. Louis area (regional winner).

For more information on the Chris Long Foundation visit: chrislongfoundation.org. For more information on Waterboys visit: waterboys.org.

CAREER HIGHLIGHTS (Continued)

- Registered 3.0 TFL and 2.0 sacks of Jets QB **Mark Sanchez** vs. NYJ (11/18/12)
- Totaled 2.0 sacks of Bears QB **Jay Cutler** at Chi. (9/23/12)

2011 - ST. LOUIS RAMS (16/16)

- Started all 16 games and posted a career-high 13.0 sacks, ranking 7th in the NFL behind **Jared Allen** (22.0), **DeMarcus Ware** (19.5), **Jason Babin** (18.0), **Jason Pierre-Paul** (16.5), **Aldon Smith** (14.0) and **Terrell Suggs** (14.0)
- Collected a pair of sacks against 49ers QB **Alex Smith** at SF (12/4/11). Finished with 5 tackles (4 solo)
- Produced a career-high-tying 3.0 sacks of Saints QB **Drew Brees** vs. NO (10/30/11). Also posted 4 tackles and 1 PD

2010 - ST. LOUIS RAMS (16/16)

- Opened all 16 games and recorded 35 tackles (22 solo), 8.5 sacks, a career-high 3 FFs, 2 PDs and 1 FR
- Recorded a multi-sack performance (2.0) against Chargers QB **Philip Rivers** vs. SD (10/17/10)

2009 - ST. LOUIS RAMS (16/4)

- Ranked 2nd on the Rams with 5.0 sacks, trailing only **Leonard Little** (6.5). Also posted 56 tackles (36 solo), including 7 TFL, along with 1 FF

2008 - ST. LOUIS RAMS (16/16)

- Started all 16 games as a rookie, registering 61 tackles and 4.0 sacks, which tied for 2nd among NFC rookies, trailing only **Cliff Avril** (5.0). Also recovered one fumble



2013 GAME-BY-GAME STATISTICS (STL)

Date	Opp		GP/S	Tot	Solo	Sk	Int	PD	FF	FR	Snap	Pct
Sep 8	Ari	W	1/1	0	0	0.0	0	1	0	1	64	90%
Sep 15	at Atl	L	1/1	8	4	0.0	0	0	0	0	54	84%
Sep 22	at Dal	L	1/1	1	1	0.0	0	0	0	0	49	79%
Sep 26	SF	L	1/1	3	2	0.5	0	0	0	0	60	87%
Oct 6	Jax	W	1/1	4	3	1.0	0	0	1	0	55	92%
Oct 13	at Hou	W	1/1	4	3	1.0	0	1	1	0	55	72%
Oct 20	at Car	L	1/1	3	1	0.0	0	0	0	0	25	42%
Oct 28	Sea	L	1/1	5	4	3.0	0	0	0	0	37	84%
Nov 3	Ten	L	1/1	4	0	0.0	0	0	0	0	51	82%
Nov 10	at Ind	W	1/1	5	4	1.0	0	0	0	1	49	66%
Nov 24	Chi	W	1/1	5	2	0.0	0	1	0	0	63	80%
Dec 1	at SF	L	1/1	3	3	0.0	0	0	0	0	49	73%
Dec 8	at Ari	L	1/1	3	1	0.0	0	0	0	0	51	75%
Dec 15	NO	W	1/1	5	2	0.0	0	0	0	0	70	81%
Dec 22	TB	W	1/1	2	2	1.0	0	0	0	0	54	92%
Dec 29	at Sea	L	1/1	4	3	1.0	0	0	0	0	53	82%
Totals			16/16	59	35	8.5	0	3	2	2	839	79%

2012 GAME-BY-GAME STATISTICS (STL)

Date	Opp		GP/S	Tot	Solo	Sk	Int	PD	FF	FR	Snap	Pct
Sep 9	at Det	L	1/1	3	2	0.0	0	0	0	0	58	87%
Sep 16	Was	W	1/1	5	2	0.0	0	0	0	0	47	78%
Sep 23	at Chi	L	1/1	5	3	2.0	0	0	0	0	52	75%
Sep 30	Sea	W	1/1	4	2	0.0	0	0	0	0	47	77%
Oct 4	Ari	W	1/1	3	2	1.0	0	0	0	0	62	77%
Oct 14	at Mia	L	1/1	5	4	1.0	0	0	0	0	44	82%
Oct 21	GB	L	1/1	1	0	0.0	0	0	0	0	53	78%
Oct 28	NE	L	1/1	1	0	0.0	0	0	0	0	60	85%
Nov 11	at SF	T	1/1	5	4	1.0	0	0	0	0	57	86%
Nov 18	NYJ	L	1/1	3	3	2.0	0	0	0	0	48	74%
Nov 25	at Ari	W	1/1	0	0	0.0	0	1	0	0	67	85%
Dec 2	SF	W	1/1	5	2	0.0	0	0	0	0	67	87%
Dec 9	at Buf	W	1/1	5	2	0.5	0	0	0	0	49	85%
Dec 16	Min	L	1/1	2	2	0.0	0	0	0	0	49	83%
Dec 23	at TB	W	1/1	3	2	1.0	0	0	0	0	67	83%
Dec 30	at Sea	L	1/1	6	5	3.0	0	0	0	0	50	83%
Totals			16/16	56	35	11.5	0	1	0	0	877	82%

THE FAMILY TREE

Long's father, Howie, played in the NFL for 13 seasons and was inducted into the Pro Football Hall of Fame in 2000 following seven Pro Bowl appearances and two Defensive Player of the Year awards. His older brother, Howie Jr., formerly served as a player personnel assistant with the Oakland Raiders and his younger brother, Kyle, plays offensive line for the Chicago Bears.

Long is also related to Olympic champion swimmer Gertrude Ederle, who became the first woman to swim across the English Channel in 1926.

HIGH SCHOOL STANDOUT

Long attended St. Anne's-Belfield School (VA) and was named 2003 Gatorade Player of the Year in Virginia and rated as the 2nd-best player in the state by *Charlottesville Daily Progress*.

Long was a three-time first-team All-State selection on both offense and defense and was selected conference Defensive Player of the Year in his final two seasons, as well as Student Sports Junior All-American in 2002.

Long registered 91 tackles and 15.0 sacks as a senior to help his team to an undefeated season and a state championship.

He also played basketball, lacrosse and baseball.



@JOEL9ONE



@laflamablanca95



CAREER HIGHLIGHTS (Continued)

- Tallied his first-career multi-sack game when he brought down Patriots QB **Matt Cassel** twice at NE (10/26/08)
- Posted a career-high-tying 8 tackles (3 solo) and 1.0 sack against Bills QB **Trent Edwards** vs. Buf. (9/28/08)
- Registered a career-high 8 tackles (6 solo) at Sea. (9/21/08)
- Earned his first-career sack against Giants QB **Eli Manning** vs. NYG (9/14/08)



2011 GAME-BY-GAME STATISTICS (STL)

Date	Opp	GP/S	Tot	Solo	Sk	Int	PD	FF	FR	Snap	Pct
Sep 11	Phi	L	1/1	2	2	1.0	0	0	0	N/A	N/A
Sep 19	at NYG	L	1/1	5	3	1.0	0	1	0	N/A	N/A
Sep 25	Bal	L	1/1	2	1	1.0	0	0	0	N/A	N/A
Oct 2	Was	L	1/1	1	1	0.0	0	0	0	N/A	N/A
Oct 16	at GB	L	1/1	2	2	0.0	0	0	0	N/A	N/A
Oct 23	at Dal	L	1/1	1	0	0.0	0	0	0	N/A	N/A
Oct 30	NO	W	1/1	4	3	3.0	0	1	0	N/A	N/A
Nov 6	at Ari	L	1/1	3	2	1.0	0	0	1	N/A	N/A
Nov 13	at Cle	W	1/1	3	2	1.0	0	0	0	N/A	N/A
Nov 20	Sea	L	1/1	2	1	1.0	0	0	0	N/A	N/A
Nov 27	Ari	L	1/1	5	3	1.0	0	0	0	N/A	N/A
Dec 4	at SF	L	1/1	5	4	2.0	0	0	0	N/A	N/A
Dec 12	at Sea	L	1/1	3	1	0.0	0	0	0	N/A	N/A
Dec 18	Cin	L	1/1	3	3	1.0	0	0	0	N/A	N/A
Dec 24	at Pit	L	1/1	2	1	0.0	0	0	0	N/A	N/A
Jan 1	SF	L	1/1	3	1	0.0	0	0	0	N/A	N/A
Totals			16/16	46	30	13.0	0	2	1	0	N/A

2010 GAME-BY-GAME STATISTICS (STL)

Date	Opp	GP/S	Tot	Solo	Sk	Int	PD	FF	FR	Snap	Pct
Sep 12	Ari	L	1/1	2	1	0.0	0	0	0	N/A	N/A
Sep 19	at Oak	L	1/1	2	1	0.0	0	0	0	N/A	N/A
Sep 26	Was	W	1/1	2	1	0.0	0	0	0	N/A	N/A
Oct 3	Sea	W	1/1	4	1	0.5	0	0	0	N/A	N/A
Oct 10	at Det	L	1/1	3	2	0.0	0	0	0	N/A	N/A
Oct 17	SD	W	1/1	2	2	2.0	0	0	0	N/A	N/A
Oct 24	at TB	L	1/1	1	1	1.0	0	0	1	N/A	N/A
Oct 31	Car	W	1/1	2	2	1.0	0	0	1	N/A	N/A
Nov 14	at SF	L	1/1	5	2	1.0	0	1	0	N/A	N/A
Nov 21	Atl	L	1/1	1	1	0.0	0	0	0	N/A	N/A
Nov 28	at Den	W	1/1	2	2	1.0	0	1	0	N/A	N/A
Dec 5	at Ari	W	1/1	1	1	0.0	0	0	0	N/A	N/A
Dec 12	at NO	L	1/1	1	1	0.0	0	0	0	N/A	N/A
Dec 19	KC	L	1/1	2	1	1.0	0	0	0	N/A	N/A
Dec 26	SF	W	1/1	2	2	1.0	0	0	1	N/A	N/A
Jan 2	at Sea	L	1/1	3	1	0.0	0	0	0	N/A	N/A
Totals			16/16	35	22	8.5	0	2	3	1	N/A



COLLEGE HIGHLIGHTS

- Amassed 22.0 career sacks in his collegiate career at Virginia, which is tied for 7th on the school's all-time list
- Voted as a team captain his junior and senior years. As a senior, tied for 3rd in the nation with 14.0 sacks
- Was a unanimous All-America and All-Atlantic Conference first-team selection as a senior. Also named ACC Defensive Player of the Year and was a recipient of the Ted Hendricks Award, given to the nation's top defensive end
- Also as a senior, named the Dudley Award winner as the top collegiate player in the state of Virginia and was a finalist for the Vince Lombardi Award, the Bronko Nagurski Trophy and the Ronnie Lott Trophy. Had his jersey retired prior to his final home game with the Cavaliers
- As a junior, received the Ned McDonald Award as the team's top defensive player, the Colonel F.C. McCue Award as the team's most outstanding interior lineman and the Joe Palumbo Award honoring the player for self-sacrifice, dedication and enthusiasm

TRANSACTIONS

- 2008** Drafted by StL in 1st round (2nd overall)
Signed 5-year contract
- 7/29/12** Re-signed by StL to 4-year contract extension
- 9/10/14** Placed on IR Designated for Return (ankle)
- 11/24/14** Activated from IR Designated for Return (ankle)
- 2/19/16** Released by StL
- 3/18/16** Signed by NE to 1-year contract
- 3/30/17** Signed by PHI to 2-year contract



2009 GAME-BY-GAME STATISTICS (STL)

Date	Opp	GP/S	Tot	Solo	Sk	Int	PD	FF	FR	Snap	Pct
Sep 13	at Sea	L	1/0	7	5	0.0	0	0	0	N/A	N/A
Sep 20	at Was	L	1/0	5	4	0.0	0	0	0	N/A	N/A
Sep 27	GB	L	1/0	6	3	0.0	0	0	0	N/A	N/A
Oct 4	at SF	L	1/0	0	0	0.0	0	0	0	N/A	N/A
Oct 11	Min	L	1/0	4	1	0.0	0	0	0	N/A	N/A
Oct 18	at Jax	L	1/0	6	2	0.0	0	0	0	N/A	N/A
Oct 25	Ind	L	1/1	4	2	0.0	0	0	0	N/A	N/A
Nov 1	at Det	W	1/0	5	4	1.0	0	0	0	N/A	N/A
Nov 15	NO	L	1/0	1	1	1.0	0	0	0	N/A	N/A
Nov 22	Ari	L	1/0	1	1	1.0	0	0	0	N/A	N/A
Nov 29	Sea	L	1/0	2	1	0.0	0	0	0	N/A	N/A
Dec 6	at Chi	L	1/0	4	2	1.0	0	0	0	N/A	N/A
Dec 13	at Ten	L	1/0	2	1	0.0	0	0	0	N/A	N/A
Dec 20	Hou	L	1/1	2	2	0.0	0	0	0	N/A	N/A
Dec 27	at Ari	L	1/1	3	3	1.0	0	0	1	N/A	N/A
Jan 3	SF	L	1/1	4	4	0.0	0	1	0	N/A	N/A
Totals		16/4	56	36	5.0	0	1	1	0	N/A	N/A

2008 GAME-BY-GAME STATISTICS (STL)

Date	Opp	GP/S	Tot	Solo	Sk	Int	PD	FF	FR	Snap	Pct
Sep 7	at Phi	L	1/1	4	2	0.0	0	0	0	N/A	N/A
Sep 14	NYG	L	1/1	5	4	1.0	0	0	0	N/A	N/A
Sep 21	at Sea	L	1/1	8	6	0.0	0	0	0	N/A	N/A
Sep 28	Buf	L	1/1	8	3	1.0	0	0	0	N/A	N/A
Oct 12	at Was	W	1/1	4	3	0.0	0	0	0	1	N/A
Oct 19	Dal	W	1/1	3	3	0.0	0	0	0	N/A	N/A
Oct 26	at NE	L	1/1	7	5	2.0	0	0	0	N/A	N/A
Nov 2	Ari	L	1/1	4	3	0.0	0	0	0	N/A	N/A
Nov 9	at NYJ	L	1/1	4	3	0.0	0	0	0	N/A	N/A
Nov 16	at SF	L	1/1	1	0	0.0	0	0	0	N/A	N/A
Nov 23	Chi	L	1/1	3	2	0.0	0	0	0	N/A	N/A
Nov 30	Mia	L	1/1	2	1	0.0	0	0	0	N/A	N/A
Dec 7	at Ari	L	1/1	0	0	0.0	0	0	0	N/A	N/A
Dec 14	Sea	L	1/1	5	4	0.0	0	0	0	N/A	N/A
Dec 21	SF	L	1/1	2	1	0.0	0	0	0	N/A	N/A
Dec 28	at Atl	L	1/1	1	0	0.0	0	0	0	N/A	N/A
Totals		16/16	61	40	4.0	0	0	0	1	N/A	N/A



6-2 | 249  **2nd Year**

DOB: Sept. 9, 1992 (Age 25)

**Middletown,
New Jersey**

**Middletown South
High School** 



Old Dominion
UDFA ('15) by Chicago
Acquired: FA-16



Rick Lovato was signed by the Eagles in Week 15 of 2016 and took over as the team's long snapper in 2017, when kicker **Jake Elliott** enjoyed a record-breaking rookie campaign. The New Jersey native played collegiately at Old Dominion, where he snapped in 50 career games and was an FCS All-America selection.

CAREER HIGHLIGHTS

- Snapped for the **Super Bowl LII**-winning Eagles in his first full season in 2017
- Helped rookie **Jake Elliott** set franchise records in 50+ yard FGs (5) and longest FG (61 yards in Week 3 vs. NYG)

COLLEGE HIGHLIGHTS

- Served as Old Dominion's long snapper in all 50 games during his four-year career
- Earned FCS All-America honors as a sophomore in 2012

TRANSACTIONS

2015	Signed by CHI as UDFA
8/31/15	Waived by CHI
12/22/15	Signed by GB
9/3/16	Waived by GB
11/19/16	Signed by WAS
11/29/16	Waived by WAS
12/12/16	Signed by PHI

BIRDSEED

Lovato began long-snapping as a freshman at Middletown South (NJ) High School, where he also played center and defensive line. Following his senior year, Lovato was named third-team all-Monmouth County and was an all-conference selection.

THREE STEP DROP

First job: Worked at his dad's sub shop

Hobbies: Playing guitar and skateboarding

Surprisingly good at: "Flexibility. I'm probably the most flexible person on the team."

Favorite athlete growing up: Derek Jeter

Moment left star struck:
"When I first met Aaron Rodgers when I was with Green Bay."

Favorite movie: *Fast and Furious*

Favorite TV show: *The Office*



CAREER SERVICE

			ST
Year	Team	GP	T
2015	Green Bay	2	0
2016	Washington	2	0
	Philadelphia	3	0
	Totals	5	0
2017	Philadelphia	16	4
Totals		23	4

PLAYOFFS

Year	Team	GP	T
2015	Green Bay	2	0
2017	Philadelphia	3	0
Totals		5	0



5-9 | 184 **Rookie**

DOB: March 31, 1996 (Age 22)



**Detroit,
Michigan**

**Martin
Luther King
High School**



Pitt

Pittsburgh
D4a-18 (125th overall)
by Philadelphia

MOST SACKS

ACC DEFENSIVE BACKS IN 2017

4.0	Avonte Maddox (Pitt)
3.0	C.J. Avery (Louisville)
3.0	Shawn Boone (NC State)
2.0	Amari Carter (Miami)
2.0	Terrell Edmunds (Va. Tech)
2.0	Mook Reynolds (Va. Tech)
2.0	M.J. Stewart (UNC)

THREE STEP DROP

**Hobbies: Bowling and playing
video games**

Surprisingly good at: Playing the piano

Favorite movie: *All About the Benjamins*

Favorite TV show: *The Flash*

Favorite music: R&B and hip-hop

Favorite meal: Crab legs and shrimp

**If he could play another sport,
what position/team:
Shortstop, Detroit Tigers**

Originally selected by the Eagles in the 4th round (125th overall) of the 2018 NFL Draft, **Avonte Maddox** (pronounced uh-VON-tay) was one of the top defensive backs in the ACC during his time at the University of Pittsburgh. In 46 career games, Maddox produced 183 tackles (136 solo), 42 PDs, 8 INTs (including 2 TDs), 7.0 sacks, 3 FFs and 1 FR.

MOST INTERCEPTIONS

ACC PLAYERS (2015-17)

T. Washington (UL)	10
Greg Stroman (VT)	9
C. Tankersley (Clem)	9
Chucky Williams (UL)	9
Avonte Maddox (Pitt)	8
Lukas Denis (BC)	8
T. McFadden (FSU)	8

PITTSBURGH PANTHERS (2015-17)

Avonte Maddox	8
Dane Jackson	3
Terrish Webb	3
Jordan Whitehead	3
Saleem Brightwell	2
Matt Galambos	2
Ryan Lewis	2

COLLEGE HIGHLIGHTS

- One of the top defensive backs in the Atlantic Coast Conference (ACC) during his time at Pitt. In 46 career games, produced 183 tackles (136 solo), 42 PDs, 8 INTs (including 2 TDs), 7.0 sacks, 3 FFs and 1 FR
- From 2015-17, his 8 career INTs led the Panthers and tied for 5th in the ACC
- As a senior in 2017, posted a team-high 11 PDs and 2 INTs. Also ranked 2nd in the ACC with a team-leading 3 FFs and led all ACC defensive backs with a career-high 4.0 sacks
- Following his senior season, earned All-ACC honors from the league's coaches and *Associated Press*. Also named the Eastern College Athletic Conference (ECAC) Defensive Player of the Year



COLLEGE STATISTICS

			TACKLES					PASS DEFENSE					FUMBLES	
Year	Team	GP	Total	Solo	Asst	TFL	Sacks	Int	Yds	Lg	TD	PD	FF	FR
2014	Pittsburgh	13	32	26	6	0.0	0.0	0	0	0	0	3	0	0
2015	Pittsburgh	13	75	52	23	1.0	0.5	3	30	30	1	15	0	0
2016	Pittsburgh	10	49	38	11	8.5	2.5	3	33	33t	1	11	0	0
2017	Pittsburgh	10	27	20	7	4.0	4.0	2	3	3	0	13	3	1
Totals		46	183	136	47	13.5	7.0	8	66	33t	2	42	3	1

ADDITIONAL STATISTICS

Kickoff Returns: 19-437-1 (23.0 avg.) - 2017 (1-16-0); 2016 (1-20-0); 2015 (6-182-1); 2014 (11-219-0) **Kickoff Return TD:** 89 yards vs. YSU (9/5/15)

Punt Returns: 9-49-0 (5.4 avg.) - 2016 (1-1-0); 2015 (8-48-0) **Blocked PAT Attempt:** 12/28/15 at Navy **Rushing Totals:** 2-8 (4.0 avg.) in 2017



BIRDSEED

One of the top athletes in the state of Michigan, Maddox played only two years of football at Martin Luther King (Detroit) High School as a slot receiver, running back, defensive back and kick returner. He was also a standout in baseball and basketball.

Maddox is the son of Michael and Melanie Jackson and has two brothers and one sister. Maddox majored in communication at Pitt.



@2live_AM



@2live_am

COLLEGE HIGHLIGHTS (Continued)

- Led the Panthers with 3 INTs and 11 PDs (tied) for the second straight season as a junior in 2016. Closed out the Panthers' win over Marshall with a 33-yard INT-TD (10/1/16)
- Received Honorable Mention All-ACC recognition from the media after leading Pitt with 3 INTs and 15 PDs as a sophomore in 2015. Blocked an extra-point attempt in the Military Bowl (12/28/15). Had a career-high 4 PDs and 30-yard INT-TD vs. Louisville (11/21/15). Returned a kickoff 89 yards for a TD vs. Youngstown State (9/5/15)

TRANSACTIONS

2018

Drafted by PHI in 4th round (125th overall)

Signed 4-year contract



6-8 | 346 **Rookie**

DOB: March 31, 1997 (Age 21)



**Sydney,
Australia**



**07-18 (233rd overall)
by Philadelphia**

THREE STEP DROP

First job: McDonald's

Hobbies: Playing guitar

Desired talent: Swimming

**If he could play another sport:
Horse jockey**

**Player he models his game after:
Jason Peters**

Favorite athlete growing up: Usain Bolt

Moment left star struck: Getting drafted

**Favorite sports moment: Winning the
Rugby Grand Final when he was
14 years old**

**Favorite quote: "You think darkness is
your ally? I was born in it, molded by
it." - Bane, *The Dark Knight Rises***

**Favorite movies: *The Lord of
the Rings* trilogy and
Star Wars movies**

**Favorite TV show:
*The Walking Dead***

Favorite music: Everything



A former professional rugby player and an Australian native of Samoan heritage, **Jordan Mailata** (pronounced my-LOT-uh) was originally selected by Philadelphia in the 7th round (233rd overall) of the 2018 NFL Draft, despite having no prior football experience. In 2017, Mailata, who was a front rower for the National Rugby League's South Sydney Rabbitohs, entered the NFL's International Pathway program and also trained at IMG Academy in Florida.

The 6-8, 346 pound offensive tackle is currently the youngest player on the Eagles roster.

BIRDSEED

Mailata's size was no longer compatible for playing rugby, as he was asked to drop 50 pounds from his 310-pound playing weight. That goal quickly became unrealistic given his 10-percent body fat.

Mailata played rugby for the South Sydney Rabbitohs, a club owned by actor Russell Crowe.

Mailata, who was born Lafoga Jordan Mailata, is named after NBA legend Michael Jordan. His parents allowed his older sister to choose his middle name.

CAREER HIGHLIGHTS

- Originally selected by the Eagles as an offensive tackle in the 7th round (233rd overall) of the 2018 NFL Draft

BEFORE THE NFL

- Played professional rugby as a front rower for the South Sydney Rabbitohs of Australia's National Rugby League

TRANSACTIONS

- 2018** Drafted by PHI in 7th round (233rd overall)
Signed 4-year contract



5-10 | 200  **9th Year**

DOB: Jan. 6, 1987 (Age 31)

**Racine,
Wisconsin**

**William Horlick
High School**



Wisconsin
UDFA ('10) by
San Francisco
Acquired: FA-Sea-14



One of the top special teams players in the NFL, **Chris Maragos** joined the Eagles during the 2014 offseason and leads the team with 49 special teams tackles in that span. A two-time **Super Bowl** champion with Seattle in 2013 (XLVIII) and Philadelphia in 2017 (LII), Maragos has appeared in 99 career regular-season games after signing with the 49ers as an undrafted free agent in 2010.

SPECIAL TEAMS TACKLES

EAGLES PLAYERS SINCE 2014

Chris Maragos	49
Trey Burton	42
Najee Goode	34

BIRDSEED

Maragos took a long and arduous road to even reach the NFL. He made it despite not receiving any offers to play football coming out of high school or any sort of ranking on Rivals. He walked on at both Western Michigan and Wisconsin as a receiver and earned a scholarship offer for only his final season with the Badgers. Maragos joined the 49ers as a rookie free agent in 2010 with a signing bonus of \$4,000 but became a special teams standout during a 3-year tenure with the Seahawks.

THREE STEP DROP

Biggest pet peeve:
Sitting in traffic

If he could play another sport, what position/team: **Second baseman, Milwaukee Brewers**

Favorite quote:
From his father - "Whatever your mind can conceive and believe, it can achieve."

Favorite TV show: *Shark Tank*

Favorite family tradition:
Going to every Wisconsin home football game as a kid

Three favorite throwback jerseys:
Michael Jordan, Chicago Bulls;
Julius Erving, Philadelphia 76ers;
Magic Johnson, Los Angeles Lakers

CAREER HIGHLIGHTS

- Has recorded 84 special teams tackles in 99 career regular-season games, including an Eagles-high 49 tackles from 2014-17
- Was a force on the NFL's top-ranked special teams units in 2014, leading the Eagles with 14 special teams tackles, while forcing a fumble, blocking a punt and scoring his first career TD after a blocked punt. Voted a **Pro Bowl** second alternate





CAREER STATISTICS

Year	Team	GP/S	TACKLES					PASS DEFENSE						FUMBLES			DEF SNAPS	
			Total	Solo	Asst	TFL	Sacks	Int	Yds	Lg	TD	PD	QPH	FF	FR	Yds	No	Pct
2010	San Francisco	3/0	0	0	0	0	0.0	0	0	--	0	0	0	0	0	0	N/A	N/A
2011	Seattle	11/0	1	1	0	0	0.0	0	0	--	0	0	0	0	0	0	N/A	N/A
2012	Seattle	16/0	3	2	1	0	0.0	0	0	--	0	0	1	0	0	0	32	3%
2013	Seattle	16/0	3	3	0	1	0.0	0	0	--	0	0	0	0	0	0	51	5%
2014	Philadelphia	16/0	0	0	0	0	0.0	0	0	--	0	0	0	0	0	0	15	1%
2015	Philadelphia	15/2	18	10	8	0	0.0	0	0	--	0	1	0	0	0	0	305	25%
2016	Philadelphia	16/0	0	0	0	0	0.0	0	0	--	0	0	0	0	0	0	1	0%
2017	Philadelphia	6/1	9	6	3	1	0.0	0	0	--	0	0	0	0	0	0	69	7%
Totals		99/3	34	22	12	2	0.0	0	0	--	0	1	1	0	0	0	---	---

PLAYOFFS

2012	Seattle	2/0	0	0	0	0	0.0	0	0	--	0	0	0	0	0	0	0	0%
2013	Seattle	3/0	0	0	0	0	0.0	0	0	--	0	0	0	0	0	0	1	1%
2017	Philadelphia	0/0	PLACED ON INJURED RESERVE (KNEE) ON 10/19/17															
Totals		5/0	0	0	0	0	0.0	0	0	--	0	0	0	0	0	0	---	---

ADDITIONAL STATISTICS

Special Teams Tackles: 84 - 2017 (6); 2016 (13); 2015 (16); 2014 (14); 2013 (10); 2012 (9); 2011 (11); 2010 (5)

Postseason Special Teams Tackles: 3 - 2013 (2); 2012 (1) **Special Teams FF:** 12/28/14 at N.Y. Giants **Special Teams FR:** 9/8/13 at Carolina

Blocked Punt Return TD: 10/5/14 vs. St. Louis (10 yards)



CAREER HIGHLIGHTS (Continued)

2017 - PHILADELPHIA EAGLES (6/1, 0/0)

- Made his third career start at safety in a win vs. NYG (9/24/17) where he played every snap on defense and recorded a career-high 9 tackles

2016 - PHILADELPHIA EAGLES (16/0)

- Registered a team-high 13 special teams tackles, marking the second time he led the Eagles in that category since joining the team in 2014

2015 - PHILADELPHIA EAGLES (15/2)

- Blocked a punt by **Ryan Allen** at NE (12/6/15) that was returned for a TD by **Najee Goode**

CAREER HIGHS

Tackles	9	9/24/17 vs. NYG
Sacks	--	---
INTs	--	---
PDs	1	11/15/15 vs. Mia.

TOP TIER WEALTH MANAGEMENT

In March 2018, Maragos joined teammate Jordan Hicks and former teammate Trey Burton to launch **TopTier Wealth Management**, a wealth management firm that aides professional athletes with their financial planning. TopTier provides players and outside investors with financial and investment plans and will oversee retirement plans and second-career help. Maragos, Hicks and Burton are owners in the firm and will serve as player liaisons, helping mentor young players who need comprehensive advice.





2017 GAME-BY-GAME STATISTICS (PHI)

Date	Opp	GP/S	Tot	Solo	Sk	Int	PD	FF	FR	Snap	Pct
Sep 10	at Was	W	1/0	0	0	0.0	0	0	0	0	0%
Sep 17	at KC	L	1/0	0	0	0.0	0	0	0	0	0%
Sep 24	NYG	W	1/1	9	6	0.0	0	0	0	69	100%
Oct 1	at LAC	W	1/0	0	0	0.0	0	0	0	0	0%
Oct 8	Ari	W	1/0	0	0	0.0	0	0	0	0	0%
Oct 12	at Car	W	1/0	0	0	0.0	0	0	0	0	0%
PLACED ON INJURED RESERVE (KNEE) ON 10/19/17											
Totals			6/1	9	6	0.0	0	0	0	69	7%

2016 GAME-BY-GAME STATISTICS (PHI)

Date	Opp	GP/S	Tot	Solo	Sk	Int	PD	FF	FR	Snap	Pct
Sep 11	Cle	W	1/0	0	0	0.0	0	0	0	1	2%
Sep 19	at Chi	W	1/0	0	0	0.0	0	0	0	0	0%
Sep 25	Pit	W	1/0	0	0	0.0	0	0	0	0	0%
Oct 9	at Det	L	1/0	0	0	0.0	0	0	0	0	0%
Oct 16	at Was	L	1/0	0	0	0.0	0	0	0	0	0%
Oct 23	Min	W	1/0	0	0	0.0	0	0	0	0	0%
Oct 30	at Dal	L	1/0	0	0	0.0	0	0	0	0	0%
Nov 6	at NYG	L	1/0	0	0	0.0	0	0	0	0	0%
Nov 13	Atl	W	1/0	0	0	0.0	0	0	0	0	0%
Nov 20	at Sea	L	1/0	0	0	0.0	0	0	0	0	0%
Nov 28	GB	L	1/0	0	0	0.0	0	0	0	0	0%
Dec 4	at Cin	L	1/0	0	0	0.0	0	0	0	0	0%
Dec 11	Was	L	1/0	0	0	0.0	0	0	0	0	0%
Dec 18	at Bal	L	1/0	0	0	0.0	0	0	0	0	0%
Dec 22	NYG	W	1/0	0	0	0.0	0	0	0	0	0%
Jan 1	Dal	W	1/0	0	0	0.0	0	0	0	0	0%
Totals			16/0	0	0	0.0	0	0	0	1	0%

CAREER HIGHLIGHTS (Continued)

2014 - PHILADELPHIA EAGLES (16/0)

- Voted a **Pro Bowl** second alternate
- Forced a fumble by Giants WR **Preston Parker** on the kickoff team at NYG (12/28/14)
- Deflected a **Steve Weatherford** punt vs. NYG (10/12/14)
- Scooped up a **Johnny Hekker** punt (blocked by Eagles TE **James Casey**) and returned it 10 yards for his first career NFL touchdown vs. StL (10/5/14)

2013 - SEATTLE SEAHAWKS (16/0, 3/0)

- Served as a key special teams contributor on a Seahawks team that captured **Super Bowl XLVIII**. Tallied 10 special teams tackles in the regular season (2 in the playoffs)



THE SOCIAL NETWORK

Maragos used an unlikely source to get his shot at Wisconsin: Facebook. "I was a walk-on receiver at Western Michigan, but it was always a dream of mine to play at Wisconsin. My brother was the mascot there and he knew some guys on the team. So, I decided to give it a shot."

Maragos looked up Wisconsin's starting WR Luke Swan on Facebook and sent him a message. "I told him my brother was Bucky Badger and I wanted a shot to play at Wisconsin. He responded and got my film in front of the coaches. Next thing I knew they were asking me to walk on. It was amazing."

BIRDSEED

Maragos and his wife, Serah, have two sons, Micah and Mason, and a daughter, Cambria. The family resides in Philadelphia and Naples, FL. Maragos is the son of Nick and Cindy Maragos. His father, Nick, played safety at Northern Iowa, and his brother, Troy, served as Bucky Badger, the Wisconsin mascot. Troy is currently a pastor in Naples, FL.

Maragos earned many awards during his tenure at Wisconsin: UW Tom Wiesner Award (best Wisconsin-born student athlete), UW 2009 male student-athlete of the year, and AFCA Good Works team. Maragos earned his bachelor's degree in life sciences and communication at Wisconsin.

Maragos was a three-year starter, two-time captain and team MVP at William Horlick (WI) HS, where he earned all-state, all-southeast conference, all-district and all-county accolades as a wide receiver. He was also named Wisconsin's Gatorade Player of the Year in 2004.

Maragos was a 12-time all-conference recipient between football and track at William Horlick, and he also earned letters in both baseball and basketball.



@ChrisMaragos



@chrismaragos42



2015 GAME-BY-GAME STATISTICS (PHI)

Date	Opp	GP/S	Tot	Solo	Sk	Int	PD	FF	FR	Snap	Pct
Sep 14	at Atl	L	1/0	5	2	0.0	0	0	0	36	47%
Sep 20	Dal	L	1/0	0	0	0.0	0	0	0	43	51%
Sep 27	at NYJ	W	1/1	0	0	0.0	0	0	0	12	15%
Oct 4	at Was	L	0/0	INACTIVE (QUAD)							
Oct 11	NO	W	1/1	1	1	0.0	0	0	0	43	62%
Oct 19	NYG	W	1/0	0	0	0.0	0	0	0	48	71%
Oct 25	at Car	L	1/0	5	0	0.0	0	0	0	30	49%
Nov 8	at Dal	W	1/0	4	4	0.0	0	0	0	43	55%
Nov 15	Mia	L	1/0	1	1	0.0	0	1	0	33	49%
Nov 22	TB	L	1/0	0	0	0.0	0	0	0	0	0%
Nov 26	at Det	L	1/0	0	0	0.0	0	0	0	0	0%
Dec 6	at NE	W	1/0	0	0	0.0	0	0	0	0	0%
Dec 13	Buf	W	1/0	0	0	0.0	0	0	0	0	0%
Dec 20	Ari	L	1/0	0	0	0.0	0	0	0	11	14%
Dec 26	Was	L	1/0	0	0	0.0	0	0	0	2	3%
Jan 3	at NYG	W	1/0	2	2	0.0	0	0	0	4	5%
Totals			15/2	18	10	0.0	0	1	0	305	25%

2014 GAME-BY-GAME STATISTICS (PHI)

Date	Opp	GP/S	Tot	Solo	Sk	Int	PD	FF	FR	Snap	Pct
Sep 7	Jax	W	1/0	0	0	0.0	0	0	0	0	0%
Sep 15	at Ind	W	1/0	0	0	0.0	0	0	0	0	0%
Sep 21	Was	W	1/0	0	0	0.0	0	0	0	0	0%
Sep 28	at SF	L	1/0	0	0	0.0	0	0	0	0	0%
Oct 5	StL	W	1/0	0	0	0.0	0	0	0	0	0%
Oct 12	NYG	W	1/0	0	0	0.0	0	0	0	0	0%
Oct 26	at Ari	L	1/0	0	0	0.0	0	0	0	0	0%
Nov 2	at Hou	W	1/0	0	0	0.0	0	0	0	0	0%
Nov 10	Car	W	1/0	0	0	0.0	0	0	0	9	11%
Nov 16	at GB	L	1/0	0	0	0.0	0	0	0	0	0%
Nov 23	Ten	W	1/0	0	0	0.0	0	0	0	6	9%
Nov 27	at Dal	W	1/0	0	0	0.0	0	0	0	0	0%
Dec 7	Sea	L	1/0	0	0	0.0	0	0	0	0	0%
Dec 14	Dal	L	1/0	0	0	0.0	0	0	0	0	0%
Dec 20	at Was	L	1/0	0	0	0.0	0	0	0	0	0%
Dec 28	at NYG	W	1/0	0	0	0.0	0	0	0	0	0%
Totals			16/0	0	0	0.0	0	0	0	15	1%

CAREER HIGHLIGHTS (Continued)

2012 - SEATTLE SEAHAWKS (16/0, 2/0)

- Finished 3rd on the team with 9 special teams tackles

2011 - SEATTLE SEAHAWKS (11/0)

- Recorded 11 special teams tackles after signing to the Seahawks active roster on 10/22/11

2010 - SAN FRANCISCO 49ERS (3/0)

- After going undrafted, earned a spot on the 49ers 53-man roster and registered 5 special teams tackles as a rookie

COLLEGE HIGHLIGHTS

- In two seasons at Wisconsin, saw action in all 26 games (19 starts) and recorded 94 tackles, 5 INTs, 1.0 sack and 7 PDs
- As a senior team captain in 2009, was an All-Big Ten honorable mention and a Midseason All-Big Ten third-team selection. Led the team with 4 INTs, and tied for 2nd with 6 PDs, while notching a sack and 49 tackles
- Played in all 13 games (six starts) as a junior in 2008, totaling 45 tackles, 1 INT and 1 FF
- As a redshirt freshman at Western Michigan in 2006, competed in 13 games (six starts) as a walk-on receiver



TRANSACTIONS

2010

9/3/10

Signed by SF as undrafted free agent

Waived by SF

9/5/10

Signed by SF to practice squad

10/18/10

Signed by SF from practice squad to active roster

10/28/10

Waived by SF

10/29/10

Signed by SF to practice squad

11/30/10

Signed by SF from practice squad to active roster

9/3/11

Waived by SF

9/22/11

Signed by SEA to practice squad

10/22/11

Signed by SEA from practice squad to active roster

4/11/13

Signed by SEA to 1-year contract

3/12/14

Signed by PHI to 3-year contract

11/17/16

Signed by PHI to 3-year contract extension

10/19/17

Placed on Injured Reserve (knee)

7/26/18

Placed on Active/PUP List (knee)

9/1/18

Placed on Reserve/PUP List (knee)



2013 GAME-BY-GAME STATISTICS (SEA)

Date	Opp	GP/S	Tot	Solo	Sk	Int	PD	FF	FR	Snaps	Pct
Sep 8	at Car	W	1/0	0	0	0.0	0	0	0	1	2%
Sep 15	SF	W	1/0	0	0	0.0	0	0	0	0	0%
Sep 22	Jax	W	1/0	0	0	0.0	0	0	0	8	12%
Sep 29	at Hou	W	1/0	0	0	0.0	0	0	0	0	0%
Oct 6	at Ind	L	1/0	0	0	0.0	0	0	0	0	0%
Oct 13	Ten	W	1/0	1	1	0.0	0	0	0	0	0%
Oct 17	at Ari	W	1/0	0	0	0.0	0	0	0	6	8%
Oct 28	at StL	W	1/0	0	0	0.0	0	0	0	0	0%
Nov 3	TB	W	1/0	0	0	0.0	0	0	0	0	0%
Nov 10	at Atl	W	1/0	0	0	0.0	0	0	0	10	17%
Nov 17	Min	W	1/0	1	1	0.0	0	0	0	15	20%
Dec 2	NO	W	1/0	0	0	0.0	0	0	0	3	5%
Dec 8	at SF	L	1/0	0	0	0.0	0	0	0	2	3%
Dec 15	at NYG	W	1/0	1	1	0.0	0	0	0	6	11%
Dec 22	Ari	L	1/0	0	0	0.0	0	0	0	0	0%
Dec 29	StL	W	1/0	0	0	0.0	0	0	0	0	0%
Totals		16/0	3	3	0.0	0	0	0	0	51	5%

PLAYOFFS

Jan 11	NO	W	1/0	0	0	0.0	0	0	0	1	1%
Jan 19	SF	W	1/0	0	0	0.0	0	0	0	0	0%
Feb 2	at Den	W	1/0	0	0	0.0	0	0	0	0	0%
Totals		3/0	0	0	0.0	0	0	0	0	1	1%

2012 GAME-BY-GAME STATISTICS (SEA)

Date	Opp	GP/S	Tot	Solo	Sk	Int	PD	FF	FR	Snaps	Pct
Sep 9	at Ari	L	1/0	0	0	0.0	0	0	0	0	0%
Sep 16	Dal	W	1/0	0	0	0.0	0	0	0	2	4%
Sep 24	GB	W	1/0	0	0	0.0	0	0	0	0	0%
Sep 30	at StL	L	1/0	0	0	0.0	0	0	0	0	0%
Oct 7	at Car	W	1/0	0	0	0.0	0	0	0	0	0%
Oct 14	NE	W	1/0	0	0	0.0	0	0	0	0	0%
Oct 18	at SF	L	1/0	0	0	0.0	0	0	0	0	0%
Oct 28	at Det	L	1/0	0	0	0.0	0	0	0	0	0%
Nov 4	Min	W	1/0	0	0	0.0	0	0	0	0	0%
Nov 11	NYJ	W	1/0	0	0	0.0	0	0	0	1	2%
Nov 25	at Mia	L	1/0	0	0	0.0	0	0	0	0	0%
Dec 2	at Chi	W	1/0	0	0	0.0	0	0	0	0	0%
Dec 9	Ari	W	1/0	0	0	0.0	0	0	0	0	0%
Dec 16	at Buf	W	1/0	3	2	0.0	0	0	0	16	24%
Dec 23	SF	W	1/0	0	0	0.0	0	0	0	13	23%
Dec 30	StL	W	1/0	0	0	0.0	0	0	0	0	0%
Totals		16/0	3	2	0.0	0	0	0	0	32	3%

PLAYOFFS

Jan 6	at Was	W	1/0	0	0	0.0	0	0	0	0	0%
Jan 13	at Atl	L	1/0	0	0	0.0	0	0	0	0	0%
Totals		2/0	0	0	0.0	0	0	0	0	0	0%

2011 GAME-BY-GAME STATISTICS (SEA)

Date	Opp	GP/S	Tot	Solo	Sk	Int	PD	FF	FR	Snaps	Pct
SIGNED TO SEAHAWKS ACTIVE ROSTER ON 10/22/11											
Oct 23	at Cle	L	1/0	0	0	0.0	0	0	0	N/A	N/A
Oct 30	Cin	L	1/0	0	0	0.0	0	0	0	N/A	N/A
Nov 6	at Dal	L	1/0	0	0	0.0	0	0	0	N/A	N/A
Nov 13	Bal	W	1/0	1	1	0.0	0	0	0	N/A	N/A
Nov 20	at StL	W	1/0	0	0	0.0	0	0	0	N/A	N/A
Nov 27	Was	L	1/0	0	0	0.0	0	0	0	N/A	N/A
Dec 1	Phi	W	1/0	0	0	0.0	0	0	0	N/A	N/A
Dec 12	StL	W	1/0	0	0	0.0	0	0	0	N/A	N/A
Dec 18	at Chi	W	1/0	0	0	0.0	0	0	0	N/A	N/A
Dec 24	SF	L	1/0	0	0	0.0	0	0	0	N/A	N/A
Jan 1	Ari	L	1/0	0	0	0.0	0	0	0	N/A	N/A
Totals		11/0	1	1	0.0	0	0	0	0	N/A	N/A

2010 GAME-BY-GAME STATISTICS (SF)

Date	Opp	GP/S	Tot	Solo	Sk	Int	PD	FF	FR	Snaps	Pct
SIGNED TO 49ERS ACTIVE ROSTER ON 10/18/10											
Oct 24	at Car	L	0/0								
RELEASED ON 10/27/10 & RE-SIGNED ON 11/30/10											
Dec 5	at GB	L	1/0	0	0	0.0	0	0	0	N/A	N/A
Dec 12	Sea	W	1/0	0	0	0.0	0	0	0	N/A	N/A
Dec 16	at SD	L	0/0	0	0	0.0	0	0	0	N/A	N/A
Dec 26	at StL	L	0/0	0	0	0.0	0	0	0	N/A	N/A
Jan 2	Ari	W	1/0	0	0	0.0	0	0	0	N/A	N/A
Totals		3/0	0	0	0.0	0	0	0	0	N/A	N/A



5-10 | 195  **7th Year**

DOB: June 23, 1990 (Age 28)

**Hyattsville,
Maryland**



**DeMatha Catholic
High School**



Virginia

**UDFA ('12) by St. Louis
Acquired: FA-LAR-16**



2017

One of the hardest-hitting safeties in the NFL, **Rodney McLeod** was signed by the Eagles during the 2016 offseason and has posted a career-high 3 INTs in each of the last two seasons. Originally signed by the Rams as an undrafted free agent in 2012, McLeod is one of just three NFL players with 11+ INTs and 9+ FFs since 2013.

MOST TACKLES

EAGLES PLAYERS IN 2017

Malcolm Jenkins	119
Jalen Mills	86
Nigel Bradham	85
Rodney McLeod	78
Mychal Kendricks	72

MOST INTERCEPTIONS

EAGLES PLAYERS IN 2017

Patrick Robinson	4
Rodney McLeod	3
Ronald Darby	3
Jalen Mills	3

THREE STEP DROP

Hobbies: Puzzles and video games

Bucket list: Ride in a helicopter, skydive and travel to Paris

If he could be any superhero:
Batman

Favorite movies: *Any Given Sunday, The Dark Knight, Friday*

Favorite musicians: *Drake, Fabolous, Future*

Best player he has faced:
Packers QB Aaron Rodgers

Player he models his game after:
Seahawks S Earl Thomas

Favorite athletes growing up:
Kobe Bryant, Deion Sanders

Favorite athletes now:
Steph Curry, LeBron James

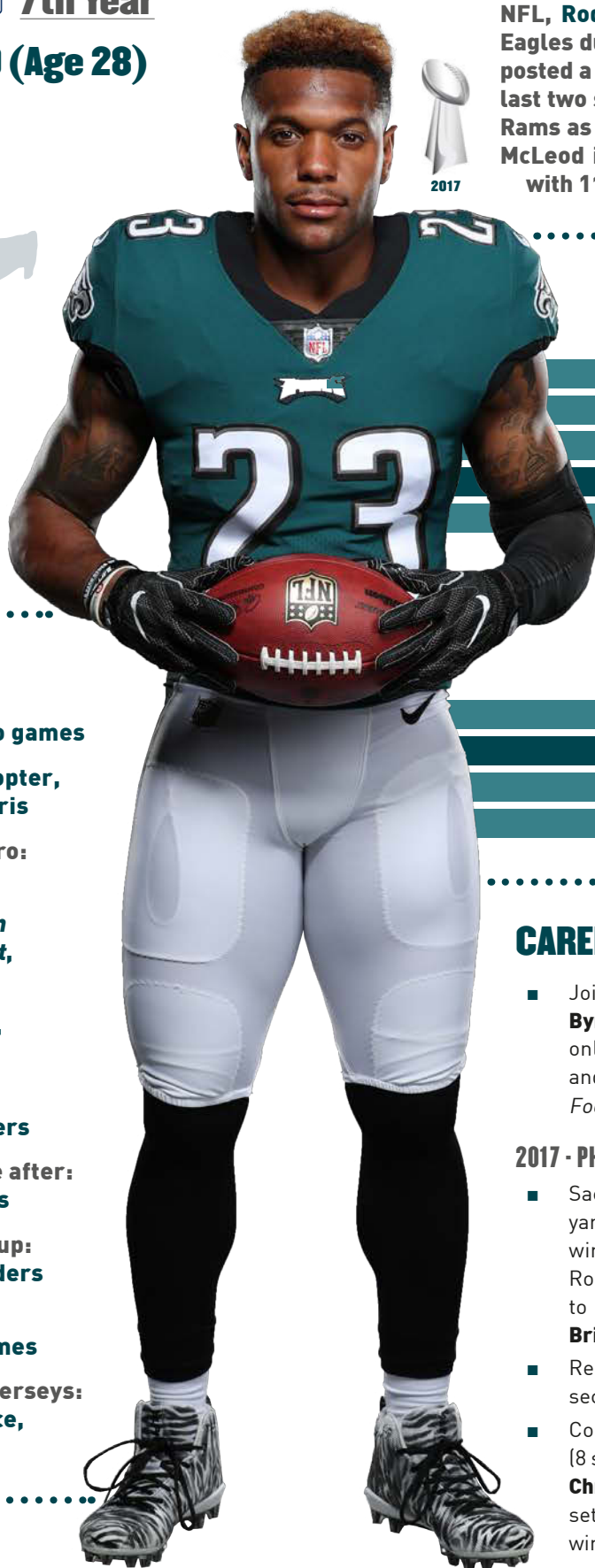
Three favorite throwback jerseys:
Walter Payton, Jerry Rice, Deion Sanders

CAREER HIGHLIGHTS

- Joins **Mike Adams** (15 INTs, 9 FFs) and **Byron Maxwell** (11 INTs, 10 FFs) as the only NFL players to produce 11+ INTs and 9+ FFs since 2013 (according to *Pro Football Reference*)

2017 - PHILADELPHIA EAGLES (14/14, 3/3)

- Sacked Falcons QB **Matt Ryan** for a 10-yard loss in the third quarter of the 15-10 win vs. Atl. (1/13/18) in the Divisional Round. Became the first Eagles safety to record a sack in a playoff game since **Brian Dawkins** on 1/4/09 at Minnesota
- Registered a career-high 3 INTs for the second consecutive season
- Combined for a season-high 13 tackles (8 solo) and recovered a fumble forced by **Chris Long**, which he returned 9 yards to set up a 33-yard **Jake Elliott** FG in 43-35 win at LAR (12/10/17)





CAREER STATISTICS

Year	Team	GP/S	TACKLES					PASS DEFENSE						FUMBLES			DEF SNAPS	
			Total	Solo	Asst	TFL	Sacks	Int	Yds	Lg	TD	PD	QPH	FF	FR	Yds	No	Pct
2012	St. Louis	16/0	0	0	0	0	0.0	0	0	--	0	0	0	0	0	0	4	1%
2013	St. Louis	16/16	87	68	19	2	0.0	2	2	2	0	6	0	2	2	7	1060	99%
2014	St. Louis	16/16	96	64	32	3	0.0	2	1	1	0	5	0	2	2	9	1025	99%
2015	St. Louis	16/16	106	73	33	2	0.0	1	4	4	0	5	0	3	1	20	1153	99%
2016	Philadelphia	16/16	117	78	39	3	1.0	3	5	5	0	10	1	1	0	0	1014	99%
2017	Philadelphia	14/14	78	52	26	2	0.0	3	54	50	0	11	2	1	1	0	846	82%
Totals		94/78	484	335	149	12	1.0	11	66	50	0	36	3	9	6	36	---	---

PLAYOFFS

2017	Philadelphia	3/3	18	16	2	1	1.0	0	0	--	0	3	1	0	0	0	206	100%
Totals		3/3	18	16	2	1	1.0	0	0	--	0	3	1	0	0	0	---	---

ADDITIONAL STATISTICS

Fumble Recovery TD: 20 yards on 10/25/15 vs. Cleveland **Special Teams Tackles:** 29 - 2017 (4); 2016 (5); 2014 (1); 2013 (3); 2012 (16)



CAREER HIGHLIGHTS (Continued)

- Picked off Cowboys QB **Dak Prescott** in the first quarter of the 37-9 win at Dal. (11/19/17). Became the first Eagle to post an INT in 3+ straight games since **Malcolm Jenkins** from 9/15/14-9/28/14 (also 3)
- Intercepted Broncos QB **Brock Osweiler** in the third quarter and returned it a career-long 50 yards to set up an Eagles TD drive in the 51-23 win vs. Den. (11/51/7)
- Recorded his first INT of the season when he picked off 49ers QB **C.J. Beathard** in the second quarter of the 33-10 win vs. SF (10/29/17)
- Totaled a career-high 3 PDs along with 6 tackles (4 solo) in the 28-23 win at Car. (10/12/17)
- Forced a goal-line fumble (**J.J. Nelson**) on the Cardinals' final possession in the 34-7 win vs. Ari. (10/8/17)

CAREER HIGHS

Tackles	17	10/16/16 at Was.
Sacks	1.0	2x, last: 1/13/18 vs. Atl. (Div.)
INTs	1	11x, last: 11/19/17 at Dal.
PDs	3	10/12/17 at Car.
FFs	1	9x, last: 10/8/17 vs. Ari.
FRs	1	6x, last: 12/10/17 at LAR

HOMETOWN FOOTBALL CAMP

McLeod hosts an annual football camp at his high school alma mater, DeMatha Catholic, in Hyattsville, MD. The free camp focuses on improving football fundamentals for kids between the ages of 9-14. The camp features motivational speakers who guide campers through a variety of topics, including perseverance, dedication to academics and healthy living.

BIRDSEED

McLeod is the son of Kimberly Holloman and Rodney McLeod. He has five siblings and an English bulldog named Caesar.

McLeod owns a bachelor's degree in sociology.

HIGH SCHOOL STANDOUT

McLeod played defensive back, wide receiver and kick returner in high school at DeMatha Catholic, where he earned all-state and all-conference honors as a senior defensive back in 2007 after intercepting 3 passes. McLeod also hauled in 24 receptions for 52 yards (21.7 avg.) and 8 TDs while returning 3 kickoffs for scores.

As a junior in 2006, McLeod helped lead DeMatha to its fourth-straight conference title, recording 2 INTs and earning all-conference recognition. On offense, McLeod snagged 20 passes for 400 yards (20.0 avg.) and 7 TDs.

McLeod was a member of DeMatha's 400-meter relay team.



@Rodney_McLeod4



@rodmcLeod4



2017 GAME-BY-GAME STATISTICS (PHI)

Date	Opp	GP/S	Tot	Solo	Sk	Int	PD	FF	FR	Snap	Pct
Sep 10	at Was	W	1/1	4	2	0.0	0	0	0	63	100%
Sep 17	at KC	L	1/1	2	2	0.0	0	0	0	12	23%
Sep 24	NYG	W	0/0	INACTIVE (HAMSTRING)							
Oct 1	at LAC	W	1/1	2	1	0.0	0	1	0	57	100%
Oct 8	Ari	W	1/1	4	3	0.0	0	1	1	60	100%
Oct 12	at Car	W	1/1	6	4	0.0	0	3	0	81	99%
Oct 23	Was	W	1/1	5	3	0.0	0	2	0	64	100%
Oct 29	SF	W	1/1	5	4	0.0	1	1	0	66	100%
Nov 5	Den	W	1/1	5	2	0.0	1	1	0	63	98%
Nov 19	at Dal	W	1/1	7	5	0.0	1	1	0	60	95%
Nov 26	Chi	W	1/1	1	1	0.0	0	0	0	55	100%
Dec 3	at Sea	L	1/1	7	5	0.0	0	0	0	60	97%
Dec 10	at LAR	W	1/1	7	7	0.0	0	0	1	48	100%
Dec 17	at NYG	W	1/1	13	8	0.0	0	1	0	88	100%
Dec 25	Oak	W	1/1	10	5	0.0	0	0	0	69	100%
Dec 31	Dal	L	0/0	INACTIVE							
Totals			14/14	78	52	0.0	3	11	1	846	82%
PLAYOFFS											
Jan 13	Atl	W	1/1	8	8	1.0	0	1	0	63	100%
Jan 21	Min	W	1/1	4	3	0.0	0	1	0	67	100%
Feb 4	at NE	W	1/1	6	5	0.0	0	1	0	76	100%
Totals			3/3	18	16	1.0	0	3	0	206	100%

2016 GAME-BY-GAME STATISTICS (PHI)

Date	Opp	GP/S	Tot	Solo	Sk	Int	PD	FF	FR	Snap	Pct
Sep 11	Cle	W	1/1	3	3	0.0	1	0	0	50	96%
Sep 19	at Chi	W	1/1	4	4	0.0	0	0	0	50	96%
Sep 25	Pit	W	1/1	7	6	0.0	1	2	0	60	100%
Oct 9	at Det	L	1/1	13	9	0.0	0	0	0	61	100%
Oct 16	at Was	L	1/1	17	12	0.0	0	1	0	73	99%
Oct 23	Min	W	1/1	11	5	1.0	1	1	1	75	99%
Oct 30	at Dal	L	1/1	7	5	0.0	0	0	0	78	100%
Nov 6	at NYG	L	1/1	3	2	0.0	0	2	0	64	100%
Nov 13	Atl	W	1/1	6	3	0.0	0	1	0	50	100%
Nov 20	at Sea	L	1/1	7	3	0.0	0	2	0	67	100%
Nov 28	GB	L	1/1	9	4	0.0	0	0	0	71	100%
Dec 4	at Cin	L	1/1	9	6	0.0	0	0	0	64	100%
Dec 11	Was	L	1/1	7	5	0.0	0	0	0	48	100%
Dec 18	at Bal	L	1/1	7	6	0.0	0	0	0	58	100%
Dec 22	NYG	W	1/1	3	2	0.0	0	0	0	89	100%
Jan 1	Dal	W	1/1	4	3	0.0	0	1	0	56	100%
Totals			16/16	117	78	1.0	3	10	1	1014	99%

CAREER HIGHLIGHTS (Continued)

2016 - PHILADELPHIA EAGLES (16/16)

- Led the team with a career-high 117 tackles. Also added career highs with 3 INTs and 10 PDs
- Made a game-changing INT in the first quarter when he picked off Vikings QB **Sam Bradford** in the end zone in the win vs. Min. (10/23/16). Also recorded a strip-sack of Bradford, which was the first QB takedown of his career
- Set a new single-game career high when he collected 17 tackles (12 solo) at Was. (10/16/16)
- Intercepted Browns QB **Robert Griffin III** in his Eagles debut vs. Cle. (9/11/16)

2015 - ST. LOUIS RAMS (16/16)

- Posted his first-career 100+ tackle campaign (106). Also recorded a career-high 3 FFs and a fumble recovery TD, while adding 5 PDs and 1 INT
- Totaled 12 tackles (6 solo) at Bal. (11/22/15). Forced a fumble in the first quarter when he stripped Ravens WR **Jeremy Butler** on third down and picked off QB **Joe Flacco** in the second quarter
- Scored the first TD of his career when he picked up a loose ball vs. Cle. (10/25/15) and returned it 20 yards for a score

2014 - ST. LOUIS RAMS (16/16)

- Registered 5 PDs, 2 INTs, 2 FFs and 2 FRs
- Picked off Redskins QB **Colt McCoy** in the first quarter of a 24-0 win at Was. (12/7/14) and forced a fumble of RB **Silas Redd** in the fourth quarter





2015 GAME-BY-GAME STATISTICS (STL)

Date	Opp	GP/S	Tot	Solo	Sk	Int	PD	FF	FR	Snap	Pct
Sep 13	Sea	W	1/1	9	6	0.0	0	0	0	81	100%
Sep 20	at Was	L	1/1	6	5	0.0	0	0	0	72	100%
Sep 27	Pit	L	1/1	8	5	0.0	0	0	0	62	98%
Oct 4	at Ari	W	1/1	5	4	0.0	0	1	0	73	99%
Oct 11	at GB	L	1/1	4	3	0.0	0	0	0	62	100%
Oct 25	Cle	W	1/1	5	2	0.0	0	0	1	75	100%
Nov 1	SF	W	1/1	2	0	0.0	0	0	0	67	100%
Nov 8	at Min	L	1/1	8	8	0.0	0	0	0	72	100%
Nov 15	Chi	L	1/1	6	5	0.0	0	1	0	64	99%
Nov 22	at Bal	L	1/1	12	6	0.0	1	0	1	77	100%
Nov 29	at Cin	L	1/1	5	4	0.0	0	1	0	58	98%
Dec 6	Ari	L	1/1	9	6	0.0	0	0	0	84	100%
Dec 13	Det	W	1/1	3	2	0.0	0	0	0	71	100%
Dec 17	TB	W	1/1	15	10	0.0	0	1	0	81	100%
Dec 27	at Sea	W	1/1	2	2	0.0	0	2	0	73	100%
Jan 3	at SF	L	1/1	7	5	0.0	0	1	0	81	100%
Totals			16/16	106	73	0.0	1	5	3	1153	99%

2014 GAME-BY-GAME STATISTICS (STL)

Date	Opp	GP/S	Tot	Solo	Sk	Int	PD	FF	FR	Snap	Pct
Sep 7	Min	L	1/1	9	6	0.0	0	0	0	59	100%
Sep 14	at TB	W	1/1	5	5	0.0	1	0	0	57	100%
Sep 21	Dal	L	1/1	7	4	0.0	0	1	0	55	98%
Oct 5	at Phi	L	1/1	7	5	0.0	0	1	0	73	100%
Oct 13	SF	L	1/1	6	6	0.0	0	0	1	63	94%
Oct 19	Sea	W	1/1	6	3	0.0	0	0	0	71	100%
Oct 26	at KC	L	1/1	6	2	0.0	0	0	0	49	74%
Nov 2	at SF	W	1/1	8	6	0.0	0	0	0	65	97%
Nov 9	at Ari	L	1/1	8	5	0.0	0	0	0	66	100%
Nov 16	Den	W	1/1	3	2	0.0	0	2	0	69	100%
Nov 23	at SD	L	1/1	7	5	0.0	0	0	1	63	100%
Nov 30	Oak	W	1/1	2	1	0.0	0	0	1	78	100%
Dec 7	at Was	W	1/1	3	3	0.0	1	0	1	56	100%
Dec 11	Ari	L	1/1	9	5	0.0	0	1	0	68	100%
Dec 21	NYG	L	1/1	3	2	0.0	0	0	0	71	100%
Dec 28	at Sea	L	1/1	7	4	0.0	0	0	0	62	100%
Totals			16/16	96	64	0.0	2	5	2	1025	99%

CAREER HIGHLIGHTS (Continued)

2013 - ST. LOUIS RAMS (16/16)

- Voted a special teams captain by his teammates and earned the starting job at free safety
- Notched the first INT of his career when he picked off Titans QB **Jake Locker** late in the fourth quarter vs. Ten. (11/3/13)
- Forced a fumble on a third-quarter kickoff return at Hou. (10/13/13) that was recovered and returned for a TD by Rams LB **Darren Bates**

2012 - ST. LOUIS RAMS (16/0)

- Made the opening-day roster after being undrafted out of Virginia and went on to play in all 16 games as a rookie. Saw most of his action on special teams, where he produced a career-high and team-leading 16 tackles
- Caught a 21-yard pass from Rams P **Johnny Hekker** on a fake punt in the second quarter at SF (11/11/12)

COLLEGE HIGHLIGHTS

- Appeared in 43 games (31 starts) in his four-year career at Virginia and totaled 190 tackles (116 solo), including 10 TFL, 11 PDs, 6 INTs, 3 FFs and 1 FR
- Earned honorable mention All-ACC honors as a senior in 2011 after starting all 13 games and setting career highs with 7 PDs and 4 INTs. Tied a single-game school record with 3 INTs in a win at Maryland (11/5/11)
- Earned a starting job as a sophomore in 2009, opening all 11 games that he played while finishing 4th on the defense with a career-high 62 tackles (42 solo), 2 PDs, 2 FF and 1 FR



TRANSACTIONS

2012
4/20/15
3/9/16

Signed by StL as undrafted free agent
Re-signed by StL
Agreed to terms with PHI on 5-year contract



2013 GAME-BY-GAME STATISTICS (STL)

Date	Opp		GP/S	Tot	Solo	Sk	Int	PD	FF	FR	Snap	Pct
Sep 8	Ari	W	1/1	5	4	0.0	0	1	0	0	71	100%
Sep 15	at Atl	L	1/1	7	6	0.0	0	0	0	0	64	100%
Sep 22	at Dal	L	1/1	7	5	0.0	0	1	0	0	62	100%
Sep 26	SF	L	1/1	4	3	0.0	0	0	0	1	69	100%
Oct 6	Jax	W	1/1	3	3	0.0	0	1	0	0	60	100%
Oct 13	at Hou	W	1/1	6	4	0.0	0	0	0	0	76	100%
Oct 20	at Car	L	1/1	5	2	0.0	0	0	0	0	59	100%
Oct 28	Sea	L	1/1	3	2	0.0	0	0	0	0	44	100%
Nov 3	Ten	L	1/1	7	7	0.0	1	0	0	0	62	100%
Nov 10	at Ind	W	1/1	2	2	0.0	0	1	0	0	73	99%
Nov 24	Chi	W	1/1	8	7	0.0	1	1	0	0	76	96%
Dec 1	at SF	L	1/1	4	3	0.0	0	0	0	1	67	100%
Dec 8	at Ari	L	1/1	5	5	0.0	0	0	1	0	68	100%
Dec 15	NO	W	1/1	8	7	0.0	0	0	0	0	85	99%
Dec 22	TB	W	1/1	4	4	0.0	0	0	0	0	59	100%
Dec 29	at Sea	L	1/1	9	4	0.0	0	1	0	0	65	100%
Totals			16/16	87	68	0.0	2	6	1	2	1060	99%

2012 GAME-BY-GAME STATISTICS (STL)

Date	Opp		GP/S	Tot	Solo	Sk	Int	PD	FF	FR	Snaps	Pct
Sep 9	at Det	L	1/0	0	0	0.0	0	0	0	0	0	0%
Sep 16	Was	W	1/0	0	0	0.0	0	0	0	0	0	0%
Sep 23	at Chi	L	1/0	0	0	0.0	0	0	0	0	0	0%
Sep 30	Sea	W	1/0	0	0	0.0	0	0	0	0	0	0%
Oct 4	Ari	W	1/0	0	0	0.0	0	0	0	0	0	0%
Oct 14	at Mia	L	1/0	0	0	0.0	0	0	0	0	0	0%
Oct 21	GB	L	1/0	0	0	0.0	0	0	0	0	0	0%
Oct 28	NE	L	1/0	0	0	0.0	0	0	0	0	0	0%
Nov 11	at SF	T	1/0	0	0	0.0	0	0	0	0	0	0%
Nov 18	NYJ	L	1/0	0	0	0.0	0	0	0	0	3	5%
Nov 25	at Ari	W	1/0	0	0	0.0	0	0	0	0	0	0%
Dec 2	SF	W	1/0	0	0	0.0	0	0	0	0	0	0%
Dec 9	at Buf	W	1/0	0	0	0.0	0	0	0	0	1	2%
Dec 16	Min	L	1/0	0	0	0.0	0	0	0	0	0	0%
Dec 23	at TB	W	1/0	0	0	0.0	0	0	0	0	0	0%
Dec 30	at Sea	L	1/0	0	0	0.0	0	0	0	0	0	0%
Totals			16/0	0	0	0.0	0	0	0	0	4	1%



6-0 | 191  **3rd Year**

DOB: April 6, 1994 (Age 24)



LSU

Louisiana State
D7a-16 (233rd overall)
by Philadelphia



Originally selected by the Eagles in the 7th round (233rd overall) of the 2016 NFL Draft, **Jalen Mills** earned a starting role on Philadelphia's defense in 2017, when he tied for the team lead with 22 PDs, ranked 2nd with 86 total tackles and tied for 2nd with 3 INTs (including 1 TD). Mills was a four-year starter at LSU, where he earned All-America honors in 2015.

PASSES DEFENSED

EAGLES PLAYERS IN 2017

Jalen Mills	22
Patrick Robinson	22
Rasul Douglas	14

MOST TACKLES

EAGLES PLAYERS IN 2017

Malcolm Jenkins	119
Jalen Mills	86
Nigel Bradham	85

MOST INTERCEPTIONS

EAGLES PLAYERS IN 2017

Patrick Robinson	4
Jalen Mills	3
Ronald Darby	3
Rodney McLeod	3

THREE STEP DROP

First job: Sold a local newspaper door-to-door when he was 14

Bucket list: Go on a safari, scuba dive with sharks, travel to Australia, Dubai and Paris

Desired talent: Be a genius.
"I would want to be the next Albert Einstein."

Player he models his game after:
Texans S Tyrann Mathieu

First jersey: Allen Iverson,
Philadelphia 76ers (black jersey)

Favorite athletes growing up:
Allen Iverson, Tracy McGrady,
Roy Jones Jr.

Favorite athletes to watch now:
LeBron James, Derrick Rose,
Usain Bolt, Serena Williams

Favorite movies: *Belly*, *Finding Nemo*,
Paid in Full, *Scarface*

Favorite music: Future, Kodak Black,
Lil Uzi Vert, Young Thug

Favorite meal: Shrimp and rice

CAREER HIGHLIGHTS

2017 - PHILADELPHIA EAGLES (15/15, 3/3)

- As Philadelphia held a 15-10 lead with just over a minute remaining in the Divisional Playoff vs. Atl. (1/13/18), blanketed Falcons WR **Julio Jones** on fourth-and-goal and forced an incomplection in the corner of the end zone to seal the win. Led the defense with a career-high-tying 3 PDs
- Tied for the team lead with 22 PDs, ranked 2nd with 86 total tackles and tied for 2nd with 3 INTs



CAREER STATISTICS

			TACKLES					PASS DEFENSE						FUMBLES			DEF SNAPS	
Year	Team	GP/S	Total	Solo	Asst	TFL	Sacks	Int	Yds	Lg	TD	PD	QPH	FF	FR	Yds	No	Pct
2016	Philadelphia	16/2	67	55	12	0	0.0	0	0	--	0	10	0	0	0	0	661	65%
2017	Philadelphia	15/15	86	68	18	1	0.0	3	53	37t	1	22	0	0	0	0	932	90%
Totals		31/17	153	123	30	1	0.0	3	53	37t	1	32	0	0	0	0	---	---

PLAYOFFS																		
2017	Philadelphia	3/3	15	11	4	0	0.0	0	0	--	0	6	0	0	0	0	206	100%
Totals		3/3	15	11	4	0	0.0	0	0	--	0	6	0	0	0	0	---	---



CAREER HIGHLIGHTS (Continued)

- Named **NFC Defensive Player of the Week** after posting a 37-yard INT-TD (49ers QB **C.J. Beathard**) in the win vs. SF (10/29/17). Marked his first career TD. Became the first Eagle to win the award since 2007
- Tallied his 2nd INT of the season at Car. (10/12/17) when he picked off Panthers QB **Cam Newton** deep in Eagles territory late in the fourth quarter
- Earned a starting job in his second season and recorded his first career INT in the season opener at Was. (9/10/17). With the Eagles clinging to a 2-point lead and the Redskins threatening to score in the fourth quarter, picked off a **Kirk Cousins** pass on the goal line

CAREER HIGHS		
Tackles	12	9/24/17 vs. NYG
Sacks	--	---
INTs	1	3x, last: 10//29/17 vs. SF
PDs	3	3x, last: 1/13/18 vs. Atl. (Div.)
FFs	--	---
FRs	--	---

2016 - PHILADELPHIA EAGLES (16/2)

- Finished his rookie campaign tied for 4th on the Eagles defense with 10 PDs and ranked 5th with 67 total tackles
- Made the first start of his career at Was. (10/16/16) and recorded 7 tackles (5 solo) and 1 PD
- Had 2 tackles and 1 PD in his NFL debut vs. Cle. (9/11/16)

COLLEGE HIGHLIGHTS

- Played in 7 games as a senior in 2015 after breaking his ankle in the preseason. Was a first-team All-America selection by CBS Sports after finishing the season with 30 tackles, 1.0 sack and 3 PDs
- As a junior in 2014, started 12 games at safety and one at nickelback and tallied 62 tackles, 1 INT and 5 PDs

FÚTBOL FAN

A big soccer fan to this day, Mills played left midfield and left forward in high school. He attended the COPA America Centenario games at Lincoln Financial Field in the 2016 offseason and says if he could play any other sport he would be a forward for the U.S. national team. His favorite soccer players are Cristiano Ronaldo and Lionel Messi.

BIRDSEED

Mills is the son of Kisa Mills and has an older brother, Jaquan, and a dog, a Morkie named Baby. Mills spent one season at DeSoto (TX) High School and helped lead his team to a 10-2 record as a senior, after transferring from Lancaster High School. He moved to WR and QB before switching to the secondary as a junior in high school.





2017 GAME-BY-GAME STATISTICS (PHI)

Date	Opp		GP/S	Tot	Solo	Sk	Int	PD	FF	FR	Snap	Pct
Sep 10	at Was	W	1/1	9	9	0.0	1	2	0	0	63	100%
Sep 17	at KC	L	1/1	2	2	0.0	0	0	0	0	53	100%
Sep 24	NYG	W	1/1	12	11	0.0	0	2	0	0	69	100%
Oct 1	at LAC	W	1/1	5	3	0.0	0	1	0	0	57	100%
Oct 8	Ari	W	1/1	6	5	0.0	0	3	0	0	58	97%
Oct 12	at Car	W	1/1	5	3	0.0	1	1	0	0	81	99%
Oct 23	Was	W	1/1	6	6	0.0	0	0	0	0	64	100%
Oct 29	SF	W	1/1	8	5	0.0	1	2	0	0	61	92%
Nov 5	Den	W	1/1	4	3	0.0	0	2	0	0	64	100%
Nov 19	at Dal	W	1/1	8	7	0.0	0	3	0	0	63	100%
Nov 26	Chi	W	1/1	2	2	0.0	0	1	0	0	44	80%
Dec 3	at Sea	L	1/1	7	5	0.0	0	1	0	0	60	97%
Dec 10	at LAR	W	1/1	0	0	0.0	0	0	0	0	48	100%
Dec 17	at NYG	W	1/1	4	3	0.0	0	2	0	0	85	97%
Dec 25	Oak	W	1/1	8	4	0.0	0	2	0	0	62	90%
Dec 31	Dal	L	0/0	INACTIVE (ANKLE)								
Totals			15/15	86	68	0.0	3	22	0	0	932	90%

PLAYOFFS

Jan 13	Atl	W	1/1	1	1	0.0	0	3	0	0	63	100%
Jan 21	Min	W	1/1	5	4	0.0	0	1	0	0	67	100%
Feb 4	at NE	W	1/1	9	6	0.0	0	2	0	0	76	100%
Totals			3/3	15	11	0.0	0	6	0	0	206	100%

2016 GAME-BY-GAME STATISTICS (PHI)

Date	Opp		GP/S	Tot	Solo	Sk	Int	PD	FF	FR	Snap	Pct
Sep 11	Cle	W	1/0	2	2	0.0	0	1	0	0	12	23%
Sep 19	at Chi	W	1/0	6	6	0.0	0	1	0	0	43	83%
Sep 25	Pit	W	1/0	8	7	0.0	0	0	0	0	53	88%
Oct 9	at Det	L	1/0	4	4	0.0	0	1	0	0	24	39%
Oct 16	at Was	L	1/1	7	5	0.0	0	1	0	0	73	99%
Oct 23	Min	W	1/0	4	4	0.0	0	1	0	0	27	36%
Oct 30	at Dal	L	1/0	4	3	0.0	0	1	0	0	47	60%
Nov 6	at NYG	L	1/0	2	1	0.0	0	0	0	0	36	56%
Nov 13	Atl	W	1/1	7	6	0.0	0	1	0	0	50	100%
Nov 20	at Sea	L	1/0	1	0	0.0	0	0	0	0	40	60%
Nov 28	GB	L	1/0	5	5	0.0	0	2	0	0	49	69%
Dec 4	at Cin	L	1/0	4	2	0.0	0	0	0	0	23	36%
Dec 11	Was	L	1/0	1	1	0.0	0	0	0	0	40	83%
Dec 18	at Bal	L	1/0	3	3	0.0	0	0	0	0	34	59%
Dec 22	NYG	W	1/0	9	6	0.0	0	0	0	0	66	74%
Jan 1	Dal	W	1/0	0	0	0.0	0	0	0	0	44	79%
Totals			16/2	67	55	0.0	0	9	0	0	661	65%

COLLEGE HIGHLIGHTS (Continued)

- Picked up 67 tackles, 3.0 sacks and 3 INTs (tied for the team lead) over 13 starts as a sophomore in 2013
- Earned 2012 Freshman First-Team All-America honors after starting all 13 games at cornerback and finishing 4th on the team with 57 total tackles, while adding 2 INTs and 5 PDs

TRANSACTIONS

2016 Drafted by PHI in 7th round (233rd overall)
Signed 4-year contract





6-4 | 340  **13th Year**

DOB: Jan. 21, 1984 (Age 34)



**Salt Lake City,
Utah**

**Highland
High School**



Oregon

D1-06 (12th overall)

by Baltimore

Acquired: FA-Det-18



2012

Haloti Ngata (pronounced ha-LOW-tee NAH-tah) was signed by the Eagles during the 2018 offseason following a three-year stint with the Lions (2015-17). Selected by the Ravens with the 12th-overall pick of the 2006 NFL Draft, Ngata is a five-time Pro Bowler, five-time All-Pro selection and **Super Bowl XLVII** Champion.



AP **AP** **AP** **AP** **AP**
2008 2009 2010 2011 2012

GAMES PLAYED

DEFENSIVE TACKLES (SINCE 2006)

Haloti Ngata	184
J. Babineaux	177
Kyle Williams	168
Kevin Williams	164
Cullen Jenkins	159

(includes regular season and postseason games)

INTERCEPTIONS

DEFENSIVE TACKLES (SINCE 2006)

Haloti Ngata	5
Jonathan Babineaux	4
Randy Starks	4

CAREER HIGHLIGHTS

- Is a five-time **Pro Bowler** (2010-14), five-time *Associated Press* **All-Pro** selection (2008-12) and **Super Bowl XLVII** Champion with Baltimore
- Is one of only five active NFL defensive tackles with five career **Pro Bowl** nods, joining **Geno Atkins** (six), **Gerald McCoy** (six), **Ndamukong Suh** (five) and **Kevin Williams** (five)

BIRDSEED

Ngata was voted as the Lions' nominee for the 2017 Walter Payton Man of the Year Award and was also named one of eight finalists for the Art Rooney Sportsmanship Award.

The **Haloti Ngata Family Foundation**, whose mission is to improve the lives of others through love and strength, raises awareness about the importance of education and provides free college entrance exam preparation courses to students through the Ofa Ngata College Preparation Fund, which honors Ngata's mother's memory.

Ngata and his wife, Christina, have three sons: Solomon "Sam," Max and Colt.



@Haloti_Ngata92





CAREER STATISTICS

			TACKLES					PASS DEFENSE						FUMBLES			DEF SNAPS	
Year	Team	GP/S	Total	Solo	Asst	TFL	Sacks	Int	Yds	Lg	TD	PD	QPH	FF	FR	Yds	No	Pct
2006	Baltimore	16/16	51	28	23	0	1.0	1	60	60	0	3	3	0	0	0	N/A	N/A
2007	Baltimore	16/16	94	58	36	0	3.0	0	0	--	0	2	10	1	0	0	N/A	N/A
2008	Baltimore	16/16	77	43	34	6	1.0	2	8	7	0	5	9	0	0	0	N/A	N/A
2009	Baltimore	14/13	41	23	18	7	1.5	0	0	--	0	0	7	1	1	0	N/A	N/A
2010	Baltimore	16/15	65	48	17	12	5.5	0	0	--	0	5	14	0	1	0	N/A	N/A
2011	Baltimore	16/16	65	37	28	6	5.0	0	0	--	0	5	8	2	3	28	N/A	N/A
2012	Baltimore	14/14	51	33	18	7	5.0	0	0	--	0	1	14	0	0	0	819	72%
2013	Baltimore	15/15	52	23	29	3	1.5	0	0	--	0	3	6	0	0	0	700	65%
2014	Baltimore	12/12	32	19	13	2	2.0	2	16	13	0	7	3	2	0	0	529	49%
2015	Detroit	14/14	24	15	9	6	2.5	0	0	--	0	3	8	0	0	0	596	57%
2016	Detroit	13/13	22	11	11	0	1.5	0	0	--	0	3	3	0	0	0	527	51%
2017	Detroit	5/5	7	7	0	2	2.0	0	0	--	0	1	3	0	0	0	145	13%
Totals		167/165	581	345	236	51	31.5	5	84	60	0	38	88	6	5	28	---	---

PLAYOFFS

2006	Baltimore	1/1	7	3	4	0	0.0	0	0	--	0	0	0	0	0	0	N/A	N/A
2008	Baltimore	3/3	12	10	2	4	1.0	0	0	--	0	0	1	0	0	0	N/A	N/A
2009	Baltimore	2/2	7	4	3	3	1.0	0	0	--	0	0	1	0	0	0	N/A	N/A
2010	Baltimore	2/2	4	3	1	0	0.5	0	0	--	0	1	1	0	0	0	N/A	N/A
2011	Baltimore	2/2	6	2	4	0	0.0	0	0	--	0	1	2	1	0	0	N/A	N/A
2012	Baltimore	4/4	13	10	3	0	0.0	0	0	--	0	1	5	0	0	0	232	71%
2014	Baltimore	2/2	3	1	2	1	1.0	0	0	--	0	1	1	0	0	0	98	69%
2016	Detroit	1/1	3	2	1	1	1.0	0	0	--	0	0	2	0	0	0	50	68%
Totals		17/17	55	35	20	9	4.5	0	0	--	0	4	13	1	0	0	---	---

ADDITIONAL STATISTICS

Fumble Recovery TD: 28-yard TD at StL (9/25/11)

CAREER HIGHS

Tackles	11	2x, last: 11/13/11 at Sea.
Sacks	2.0	2x, last: 11/24/11 vs. SF
INTs	1	5x, last: 10/5/14 at Ind.
PDs	2	3x, last: 10/5/14 at Ind.
FFs	1	7x, last: 11/9/14 vs. Ten.
FRs	2	9/11/11 vs. Pit.

CAREER HIGHLIGHTS (Continued)

- Has played in a combined 184 games (167 regular season; 17 postseason), which are the most by an NFL defensive tackle since 2006
- Leads all NFL defensive tackles with 5 INTs since 2006, including a career-high 2 INTs in 2008 and 2014
- During his nine seasons with Baltimore (2006-14), the Ravens defense led the NFL in opponent rushing TDs (71) and ranked 2nd in opponent rushing yards per game (92.5)

2017 GAME-BY-GAME STATISTICS (DET)

Date	Opp	GP/S	Tot	Solo	Sk	Int	PD	FF	FR	Snaps	Pct
Sep 10	Ari	W	1/1	0	0	0.0	0	1	0	40	53%
Sep 18	at NYG	W	1/1	2	2	1.0	0	0	0	28	50%
Sep 24	Atl	L	1/1	3	3	0.0	0	0	0	34	50%
Oct 1	at Min	W	1/1	0	0	0.0	0	0	0	27	48%
Oct 8	Car	L	1/1	2	2	1.0	0	0	0	16	24%
PLACED ON INJURED RESERVE (BICEPS) (10/11/17)											
Totals		5/5	7	7	2.0	0	1	0	0	145	13%

2017 - DETROIT LIONS (5/5)

- Posted 7 tackles (2 TFL), 2.0 sacks and 1 PD in 5 games
- Placed on Injured Reserve (biceps) on 10/11/17

2016 - DETROIT LIONS (13/13, 1/1)

- Produced 22 tackles, 1.5 sacks and 3 PDs
- Generated pressure against the Seahawks in the NFC Wild Card Game at Sea. (1/7/17), sacking QB **Russell Wilson**, recording 2 QB hits and tallying 3 tackles (1 TFL)



2016 GAME-BY-GAME STATISTICS (DET)

Date	Opp	GP/S	Tot	Solo	Sk	Int	PD	FF	FR	Snaps	Pct
Sep 11	at Ind	W	1/1	2	1	0.0	0	1	0	0	64%
Sep 18	Ten	L	1/1	2	1	0.5	0	0	0	0	60%
Sep 25	at GB	L	1/1	1	1	1.0	0	0	0	0	67%
Oct 2	at Chi	L	1/1	3	2	0.0	0	0	0	0	65%
Oct 9	Phi	W	1/1	0	0	0.0	0	0	0	0	51%
Oct 16	LAR	W	0/0	INACTIVE (SHOULDER)							
Oct 23	Was	W	0/0	INACTIVE (SHOULDER)							
Oct 30	at Hou	L	0/0	INACTIVE (SHOULDER)							
Nov 6	at Min	W	1/1	2	0	0.0	0	0	0	0	63%
Nov 20	Jax	W	1/1	3	2	0.0	0	0	0	0	58%
Nov 24	Min	W	1/1	1	1	0.0	0	1	0	0	67%
Dec 4	at NO	W	1/1	1	0	0.0	0	1	0	0	66%
Dec 11	Chi	W	1/1	1	1	0.0	0	0	0	0	73%
Dec 18	at NYG	L	1/1	3	1	0.0	0	0	0	0	70%
Dec 26	at Dal	L	1/1	2	1	0.0	0	0	0	0	65%
Jan 1	GB	L	1/1	1	0	0.0	0	0	0	0	60%
Totals			13/13	22	11	1.5	0	3	0	527	51%

PLAYOFFS

Jan 7	at Sea	L	1/1	3	2	1.0	0	2	0	0	68%
Totals			1/1	3	2	1.0	0	2	0	50	68%



2015 GAME-BY-GAME STATISTICS (DET)

Date	Opp	GP/S	Tot	Solo	Sk	Int	PD	FF	FR	Snaps	Pct
Sep 13	at SD	L	1/1	2	2	0.0	0	0	0	0	67%
Sep 20	at Min	L	1/1	2	1	0.0	0	1	0	0	77%
Sep 27	Den	L	1/1	0	0	0.0	0	1	0	0	61%
Oct 5	at Sea	L	1/1	2	1	0.0	0	0	0	0	31%
Oct 11	Ari	L	0/0	INACTIVE (CALF)							
Oct 18	Chi	W	0/0	INACTIVE (CALF)							
Oct 25	Min	L	1/1	2	2	1.0	0	0	0	0	60%
Nov 1	at KC	L	1/1	2	1	0.0	0	0	0	0	60%
Nov 15	at GB	W	1/1	4	1	0.0	0	0	0	0	70%
Nov 22	Oak	W	1/1	1	1	0.0	0	0	0	0	69%
Nov 26	Phi	W	1/1	2	1	0.0	0	0	0	0	49%
Dec 3	GB	L	1/1	1	1	0.0	0	0	0	0	63%
Dec 13	at StL	L	1/1	2	2	0.0	0	0	0	0	73%
Dec 21	at NO	W	1/1	1	0	0.0	0	1	0	0	70%
Dec 27	SF	W	1/1	2	1	0.5	0	0	0	0	77%
Jan 3	at Chi	W	1/1	1	1	1.0	0	0	0	0	85%
Totals			14/14	24	15	2.5	0	3	0	596	57%

CAREER HIGHLIGHTS (Continued)

2015 - DETROIT LIONS (14/14)

- Finished with 24 tackles, 2.5 sacks and 3 PDs
- Recorded 1 PD vs. Den. (9/27/15) that led to an interception by **Glover Quin**. The deflection marked his 5th career PD that resulted in an interception
- Combined with **Josh Byrnes** on a sack and forced fumble of 49ers QB **Blaine Gabbert** vs. SF (12/27/14). The fumble was recovered by **Tahir Whitehead** on the 1-yard line and culminated in a 1-yard TD by **Joiq Bell**

2014 - BALTIMORE RAVENS (12/12, 2/2)

- Finished his final season in Baltimore with 32 tackles, a career-high 7 PDs, 2 FFs and a career-high-tying and team-leading 2 INTs
- Started both postseason games and totaled 3 tackles, 1.0 sack and 1 PD. As a unit, the Ravens defense produced 7.0 sacks and allowed only 82 rushing yards in 2 games

2013 - BALTIMORE RAVENS (15/15)

- Named to his fifth consecutive **Pro Bowl** after leading the Ravens defensive line with 52 tackles, 1.5 sacks and 3 PDs

BIRDSEED

Ngata (full name is Etuini Haloti Ngata) was born in Inglewood, CA, and prepped at Highland High School in Salt Lake City, UT, where he was rated as the top defensive player in the nation by SuperPrep and PrepStar and was the 2001 Utah Gatorade Player of the Year as a senior. Ngata also played rugby in high school.



2014 GAME-BY-GAME STATISTICS (BAL)

Date	Opp		GP/S	Tot	Solo	Sk	Int	PD	FF	FR	Snaps	Pct
Sep 7	Cin	L	1/1	2	0	0.0	0	1	0	0	48	73%
Sep 11	Pit	W	1/1	0	0	0.0	1	1	0	0	36	61%
Sep 21	at Cle	W	1/1	6	4	0.0	0	1	0	0	47	78%
Sep 28	Car	W	1/1	3	1	0.0	0	1	0	0	38	58%
Oct 5	at Ind	L	1/1	1	1	0.0	1	2	0	0	61	74%
Oct 12	at TB	W	1/1	3	2	0.0	0	0	0	0	47	67%
Oct 19	Atl	W	1/1	1	1	0.0	0	0	0	0	36	55%
Oct 26	at Cin	L	1/1	8	5	1.0	0	0	1	0	50	73%
Nov 2	at Pit	L	1/1	2	2	1.0	0	0	0	0	43	62%
Nov 9	Ten	W	1/1	3	2	0.0	0	1	1	0	37	67%
Nov 24	at NO	W	1/1	1	0	0.0	0	0	0	0	44	60%
Nov 30	SD	L	1/1	2	1	0.0	0	0	0	0	42	58%
Dec 7	at Mia	W	0/0	SUSPENDED BY THE NFL								
Dec 14	Jax	W	0/0	SUSPENDED BY THE NFL								
Dec 21	at Hou	L	0/0	SUSPENDED BY THE NFL								
Dec 28	Cle	W	0/0	SUSPENDED BY THE NFL								
Totals			12/12	32	19	2.0	2	7	2	0	529	49%
PLAYOFFS												
Jan 3	at Pit	W	1/1	2	1	1.0	0	1	0	0	51	68%
Jan 10	at NE	L	1/1	1	0	0.0	0	0	0	0	47	69%
Totals			2/2	3	1	1.0	0	1	0	0	98	69%

2013 GAME-BY-GAME STATISTICS (BAL)

Date	Opp		GP/S	Tot	Solo	Sk	Int	PD	FF	FR	Snaps	Pct
Sep 5	at Den	L	1/1	4	2	0.0	0	0	0	0	51	72%
Sep 15	Cle	W	1/1	3	0	0.0	0	0	0	0	39	62%
Sep 22	Hou	W	1/1	2	1	1.0	0	0	0	0	53	82%
Sep 29	at Buf	L	1/1	4	3	0.0	0	0	0	0	68	81%
Oct 6	at Mia	W	1/1	2	1	0.0	0	0	0	0	35	60%
Oct 13	GB	L	1/1	2	1	0.0	0	0	0	0	46	68%
Oct 20	at Pit	L	1/1	4	2	0.5	0	0	0	0	43	75%
Nov 3	at Cle	L	1/1	4	1	0.0	0	0	0	0	56	80%
Nov 10	Cin	W	1/1	5	1	0.0	0	1	0	0	43	48%
Nov 17	at Chi	L	0/0	INACTIVE (KNEE)								
Nov 24	NYJ	W	1/1	1	1	0.0	0	0	0	0	27	47%
Nov 28	Pit	W	1/1	2	1	0.0	0	0	0	0	41	62%
Dec 8	Min	W	1/1	1	0	0.0	0	0	0	0	50	76%
Dec 16	at Det	W	1/1	5	4	0.0	0	1	0	0	38	59%
Dec 22	NE	L	1/1	6	0	0.0	0	1	0	0	54	81%
Dec 29	at Cin	L	1/1	7	5	0.0	0	0	0	0	56	82%
Totals			15/15	52	23	1.5	0	3	0	0	700	65%

CAREER HIGHLIGHTS (Continued)

2012 - BALTIMORE RAVENS (14/14, 4/4)

- Earned his fourth trip to the **Pro Bowl** and was named second-team **All-Pro** by the *Associated Press* after ending the season with 51 tackles and ranking 2nd on the team with 5.0 sacks
- Picked up sacks vs. Cin. (9/10/12), vs. NE (9/23/12), vs. Dal. (10/14/12), at Pit. (11/18/12) and vs. NYG (12/23/12)
- In the team's 4 postseason games en route to Baltimore's **Super Bowl XLVII** victory, totaled 13 tackles and 1 PD

2011 - BALTIMORE RAVENS (16/16, 2/2)

- Named first-team **All-Pro** by the *Associated Press* and earned his third consecutive **Pro Bowl** nod after recording 65 tackles, 5.0 sacks, 5 PDs, 2 FFs and 3 FRs on the NFL's 3rd-ranked defense (288.9 yards per game) and 2nd-ranked run defense (92.6 yards per game)
- Totaled a career-high-tying 2.0 sacks vs. SF (11/24/11)
- Contributed to a franchise-record 7 turnovers vs. Pit. (9/11/11) as he totaled 4 tackles, 1 PD, 1 FF and a career-high 2 FRs

2010 - BALTIMORE RAVENS (16/15, 2/2)

- Concluded the season with a career-high 5.5 sacks (T-2nd among AFC defensive tackles) and 65 tackles as he earned first-team **All-Pro** honors from the *Associated Press*
- Started in both playoff games and finished the postseason run with 4 tackles, 0.5 sacks and 1 PD. Baltimore's defense totaled 7 turnovers in the two playoff games





2012 GAME-BY-GAME STATISTICS (BAL)

Date	Opp	GP/S	Tot	Solo	Sk	Int	PD	FF	FR	Snaps	Pct
Sep 10	Cin	W 1/1	4	2	1.5	0	1	0	0	62	89%
Sep 16	at Phi	L 1/1	3	3	0.0	0	0	0	0	66	84%
Sep 23	NE	W 1/1	9	7	0.5	0	0	0	0	77	94%
Sep 27	Cle	W 1/1	4	3	0.0	0	0	0	0	62	87%
Oct 7	at KC	W 1/1	4	4	0.0	0	0	0	0	62	87%
Oct 14	Dal	W 1/1	6	5	1.0	0	0	0	0	59	66%
Oct 21	at Hou	L 1/1	2	0	0.0	0	0	0	0	48	60%
Nov 4	at Cle	W 1/1	0	0	0.0	0	0	0	0	53	76%
Nov 11	Oak	W 0/0	DID NOT PLAY (SHOULDER)								
Nov 18	at Pit	W 1/1	5	2	1.0	0	0	0	0	54	75%
Nov 25	at SD	W 1/1	3	2	0.0	0	0	0	0	56	82%
Dec 2	Pit	L 1/1	1	0	0.0	0	0	0	0	58	88%
Dec 9	at Was	L 1/1	5	2	0.0	0	0	0	0	63	88%
Dec 16	Den	L 1/1	1	0	0.0	0	0	0	0	63	82%
Dec 23	NYG	W 1/1	4	3	1.0	0	0	0	0	36	75%
Dec 30	at Cin	L 0/0	INACTIVE								
Totals		14/14	51	33	5.0	0	1	0	0	819	72%
PLAYOFFS											
Jan 6	Ind	W 1/1	4	4	0.0	0	1	0	0	68	76%
Jan 12	at Den	W 1/1	3	2	0.0	0	0	0	0	61	65%
Jan 20	at NE	W 1/1	4	2	0.0	0	0	0	0	67	81%
Feb 3	at SF	W 1/1	2	2	0.0	0	0	0	0	36	58%
Totals		4/4	13	10	0.0	0	1	0	0	232	71%

2011 GAME-BY-GAME STATISTICS (BAL)

Date	Opp	GP/S	Tot	Solo	Sk	Int	PD	FF	FR	Snaps	Pct
Sep 11	Pit	W 1/1	4	2	0.0	0	1	1	2	N/A	N/A
Sep 18	at Ten	L 1/1	6	4	0.0	0	1	0	0	N/A	N/A
Sep 25	at StL	W 1/1	1	1	0.0	0	0	0	1	N/A	N/A
Oct 2	NYJ	W 1/1	2	2	1.0	0	0	1	0	N/A	N/A
Oct 16	Hou	W 1/1	8	6	1.0	0	0	0	0	N/A	N/A
Oct 24	at Jax	L 1/1	3	1	1.0	0	0	0	0	N/A	N/A
Oct 30	Ari	W 1/1	4	4	0.0	0	0	0	0	N/A	N/A
Nov 6	at Pit	W 1/1	2	1	0.0	0	0	0	0	N/A	N/A
Nov 13	at Sea	L 1/1	11	3	0.0	0	0	0	0	N/A	N/A
Nov 20	Cin	W 1/1	1	0	0.0	0	0	0	0	N/A	N/A
Nov 24	SF	W 1/1	4	4	2.0	0	0	0	0	N/A	N/A
Dec 4	at Cle	W 1/1	2	1	0.0	0	2	0	0	N/A	N/A
Dec 11	Ind	W 1/1	1	1	0.0	0	0	0	0	N/A	N/A
Dec 18	at SD	L 1/1	8	5	0.0	0	0	0	0	N/A	N/A
Dec 24	Cle	W 1/1	4	2	0.0	0	0	0	0	N/A	N/A
Jan 1	at Cin	W 1/1	4	0	0.0	0	1	0	0	N/A	N/A
Totals		16/16	65	37	5.0	0	5	2	3	N/A	N/A
PLAYOFFS											
Jan 15	Hou	W 1/1	3	2	0.0	0	0	1	0	N/A	N/A
Jan 22	at NE	L 1/1	3	0	0.0	0	1	0	0	N/A	N/A
Totals		2/2	6	2	0.0	0	1	1	0	N/A	N/A

CAREER HIGHLIGHTS (Continued)

2009 - BALTIMORE RAVENS (14/13, 2/2)

- Earned his first-career **Pro Bowl** (starter) nod after posting 41 tackles, 1.5 sacks, 1 FF and 1 FR as the Ravens finished 2nd in the AFC and 3rd in the NFL in overall defense

2008 - BALTIMORE RAVENS (16/16, 3/3)

- Named a first alternate to the **Pro Bowl** after recording 77 tackles, 1.0 sack, 2 INTs and 5 PDs as part of the NFL's 2nd-ranked defense
- Also saw action along the offensive line in short-and-goal situations throughout the season

2007 - BALTIMORE RAVENS (16/16)

- Tied with **Jarret Johnson** for 5th on the Ravens defense with 94 tackles while posting 3.0 sacks, 2 PDs and 1 FF in his sophomore campaign with the Ravens

2006 - BALTIMORE RAVENS (16/16, 1/1)

- Named to the PFWA **All-Rookie** Team as the only Ravens rookie to start all 16 regular-season games, netting 51 tackles, 3 PDs, 1.0 sack and 1 INT





2010 GAME-BY-GAME STATISTICS (BAL)

Date	Opp	GP/S	Tot	Solo	Sk	Int	PD	FF	FR	Snap	Pct
Sep 13	at NYJ	W	1/1	4	3	1.0	0	0	0	N/A	N/A
Sep 19	at Cin	L	1/1	8	5	0.0	0	0	0	N/A	N/A
Sep 26	Cle	W	1/1	3	3	0.0	0	1	0	N/A	N/A
Oct 3	at Pit	W	1/1	11	8	1.0	0	0	0	N/A	N/A
Oct 10	Den	W	1/0	3	3	0.0	0	0	0	N/A	N/A
Oct 17	at NE	L	1/1	7	5	2.0	0	0	0	N/A	N/A
Oct 24	Buf	W	1/1	4	2	0.0	0	0	0	N/A	N/A
Nov 7	Mia	W	1/1	4	4	1.0	0	0	0	N/A	N/A
Nov 11	at Atl	L	1/1	4	2	0.0	0	0	0	N/A	N/A
Nov 21	at Car	W	1/1	2	1	0.0	0	1	0	N/A	N/A
Nov 28	TB	W	1/1	2	1	0.0	0	0	0	N/A	N/A
Dec 5	Pit	L	1/1	4	3	0.5	0	0	0	N/A	N/A
Dec 13	at Hou	W	1/1	3	3	0.0	0	1	0	N/A	N/A
Dec 19	NO	W	1/1	3	2	0.0	0	1	0	N/A	N/A
Dec 26	at Cle	W	1/1	2	2	0.0	0	0	0	N/A	N/A
Jan 2	Cin	W	1/1	1	1	0.0	0	1	0	N/A	N/A
Totals			16/15	65	48	5.5	0	5	0	1	N/A
PLAYOFFS											
Jan 9	at KC	W	1/1	0	0	0.0	0	0	0	N/A	N/A
Jan 15	at Pit	L	1/1	4	3	0.5	0	1	0	N/A	N/A
Totals			2/2	4	3	0.5	0	1	0	N/A	N/A

2009 GAME-BY-GAME STATISTICS (BAL)

Date	Opp	GP/S	Tot	Solo	Sk	Int	PD	FF	FR	Snap	Pct
Sep 13	KC	W	1/1	1	0	0.0	0	0	0	N/A	N/A
Sep 20	at SD	W	1/1	4	1	0.5	0	0	0	N/A	N/A
Sep 27	Cle	W	1/1	3	2	0.0	0	0	0	N/A	N/A
Oct 4	at NE	L	1/1	5	3	0.0	0	0	0	N/A	N/A
Oct 11	Cin	L	1/1	3	2	0.0	0	0	0	N/A	N/A
Oct 18	at Min	L	1/1	3	1	0.0	0	0	0	N/A	N/A
Nov 1	Den	W	1/1	3	1	0.0	0	0	0	N/A	N/A
Nov 8	at Cin	L	0/0	INACTIVE (ANKLE)							
Nov 16	at Cle	W	0/0	INACTIVE (ANKLE)							
Nov 22	Ind	L	1/1	3	3	0.0	0	0	0	N/A	N/A
Nov 29	Pit	W	1/1	5	2	0.0	0	0	0	N/A	N/A
Dec 7	at GB	L	1/1	2	2	0.0	0	0	0	N/A	N/A
Dec 13	Det	W	1/1	0	0	0.0	0	0	0	N/A	N/A
Dec 20	Chi	W	1/1	5	4	0.0	0	0	1	N/A	N/A
Dec 27	at Pit	L	1/0	3	2	1.0	0	0	0	N/A	N/A
Jan 3	at Oak	W	1/1	1	0	0.0	0	0	0	N/A	N/A
Totals			14/13	41	23	1.5	0	0	1	1	N/A
PLAYOFFS											
Jan 10	at NE	W	1/1	3	2	0.0	0	0	0	N/A	N/A
Jan 16	at Ind	L	1/1	4	2	1.0	0	0	0	N/A	N/A
Totals			2/2	7	4	1.0	0	0	0	N/A	N/A

COLLEGE HIGHLIGHTS

- Was a consensus First Team All-American selection as a junior and compiled career totals of 151 tackles, 24.5 TFL, 10.0 sacks, 7 PDs, 3 FFs and 1 FR in 36 career games (29 starts) at Oregon. Set a school record with 7 blocked kicks and was a finalist for the Outland Trophy (best collegiate interior lineman) and Bronko Nagurski award (best college defensive player) as a junior
- Consensus All-American honors from the *Associated Press*, *NFL Draft Report*, Football Writers Association of America, Walter Camp Football Foundation, *Sports Illustrated* and ESPN.com as a redshirt junior in 2005. Also a unanimous First Team All-Pac-10 Conference selection. Named the Pac-10 co-Defensive Player of the Year and was the recipient of the Morris Trophy (Pac-10's top defensive lineman)
- Freshman First Team All-American selection and earned All-Pac-10 Honorable Mention honors in 2002

TRANSACTIONS

2006

Drafted by BAL in 1st round (12th overall)

Signed 5-year contract

2/15/11

Designated franchise player

3/2/11

Re-signed by BAL to 1-year franchise tender

9/20/11

Re-signed by BAL to 5-year contract

12/4/14

Suspended by the NFL for 4 games

12/29/14

Activated from reserve/suspended list

3/10/15

Acquired by DET from BAL in exchange for 2015

4th- and 5th-round draft choices

3/11/16

Re-signed by DET to 2-year contract

10/11/17

Placed on Injured Reserve (biceps)

3/15/18

Signed by PHI to 1-year contract



2008 GAME-BY-GAME STATISTICS (BAL)

Date	Opp	GP/S	Tot	Solo	Sk	Int	PD	FF	FR	Snaps	Pct
Sep 7	Cin	W 1/1	4	3	0.0	0	1	0	0	N/A	N/A
Sep 21	Cle	W 1/1	6	3	0.0	0	0	0	0	N/A	N/A
Sep 29	at Pit	L 1/1	6	4	0.0	1	1	0	0	N/A	N/A
Oct 5	Ten	L 1/1	5	2	0.0	0	1	0	0	N/A	N/A
Oct 12	at Ind	L 1/1	4	3	0.0	0	0	0	0	N/A	N/A
Oct 19	at Mia	W 1/1	5	1	0.0	0	0	0	0	N/A	N/A
Oct 26	Oak	W 1/1	4	1	1.0	0	0	0	0	N/A	N/A
Nov 2	at Cle	W 1/1	5	2	0.0	0	0	0	0	N/A	N/A
Nov 9	at Hou	W 1/1	2	1	0.0	1	2	0	0	N/A	N/A
Nov 16	at NYG	L 1/1	8	5	0.0	0	0	0	0	N/A	N/A
Nov 23	Phi	W 1/1	6	3	0.0	0	0	0	0	N/A	N/A
Nov 30	at Cin	W 1/1	3	2	0.0	0	0	0	0	N/A	N/A
Dec 7	Was	W 1/1	6	4	0.0	0	0	0	0	N/A	N/A
Dec 14	Pit	L 1/1	6	4	0.0	0	0	0	0	N/A	N/A
Dec 20	at Dal	W 1/1	5	3	0.0	0	0	0	0	N/A	N/A
Dec 28	Jax	W 1/1	2	2	0.0	0	0	0	0	N/A	N/A
Totals		16/16	77	43	1.0	2	5	0	0	N/A	N/A

PLAYOFFS

Jan 4	at Mia	W 1/1	2	1	0.0	0	0	0	0	N/A	N/A
Jan 10	at Ten	W 1/1	4	4	0.0	0	0	0	0	N/A	N/A
Jan 18	at Pit	L 1/1	6	5	1.0	0	0	0	0	N/A	N/A
Totals		3/3	12	10	1.0	0	0	0	0	N/A	N/A

2007 GAME-BY-GAME STATISTICS (BAL)

Date	Opp	GP/S	Tot	Solo	Sk	Int	PD	FF	FR	Snaps	Pct
Sep 10	at Cin	L 1/1	4	3	0.0	0	0	1	0	N/A	N/A
Sep 16	NYJ	W 1/1	4	2	0.0	0	0	0	0	N/A	N/A
Sep 23	Ari	W 1/1	4	2	0.0	0	0	0	0	N/A	N/A
Sep 30	at Cle	L 1/1	4	2	0.0	0	1	0	0	N/A	N/A
Oct 7	at SF	W 1/1	6	4	0.0	0	0	0	0	N/A	N/A
Oct 14	StL	W 1/1	7	5	1.0	0	0	0	0	N/A	N/A
Oct 21	at Buf	L 1/1	6	4	0.0	0	1	0	0	N/A	N/A
Nov 5	at Pit	L 1/1	7	7	0.0	0	0	0	0	N/A	N/A
Nov 11	Cin	L 1/1	9	3	0.0	0	0	0	0	N/A	N/A
Nov 18	Cle	L 1/1	7	4	0.0	0	0	0	0	N/A	N/A
Nov 25	at SD	L 1/1	7	5	0.0	0	0	0	0	N/A	N/A
Dec 3	NE	L 1/1	8	7	1.0	0	0	0	0	N/A	N/A
Dec 9	Ind	L 1/1	5	2	0.0	0	0	0	0	N/A	N/A
Dec 16	at Mia	L 1/1	5	2	0.0	0	0	0	0	N/A	N/A
Dec 23	at Sea	L 1/1	8	4	1.0	0	0	0	0	N/A	N/A
Dec 30	Pit	W 1/1	3	2	0.0	0	0	0	0	N/A	N/A
Totals		16/16	94	58	3.0	0	2	1	0	N/A	N/A

2006 GAME-BY-GAME STATISTICS (BAL)

Date	Opp	GP/S	Tot	Solo	Sk	Int	PD	FF	FR	Snaps	Pct
Sep 10	at TB	W 1/1	1	0	0.0	1	1	0	0	N/A	N/A
Sep 17	Oak	W 1/1	3	1	0.0	0	0	0	0	N/A	N/A
Sep 24	at Cle	W 1/1	2	0	0.0	0	0	0	0	N/A	N/A
Oct 1	SD	W 1/1	4	2	0.0	0	0	0	0	N/A	N/A
Oct 9	at Den	L 1/1	6	4	0.0	0	0	0	0	N/A	N/A
Oct 15	Car	L 1/1	3	2	0.0	0	1	0	0	N/A	N/A
Oct 29	at NO	W 1/1	1	0	0.0	0	0	0	0	N/A	N/A
Nov 5	Cin	W 1/1	3	2	0.0	0	0	0	0	N/A	N/A
Nov 12	at Ten	W 1/1	3	2	0.0	0	1	0	0	N/A	N/A
Nov 19	Atl	W 1/1	4	3	0.0	0	0	0	0	N/A	N/A
Nov 26	Pit	W 1/1	2	2	0.0	0	0	0	0	N/A	N/A
Nov 30	at Cin	L 1/1	3	1	0.0	0	0	0	0	N/A	N/A
Dec 10	at KC	W 1/1	5	3	0.0	0	0	0	0	N/A	N/A
Dec 17	Cle	W 1/1	3	1	0.0	0	0	0	0	N/A	N/A
Dec 24	at Pit	W 1/1	5	4	1.0	0	0	0	0	N/A	N/A
Dec 31	Buf	W 1/1	3	1	0.0	0	0	0	0	N/A	N/A
Totals		16/16	51	28	1.0	1	3	0	0	N/A	N/A

PLAYOFFS

Jan 13	Ind	L 1/1	7	3	0.0	0	0	0	0	N/A	N/A
Totals		1/1	7	3	0.0	0	0	0	0	N/A	N/A



6-3 | 223  2nd Year

DOB: Aug. 5, 1993 (Age 25)

Cerritos,
CaliforniaGahr
High SchoolWashington
UDFA ('16) by
Atlanta
Acquired: FA-18**BIRDSEED**

Perkins attended Gahr (CA) High School and during his senior year he was a first-team all-area selection after catching 70 passes for 1,072 yards and 11 TDs. In the top game of his senior season, Perkins caught 12 passes for 170 yards and 2 TDs.



@lifesonlyperk



@lifesonlyperk

Perkins was an All-Pac-12 honoree at the University of Washington, where he totaled 66 receptions for 911 yards (13.8 avg.) and 9 TDs in 27 career games.



Joshua Perkins was signed by the Eagles to a reserve/future contract in 2018 after spending the previous two years on the Falcons practice squad and active roster. Perkins, who broke into the NFL as an undrafted free agent with Atlanta in 2016, played collegiately at the University of Washington, earning All-Pac-12 honors as a senior in 2015.

Originally signed by the Falcons as an undrafted free agent in 2016, Perkins has seen action in 11 career NFL games (including playoffs).

CAREER HIGHLIGHTS**2016 - ATLANTA FALCONS (8/1, 3/0)**

- Saw action in 11 games during his rookie season (including playoffs). Posted 3 catches for 42 yards (14.0 avg.) and 1 TD
- Caught his first career TD on a 26-yard pass from **Matt Ryan** to cap Atlanta's opening drive at Car. (12/24/16)
- Recorded his first career reception in the first quarter vs. SF (12/18/16). Pulled in an 8-yard reception to set up a 5-yard TD by **Devonta Freeman**
- Made his NFL debut at TB (11/3/16)

COLLEGE HIGHLIGHTS

- Totaled 66 receptions for 911 yards (13.8 avg.) and 9 TDs in 27 career games at Washington
- Played in all 13 games (8 starts) as a senior in 2015, earning honorable mention All-Pac-12 accolades. Also named a midseason All-America first-teamer by SI.com

TRANSACTIONS

2016	Signed by ATL as UDFA
9/2/17	Waived by ATL
9/3/17	Signed by ATL to practice squad
10/11/17	Released by ATL
1/15/18	Signed by PHI to reserve/future contract



CAREER STATISTICS

			RECEIVING					OFF SNAPS	
Year	Team	GP/S	Rec	Yds	Avg	Lg	TD	No	Pct
2016	Atlanta	8/1	3	42	14.0	26t	1	72	7%
Totals		8/1	3	42	14.0	26t	1	---	---

PLAYOFFS

2016	Atlanta	3/0	0	0	---	--	0	11	6%
Totals		3/0	0	0	---	--	0	---	---

ADDITIONAL STATISTICS

Special Teams Tackles: 2 - 2016 (2)

CAREER HIGHS

Receptions	2	12/24/16 at Car.
Receiving Yards	34	12/24/16 at Car.
Receiving Long	26t	12/24/16 at Car.
Receiving TDs	1	12/24/16 at Car.



2016 GAME-BY-GAME STATISTICS (ATL)

				RECEIVING					SNAPS	
Date	Opp		GP/S	Rec	Yds	Avg	Lg	TD	No	Pct
Sep 11	TB	L	0/0	INACTIVE						
Sep 18	at Oak	W	0/0	INACTIVE						
Sep 26	at NO	W	0/0	INACTIVE						
Oct 2	Car	W	0/0	INACTIVE						
Oct 9	at Den	W	0/0	INACTIVE						
Oct 16	at Sea	L	0/0	INACTIVE						
Oct 23	SD	L	0/0	INACTIVE						
Oct 30	GB	W	0/0	INACTIVE						
Nov 3	at TB	W	1/0	0	0	---	--	0	8	11%
Nov 13	at Phi	L	1/0	0	0	---	--	0	4	8%
Nov 27	Ari	W	1/0	0	0	---	--	0	3	4%
Dec 4	KC	L	1/0	0	0	---	--	0	1	1%
Dec 11	at LAR	W	1/0	0	0	---	--	0	5	9%
Dec 18	SF	W	1/0	1	8	8.0	8	0	10	15%
Dec 24	at Car	W	1/1	2	34	17.0	26t	1	27	43%
Jan 1	NO	W	1/0	0	0	---	--	0	14	23%
Totals			8/1	3	42	14.0	26t	1	72	7%

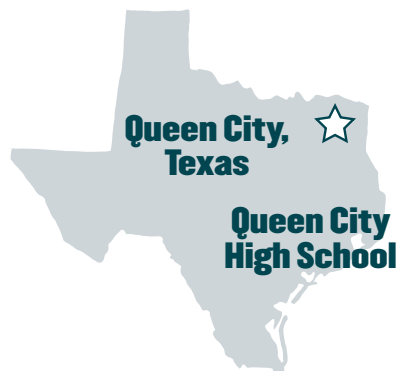
PLAYOFFS

Jan 14	Sea	W	1/0	0	0	---	--	0	7	10%
Jan 22	GB	W	1/0	0	0	---	--	0	4	73%
Feb 5	NE	L	1/0	0	0	---	--	0	0	0%
Totals			3/0	0	0	---	--	0	11	6%



6-4 | 328  **15th Year**

DOB: Jan. 22, 1982 (Age 36)



Arkansas

UDFA ('04) by Buffalo

Acquired: T-Buf-09

THREE STEP DROP

Hobbies: Dominoes, fishing, camping in Texas and DJing

Favorite teams/athletes growing up:
Buffalo Bills, Texas Rangers, Bruce Smith

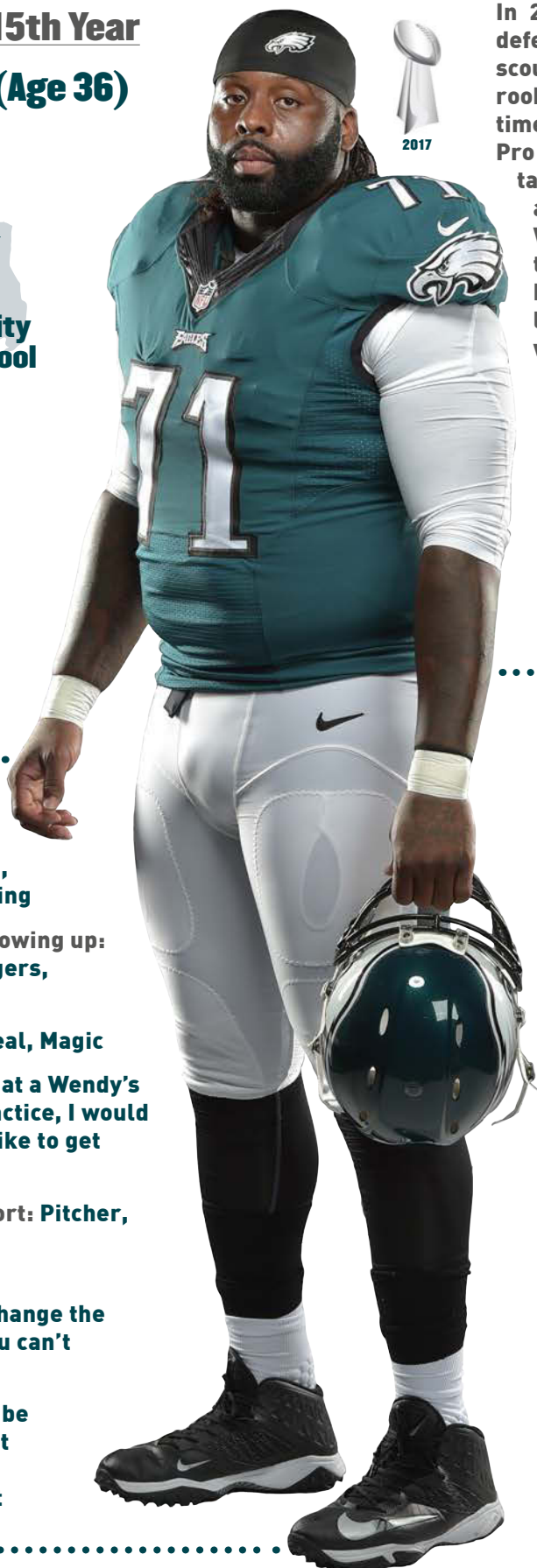
First jersey: Shaquille O'Neal, Magic

First job: Working the grill at a Wendy's in Atlanta, TX. "After practice, I would ride three miles on my bike to get to work."










If he could play another sport: Pitcher, New York Yankees

Best player he ever faced:
Dwight Freeney. "He'll change the whole game around if you can't block him."

Talent he'd like to have: To be an engineer for Microsoft and invent something as impactful as the Internet



In 2000, Jason Peters was a redshirt defensive lineman laboring on Arkansas' scout team. In 2004, he was an undrafted rookie tight end working to earn playing time in Buffalo. Now, he is a nine-time Pro Bowl and six-time All-Pro offensive tackle who is building his resume for a spot in the Pro Football Hall of Fame. Widely regarded as the best offensive tackle in the NFL, the 15-year veteran has anchored the Eagles offensive line since he was acquired in a trade with Buffalo in 2009.

AP	AP	AP	AP	AP
2007	2008	2010	2011	2013
AP				
2014	2008	2009	2010	2011
				
2012	2014	2015	2016	2017

PRO BOWL BERTHS EAGLES ALL-TIME HISTORY

		
CHUCK BEDNARIK	JASON PETERS	BRIAN DAWKINS
8	7	7
		
REGGIE WHITE	DONOVAN McNABB	PETE PIHOS
7	6	6

EAGLES ALL-TIME TACKLES

	
JASON PETERS	TRA THOMAS
7	3
	
BOB BROWN	FRANK KILROY
3	3



AN UNCONVENTIONAL PATH

Peters originally signed with the Buffalo Bills in 2004 as a tight end with a signing bonus of \$5,000. He went undrafted despite an impressive workout at the combine, which included a 4.8 time in the 40-yard dash.

He began the 2004 season on the Bills practice squad, but was elevated to the 53-man roster in November and saw action at both tight end and offensive tackle. In a Dec. 19 contest at Cincinnati, Peters started his first career NFL game when the team opened up in a two-TE set. During the contest, he blocked a punt and recovered it in the end zone for a TD (pictured above).

In 2005, Peters made the transition from tight end to tackle and credits former Bills coach **Mike Mularkey** for the career-changing move. "Offensive line was one of our weak points and I remember wanting to get on the field any way I could. Coach Mularkey told me about it and Mouse (offensive line coach **Jim McNally**) and I got to work."

Peters officially made the switch to tackle in the middle of the season and started the final nine games of the year at RT. He went on to open the 2006 season as the starting RT and switched to LT for the final nine games of the season. That year, he was named to Peter King's SI.com All-Pro team. After proving to be the Bills' most dominant offensive lineman in 2006, Peters opened 15 contests at LT in 2007 and garnered Pro Bowl honors for the first time in his career.

In 2009, the Eagles acquired Peters in a trade with Buffalo in exchange for a first-round draft pick in 2009, a fourth-round pick in 2009 and a sixth-round pick in 2010. Since then, Peters has made the Pro Bowl seven times, marking the second-most Pro Bowl berths in franchise history.

EARLY ATHLETICISM

As a 9-year old, Peters was taken out of a baseball game after the umpire and opposing coach were convinced he was too old to play in the league. "I struck out 9 batters in the first three innings. My mother had to go home and get my birth certificate before I was allowed back in the game. After I did, I hit a home run."

Peters attended Queen City (TX) High School and earned All-District and All-Area honors as a defensive end. He also lettered in basketball, averaging 18.4 points per game to garner All-District and All-Area honors.



CUSTOM WHEELS

Peters owns a business in Shreveport, LA, named Greedy Boy Customs. "We do custom car work or on really anything with wheels," said Peters. "We've actually done work on a few golf carts." ... Thanks to his grandfather, Dallas Wiggins, buying and restoring cars has been a passion in Jason's life. "He used to take all these old cars and fix them up. When I was little, I was always hanging around watching him and my uncle, and I got hooked."



BRAND JORDAN

Peters started a collection of Jordans in 2006 and now has a collection of over 2,500 that he displays in one closet in his home. His personal favorites are the "black and red 13's."

BIRDSEED

Full name is Jason Raynard Peters. His mother is Teledeo (pronounced Toledo) Simington and his stepfather is Ivory Simington. He has two sisters, Ivy and Chrissy.

Jason is quick to name his mother as the hero in his life, "My mom means everything to me. I definitely wouldn't be where I am today without her. She worked multiple jobs so she could provide for us. In the last year or so she lost over 100 pounds before undergoing two knee replacement surgeries. Now she's doing so much better. She continues to be such a big inspiration to me."

He is single and resides in South Jersey and in Atlanta, TX. He has a son, Jayshaun, who plays football, baseball, and basketball.

Majored in vocational education at Arkansas.



CAREER STATISTICS

Year	Team	GP/S	STARTS			OFF SNAPS	
			LT	RT	TE	No	Pct
2004	Buffalo	5/1	0	0	1	N/A	N/A
2005	Buffalo	16/10	0	9	1	N/A	N/A
2006	Buffalo	16/16	9	7	0	N/A	N/A
2007	Buffalo	15/15	15	0	0	N/A	N/A
2008	Buffalo	13/13	13	0	0	N/A	N/A
2009	Philadelphia	15/15	15	0	0	N/A	N/A
2010	Philadelphia	13/13	13	0	0	N/A	N/A
2011	Philadelphia	14/14	14	0	0	N/A	N/A
2012	Philadelphia	0/0	PLACED ON IR (ACHILLES) (8/27/12)				
2013	Philadelphia	16/16	16	0	0	1018	92%
2014	Philadelphia	16/16	16	0	0	1146	97%
2015	Philadelphia	14/14	14	0	0	760	66%
2016	Philadelphia	16/16	16	0	0	1100	97%
2017	Philadelphia	7/7	7	0	0	422	37%
Totals		176/166	148	16	2	---	---

PLAYOFFS							
2009	Philadelphia	1/1	1	0	0	N/A	N/A
2010	Philadelphia	1/1	1	0	0	N/A	N/A
2013	Philadelphia	1/1	1	0	0	58	100%
Totals		3/3	3	0	0	---	---

CAREER HIGHLIGHTS

- With his 9th **Pro Bowl** selection and 7th as an Eagle in 2016, Peters has garnered the second-most Pro Bowl nods in team history behind **Chuck Bednarik** (eight)
- Earned *Associated Press* **All-Pro** honors following the 2007, '08, '10, '11, '13 and '14 campaigns. Was named to the first team in 2011 and 2013
- Joined **Frank "Bucko" Kilroy** (1953-55) as the only two offensive linemen in franchise history to earn a **Pro Bowl** berth in three consecutive years
- Since Peters' first **Pro Bowl** selection in 2007, only **Joe Thomas** (10) has been selected to as many Pro Bowls as an offensive lineman
- Has two career touchdowns: Blocked a punt and recovered it in the end zone (12/19/04 at Cin.) and caught **J.P. Losman's** first career TD pass (9/11/05 vs. Hou.)
- In 2014, was named a second-team *AP* **All-Pro** and garnered All-NFC honors from the Pro Football Writers of America
- Was part of an Eagles offensive line in 2013 that blocked for the NFL's leading rusher, **LeSean McCoy**, who finished with a franchise-best 1,607 rushing yards. Also helped the Eagles set a team record with 6,676 total yards and record the second-most points in franchise history (442)

COLLEGE HIGHLIGHTS

- Left Arkansas after his junior season. Played in 36 games and caught 28 passes for 300 yards and 4 TDs as a tight end
- In 2003, earned All-SEC second team honors after starting every game at TE and ranking third on the team with 21 receptions for 218 yards and four TDs
- Played in 13 games (12 starts) as a tight end in 2002
- In 2001, played in 10 games (three starts). He began the season as a reserve defensive end and tackle, moving to tight end for the Auburn contest
- Redshirted in 2000, spending the season as a scout team defensive lineman

TRANSACTIONS

- | | |
|-----------------|---|
| 2004 | Signed by BUF as undrafted free agent |
| 9/1/04 | Waived by BUF |
| 9/7/04 | Signed by BUF to practice squad |
| 11/13/04 | Signed by BUF from practice squad to active roster |
| 7/14/06 | Signed by BUF to 5-year contract extension |
| 4/17/09 | Traded from BUF to PHI for a 1st-round draft pick in 2009, a 4th-round pick in 2009 and a 6th-round pick in 2010 ... Signed by PHI to 6-year contract |
| 8/27/12 | Placed on Reserve/Non-Football Injury List (Achilles) |
| 2/26/14 | Signed by PHI to a 5-year contract |
| 6/14/17 | Signed a 1-year contract extension |
| 10/25/17 | Placed on Injured Reserve (knee) |





6-7 | 332  **Rookie**

DOB: Dec. 16, 1994 (Age 23)



**Lakewood,
California**

**Lakewood
High School**



TCU

**D6-18 (206th overall)
by Philadelphia**



Matt Pryor was originally selected by the Eagles in the 6th round (206th overall) of the 2018 NFL Draft. The California native played collegiately at TCU, where he started in 31 games (23 at guard) and earned All-Big 12 honors following his senior season in 2017.

COLLEGE HIGHLIGHTS

- Started in 31 games (23 at guard) during his tenure with the Horned Frogs, including an Alamo Bowl victory over Stanford to end his collegiate career
- Started every game his junior and senior seasons, winning 17 games during that span
- Named second-team All-Big 12 at the guard position as a senior, when he helped TCU rank 17th in the nation in total touchdowns (62)
- Blocked for QB **Kenny Hill**, who threw for 3,152 yards and rushed for 325 yards in 2017. Helped Hill achieve the 2nd-best completion percentage in the Big 12

THREE STEP DROP

First job: Was a bouncer at Varsity Bar near TCU's campus

Surprisingly good skill:
Proficient at graphic design and using technology

First jersey: Magic Johnson, L.A. Lakers

Three favorite throwback jerseys:
Michael Jordan, Chicago Bulls;
Allen Iverson, Philadelphia 76ers;
Kobe Bryant, Los Angeles Lakers

Best player he has faced:
San Francisco 49ers and former
Oregon DE DeForest Buckner

Favorite TV shows:
Breaking Bad, Sons of Anarchy
and Blacklist

Prized possession: His family

TRANSACTIONS


2018 Drafted by PHI in 6th round (206th overall)
Signed 4-year contract





6-1 | 240 **6th Year**

DOB: Nov. 3, 1990 (Age 27)



Virginia
UDFA ('13) by
Jacksonville
Acquired: FA-18

In 2017, Reynolds recovered 2 fumbles on special teams during Atlanta's postseason run.

CAREER HIGHLIGHTS

- Has registered a league-leading 4 special teams FRs since entering the NFL in 2013 (including postseason). The only other player with 4 special teams fumble recoveries since 2013 is three-time Pro Bowl and two-time first-team All-Pro special teamer **Justin Bethel**
- Recovered 2 fumbles on special teams in the 2017 playoffs

2017 - ATLANTA FALCONS (9/0, 2/0)

- Spent the first 7 games on Injured Reserve, but was activated on 10/31/17 and served as a key special teams contributor during Atlanta's playoff run. Recovered 1 special teams fumble in each of Atlanta's postseason games at LAR (1/6/18) and at Phi. (1/13/18). Both FRs led to Falcons' scores and leads



LaRoy Reynolds signed with the Eagles in the 2018 offseason after spending the previous two seasons with Atlanta (2016-17). Reynolds, who entered the NFL as an undrafted rookie with the Jaguars in 2013, has totaled 54 tackles (37 solo) and 34 special teams tackles in 68 career games (7 starts).

SPECIAL TEAMS TACKLES

JAGUARS PLAYERS IN 2014

LaRoy Reynolds	10
Will Ta'ufo'ou	7
Jordan Todman	7

SPECIAL TEAMS FUMBLE RECOVERIES

NFL PLAYERS SINCE 2013*

LaRoy Reynolds	4
Justin Bethel	4

** Includes postseason*

Reynolds is tied for the most special teams fumble recoveries (4) in the NFL since 2013.

2016 - ATLANTA FALCONS (16/3, 3/0)

- Played in all 16 regular-season games and each of the Falcons' 3 playoff contests, including **Super Bowl LI** vs. NE (2/5/17)
- Made 3 starts and registered career highs in tackles (23) and defensive snaps (138)

2014 - JACKSONVILLE JAGUARS (16/3)

- Appeared in all 16 games and made the first starts of his pro career (3). Registered 13 tackles on defense and led the Jaguars with a career-high 10 special teams tackles



CAREER STATISTICS

			TACKLES					PASS DEFENSE						FUMBLES			DEF SNAPS	
Year	Team	GP/S	Total	Solo	Asst	TFL	Sacks	Int	Yds	Lg	TD	PD	QPH	FF	FR	Yds	No	Pct
2013	Jacksonville	12/0	9	7	2	0	0.0	0	0	--	0	1	0	0	0	0	57	6%
2014	Jacksonville	16/3	13	9	4	1	0.0	0	0	--	0	0	1	0	0	0	116	10%
2015	Jacksonville	2/0	0	0	0	0	0.0	0	0	--	0	0	0	0	0	0	0	0%
	Chicago	13/1	7	7	0	1	0.0	0	0	--	0	0	0	0	0	0	78	8%
	Totals	15/1	7	7	0	1	0.0	0	0	--	0	0	0	0	0	0	---	---
2016	Atlanta	16/3	23	13	10	0	0.0	0	0	--	0	0	1	0	0	0	138	12%
2017	Atlanta	9/0	2	1	1	0	0.0	0	0	--	0	0	0	0	0	0	14	1%
Totals		68/7	54	37	17	2	0.0	0	0	--	0	1	2	0	0	0	---	---

PLAYOFFS

2016	Atlanta	3/0	0	0	0	0	0.0	0	0	--	0	0	0	0	0	0	5	2%
2017	Atlanta	2/0	0	0	0	0	0.0	0	0	--	0	0	0	0	0	0	2	1%
Totals		5/0	0	0	0	0	0.0	0	0	--	0	0	0	0	0	0	---	---

ADDITIONAL STATISTICS

Special Teams Tackles: 24 - 2017 (5); 2016 (7); 2015 (6); 2014 (10); 2013 (6) **Postseason Special Teams Tackles:** 3 - 2017 (3)

Special Teams FRs: 2 - 9/26/16 at NO; 10/19/14 vs. Cle. **Postseason Special Teams FRs:** 2 - 1/13/18 at Phi.; 1/6/18 at LAR

CAREER HIGHS

Tackles	6	2x, last: 9/7/14 at Phi.
Sacks	--	---
PDs	1	12/29/13 at Ind.
FFs	--	---
FRs	--	---

COLLEGE HIGHLIGHTS

- Played in 45 games over four season at the University of Virginia and earned All-ACC honorable mention as a senior in 2012. Was named a team captain that season and finished second on the team in tackles (90) and TFL (9.5). Also finished second on the team in tackles (81) as a junior in 2011
- As a sophomore in 2010, made the transition from safety to linebacker. Despite switching positions, led the team with 66 tackles

TRANSACTIONS

2013

11/12/13

12/6/13

9/26/15

9/29/15

3/16/16

3/9/17

5/15/18

Signed by JAX as undrafted free agent

Suspended by NFL for 4 games

Suspension lifted

Waived by Jaguars

Signed by CHI

Signed by ATL

Re-signed by ATL

Signed by PHI





2016 GAME-BY-GAME STATISTICS (ATL)

Date	Opp	GP/S	Tot	Solo	Sk	Int	PD	FF	FR	Snaps	Pct
Sep 11	TB	L	1/0	0	0	0.0	0	0	0	0	0%
Sep 18	at Oak	W	1/0	0	0	0.0	0	0	0	0	0%
Sep 26	at NO	W	1/0	0	0	0.0	0	0	0	2	2%
Oct 2	Car	W	1/0	3	3	0.0	0	0	0	11	16%
Oct 9	at Den	W	1/1	5	3	0.0	0	0	0	27	39%
Oct 16	at Sea	L	1/1	6	0	0.0	0	0	0	41	62%
Oct 23	SD	L	1/0	0	0	0.0	0	0	0	0	0%
Oct 30	GB	W	1/0	0	0	0.0	0	0	0	0	0%
Nov 3	at TB	W	1/0	0	0	0.0	0	0	0	0	0%
Nov 13	at Phi	L	1/0	3	3	0.0	0	0	0	20	25%
Nov 27	Ari	W	1/1	2	1	0.0	0	0	0	11	17%
Dec 4	KC	L	1/0	1	1	0.0	0	0	0	5	10%
Dec 11	at LA	W	1/0	1	0	0.0	0	0	0	13	18%
Dec 18	SF	W	1/0	1	1	0.0	0	0	0	2	4%
Dec 24	at Car	W	1/0	0	0	0.0	0	0	0	3	4%
Jan 1	NO	W	1/0	1	1	0.0	0	0	0	3	4%
Totals		16/3	23	13	0.0	0	0	0	0	138	12%

PLAYOFFS

Jan 14	Sea	W	1/0	0	0	0.0	0	0	0	0	0%
Jan 22	GB	W	1/0	0	0	0.0	0	0	0	4	6%
Feb 5	NE	L	1/0	0	0	0.0	0	0	0	1	1%
Totals		3/0	0	0	0.0	0	0	0	0	5	2%

2015 GAME-BY-GAME STATISTICS (JAX & CHI)

Date	Opp	GP/S	Tot	Solo	Sk	Int	PD	FF	FR	Snaps	Pct
Sep 13	Car	L	1/0	0	0	0.0	0	0	0	0	0%
Sep 20	Mia	W	1/0	0	0	0.0	0	0	0	0	0%
WAIVED BY JACKSONVILLE (9/26/15); SIGNED BY CHICAGO (9/29/15)											
Oct 4	Oak	W	1/0	0	0	0.0	0	0	0	0	0%
Oct 11	at KC	W	1/0	2	2	0.0	0	0	0	15	26%
Oct 18	at Det	L	1/0	3	3	0.0	0	0	0	35	43%
Nov 1	Min	L	1/1	1	1	0.0	0	0	0	24	41%
Nov 9	at SD	W	1/0	1	1	0.0	0	0	0	4	6%
Nov 15	at StL	W	1/0	0	0	0.0	0	0	0	0	0%
Nov 22	Den	L	1/0	0	0	0.0	0	0	0	0	0%
Nov 26	at GB	W	1/0	0	0	0.0	0	0	0	0	0%
Dec 6	SF	L	1/0	0	0	0.0	0	0	0	0	0%
Dec 13	Was	L	1/0	0	0	0.0	0	0	0	0	0%
Dec 20	at Min	L	1/0	0	0	0.0	0	0	0	0	0%
Dec 27	at TB	W	1/0	0	0	0.0	0	0	0	0	0%
Jan 3	Det	L	1/0	0	0	0.0	0	0	0	0	0%
Totals		15/1	7	7	0.0	0	0	0	0	---	---

2014 GAME-BY-GAME STATISTICS (JAX)

Date	Opp	GP/S	Tot	Solo	Sk	Int	PD	FF	FR	Snaps	Pct
Sep 7	at Phi	L	1/1	6	4	0.0	0	0	0	30	35%
Sep 14	at Was	L	1/1	2	2	0.0	0	0	0	31	37%
Sep 21	Ind	L	1/1	2	1	0.0	0	0	0	26	35%
Sep 28	at SD	L	1/0	0	0	0.0	0	0	0	0	0%
Oct 5	Pit	L	1/0	0	0	0.0	0	0	0	3	4%
Oct 12	at Ten	L	1/0	0	0	0.0	0	0	0	0	0%
Oct 19	Cle	W	1/0	0	0	0.0	0	0	0	0	0%
Oct 26	Mia	L	1/0	0	0	0.0	0	0	0	0	0%
Nov 2	at Cin	L	1/0	3	2	0.0	0	0	0	24	35%
Nov 9	Dal	L	1/0	0	0	0.0	0	0	0	0	0%
Nov 23	at Ind	L	1/0	0	0	0.0	0	0	0	1	1%
Nov 30	NYG	W	1/0	0	0	0.0	0	0	0	1	1%
Dec 7	Hou	L	1/0	0	0	0.0	0	0	0	0	0%
Dec 14	at Bal	L	1/0	0	0	0.0	0	0	0	0	0%
Dec 18	Ten	W	1/0	0	0	0.0	0	0	0	0	0%
Dec 28	at Hou	L	1/0	0	0	0.0	0	0	0	0	0%
Totals		16/3	13	9	0.0	0	0	0	0	116	10%

2013 GAME-BY-GAME STATISTICS (JAX)

Date	Opp	GP/S	Tot	Solo	Sk	Int	PD	FF	FR	Snaps	Pct
Sep 8	KC	L	1/0	0	0	0.0	0	0	0	0	0%
Sep 15	at Oak	L	1/0	0	0	0.0	0	0	0	0	0%
Sep 22	at Sea	L	1/0	0	0	0.0	0	0	0	0	0%
Sep 29	Ind	L	1/0	0	0	0.0	0	0	0	0	0%
Oct 6	at StL	L	1/0	0	0	0.0	0	0	0	0	0%
Oct 13	at Den	L	1/0	0	0	0.0	0	0	0	0	0%
Oct 20	SD	L	1/0	0	0	0.0	0	0	0	0	0%
Oct 27	SF	L	1/0	0	0	0.0	0	0	0	0	0%
Nov 10	at Ten	W	1/0	0	0	0.0	0	0	0	0	0%
Nov 17	Ari	L	0/0	SUSPENDED BY NFL							
Nov 24	at Hou	W	0/0	SUSPENDED BY NFL							
Dec 1	at Cle	W	0/0	SUSPENDED BY NFL							
Dec 5	Hou	W	0/0	SUSPENDED BY NFL							
Dec 15	Buf	L	1/0	0	0	0.0	0	0	0	0	0%
Dec 22	Ten	L	1/0	3	3	0.0	0	0	0	32	44%
Dec 29	at Ind	L	1/0	6	4	0.0	0	1	0	25	36%
Totals		12/0	9	7	0.0	0	1	0	0	57	6%



6-4 | 257  **5th Year**
DOB: Jan. 22, 1992 (Age 26)

**Shrewsbury,
Massachusetts**


**St. John's
High School**

Cal


California
D3-14 (98th overall)
by Green Bay
Acquired: FA-GB-18

**500+ YARDS & 8+ TDS
IN FIRST OR SECOND
NFL SEASON**

NFL TIGHT ENDS SINCE 2010




**RICHARD
RODGERS**
2015
(510-8)



**JIMMY
GRAHAM**
2011
(1,310-11)



**ROB
GRONKOWSKI**
2011
(1,327-17)



**ROB
GRONKOWSKI**
2010
(546-10)

THREE STEP DROP

Prized possession: His high school
varsity letterman jacket

Surprisingly good at: Ping pong

Moment left star struck: Meeting Ray
Allen in Boston

Favorite movie: *The Sandlot*

Favorite music: Hip-hop, Childish
Gambino

Favorite meal: Cereal

First jersey: Jason Kidd

Richard Rodgers was signed by the Eagles during the 2018 offseason after spending the first four years of his career with Green Bay. Rodgers was selected by the Packers in the 3rd round (98th overall) of the 2014 NFL Draft and has registered 120 receptions for 1,166 yards and 13 TDs in 63 career regular-season games (24 starts).

MOST RECEIVING TDs NFL TIGHT ENDS IN 2015

Tyler Eifert (Cin.)	13
Rob Gronkowski (NE)	11
Jordan Reed (Was.)	11
Gary Barnidge (Cle.)	9
Richard Rodgers (GB)	8

ALL-TIME PACKERS TIGHT ENDS

Paul Coffman (1983)	11
Keith Jackson (1996)	10
Bubba Franks (2001)	9
Paul Coffman (1984)	9
Richard Rodgers (2015)	8
Jermichael Finley (2011)	8

CAREER HIGHLIGHTS

- Has played in more regular-season games (63) than any other tight end that entered the league in 2014, missing only 1 game during his four-year career
- In 2015, ranked 5th among NFL TEs with a career-high 8 TDs (tied for 5th-most by a TE in Packers history), trailing only **Tyler Eifert** (13), **Rob Gronkowski** (11), **Jordan Reed** (11) and **Gary Barnidge** (9)
- Set a single-game, regular-season record for receiving yards by a Packers TE (146) at Det. (12/3/15), highlighted by his game-winning 61-yard TD on a Hail Mary pass from **Aaron Rodgers** on the final play of the game
- The Hail Mary was the 2nd-longest come-from-behind, game-ending TD from scrimmage in the fourth quarter in NFL history, behind Lions QB **Earl Morrall**'s 65-yard TD pass to TE **Jim Gibbons** on 12/4/60



CAREER STATISTICS

Year	Team	GP/S	RECEIVING					OFF SNAPS	
			Rec	Yds	Avg	Lg	TD	No	Pct
2014	Green Bay	16/5	20	225	11.3	43	2	480	46%
2015	Green Bay	16/12	58	510	8.8	61t	8	799	70%
2016	Green Bay	16/6	30	271	9.0	22	2	604	56%
2017	Green Bay	15/1	12	160	13.3	36	1	305	29%
Totals		63/24	120	1166	9.7	61t	13	---	---

PLAYOFFS

2014	Green Bay	2/0	5	48	9.6	13t	1	50	36%
2015	Green Bay	2/2	7	56	8.0	15	0	124	84%
2016	Green Bay	3/0	1	34	34.0	34t	1	67	33%
Totals		7/2	13	138	10.6	34t	2	---	---

ADDITIONAL STATISTICS

Rushing: 1 for 11 yards on 9/13/15 at Chicago

FRs: 2 - 2015 (1); 2014 (1) **Miscellaneous FRs:** 2 - 2015 (1); 2014 (1)

CAREER HIGHS

Receptions	8	12/3/15 at Det.
Receiving Yards	146	12/3/15 at Det.
Receiving Long	61t	12/3/15 at Det.
Receiving TDs	2	11/8/15 at Car.



FAMILY TIES

Rodgers' father, Richard Sr., is the assistant defensive backs/safeties coach for the Carolina Panthers. Richard Sr. was a two-time All-Pacific-10 selection as a defensive back at California, where he was prominently involved in "The Play" against Stanford in 1982, making the last of five laterals. Richard Sr. went on to play three seasons (1987-88, 1992) in the Arena Football League.

Rodgers' uncle, Gill Byrd, was most recently the cornerbacks coach for the Tampa Bay Buccaneers. His cousin, Jairus Byrd, played safety for the Buffalo Bills from 2009-13 and the New Orleans Saints from 2014-16.

Rodgers' grandfather, Clyde Mashore, played professional baseball for five seasons (1969-73), and his uncle, Damon Mashore, played three seasons in the majors (1996-98).

CAREER HIGHLIGHTS (Continued)

2017 - GREEN BAY PACKERS (15/1)

- Caught 12 passes for 160 yards (13.3 avg.) and 1 TD
- Posted a season-high 4 receptions for a season-best 77 yards (19.3 avg.) and 1 TD at Car. (12/17/17). His 19.3 yards per reception were a career high. Became the first Green Bay TE with 75+ yards in a game on 4-or-fewer receptions since **Jermichael Finley** on 10/13/13 at Baltimore

2016 - GREEN BAY PACKERS (16/6, 3/0)

- Produced 30 catches for 271 yards and 2 TDs in the regular season and added a 34-yard receiving TD in the playoffs

2015 - GREEN BAY PACKERS (16/12, 2/2)

- Ranked 5th among NFL TEs with a career-high 8 TDs (tied for 5th-most by a TE in Packers history), trailing only **Tyler Eifert** (13), **Rob Gronkowski** (11), **Jordan Reed** (11) and **Gary Barnidge** (9)
- Became just the fourth TE in team history to record 55+ receptions (58) in a single season, joining **Paul Coffman**, **Jermichael Finley** and **Jackie Harris**
- Was one of only four NFL TEs in 2015 with 55+ receptions (58), 500+ receiving yards (510) and 8+ receiving TDs (8), joining **Rob Gronkowski**, **Jordan Reed** and **Gary Barnidge**
- Registered postseason career highs in receptions (7) and receiving yards (56) during the Packers' playoff run
- Set a single-game, regular-season record for receiving yards by a Packers TE (146) at Det. (12/3/15), highlighted by his game-winning 61-yard TD on a Hail Mary pass from **Aaron Rodgers** on the final play of the game
- The Hail Mary was the 2nd-longest come-from-behind, game-ending TD from scrimmage in the fourth quarter in NFL history, behind Lions QB **Earl Morrell's** 65-yard TD pass to TE **Jim Gibbons** on 12/4/60

BIRDSEED

Rodgers attended St. John's (MA) High School, where he was named a Prep Star All-American after leading all Massachusetts Division C-1 players in receiving, sacks and scoring as a senior in 2010. Rodgers caught 65 passes for 1,064 yards (16.4 avg.) and 16 TDs for a 12-1 squad that won the state's Division IA Conference with a 5-0 league mark. At defensive end, he registered 35 tackles, 8.0 sacks, 1 INT, 4 FFs and 2 FRs. Rodgers was also named the Defensive MVP of the Division IA Conference as a junior in 2009 after posting 42 tackles, 3.0 sacks and 4 INTs, including one he returned 75 yards for a TD. Rodgers, who resides in Santa Rosa, CA, majored in American Studies at California.

 @richard_rodgers11



2017 GAME-BY-GAME STATISTICS (GB)

				RECEIVING					SNAPS	
Date	Opp		GP/S	Rec	Yds	Avg	Lg	TD	No	Pct
Sep 10	Sea	W	1/0	0	0	---	--	0	5	6%
Sep 17	at Atl	L	1/0	2	22	11.0	14	0	10	13%
Sep 24	Cin	W	1/0	0	0	---	--	0	10	14%
Sep 28	Chi	W	1/0	0	0	---	--	0	10	18%
Oct 8	at Dal	W	1/0	1	16	16.0	16	0	6	10%
Oct 15	at Min	L	1/0	0	0	---	--	0	11	17%
Oct 22	NO	L	1/0	0	0	---	--	0	6	11%
Nov 6	Det	L	1/0	1	5	5.0	5	0	33	56%
Nov 12	at Chi	W	1/0	1	8	8.0	8	0	32	49%
Nov 19	Bal	L	1/0	1	3	3.0	3	0	37	54%
Nov 26	at Pit	L	1/0	1	25	25.0	25	0	37	67%
Dec 3	TB	W	1/0	1	4	4.0	4	0	29	53%
Dec 10	at Cle	W	1/0	0	0	---	--	0	40	53%
Dec 17	at Car	L	1/1	4	77	19.3	36	1	37	54%
Dec 23	Min	L	1/0	0	0	---	--	0	2	3%
Dec 31	at Det	L	0/0	INACTIVE (SHOULDER)						
Totals			15/1	12	160	13.3	36	1	305	29%

2016 GAME-BY-GAME STATISTICS (GB)

				RECEIVING					SNAPS	
Date	Opp		GP/S	Rec	Yds	Avg	Lg	TD	No	Pct
Sep 11	at Jax	W	1/0	1	22	22.0	22	0	25	39%
Sep 18	at Min	L	1/0	2	25	12.5	15	0	36	51%
Sep 25	Det	W	1/1	2	9	4.5	7	1	43	80%
Oct 9	NYG	W	1/1	1	6	6.0	6	0	73	91%
Oct 16	Dal	L	1/0	2	15	7.5	12	0	47	67%
Oct 20	Chi	W	1/1	1	7	7.0	7	0	48	55%
Oct 30	at Atl	L	1/1	0	0	---	--	0	26	42%
Nov 6	Ind	L	1/0	6	64	10.7	22	0	49	71%
Nov 13	at Ten	L	1/1	4	27	6.8	12	0	65	83%
Nov 20	at Was	L	1/0	4	28	7.0	11	0	21	31%
Nov 28	at Phi	W	1/0	0	0	---	--	0	26	37%
Dec 4	Hou	W	1/0	2	16	8.0	9	0	27	47%
Dec 11	Sea	W	1/0	1	8	8.0	8	0	34	58%
Dec 18	at Chi	W	1/1	1	10	10.0	10	0	20	33%
Dec 24	Min	W	1/0	2	20	10.0	13t	1	29	49%
Jan 1	at Det	W	1/0	1	14	14.0	14	0	35	47%
Totals			16/6	30	271	9.0	22	2	604	56%
PLAYOFFS										
Jan 8	NYG	W	1/0	0	0	---	--	0	25	35%
Jan 15	at Dal	W	1/0	1	34	34.0	34t	1	25	37%
Jan 22	at Atl	L	1/0	0	0	---	--	0	17	25%
Totals			3/0	1	34	34.0	34t	1	67	33%

CAREER HIGHLIGHTS (Continued)

2014 - GREEN BAY PACKERS (16/5, 2/0)

- Played in all 16 games as a rookie and totaled 20 catches for 225 yards and 2 TDs. Became the first Packers rookie TE to play in all 16 games since **Bubba Franks** in 2000
- Posted 5 receptions for 48 yards and 1 TD in the playoffs

COLLEGE HIGHLIGHTS

- Appeared in 35 games (11 starts) during his three seasons at California and finished with 59 receptions for 896 yards (15.2 avg.) and 2 TDs. Played tight end for his first two seasons before moving to inside receiver as a junior in 2013

TRANSACTIONS

2014

Drafted by GB in 3rd round (98th overall)

Signed 4-year contract

4/4/18

Agreed to terms with PHI on 1-year contract





2015 GAME-BY-GAME STATISTICS (GB)

				RECEIVING					SNAPS	
Date	Opp		GP/S	Rec	Yds	Avg	Lg	TD	No	Pct
Sep 13	at Chi	W	1/1	3	27	9.0	20	0	37	63%
Sep 20	Sea	W	1/1	3	23	7.7	9	1	46	65%
Sep 28	KC	W	1/1	2	15	7.5	8	0	53	70%
Oct 4	at SF	W	1/1	5	45	9.0	12	1	66	90%
Oct 11	StL	W	1/1	6	45	7.5	18	0	58	94%
Oct 18	SD	W	1/1	2	34	17.0	25	0	45	85%
Nov 1	at Den	L	1/1	2	16	8.0	11	0	51	96%
Nov 8	at Car	L	1/1	5	19	3.8	7	2	67	87%
Nov 15	Det	L	1/1	5	32	6.4	21	1	54	62%
Nov 22	at Min	W	1/1	3	7	2.3	5	0	51	66%
Nov 26	Chi	L	1/1	4	30	7.5	13	0	46	59%
Dec 3	at Det	W	1/0	8	146	18.3	61t	1	34	51%
Dec 13	Dal	W	1/0	1	3	3.0	3t	1	42	48%
Dec 20	at Oak	W	1/0	1	7	7.0	7	0	40	53%
Dec 27	at Ari	L	1/0	1	2	2.0	2	0	48	67%
Jan 3	Min	L	1/1	7	59	8.4	18	1	61	77%
Totals			16/12	58	510	8.8	61t	8	799	70%
PLAYOFFS										
Jan 10	at Was	W	1/1	2	11	5.5	6	0	66	88%
Jan 16	at Ari	L	1/1	5	45	9.0	15	0	58	79%
Totals			2/2	7	56	8.0	15	0	124	84%

2014 GAME-BY-GAME STATISTICS (GB)

				RECEIVING					SNAPS	
Date	Opp		GP/S	Rec	Yds	Avg	Lg	TD	No	Pct
Sep 4	at Sea	L	1/1	0	0	---	--	0	20	32%
Sep 14	NYJ	W	1/1	0	0	---	--	0	34	48%
Sep 21	at Det	L	1/1	0	0	---	--	0	11	21%
Sep 28	at Chi	W	1/1	2	52	26.0	43	0	22	42%
Oct 2	Min	W	1/0	0	0	---	--	0	19	35%
Oct 12	at Mia	W	1/0	0	0	---	--	0	34	43%
Oct 19	Car	W	1/0	1	1	1.0	1	0	32	55%
Oct 26	at NO	L	1/0	4	58	14.5	22	0	34	50%
Nov 9	Chi	W	1/1	2	6	3.0	4	0	52	78%
Nov 16	Phi	W	1/0	1	19	19.0	19	0	44	65%
Nov 23	at Min	W	1/0	1	1	1.0	1t	1	30	46%
Nov 30	NE	W	1/0	2	35	17.5	32t	1	29	40%
Dec 8	Atl	W	1/0	0	0	---	--	0	34	50%
Dec 14	at Buf	L	1/0	0	0	---	--	0	19	27%
Dec 21	at TB	W	1/0	2	13	6.5	8	0	35	47%
Dec 28	Det	W	1/0	5	40	8.0	18	0	31	47%
Totals			16/5	20	225	11.3	43	2	480	46%
PLAYOFFS										
Jan 11	Dal	W	1/0	1	13	13.0	13t	1	21	31%
Jan 18	at Sea	L	1/0	4	35	8.8	12	0	29	42%
Totals			2/0	5	48	9.6	13t	1	50	36%

6-4 | 303  3rd Year

DOB: Oct. 29, 1993 (Age 24)

Corvallis,
OregonCorvallis
High SchoolOregon State
D3-16 (79th overall)
by Philadelphia**BIRDSEED**

Seumalo is the son of Karen and Joe Seumalo and has three brothers (Andrew, Levi and Noah) and one sister (Jessi).

Seumalo prepped at Corvallis (OR) High School, where he was named 5A First-Team All-State as an offensive and defensive lineman in both his junior and senior seasons. He was also an Under Armour and ESPN All-American.

THREE STEP DROP

Favorite sports moment: Hawaii's 2008 Sugar Bowl season

If he could play another sport: Ping pong

First job: Delivering newspapers in his neighborhood. Woke up at 3 a.m. to start his route

Favorite meal: Hawaiian food

Favorite TV show: *It's Always Sunny in Philadelphia*



Originally selected by Philadelphia in the 3rd round (79th overall) of the 2016 NFL Draft, **Isaac Seumalo** (pronounced SAY-u-MAH-low) was an All-Pac-12 honoree at Oregon State. He has played a key reserve role on the Eagles offensive line, appearing in 23 games and making 6 starts at three positions in his first two seasons.


In his first two seasons, Seumalo has played in 23 games while making 6 starts at three different positions.

CAREER HIGHLIGHTS

- Played in a career-high 14 games in 2017, starting 2 games at LG
- Proved to be a key reserve on the offensive line as a rookie in 2016, seeing action in 9 games and starting 4 contests at three different positions (2 at RG, 1 at LG, 1 at RT)
- Made the first start of his career when he opened at RG vs. GB (11/28/16)

COLLEGE HIGHLIGHTS

- Made 37 career starts at Oregon State, opening contests at every position on the offensive line except for left guard
- Sat out the 2014 season recovering from a foot injury, but returned to the field as a redshirt junior in 2015 and went on to start all 12 games for the Beavers (9 at RG, 3 at LT). Prior to the season, was named to the Outland Trophy and Rotary Lombardi Award watch lists and finished the year with All-Pac-12 Honorable Mention and Pac-12 All-Academic First Team honors
- Started 10 games at center and 2 games at RT as a sophomore in 2013, earning Pac-12 All-Conference Second Team honors, while also being named to the Capital One Academic All-District team and the Pac-12 All-Academic First Team





CAREER STATISTICS

			STARTS			OFF SNAPS	
Year	Team	GP/S	LG	RG	RT	No	Pct
2016	Philadelphia	9/4	1	2	1	335	30%
2017	Philadelphia	14/2	2	0	0	284	25%
Totals		23/6	3	2	1	---	---
PLAYOFFS							
2017	Philadelphia	3/0	0	0	0	23	11%
Totals		3/0	0	0	0	---	---



FOOTBALL IS FAMILY

Seumalo's father, Joe, played college football at Hawaii and is currently the defensive line coach at San Jose State. Prior to coaching, Joe played professionally in NFL Europe and the Canadian Football League.

Joe Seumalo and Eagles head coach Doug Pederson were teammates in 1995 with the Rhein Fire.

Seumalo's brother, Andrew, is the defensive line coach at Lafayette (PA) College and played DT for OSU from 2009-2012. Isaac and Andrew teamed up for one season when Isaac was a freshman and Andrew was a senior.

Seumalo's sister, Jessi, played volleyball for the Beavers and is a football recruiting assistant at her alma mater.

COLLEGE HIGHLIGHTS (Continued)

- In 2012, became the first freshman starting center for Oregon State since **Roger Levasa** in 1978. Was just one of two true freshmen in the country to start their team's season opener at center. Earned All-Pac-12 honorable mention and was named Freshman All-America by *Phil Steele* and *CBSSports.com*

TRANSACTIONS

- 2016** Drafted by PHI in 3rd round (79th overall)
Signed 4-year contract



5-10 | 208  **3rd Year**

DOB: Jan. 20, 1994 (Age 24)



West Virginia
D5a-16 (153rd overall)
by Philadelphia



A native of Wilmington, DE, **Wendell Smallwood** was selected by the Eagles in the 5th round (153rd overall) of the 2016 NFL Draft. Smallwood was an All-Big 12 honoree at West Virginia, where he rushed for the 4th-most yards (1,519) in single-season school history as a junior in 2015.

KICKOFF RETURN AVG. NFL PLAYERS (2016-17)

Alvin Kamara	31.5
Marqise Lee	30.3
Cordarrelle Patterson	30.2
Bobby Rainey	28.5
Jordan Todman	28.1
Tyreek Hill	27.4
Wendell Smallwood	27.2

(min. 10 kickoff returns)

MOST RUSHING YARDS WEST VIRGINIA SINGLE-SEASON HISTORY

1,744	Steve Slaton (2006)
1,710	Avon Cobourne (2002)
1,589	Amos Zereoue (1997)
1,519	W. Smallwood (2015)

THREE STEP DROP

First job: Counselor at the YMCA

Favorite quote: "Do you not know that in a race all the runners run, but only one gets the prize? Run in such a way as to get the prize." - Corinthians 9:24

If he could play another sport, what position: Shooting guard, Philadelphia 76ers

Player he models his game after: Marshall Faulk

Three favorite throwback jerseys: Brian Westbrook, Philadelphia Eagles; Michael Vick, Atlanta Falcons; Michael Jordan, North Carolina



CAREER HIGHLIGHTS

2017 - PHILADELPHIA EAGLES (8/3, 0/0)

- Posted a career-high-tying 4 receptions for a career-high 45 yards and recorded his 2nd career rushing TD at LAC (10/1/17)
- Rushed 12 times for a team-high 71 rushing yards (5.9 avg.) vs. NYG (9/24/17), marking the 2nd-highest single-game total of his career (79 yards on 9/25/16 vs. Pit.)

2016 - PHILADELPHIA EAGLES (13/3)

- Registered his first-career kickoff return TD (86 yards) at Was. (10/16/16), becoming the first Eagles rookie RB to do so since **Derrick Witherspoon** on 12/17/95 vs. Arizona (86 yards)
- Smallwood and **Josh Huff** (98-yard TD vs. Min. on 10/23/16) became the first duo in Eagles history and NFL's fifth since 1970 to produce kickoff return TDs in consecutive weeks



CAREER STATISTICS

Year	Team	GP/S	RUSHING					RECEIVING					OFF SNAPS			KICK RETURNS				
			Att	Yds	Avg	Lg	TD	Rec	Yds	Avg	Lg	TD	TYS	No	Pct	Ret	Yds	Avg	Lg	TD
2016	Philadelphia	13/3	77	312	4.1	19	1	6	55	9.2	18	0	367	164	16%	9	261	29.0	86t	1
2017	Philadelphia	8/3	47	174	3.7	26	1	13	103	7.9	24	0	277	172	15%	4	93	23.3	28	0
Totals		21/6	124	486	3.9	26	2	19	158	8.3	24	0	644	---	---	13	354	27.2	86t	1

PLAYOFFS

2017	Philadelphia	0/0	0	0	---	--	0	0	0	---	--	0	0	0	0%	0	0	---	--	0
Totals		0/0	0	0	---	--	0	0	0	---	--	0	0	---	---	0	0	---	--	0

ADDITIONAL STATISTICS

Fumbles/Lost: 1/1 - 2016 (1/1) **Special Teams Tackles:** 2 - 2016 (2)



CAREER HIGHLIGHTS (Continued)

- Rushed for a career-high 79 yards on 17 carries (4.6 avg.) and recorded the first TD of his NFL career vs. Pit. (9/25/16). His 79 rushing yards were the most by an Eagles rookie since **Bryce Brown** on 12/2/12 at Dal. (169 yards)

COLLEGE HIGHLIGHTS

- Appeared in 38 games (22 starts) and finished his three-year college career with 425 carries for 2,462 yards (5.8 avg.) and 12 TDs. Ended his West Virginia career ranked 9th all-time on the school's rushing list
- Compiled 68 career receptions for 618 yards (9.1 avg.), finishing 5th all-time among RBs in school history in both receptions and receiving yards
- In 2015, led the Big 12 in rushing yards with the 4th-highest single-season total in school history (1,519). Was named second-team All-Big 12 by the *Associated Press*

TRANSACTIONS

- 2016** Drafted by PHI in 5th round (153rd overall)
Signed 4-year contract
- 12/12/16** Placed on Injured Reserve (knee)

ALWAYS AN EAGLE

Smallwood grew up a fan of the Philadelphia Eagles in nearby Wilmington, DE. One of his favorite games he attended was the Eagles-Packers playoff game on January 11, 2004, when he witnessed the Eagles' 4th-and-26 conversion that led to a comeback win in overtime.

Smallwood's favorite all-time Eagle was Duce Staley, who now serves as his position coach. "I was star-struck at the combine after meeting him. I even asked for a picture with him."

BIRDSEED

Smallwood, who majored in criminology with a minor in communications at West Virginia, is the son of Nichelle Barber and Wendell Smallwood. Smallwood owns a pit bull named Prince.

Smallwood began playing football as a fullback and guard for the Claymont (DE) Falcons as a 7-year-old. He played his first three high school seasons at Red Lion Christian Academy in Bear, DE, before finishing high school at Eastern Christian Academy in Elkton, MD.



@WSmallwood28



@weetwiththe_wam



2017 GAME-BY-GAME STATISTICS (PHILADELPHIA)

				RUSHING					RECEIVING						SNAPS			KICK RETURNS				
Date	Opp		GP/S	Att	Yds	Avg	Lg	TD	Rec	Yds	Avg	Lg	TD	TYS	No	Pct	Ret	Yds	Avg	Lg	TD	
Sep 10	at Was	W	1/0	4	4	1.0	3	0	1	5	5.0	5	0	9	15	22%	0	0	---	--	0	
Sep 17	at KC	L	1/1	3	4	1.3	8	0	1	-3	-3.0	-3	0	1	14	19%	2	55	27.5	28	0	
Sep 24	NYG	W	1/0	12	71	5.9	20	0	1	9	9.0	9	0	80	43	57%	2	38	19.0	23	0	
Oct 1	at LAC	W	1/1	10	34	3.4	11	1	4	45	11.3	24	0	79	35	44%	0	0	---	--	0	
Oct 8	Ari	W	0/0	INACTIVE (KNEE)																		
Oct 12	at Car	W	0/0	INACTIVE (KNEE)																		
Oct 23	Was	W	1/1	8	25	3.1	9	0	2	14	7.0	8	0	39	24	37%	0	0	---	--	0	
Oct 29	SF	W	1/0	1	5	5.0	5	0	1	9	9.0	9	0	14	13	19%	0	0	---	--	0	
Nov 5	Den	W	1/0	5	25	5.0	26	0	0	0	---	--	0	25	6	9%	0	0	---	--	0	
Nov 19	at Dal	W	0/0	INACTIVE																		
Nov 26	Chi	W	0/0	INACTIVE																		
Dec 3	at Sea	L	0/0	INACTIVE																		
Dec 10	at LAR	W	0/0	INACTIVE																		
Dec 17	at NYG	W	0/0	INACTIVE																		
Dec 25	Oak	W	0/0	INACTIVE																		
Dec 31	Dal	L	1/0	4	6	1.5	5	0	3	24	8.0	12	0	30	22	37%	0	0	---	--	0	
Totals			8/3	47	174	3.7	26	1	13	103	7.9	24	0	277	172	15%	4	93	23.3	28	0	
PLAYOFFS																						
Jan 13	Atl	W	0/0	INACTIVE																		
Jan 21	Min	W	0/0	INACTIVE																		
Feb 4	at NE	W	0/0	INACTIVE																		
Totals			0/0	0	0	---	--	0	0	0	---	--	0	0	0	0%	0	0	---	--	0	

PLAYOFFS

Jan 13	Atl	W	0/0	INACTIVE																	
Jan 21	Min	W	0/0	INACTIVE																	
Feb 4	at NE	W	0/0	INACTIVE																	
Totals			0/0	0	0	---	--	0	0	0	---	--	0	0	0	0%	0	0	---	--	0

2016 GAME-BY-GAME STATISTICS (PHILADELPHIA)

				RUSHING					RECEIVING					SNAPS			KICK RETURNS				
Date	Opp		GP/S	Att	Yds	Avg	Lg	TD	Rec	Yds	Avg	Lg	TD	TYS	No	Pct	Ret	Yds	Avg	Lg	TD
Sep 11	Cle	W	1/0	1	1	1.0	1	0	0	0	---	--	0	1	2	3%	1	23	23.0	23	0
Sep 19	at Chi	W	1/0	2	16	8.0	11	0	0	0	---	--	0	16	5	7%	1	30	30.0	30	0
Sep 25	Pit	W	1/0	17	79	4.6	14	1	0	0	---	--	0	79	24	37%	0	0	---	--	0
Oct 9	at Det	L	1/0	0	0	---	--	0	0	0	---	--	0	0	1	2%	0	0	---	--	0
Oct 16	at Was	L	1/0	4	6	1.5	7	0	1	14	14.0	14	0	20	10	19%	1	86	86.0	86t	1
Oct 23	Min	W	1/0	4	13	3.3	4	0	0	0	---	--	0	13	5	9%	0	0	---	--	0
Oct 30	at Dal	L	1/0	1	-5	-5.0	-5	0	0	0	---	--	0	-5	1	1%	0	0	---	--	0
Nov 6	at NYG	L	1/0	2	25	12.5	19	0	0	0	---	--	0	25	4	5%	2	50	25.0	26	0
Nov 13	Atl	W	1/0	13	70	5.4	19	0	0	0	---	--	0	70	19	24%	2	32	16.0	17	0
Nov 20	at Sea	L	1/0	13	48	3.7	18	0	4	31	7.8	18	0	79	38	48%	0	0	---	--	0
Nov 28	GB	L	1/1	9	37	4.1	9	0	1	10	10.0	10	0	47	22	37%	0	0	---	--	0
Dec 4	at Cin	L	1/1	8	19	2.4	9	0	0	0	---	--	0	19	24	30%	1	13	13.0	13	0
Dec 11	Was	L	1/1	3	3	1.0	5	0	0	0	---	--	0	3	9	12%	1	27	27.0	27	0
PLACED ON INJURED RESERVE (KNEE) ON 12/12/16																					
Totals			13/3	77	312	4.1	19	1	6	55	9.2	18	0	367	164	16%	9	261	29.0	86t	1



5-6 | 190  **14th Year**

DOB: June 20, 1983 (Age 35)

**Olathe,
Kansas**

**Olathe North
High School**



Kansas State
D4-05 (130th overall)
by San Diego
Acquired: T-N0-14




2017



One of the most versatile weapons in the NFL, **Darren Sproles** was originally acquired by the Eagles in a trade with the Saints in 2014. The three-time Pro Bowler is the only player in NFL history to record 30+ receiving TDs (30), 20+ rushing TDs (22), 1+ kickoff return TD (2) and 1+ punt return TD (7). Sproles also leads all active players and ranks 8th all-time with 19,155 career all-purpose yards.

MOST CAREER ALL-PURPOSE YARDS


NFL HISTORY



**JERRY
RICE**
23,546




**BRIAN
MITCHELL**
23,330



**WALTER
PAYTON**
21,803



**EMMITT
SMITH**
21,564



**TIM
BROWN**
19,682



**MARSHALL
FAULK**
19,190



**STEVE
SMITH SR.**
19,180



**DARREN
SPROLES**
19,155

THREE STEP DROP

If he could play another sport,
what position/team: **Point
guard, Chicago Bulls**

Talent he'd most like to have:
Ability to play drums

If he could be any superhero: **Batman**

Actor that would play him in a movie:
Omar Epps

Left starstruck: **Meeting Michael Jordan
at NBA All-Star Weekend in Houston**

Favorite hobby: **Golfing**

Favorite meal: **Grandma's fried chicken**

Favorite TV show: **The Wire**

First job: **Working on the assembly line
at Culligan Water**

Three favorite throwback jerseys:
**LaDainian Tomlinson, San Diego Chargers;
Steve Atwater, Denver Broncos;
Marshall Faulk, St. Louis Rams**

**Sproles is the
only player in NFL
history with ...**

**30+ receiving TDs
20+ rushing TDs
1+ kickoff return TD
1+ punt return TD**



CAREER STATISTICS

			RUSHING					RECEIVING						OFF SNAPS			PUNT RETURNS						KICKOFF RETURNS				
Year	Team	GP/S	Att	Yds	Avg	Lg	TD	Rec	Yds	Avg	Lg	TD	TYS	No	Pct	Ret	FC	Yds	Avg	Lg	TD	Ret	Yds	Avg	Lg	TD	
2005	SD	15/0	8	50	6.3	21	0	3	10	3.3	6	0	60	N/A	N/A	18	5	108	6.0	23	0	63	1528	24.3	58	0	
2006	SD	0/0	PLACED ON INJURED RESERVE (ANKLE) ON 8/31/06																								
2007	SD	15/0	37	164	4.4	34	2	10	31	3.1	14	0	195	N/A	N/A	24	2	229	9.5	45t	1	37	1008	27.2	89t	1	
2008	SD	16/0	61	330	5.4	37	1	29	342	11.8	66t	5	672	N/A	N/A	22	12	249	11.3	43	0	53	1376	26.0	103t	1	
2009	SD	16/2	93	343	3.7	21	3	45	497	11.0	81t	4	840	N/A	N/A	26	12	183	7.0	77t	1	54	1300	24.1	66	0	
2010	SD	16/3	50	267	5.3	34	0	59	520	8.8	57t	2	787	N/A	N/A	24	11	166	6.9	16	0	51	1257	24.6	45	0	
2011	NO	16/4	87	603	6.9	36	2	86	710	8.3	39	7	1313	N/A	N/A	29	19	294	10.1	72t	1	40	1089	27.2	92	0	
2012	NO	13/6	48	244	5.1	47	1	75	667	8.9	44	7	911	444	40%	23	14	183	8.0	37	0	18	483	26.8	48	0	
2013	NO	15/4	53	220	4.2	38	2	71	604	8.5	48	2	824	357	32%	29	21	194	6.7	28	0	12	225	21.3	32	0	
2014	Phi	15/0	57	329	5.8	49t	6	40	387	9.7	57	0	716	337	29%	39	16	506	13.0	82t	2	1	15	15.0	15	0	
2015	Phi	16/4	83	317	3.8	27	3	55	388	7.1	35t	1	705	394	34%	38	18	446	11.7	89t	2	1	20	20.0	20	0	
2016	Phi	15/5	94	438	4.7	25t	2	52	427	8.2	73t	2	865	511	45%	17	13	224	13.2	66	0	1	19	19.0	19	0	
2017	Phi	3/0	15	61	4.1	12	0	7	73	10.4	16	0	134	88	8%	1	5	10	10.0	10	0	0	0	---	--	0	
Totals		171/28	686	3366	4.9	49t	22	532	4656	8.8	81t	30	8022	---	---	290	148	2792	9.6	89t	7	331	8350	25.2	103t	2	

PLAYOFFS

2006	SD	0/0	PLACED ON INJURED RESERVE (ANKLE) ON 8/31/06																								
2007	SD	3/0	4	35	8.8	26	0	3	61	20.3	56t	1	96	N/A	N/A	5	2	28	5.6	13	0	10	223	22.3	30	0	
2008	SD	2/1	33	120	3.6	22t	2	10	136	13.6	62t	1	256	N/A	N/A	5	0	76	15.2	28	0	9	270	30.0	63	0	
2009	SD	1/0	3	33	11.0	22	0	3	30	10.0	19	0	63	N/A	N/A	2	1	3	1.5	3	0	2	44	22.0	27	0	
2011	NO	2/2	13	54	4.2	17t	2	19	152	8.0	44t	1	206	N/A	N/A	5	2	33	6.6	13	0	4	92	23.0	28	0	
2013	NO	2/0	7	31	4.4	13	0	9	63	7.0	14	0	94	62	42%	3	2	31	10.3	14	0	6	141	23.5	39	0	
2017	Phi	0/0	PLACED ON INJURED RESERVE (KNEE) ON 9/25/17																								
Totals		10/3	60	273	4.6	26	4	44	442	10.0	62t	3	715	-	-	20	7	171	8.6	28	0	31	770	24.8	63	0	

ADDITIONAL STATISTICS

Fumbles/Lost: 21/12 - 2017 (1/1); 2016 (1/0); 2015 (2/0); 2014 (2/1); 2013 (2/2); 2010 (3/3); 2009 (3/1); 2008 (3/2); 2007 (1/0); 2005 (3/2)

CAREER HIGHS

Rush Attempts	25	12/16/07 vs. Det.
Rushing Yards	122	12/16/07 vs. Det.
Rushing Long	49t	9/7/14 vs. Jax.
Rushing TDs	2	4x, last: 1/7/12 vs. Det. (WC)
Receptions	15	1/14/12 at SF (Div.)
Receiving Yards	152	9/15/14 at Ind.
Receiving Long	81t	9/20/09 vs. Bal.
Receiving TDs	2	12/4/08 vs. Oak.
Scrimmage Yards	178	9/15/14 at Ind.
Kickoff Returns	8	10/26/08 at NO
Kickoff Return Yards	201	10/26/08 at NO
Kickoff Return Long	103t	9/14/08 at Den.
Punt Returns	7	11/15/15 vs. Mia.
Punt Return Yards	115	12/6/15 at NE
Punt Return Long	89t	9/27/15 at NYJ
All-Purpose Yards	278	9/20/09 vs. Bal.





2017 GAME-BY-GAME STATISTICS (PHILADELPHIA)

				RUSHING					RECEIVING					SNAPS			PUNT RETURNS						KICKOFF RETURNS				
Date	Opp		GP/S	Att	Yds	Avg	Lg	TD	Rec	Yds	Avg	Lg	TD	TYS	No	Pct	Ret	FC	Yds	Avg	Lg	TD	Ret	Yds	Avg	Lg	TD
Sep 10	at Was	W	1/0	2	2	1.0	2	0	5	43	8.6	15	0	45	33	49%	0	2	0	---	--	0	0	0	---	--	0
Sep 17	at KC	L	1/0	10	48	4.8	12	0	2	30	15.0	16	0	78	50	69%	1	2	10	10.0	10	0	0	0	---	--	0
Sep 24	NYG	W	1/0	3	11	3.7	11	0	0	0	---	--	0	11	5	7%	0	1	0	---	--	0	0	0	---	--	0
PLACED ON INJURED RESERVE (KNEE) ON 9/25/17																											
Totals			3/0	15	61	4.1	12	0	7	73	10.4	16	0	134	88	8%	1	5	10	10.0	10	0	0	0	---	--	0



CAREER HIGHLIGHTS

- Is the only player in NFL history with 30+ receiving TDs (30), 20+ rushing TDs (22), 1+ kickoff return TD (2) and 1+ punt return TD (7). Overall, is one of just eight players to post 30+ receiving TDs and 20+ rushing TDs (last done so by Eagles Hall of Famer **Brian Westbrook**, 2001-10)
- Leads all active NFL players and ranks 8th all-time with 19,155 career all-purpose yards, behind **Jerry Rice** (23,546, 1985-2004), **Brian Mitchell** (23,330, 1990-2003), **Walter Payton** (21,803, 1975-87), **Emmitt Smith** (21,564, 1990-2004), **Tim Brown** (19,682, 1988-2004), **Marshall Faulk** (19,190, 1994-2005) and **Steve Smith Sr.** (19,180, 2001-16)
- Is one of just two players in NFL history to record 500+ receptions (532), 500+ rush attempts (686) and 500+ kickoff and punt returns (621), joining **Eric Metcalf** (1989-2002)
- His 9 career return TDs (7 punt returns, 2 kickoff returns) are tied for the 6th-most in NFL history, behind **Devin Hester** (19, 2006-present), **Brian Mitchell** (13, 1990-2003), **Dante Hall** (12, 2000-08), **Eric Metcalf** (12, 1989-2002) and **Josh Cribbs** (11, 2005-14)



MOTHER KNOWS BEST

Sproles credits his late mother, Annette, for helping him become the person he is today. Annette bravely fought cancer for five years after being diagnosed in 2000. Even though Sproles was recruited by several schools to play football, he chose to attend Kansas State to be close to his mother.

"I wanted to be near her for my family. I wanted it to be easy for her to see my games if she wanted to go. She was a true fighter. I miss her every day."

When Annette passed away in 2004, Sproles honored a promise to his mother to return to school his senior year to complete his degree in criminal justice. "My mom is my hero. She kept me focused on the right things."

SPROLES EMPOWERED YOUTH

The **Sproles Empowered Youth Foundation** is a non-profit organization founded in 2011 that is designed to benefit underserved youth and empower teen boys and girls with life skills that will encourage them to become successful and responsible adults. For more information on Sproles Empowered Youth, please visit SprolesEmpoweredYouth.org.





2016 GAME-BY-GAME STATISTICS (PHILADELPHIA)

				RUSHING					RECEIVING								SNAPS			PUNT RETURNS						KICKOFF RETURNS				
Date	Opp		GP/S	Att	Yds	Avg	Lg	TD	Rec	Yds	Avg	Lg	TD	TYS	No	Pct	Ret	FC	Yds	Avg	Lg	TD	Ret	Yds	Avg	Lg	TD			
Sep 11	Cle	W	1/1	5	12	2.4	6	0	2	24	12.0	15	0	36	38	49%	4	1	59	14.8	40	0	1	19	19.0	19	0			
Sep 19	at Chi	W	1/1	12	40	3.3	14	0	2	8	4.0	6	0	48	41	57%	0	3	0	---	--	0	0	0	---	--	0			
Sep 25	Pit	W	1/0	2	-1	-0.5	0	0	6	128	21.3	73t	1	127	24	48%	2	0	16	8.0	14	0	0	0	---	--	0			
Oct 9	at Det	L	1/0	5	45	9.0	15	0	4	23	5.8	11	0	68	34	56%	1	0	6	6.0	6	0	0	0	---	--	0			
Oct 16	at Was	L	1/0	4	20	5.0	11	0	1	4	4.0	4	0	24	23	44%	3	0	31	10.3	14	0	0	0	---	--	0			
Oct 23	Min	W	1/0	3	26	8.7	17	0	2	23	11.5	19	0	49	26	45%	0	1	0	---	--	0	0	0	---	--	0			
Oct 30	at Dal	L	1/0	15	86	5.7	19	0	5	17	3.4	12	0	103	63	81%	2	1	9	4.5	9	0	0	0	---	--	0			
Nov 6	at NYG	L	1/1	13	57	4.4	17	0	3	14	4.7	6	0	71	60	80%	2	1	76	38.0	66	0	0	0	---	--	0			
Nov 13	Atl	W	1/0	2	19	9.5	11	0	8	57	7.1	12	0	76	31	39%	0	3	0	---	--	0	0	0	---	--	0			
Nov 20	at Sea	L	1/1	2	15	7.5	8	0	1	6	6.0	6	0	21	10	13%	1	1	15	15.0	15	0	0	0	---	--	0			
Nov 28	GB	L	1/0	3	6	2.0	3	0	5	48	9.6	17	0	54	31	53%	0	0	0	---	--	0	0	0	---	--	0			
Dec 4	at Cin	L	1/0	7	14	2.0	5	1	6	35	5.8	8	0	49	44	55%	1	0	7	7.0	7	0	0	0	---	--	0			
Dec 11	Was	L	1/0	5	27	5.4	8	0	2	13	6.5	9	1	40	30	38%	1	0	5	5.0	5	0	0	0	---	--	0			
Dec 18	at Bal	L	0/0	INACTIVE (CONCUSSION)																										
Dec 22	NYG	W	1/0	7	40	5.7	25t	1	2	23	11.5	17	0	63	27	48%	0	1	0	---	--	0	0	0	---	--	0			
Jan 1	Dal	W	1/1	9	32	3.6	11	0	3	4	1.3	11	0	36	29	38%	0	1	0	---	--	0	0	0	---	--	0			
Totals			15/5	94	438	4.7	25t	2	52	427	8.2	73t	2	865	511	45%	17	13	224	13.2	66	0	1	19	19.0	19	0			

100+ YARD RUSHING GAMES (3)

Date	Opponent	Yds	Att	TDs
12/16/07	vs. Detroit Lions (W, 51-14)	122	25	2
12/28/08	vs. Denver Broncos (W, 52-21)	115	14	1
1/3/09	vs. Indianapolis (WC) (W, 23-17)	105	22	2

100+ YARD RECEIVING GAMES (7)

Date	Opponent	Yds	Rec	TDs
9/15/14	at Indianapolis Colts (W, 30-27)	152	7	0
9/25/16	vs. Pittsburgh Steelers (W, 34-3)	128	6	1
9/16/12	at Carolina Panthers (L, 27-35)	128	13	0
9/20/09	vs. Baltimore Ravens (L, 26-31)	124	7	1
1/14/12	at San Francisco (Div.) (L, 32-36)	118	15	1
9/30/13	vs. Miami Dolphins (W, 38-17)	114	7	1
12/23/12	at Dallas Cowboys (W, 34-31)	104	7	0

CAREER HIGHLIGHTS (Continued)

- Is tied for the 7th-most punt return TDs (7) in NFL history, behind **Devin Hester** (14, 2006-16), **Eric Metcalf** (10, 1989-2002), **Brian Mitchell** (9, 1993-2003), **Jack Christiansen** (8, 1951-58), **Desmond Howard** (8, 1992-2002) and **Rick Upchurch** (8, 1975-83)
- Is tied with **DeSean Jackson** (2008-13) for the most punt return TDs (4) in Eagles history
- Ranks 7th in NFL history with 11,142 combined kickoff and punt return yards, trailing only **Brian Mitchell** (19,013, 1990-2003), **Allen Rossum** (15,003, 1998-2009), **Josh Cribbs** (13,488, 2005-14), **Mel Gray** (13,003, 1986-97), **Glyn Milburn** (12,772, 1993-2001) and **Dante Hall** (12,397, 2000-08)
- Is one of just four players in NFL history to record a rushing TD and punt return TD in the same game multiple times, joining **Gale Sayers** (12/3/67 and 12/12/65), **Curly Oden** (1926) and **Ockie Anderson** (1921)

HIGH SCHOOL STANDOUT

Sproles was a two-time all-state, all-metro and all-league selection at Olathe High School, where he finished his career with 79 TDs and 5,230 rushing yards. As a senior, he was named Kansas Player of the Year by *USA Today* and earned a spot in the Kansas Hall of Fame after helping lead the school to its fourth state championship in five years.

BIRDSEED

Sproles is the son of Larry and Annette Sproles. He also has a younger brother, Terrance. Sproles and his wife, Michel, have two daughters: Devyn and Rhyann. Sproles' father, Larry, played at MidAmerica Nazarene University. "My dad had the same build as me, same type of player. He was shift, quick and did a lot of things just like me."



2015 GAME-BY-GAME STATISTICS (PHILADELPHIA)

				RUSHING					RECEIVING								SNAPS			PUNT RETURNS						KICKOFF RETURNS				
Date	Opp		GP/S	Att	Yds	Avg	Lg	TD	Rec	Yds	Avg	Lg	TD	TYS	No	Pct	Ret	FC	Yds	Avg	Lg	TD	Ret	Yds	Avg	Lg	TD			
Sep 14	at Atl	L	1/0	5	50	10.0	27	0	7	76	10.9	24	0	126	25	34%	3	0	25	8.3	15	0	0	0	---	--	0			
Sep 20	Dal	L	1/0	1	-4	-4.0	-4	0	4	23	5.8	11	0	19	16	26%	2	2	20	10.0	15	0	0	0	---	--	0			
Sep 27	at NYJ	W	1/1	11	17	1.5	12	1	4	19	4.8	9	0	36	33	45%	3	2	89	29.7	89t	1	0	0	---	--	0			
Oct 4	at Was	L	1/1	4	17	4.3	11	0	0	0	--	--	0	17	22	39%	1	2	45	45.0	45	0	0	0	---	--	0			
Oct 11	NO	W	1/0	5	27	5.4	14	0	1	10	10.0	10	0	37	25	30%	0	1	0	---	--	0	0	0	---	--	0			
Oct 19	NYG	W	1/1	2	4	2.0	4	0	1	3	3.0	3	0	7	24	31%	4	1	25	6.3	13	0	0	0	---	--	0			
Oct 25	at Car	L	1/0	3	9	3.0	6	0	5	31	6.2	9	0	40	28	34%	1	2	2	2.0	2	0	0	0	---	--	0			
Nov 8	at Dal	W	1/0	5	23	4.6	8	0	2	3	1.5	7	0	26	22	30%	0	3	0	---	--	0	0	0	---	--	0			
Nov 15	Mia	L	1/0	3	0	0.0	2	0	5	34	6.8	10	0	34	17	18%	7	0	57	8.1	16	0	1	20	20.0	20	0			
Nov 22	TB	L	1/0	6	21	3.5	7	0	3	38	12.7	35t	1	59	29	41%	2	0	6	3.0	7	0	0	0	---	--	0			
Nov 26	at Det	L	1/0	2	4	2.0	5	0	4	21	5.3	16	0	25	19	32%	2	2	3	1.5	5	0	0	0	---	--	0			
Dec 6	at NE	W	1/1	15	66	4.4	13	0	4	34	8.5	16	0	100	35	57%	5	0	115	23.0	83t	1	0	0	---	--	0			
Dec 13	Buf	W	1/0	7	41	5.9	15	1	2	4	2.0	3	0	44	27	35%	4	1	47	11.8	28	0	0	0	---	--	0			
Dec 20	Ari	L	1/0	6	9	1.5	3	0	3	16	5.3	6	0	25	30	47%	2	1	12	6.0	6	0	0	0	---	--	0			
Dec 26	Was	L	1/0	5	9	1.8	8	0	7	56	8.0	14	0	65	31	38%	2	1	0	0.0	0	0	0	0	---	--	0			
Jan 3	at NYG	W	1/0	3	24	8.0	13	1	3	20	6.7	14	0	44	11	17%	0	0	0	---	--	0	0	0	---	--	0			
Totals			16/4	83	317	3.8	27	3	55	388	7.1	35t	1	705	394	34%	38	18	446	11.7	89t	2	1	20	20.0	20	0			



CAREER HIGHLIGHTS (Continued)

2017 - PHILADELPHIA EAGLES (3/0, 0/0)

- Totaled 15 carries for 61 yards (4.1 avg.), 7 receptions for 73 yards (10.4 avg.) and 1 punt return for 10 yards in 3 games. Sustained a season-ending knee injury vs. NYG (9/24/17)

2016 - PHILADELPHIA EAGLES (15/5)

- Led the Eagles in all-purpose yards (1,108) and scrimmage yards (865) and was selected to the **Pro Bowl** for the third consecutive season. Paced all team RBs in receptions (52), receiving yards (427), receiving TDs (2) and rushing average (4.7) (min. 50 attempts)
- Ranked 3rd in the NFL in punt return average (13.2), trailing only **Tyreek Hill** (15.2) and **Marcus Sherels** (13.9) (min. 15 punt returns)
- Caught a 73-yard TD in the 34-3 win vs. Pit. (9/25/16), marking the 2nd-longest receiving TD of his career and the longest by an Eagles RB since **Herschel Walker** on 9/4/94 at NYG (93 yards)

2015 - PHILADELPHIA EAGLES (16/4)

- Garnered **Pro Bowl** honors as a return specialist for the second straight year after leading the NFL in punt return yards (446) and punt return TDs (2) and ranking 2nd in punt return average (11.7)
- Named **NFC Special Teams Player of the Week** after posting an 89-yard punt return TD at NYJ (9/27/15). His 89-yard punt return TD was the 2nd-longest in team history, trailing only **Damaris Johnson** (98 yards on 12/2/12 at Dallas)

MULTI-TOUCHDOWN GAMES (14)

Date	Opponent	Rush	Rec	Ret	Total
12/25/09	at Ten. (W, 42-17) (WC)	2	1	0	3
9/27/15	at NYJ (W, 24-17)	1	0	1	2
11/10/14	vs. Car. (W, 45-21)	1	0	1	2
11/10/13	vs. Dal. (W, 49-17)	1	1	0	2
9/30/13	vs. Mia. (W, 38-17)	1	1	0	2
12/9/12	at NYG (L, 27-52)	1	1	0	2
1/7/12	vs. Det. (WC) (W, 45-28)	2	0	0	2
10/23/11	vs. Ind. (W, 62-7)	1	1	0	2
1/3/09	vs. Ind. (WC) (W, 23-17)	2	0	0	2
12/28/08	vs. Den. (W, 52-21)	1	1	0	2
12/4/08	vs. Oak. (W, 34-7)	0	2	0	2
9/14/08	at Den. (L, 38-39)	0	1	1	2
12/16/07	vs. Det. (W, 51-14)	2	0	0	2
11/11/07	vs. Ind. (W, 23-21)	0	0	2	2



2014 GAME-BY-GAME STATISTICS (PHILADELPHIA)

				RUSHING					RECEIVING								SNAPS			PUNT RETURNS						KICKOFF RETURNS				
Date	Opp		GP/S	Att	Yds	Avg	Lg	TD	Rec	Yds	Avg	Lg	TD	TYS	No	Pct	Ret	FC	Yds	Avg	Lg	TD	Ret	Yds	Avg	Lg	TD			
Sep 7	Jax	W	1/0	11	71	6.5	49t	1	4	14	3.5	8	0	85	33	38%	4	2	62	15.5	22	0	0	0	---	--	0			
Sep 15	at Ind	W	1/0	4	26	6.5	19t	1	7	152	21.7	57	0	178	25	37%	4	0	25	6.3	8	0	0	0	---	--	0			
Sep 21	Was	W	1/0	2	20	10.0	18	0	3	30	10.0	22	0	50	21	29%	2	0	27	13.5	18	0	0	0	---	--	0			
Sep 28	at SF	L	1/0	1	4	4.0	4	0	2	2	1.0	6	0	6	16	27%	3	1	86	28.7	82t	1	0	0	---	--	0			
Oct 5	StL	W	1/0	7	51	7.3	25	0	0	0	---	--	0	51	20	27%	1	0	23	23.0	23	0	1	15	15.0	15	0			
Oct 12	NYG	W	1/0	7	39	5.6	15t	1	0	0	---	--	0	39	24	33%	4	2	57	14.3	43	0	0	0	---	--	0			
Oct 26	at Ari	L	0/0	INACTIVE (KNEE)																										
Nov 2	at Hou	W	1/0	3	17	5.7	7	0	4	46	11.5	24	0	63	19	23%	2	3	27	13.5	18	0	0	0	---	--	0			
Nov 10	Car	W	1/0	1	8	8.0	8t	1	1	13	13.0	13	0	21	9	15%	3	2	85	28.3	65t	1	0	0	---	--	0			
Nov 16	at GB	L	1/0	2	21	10.5	13	0	2	23	11.5	16	0	44	28	36%	1	0	6	6.0	6	0	0	0	---	--	0			
Nov 23	Ten	W	1/0	6	25	4.2	13	1	3	14	4.7	10	0	39	23	26%	6	0	50	8.3	13	0	0	0	---	--	0			
Nov 27	at Dal	W	1/0	1	13	13.0	13	0	3	19	6.3	9	0	32	18	23%	3	2	32	10.7	12	0	0	0	---	--	0			
Dec 7	Sea	L	1/0	4	0	0.0	6	0	0	0	---	--	0	0	13	28%	1	0	0	0.0	0	0	0	0	---	--	0			
Dec 14	Dal	L	1/0	3	5	1.7	3	1	2	8	4.0	11	0	13	19	35%	1	2	1	1.0	1	0	0	0	---	--	0			
Dec 20	at Was	L	1/0	4	24	6.0	12	0	6	43	7.2	18	0	67	46	51%	2	0	10	5.0	6	0	0	0	---	--	0			
Dec 28	at NYG	W	1/0	1	5	5.0	5	0	3	23	7.7	10	0	28	23	32%	2	2	15	7.5	13	0	0	0	---	--	0			
Totals			15/0	57	329	5.8	49t	6	40	387	9.7	57	0	716	337	29%	39	16	506	13.0	82t	2	1	15	15.0	15	0			



CAREER HIGHLIGHTS (Continued)

2014 - PHILADELPHIA EAGLES (15/0)

- Earned second-team **All-Pro** honors from the *Associated Press* and was selected to his first career **Pro Bowl** after leading the NFL in punt return average (13.0), punt return yards (506) and punt return TDs (2, tied)
- Selected as **NFC Special Teams Player of the Week** after scoring via rush (8 yards) and punt return (65 yards) in the same game vs. Car. (11/10/14)
- Named **NFC Special Teams Player of the Week** after posting a career-long 82-yard punt return TD at SF (9/28/14)
- Received **NFC Offensive Player of the Week** accolades after setting career highs in receiving yards (152) and scrimmage yards (178) at Ind. (9/15/14). Also notched 2 receptions of 50+ yards and a 19-yard rushing TD

2013 - NEW ORLEANS SAINTS (15/4, 2/0)

- Rushed for 220 yards and 2 TDs on 53 attempts (4.2 avg.) and caught 71 passes for 604 yards and 2 TDs

2012 - NEW ORLEANS SAINTS (13/6)

- Led all NFL RBs in receptions (75), receiving yards (667) and receiving TDs (7)

2011 - NEW ORLEANS SAINTS (16/4, 2/2)

- Set an NFL single-game postseason record with 15 catches in the Divisional Round at SF (1/14/12)
- Produced an NFL-record 2,696 all-purpose yards (1,383 returning, 710 receiving, 603 rushing)

RETURN TOUCHDOWNS (9)

Date	Opponent	Yds	Return
9/14/08	at Denver Broncos (L, 23-34)	103	KR
9/27/15	at New York Jets (W, 24-17)	89	PR
11/11/07	vs. Indianapolis Colts (W, 23-21)	89	KR
12/6/15	at New England Patriots (W, 35-28)	83	PR
9/28/14	at San Francisco 49ers (L, 21-26)	82	PR
10/19/09	vs. Denver Broncos (L, 38-39)	77	PR
9/8/11	at Green Bay Packers (L, 34-42)	72	PR
11/10/14	vs. Carolina Panthers (W, 45-21)	65	PR
11/11/07	vs. Indianapolis Colts (W, 23-21)	45	PR



2013 GAME-BY-GAME STATISTICS (NEW ORLEANS)

				RUSHING					RECEIVING					SNAPS			PUNT RETURNS						KICKOFF RETURNS				
Date	Opp		GP/S	Att	Yds	Avg	Lg	TD	Rec	Yds	Avg	Lg	TD	TYS	No	Pct	Ret	FC	Yds	Avg	Lg	TD	Ret	Yds	Avg	Lg	TD
Sep 8	Atl	W	1/0	8	22	2.8	5	0	6	88	14.7	32	0	110	31	45%	4	0	7	1.8	5	0	1	23	23.0	23	0
Sep 15	at TB	W	1/1	7	26	3.7	6	0	6	36	6.0	8	0	62	35	48%	1	2	-2	-2.0	-2	0	1	23	23.0	23	0
Sep 22	Ari	W	1/1	3	17	5.7	15	0	4	39	9.8	13	0	56	33	44%	3	2	53	17.7	28	0	0	0	---	--	0
Sep 30	Mia	W	1/0	4	28	7.0	18	1	7	114	16.3	48	1	142	31	46%	3	0	44	14.7	18	0	2	36	18.0	24	0
Oct 6	at Chi	W	1/0	3	10	3.3	5	0	3	31	10.3	19	0	41	15	23%	1	1	2	2.0	2	0	2	38	19.0	19	0
Oct 13	at NE	L	1/1	5	15	3.0	6	0	6	58	9.7	19	0	73	28	43%	3	1	20	6.7	9	0	2	41	20.5	21	0
Oct 27	Buf	W	1/0	0	0	---	--	0	4	0	0.0	7	0	0	16	23%	1	2	0	0.0	0	0	2	51	25.5	32	0
Nov 3	at NYJ	L	1/1	0	0	---	--	0	1	2	2.0	2	0	2	2	3%	0	0	0	---	--	0	0	0	---	--	0
Nov 10	Dal	W	1/0	5	12	2.4	5	1	7	76	10.9	28	1	88	29	35%	4	3	18	4.5	12	0	0	0	---	--	0
Nov 17	SF	W	1/0	3	16	5.3	7	0	4	19	4.8	8	0	35	21	30%	1	3	5	5.0	5	0	0	0	---	--	0
Nov 21	at Atl	W	0/0	INACTIVE (ANKLE)																							
Dec 2	at Sea	L	1/0	3	11	3.7	7	0	7	32	4.6	10	0	43	19	32%	1	0	0	0.0	0	0	0	0	---	--	0
Dec 8	Car	W	1/0	1	38	38.0	38	0	3	23	7.7	20	0	61	15	23%	2	1	17	8.5	17	0	0	0	---	--	0
Dec 15	at StL	L	1/0	7	24	3.4	11	0	8	38	4.8	13	0	62	43	50%	0	2	0	---	--	0	0	0	---	--	0
Dec 22	at Car	L	1/0	1	2	2.0	2	0	3	18	6.0	8	0	20	24	30%	4	1	30	7.5	11	0	1	21	21.0	21	0
Dec 29	TB	W	1/0	3	-1	-0.3	5	0	2	30	15.0	24	0	29	15	24%	1	3	0	0.0	0	0	1	22	22.0	22	0
Totals			15/4	53	220	4.2	38	2	71	604	8.5	48	2	824	357	32%	29	21	194	6.7	28	0	12	255	21.3	32	0
PLAYOFFS																											
Jan 4	at Phi	W	1/0	4	29	7.3	13	0	4	31	7.8	9	0	60	29	40%	3	0	31	10.3	14	0	4	98	24.5	39	0
Jan 11	at Sea	L	1/0	3	2	0.7	1	0	5	32	6.4	14	0	34	33	43%	0	2	0	---	--	0	2	43	21.5	25	0
Totals			2/0	7	31	4.4	13	0	9	63	7.0	14	0	94	62	42%	3	2	31	10.3	14	0	6	141	23.5	39	0

PLAYOFFS

Jan 4	at Phi	W	1/0	4	29	7.3	13	0	4	31	7.8	9	0	60	29	40%	3	0	31	10.3	14	0	4	98	24.5	39	0
Jan 11	at Sea	L	1/0	3	2	0.7	1	0	5	32	6.4	14	0	34	33	43%	0	2	0	---	--	0	2	43	21.5	25	0
Totals			2/0	7	31	4.4	13	0	9	63	7.0	14	0	94	62	42%	3	2	31	10.3	14	0	6	141	23.5	39	0

CAREER HIGHLIGHTS (Continued)

2010 - SAN DIEGO CHARGERS (16/3)

- Rushed 50 times for 267 yards (5.3 avg.) and caught 59 passes for 520 yards and 2 TDs. Also added 1,257 yards on 51 kickoff returns (24.6 avg.)

2009 - SAN DIEGO CHARGERS (16/2, 1/0)

- Totaled 278 all-purpose yards vs. Bal. (9/20/09), including a career-long 81-yard TD reception

2008 - SAN DIEGO CHARGERS (16/0, 2/1)

- Posted 328 all-purpose yards in the Wild Card game vs. Ind. (1/3/09). His 328 all-purpose yards were the 3rd-most ever recorded in an NFL playoff game
- Garnered **AFC Special Teams Player of the Month** honors for the month of September. Recorded a 67-yard kickoff return TD at Oak. (9/28/08) and a career-long 103-yard kickoff return TD at Den. (9/14/08)

2007 - SAN DIEGO CHARGERS (15/0, 3/0)

- Named **AFC Special Teams Player of the Week** after becoming the 9th player in NFL history to score a kickoff return TD and a punt return TD in the same game in the win vs. Ind. (11/11/07)

COLLEGE HIGHLIGHTS

- Set 23 school records at Kansas State, gaining 4,979 rushing yards with 80 TDs, 609 receiving yards with 2 TDs, 846 kickoff return yards and 378 punt return yards with 1 TD
- Led the nation and set the school record with 1,986 rushing yards and 2,735 all-purpose yards as a junior in 2003. Was a unanimous all-conference selection and finished 5th in the Heisman Trophy voting

TRANSACTIONS

2005

Drafted by SD in 4th round (130th overall)
Signed 4-year contract

8/31/06

Placed on Injured Reserve (ankle)

4/28/09

Signed by SD to 1-year contract

3/4/10

Signed by SD to 1-year contract

7/29/11

Signed by NO to 4-year contract

3/13/14

Traded from NO to PHI for 2014 5th-round pick

3/14/14

Signed by PHI to 2-year contract extension through 2016

7/29/16

Signed by PHI to 1-year contract extension through 2017

9/25/17

Placed on Injured Reserve (knee)

4/28/18

Agreed to terms on 1-year contract



2012 GAME-BY-GAME STATISTICS (NEW ORLEANS)

				RUSHING					RECEIVING								SNAPS			PUNT RETURNS						KICKOFF RETURNS				
Date	Opp		GP/S	Att	Yds	Avg	Lg	TD	Rec	Yds	Avg	Lg	TD	TYS	No	Pct	Ret	FC	Yds	Avg	Lg	TD	Ret	Yds	Avg	Lg	TD			
Sep 9	Was	L	1/1	0	0	---	--	0	5	35	7.0	17	1	35	48	67%	2	0	14	7.0	9	0	3	103	34.3	48	0			
Sep 16	at Car	L	1/0	0	0	---	--	0	13	128	9.8	25	0	128	36	46%	2	1	30	15.0	16	0	2	52	26.0	38	0			
Sep 23	KC	L	1/0	7	62	8.9	47	0	0	0	---	--	0	62	25	42%	1	1	2	2.0	2	0	4	107	26.8	38	0			
Sep 30	at GB	L	1/1	5	20	4.0	9	0	5	44	8.8	20	1	64	41	53%	1	0	4	4.0	4	0	3	91	30.3	35	0			
Oct 7	SD	W	1/1	5	9	1.8	5	0	5	28	5.6	14	0	37	34	48%	2	2	2	1.0	2	0	2	49	24.5	25	0			
Oct 21	at TB	W	1/1	5	27	5.4	12	0	4	32	8.0	9t	1	59	27	42%	1	1	15	15.0	15	0	0	0	---	--	0			
Oct 28	at Den	L	1/1	4	-1	-0.3	5	0	7	56	8.0	29t	1	55	34	56%	1	2	-1	-1.0	-1	0	0	0	---	--	0			
Nov 5	Phi	W	0/0	INACTIVE (HAND)																										
Nov 11	Atl	W	0/0	INACTIVE (HAND)																										
Nov 18	at Oak	W	0/0	INACTIVE (HAND)																										
Nov 25	SF	L	1/0	0	0	---	--	0	7	65	9.3	35	0	65	29	41%	1	2	3	3.0	3	0	0	0	---	--	0			
Nov 29	at Atl	L	1/0	0	0	---	--	0	5	47	9.4	14	0	47	35	45%	4	1	62	15.5	21	0	0	0	---	--	0			
Dec 9	at NYG	L	1/0	5	56	11.2	34	1	4	28	7.0	10	1	84	30	42%	2	1	5	2.5	5	0	0	0	---	--	0			
Dec 16	TB	W	1/0	5	22	4.4	15	0	5	21	4.2	7	1	43	28	40%	3	1	38	12.7	37	0	0	0	---	--	0			
Dec 23	at Dal	W	1/1	9	48	5.3	17	0	7	104	14.9	44	0	152	37	39%	2	2	10	5.0	8	0	1	15	15.0	15	0			
Dec 30	Car	L	1/0	3	1	0.3	5	0	8	79	9.9	33t	1	80	40	62%	1	0	-1	-1.0	-1	0	3	66	22.0	27	0			
Totals			13/6	48	244	5.1	47	1	75	667	8.9	44	7	911	444	40%	23	14	183	8.0	37	0	18	483	26.8	48	0			

2011 GAME-BY-GAME STATISTICS (NEW ORLEANS)

				RUSHING					RECEIVING								SNAPS			PUNT RETURNS						KICKOFF RETURNS				
Date	Opp		GP/S	Att	Yds	Avg	Lg	TD	Rec	Yds	Avg	Lg	TD	TYS	No	Pct	Ret	FC	Yds	Avg	Lg	TD	Ret	Yds	Avg	Lg	TD			
Sep 8	at GB	L	1/0	2	7	3.5	7	0	7	75	10.7	36	0	82	N/A	N/A	2	0	92	46.0	72t	1	2	76	38.0	57	0			
Sep 18	Chi	W	1/0	4	17	4.3	7	0	8	43	5.4	12t	1	60	N/A	N/A	2	5	1	0.5	1	0	1	24	24.0	24	0			
Sep 25	Hou	W	1/1	2	35	17.5	30t	1	6	50	8.3	15	0	85	N/A	N/A	1	0	5	5.0	5	0	4	103	25.8	33	0			
Oct 2	at Jax	W	1/1	7	75	10.7	34	0	5	56	11.2	14	0	131	N/A	N/A	1	0	9	9.0	9	0	2	48	24.0	27	0			
Oct 9	at Car	W	1/0	11	51	4.6	23	0	5	40	8.0	12	0	91	N/A	N/A	1	2	-3	-3.0	-3	0	0	0	---	--	0			
Oct 16	at TB	L	1/0	1	16	16.0	16	0	8	46	5.8	9	0	62	N/A	N/A	1	0	-10	-10.0	-10	0	3	69	23.0	24	0			
Oct 23	Ind	W	1/1	12	88	7.3	16t	1	6	19	3.2	9	1	107	N/A	N/A	4	1	27	6.8	16	0	2	56	28.0	29	0			
Oct 30	at StL	L	1/0	6	16	2.7	6	0	6	60	10.0	21	0	76	N/A	N/A	3	2	19	6.3	15	0	5	121	24.2	36	0			
Nov 6	TB	W	1/0	4	42	10.5	35	0	5	57	11.4	21t	1	99	N/A	N/A	1	1	15	15.0	15	0	2	54	27.0	30	0			
Nov 13	at Atl	W	1/1	2	1	0.5	1	0	4	2	0.5	5	0	3	N/A	N/A	2	2	18	9.0	18	0	3	84	28.0	39	0			
Nov 28	NYG	W	1/0	8	54	6.8	23	0	2	28	14.0	22	0	82	N/A	N/A	0	1	0	---	--	0	2	62	31.0	36	0			
Dec 4	Det	W	1/0	4	28	7.0	20	0	5	46	9.2	22	1	74	N/A	N/A	2	1	13	6.5	12	0	3	74	24.7	27	0			
Dec 11	at Ten	W	1/0	5	33	6.6	14	0	7	58	8.3	20	0	91	N/A	N/A	3	1	18	6.0	15	0	2	42	21.0	23	0			
Dec 18	at Min	W	1/0	8	33	4.1	14	0	5	79	15.8	39	1	112	N/A	N/A	3	2	45	15.0	24	0	3	75	25.0	26	0			
Dec 26	Atl	W	1/0	5	67	13.4	36	0	2	22	11.0	13	1	89	N/A	N/A	0	1	0	---	--	0	4	147	36.8	92	0			
Jan 1	Car	W	1/0	6	40	6.7	11	0	5	29	5.8	16	1	69	N/A	N/A	3	0	45	15.0	24	0	2	54	27.0	28	0			
Totals			16/4	87	603	6.9	36	2	86	710	8.3	39	7	1313	N/A	N/A	29	19	294	10.1	72t	1	40	1089	27.2	92	0			

PLAYOFFS

Jan 7	Det	W	1/1	10	51	5.1	17t	2	4	34	8.5	12	0	85	N/A	N/A	2	1	4	2.0	4	0	2	54	27.0	28	0
Jan 14	at SF	L	1/1	3	3	1.0	2	0	15	118	7.9	44t	1	121	N/A	N/A	3	1	29	9.7	13	0	2	38	19.0	22	0
Totals			2/2	13	54	4.2	17t	2	19	152	8.0	44t	1	206	N/A	N/A	5	2	33	6.6	13	0	4	92	23.0	28	0



2010 GAME-BY-GAME STATISTICS (SAN DIEGO)

				RUSHING					RECEIVING								SNAPS			PUNT RETURNS						KICKOFF RETURNS				
Date	Opp		GP/S	Att	Yds	Avg	Lg	TD	Rec	Yds	Avg	Lg	TD	TYS	No	Pct	Ret	FC	Yds	Avg	Lg	TD	Ret	Yds	Avg	Lg	TD			
Sep 13	at KC	L	1/0	4	0	0.0	2	0	2	2	1.0	4	0	2	N/A	N/A	5	3	33	6.6	13	0	2	32	16.0	19	0			
Sep 19	Jax	W	1/0	5	37	7.4	34	0	4	63	15.8	43	0	100	N/A	N/A	0	0	0	---	--	0	3	56	18.7	26	0			
Sep 26	at Sea	L	1/1	1	16	16.0	16	0	1	10	10.0	10	0	26	N/A	N/A	0	0	0	---	--	0	4	101	25.3	33	0			
Oct 3	Ari	W	1/0	6	17	2.8	8	0	0	0	---	--	0	17	N/A	N/A	3	1	19	6.3	13	0	2	51	25.5	30	0			
Oct 10	at Oak	L	1/0	2	1	0.5	2	0	3	32	10.7	23	0	33	N/A	N/A	2	1	20	10.0	11	0	4	93	23.3	32	0			
Oct 17	at StL	L	1/0	1	9	9.0	9	0	5	48	9.6	11	0	57	N/A	N/A	2	1	13	6.5	9	0	5	115	23.0	31	0			
Oct 24	NE	L	1/0	2	7	3.5	6	0	9	70	7.8	14	0	77	N/A	N/A	1	2	12	12.0	12	0	5	136	27.2	39	0			
Oct 31	Ten	W	1/0	4	41	10.3	32	0	4	36	9.0	17	1	77	N/A	N/A	2	1	14	7.0	11	0	4	100	25.0	27	0			
Nov 7	at Hou	W	1/0	1	3	3.0	3	0	1	6	6.0	6	0	9	N/A	N/A	1	0	0	0.0	0	0	4	114	28.5	34	0			
Nov 22	Den	W	1/1	5	14	2.8	6	0	5	60	12.0	57t	1	74	N/A	N/A	5	1	36	7.2	12	0	2	50	25.0	25	0			
Nov 28	at Ind	W	1/1	4	17	4.3	11	0	4	24	6.0	8	0	41	N/A	N/A	2	1	19	9.5	16	0	3	89	29.7	31	0			
Dec 5	Oak	L	1/0	0	0	---	--	0	1	7	7.0	7	0	7	N/A	N/A	1	0	0	0.0	0	0	2	50	25.0	31	0			
Dec 12	KC	W	1/0	6	53	8.8	19	0	5	51	10.2	15	0	104	N/A	N/A	0	0	0	---	--	0	1	27	27.0	27	0			
Dec 16	SF	W	1/0	2	1	0.5	1	0	5	30	6.0	11	0	31	N/A	N/A	0	0	0	---	--	0	2	36	18.0	23	0			
Dec 26	at Cin	L	1/0	3	8	2.7	6	0	8	55	6.9	13	0	63	N/A	N/A	0	0	0	---	--	0	5	114	22.8	45	0			
Jan 2	at Den	W	1/0	4	43	10.8	27	0	2	26	13.0	15	0	69	N/A	N/A	0	0	0	---	--	0	3	93	31.0	41	0			
Totals			16/3	50	267	5.3	34	0	59	520	8.8	57t	2	787	N/A	N/A	24	11	166	6.9	16	0	51	1257	24.6	45	0			

2009 GAME-BY-GAME STATISTICS (SAN DIEGO)

				RUSHING					RECEIVING								SNAPS			PUNT RETURNS						KICKOFF RETURNS				
Date	Opp		GP/S	Att	Yds	Avg	Lg	TD	Rec	Yds	Avg	Lg	TD	TYS	No	Pct	Ret	FC	Yds	Avg	Lg	TD	Ret	Yds	Avg	Lg	TD			
Sep 14	at Oak	W	1/0	9	23	2.6	7	1	5	43	8.6	15	0	66	N/A	N/A	3	0	10	3.3	8	0	5	170	34.0	66	0			
Sep 20	Bal	L	1/1	10	26	2.6	13	0	7	124	17.7	81t	1	150	N/A	N/A	0	2	0	---	--	0	4	128	32.0	53	0			
Sep 27	Mia	W	1/1	18	41	2.3	8	0	2	14	7.0	12	0	55	N/A	N/A	3	0	15	5.0	12	0	3	61	20.3	29	0			
Oct 4	at Pit	L	1/0	0	0	---	--	0	1	16	16.0	16	0	16	N/A	N/A	0	1	0	---	--	0	6	154	25.7	42	0			
Oct 19	Den	L	1/0	1	0	0.0	0	0	1	4	4.0	4	0	4	N/A	N/A	1	1	77	77.0	77t	1	7	149	21.3	30	0			
Oct 25	at KC	W	1/0	5	41	8.2	21	0	3	58	19.3	58t	1	99	N/A	N/A	1	2	18	18.0	18	0	2	34	17.0	18	0			
Nov 1	Oak	W	1/0	5	38	7.6	15	0	1	8	8.0	8	0	46	N/A	N/A	3	0	17	5.7	9	0	3	67	22.3	39	0			
Nov 8	at NYG	W	1/0	1	1	1.0	1	0	5	22	4.4	21	0	23	N/A	N/A	0	1	0	---	--	0	2	38	19.0	20	0			
Nov 15	Phi	W	1/0	2	14	7.0	14	0	4	31	7.8	11	0	45	N/A	N/A	3	0	13	4.3	8	0	6	147	24.5	29	0			
Nov 22	at Den	W	1/0	9	26	2.9	8	0	1	7	7.0	7	0	33	N/A	N/A	3	0	6	2.0	6	0	0	0	---	--	0			
Nov 29	KC	W	1/0	9	17	1.9	6	0	5	66	13.2	20	0	83	N/A	N/A	1	1	0	0.0	0	0	4	88	22.0	32	0			
Dec 6	at Cle	W	1/0	7	27	3.9	8	0	4	56	14.0	31t	1	83	N/A	N/A	1	0	-1	-1.0	-1	0	3	37	12.3	26	0			
Dec 13	at Dal	W	1/0	7	22	3.1	6	0	1	3	3.0	3	0	25	N/A	N/A	2	1	18	9.0	14	0	2	42	21.0	28	0			
Dec 20	Cin	W	1/0	3	11	3.7	12	0	3	22	7.3	11	0	33	N/A	N/A	3	0	5	1.7	9	0	2	73	36.5	45	0			
Dec 25	at Ten	W	1/0	5	38	7.6	21	2	2	23	11.5	20	1	61	N/A	N/A	1	1	6	6.0	6	0	4	85	21.3	26	0			
Jan 3	Was	W	1/0	2	18	9.0	12	0	0	0	---	--	0	18	N/A	N/A	1	2	-1	-1.0	-1	0	1	27	27.0	27	0			
Totals			16/2	93	343	3.7	21	3	45	497	11.0	81t	4	840	N/A	N/A	26	12	183	7.0	77t	1	54	1300	24.1	66	0			

PLAYOFFS

Jan 17	NYJ	L	1/0	3	33	11.0	22	0	3	30	10.0	19	0	63	N/A	N/A	2	1	3	1.5	3	0	2	44	22.0	27	0
Totals			1/0	3	33	11.0	22	0	3	30	10.0	19	0	63	N/A	N/A	2	1	3	1.5	3	0	2	44	22.0	27	0



2008 GAME-BY-GAME STATISTICS (SAN DIEGO)

				RUSHING					RECEIVING								SNAPS			PUNT RETURNS							KICKOFF RETURNS				
Date	Opp		GP/S	Att	Yds	Avg	Lg	TD	Rec	Yds	Avg	Lg	TD	TYS	No	Pct	Ret	FC	Yds	Avg	Lg	TD	Ret	Yds	Avg	Lg	TD				
Sep 7	Car	L	1/0	2	3	1.5	2	0	0	0	---	--	0	3	N/A	N/A	1	2	12	12.0	12	0	2	61	30.5	41	0				
Sep 14	at Den	L	1/0	7	53	7.6	18	0	2	72	36.0	66t	1	125	N/A	N/A	0	0	0	---	--	0	5	192	38.4	103t	1				
Sep 22	NYJ	W	1/0	5	38	7.6	21	0	2	39	19.5	25	0	77	N/A	N/A	0	1	0	---	--	0	2	40	20.0	22	0				
Sep 28	at Oak	W	1/0	6	12	2.0	3	0	1	5	5.0	5	0	17	N/A	N/A	3	0	18	6.0	12	0	5	160	32.0	67	0				
Oct 5	at Mia	L	1/0	6	24	4.0	10	0	1	23	23.0	23	0	47	N/A	N/A	2	1	34	17.0	21	0	3	71	23.7	25	0				
Oct 12	NE	W	1/0	2	9	4.5	9	0	1	8	8.0	8	0	17	N/A	N/A	2	0	50	25.0	28	0	1	23	23.0	23	0				
Oct 19	at Buf	L	1/0	1	1	1.0	1	0	1	5	5.0	5	0	6	N/A	N/A	2	0	16	8.0	9	0	4	69	17.3	21	0				
Oct 26	at NO	L	1/0	1	6	6.0	6	0	3	45	15.0	21	0	51	N/A	N/A	2	1	20	10.0	11	0	8	201	25.1	32	0				
Nov 9	KC	W	1/0	3	15	5.0	10	0	3	15	5.0	6	0	30	N/A	N/A	1	1	-2	-2.0	-2	0	0	0	---	--	0				
Nov 16	at Pit	L	1/0	1	0	0.0	0	0	1	9	9.0	9	0	9	N/A	N/A	0	1	0	---	--	0	1	16	16.0	16	0				
Nov 23	Ind	L	1/0	2	21	10.5	21	0	2	13	6.5	11	0	34	N/A	N/A	1	2	4	4.0	4	0	5	101	20.2	26	0				
Nov 30	Atl	L	1/0	0	0	---	--	0	0	0	---	--	0	0	N/A	N/A	1	1	12	12.0	12	0	4	77	19.3	26	0				
Dec 4	Oak	W	1/0	9	30	3.3	11	0	3	34	11.3	18t	2	64	N/A	N/A	3	0	24	8.0	14	0	1	29	29.0	29	0				
Dec 14	at KC	W	1/0	0	0	---	--	0	4	11	2.8	9	0	11	N/A	N/A	0	2	0	---	--	0	4	113	28.3	40	0				
Dec 21	at TB	W	1/0	2	3	1.5	2	0	3	46	15.3	32t	1	49	N/A	N/A	2	0	45	22.5	43	0	4	127	31.8	44	0				
Dec 28	Den	W	1/0	14	115	8.2	37	1	2	17	8.5	13t	1	132	N/A	N/A	2	0	16	8.0	8	0	4	96	24.0	29	0				
Totals			16/0	61	330	5.4	37	1	29	342	11.8	66t	5	672	N/A	N/A	22	12	249	11.3	43	0	53	1376	26.0	103t	1				

PLAYOFFS

Jan 3	Ind	W 1/0	22	105	4.8	22t	2	5	45	9.0	17	0	150	N/A	N/A	3	0	72	24.0	28	0	4	106	26.5	32	0
Jan 11	at Pit	L 1/1	11	15	1.4	8	0	5	91	18.2	62t	1	106	N/A	N/A	2	0	4	2.0	4	0	5	164	32.8	63	0
Totals		2/1	33	120	3.6	22t	2	10	136	13.6	62t	1	256	N/A	N/A	5	0	76	15.2	28	0	9	270	30.0	63	0





2007 GAME-BY-GAME STATISTICS (SAN DIEGO)

				RUSHING					RECEIVING					SNAPS			PUNT RETURNS						KICKOFF RETURNS				
Date	Opp		GP/S	Att	Yds	Avg	Lg	TD	Rec	Yds	Avg	Lg	TD	TYS	No	Pct	Ret	FC	Yds	Avg	Lg	TD	Ret	Yds	Avg	Lg	TD
Sep 9	Chi	W	1/0	0	0	---	--	0	0	0	---	--	0	0	N/A	N/A	0	0	0	---	--	0	1	22	22.0	22	0
Sep 16	at NE	L	1/0	0	0	---	--	0	0	0	---	--	0	0	N/A	N/A	1	0	0	0.0	0	0	1	20	20.0	20	0
Sep 23	at GB	L	1/0	0	0	---	--	0	0	0	---	--	0	0	N/A	N/A	1	0	3	3.0	3	0	3	76	25.3	39	0
Sept 20	KC	L	1/0	0	0	---	--	0	1	14	14.0	14	0	14	N/A	N/A	3	0	28	9.3	20	0	6	161	26.8	42	0
Oct 7	at Den	W	1/0	1	2	2.0	2	0	0	0	---	--	0	2	N/A	N/A	2	0	27	13.5	23	0	2	49	24.5	27	0
Oct 14	Oak	W	1/0	0	0	---	--	0	0	0	---	--	0	0	N/A	N/A	3	0	29	9.7	21	0	1	18	18.0	18	0
Oct 28	Hou	W	1/0	1	2	2.0	2	0	0	0	---	--	0	2	N/A	N/A	2	0	17	8.5	10	0	2	54	27.0	31	0
Nov 4	at Min	L	1/0	0	0	---	--	0	0	0	---	--	0	0	N/A	N/A	2	0	29	14.5	19	0	4	122	30.5	43	0
Nov 11	Ind	W	1/0	0	0	---	--	0	0	0	---	--	0	0	N/A	N/A	1	1	45	45.0	45t	1	3	125	41.7	89t	1
Nov 18	at Jax	L	1/0	0	0	---	--	0	2	0	0.0	0	0	0	N/A	N/A	3	0	17	5.7	7	0	2	15	7.5	15	0
Nov 25	Bal	W	1/0	2	1	0.5	1	0	0	0	---	--	0	1	N/A	N/A	3	1	17	5.7	7	0	2	59	29.5	32	0
Dec 2	at KC	W	1/0	0	0	---	--	0	0	0	---	--	0	0	N/A	N/A	2	0	3	1.5	3	0	2	40	20.0	24	0
Dec 9	at Ten	W	0/0	INACTIVE																							
Dec 16	Det	W	1/0	25	122	4.9	34	2	1	13	13.0	13	0	135	N/A	N/A	0	0	0	---	--	0	3	63	21.0	29	0
Dec 24	Den	W	1/0	6	17	2.8	7	0	4	7	1.8	8	0	24	N/A	N/A	0	0	0	---	--	0	2	44	22.0	24	0
Dec 30	at Oak	W	1/0	2	20	10.0	13	0	2	-3	-1.5	1	0	17	N/A	N/A	1	0	14	14.0	14	0	3	140	46.7	61	0
Totals			15/0	37	164	4.4	34	2	10	31	3.1	14	0	195	N/A	N/A	24	2	229	9.5	45t	1	37	1008	27.2	89t	1
PLAYOFFS																											
Jan 6	Ten	W	1/0	0	0	---	--	0	0	0	---	--	0	0	N/A	N/A	2	2	12	6.0	10	0	2	40	20.0	22	0
Jan 13	at Ind	W	1/0	1	1	1.0	1	0	1	56	56.0	56t	1	57	N/A	N/A	0	0	0	---	--	0	4	99	24.8	30	0
Jan 20	at NE	L	1/0	3	34	11.3	26	0	2	5	2.5	4	0	39	N/A	N/A	3	0	16	5.3	13	0	4	84	21.0	23	0
Totals			3/0	4	35	8.8	26	0	3	61	20.3	56t	1	96	N/A	N/A	5	2	28	5.6	13	0	10	223	22.3	30	0

PLAYOFFS

Jan 6	Ten	W 1/0	0	0	---	--	0	0	0	---	--	0	0	N/A	N/A	2	2	12	6.0	10	0	2	40	20.0	22	0
Jan 13	at Ind	W 1/0	1	1	1.0	1	0	1	56	56.0	56t	1	57	N/A	N/A	0	0	0	---	--	0	4	99	24.8	30	0
Jan 20	at NE	L 1/0	3	34	11.3	26	0	2	5	2.5	4	0	39	N/A	N/A	3	0	16	5.3	13	0	4	84	21.0	23	0
Totals		3/0	4	35	8.8	26	0	3	61	20.3	56t	1	96	N/A	N/A	5	2	28	5.6	13	0	10	223	22.3	30	0

2005 GAME-BY-GAME STATISTICS (SAN DIEGO)

				RUSHING					RECEIVING					SNAPS			PUNT RETURNS						KICKOFF RETURNS				
Date	Opp		GP/S	Att	Yds	Avg	Lg	TD	Rec	Yds	Avg	Lg	TD	TYS	No	Pct	Ret	FC	Yds	Avg	Lg	TD	Ret	Yds	Avg	Lg	TD
Sep 11	Dal	L	1/0	0	0	---	--	0	0	0	---	--	0	0	N/A	N/A	2	0	25	12.5	14	0	4	146	36.5	49	0
Sep 18	at Den	L	1/0	1	12	12.0	12	0	1	5	5.0	5	0	17	N/A	N/A	1	0	0	0.0	0	0	3	71	23.7	27	0
Sep 25	NYG	W	1/0	1	21	21.0	21	0	0	0	---	--	0	21	N/A	N/A	2	0	10	5.0	6	0	4	134	33.5	58	0
Oct 2	at NE	W	1/0	2	8	4.0	5	0	1	-1	-1.0	-1	0	7	N/A	N/A	3	0	24	8.0	14	0	4	80	20.0	29	0
Oct 10	Pit	L	1/0	0	0	---	--	0	0	0	---	--	0	0	N/A	N/A	2	2	11	5.5	8	0	5	157	31.4	48	0
Oct 16	at Oak	W	0/0	INACTIVE																							
Oct 23	at Phi	L	1/0	0	0	---	--	0	0	0	---	--	0	0	N/A	N/A	1	0	8	8.0	8	0	5	81	16.2	20	0
Oct 30	KC	W	1/0	1	3	3.0	3	0	0	0	---	--	0	3	N/A	N/A	3	2	29	9.7	23	0	4	84	21.0	31	0
Nov 6	at NYJ	W	1/0	1	4	4.0	4	0	0	0	---	--	0	4	N/A	N/A	0	0	0	---	--	0	6	145	24.2	50	0
Nov 20	Buf	W	1/0	0	0	---	--	0	1	6	6.0	6	0	6	N/A	N/A	2	1	0	0.0	2	0	3	51	17.0	17	0
Nov 27	at Was	W	1/0	0	0	---	--	0	0	0	---	--	0	0	N/A	N/A	0	0	0	---	--	0	5	128	25.6	47	0
Dec 4	Oak	W	1/0	2	2	1.0	3	0	0	0	---	--	0	2	N/A	N/A	0	0	0	---	--	0	2	63	31.5	35	0
Dec 11	Mia	L	1/0	0	0	---	--	0	0	0	---	--	0	0	N/A	N/A	2	0	1	0.5	1	0	6	145	24.2	31	0
Dec 18	at Ind	W	1/0	0	0	---	--	0	0	0	---	--	0	0	N/A	N/A	0	0	0	---	--	0	4	71	17.8	22	0
Dec 24	at KC	L	1/0	0	0	---	--	0	0	0	---	--	0	0	N/A	N/A	0	0	0	---	--	0	4	85	21.3	26	0
Dec 31	Den	L	1/0	0	0	---	--	0	0	0	---	--	0	0	N/A	N/A	0	0	0	---	--	0	4	87	21.8	26	0
Totals			15/0	8	50	6.3	21	0	3	10	3.3	6	0	60	N/A	N/A	18	5	108	6.0	23	0	63	1528	24.3	58	0



6-6 | 227  **3rd Year**

DOB: Oct. 7, 1993 (Age 24)



**Modesto,
California**

**Modesto
Christian
High School**



Indiana

**D6-16 (187th overall)
by Washington
Acquired: FA-17**

THREE STEP DROP

Nickname: Suddy

Hobbies: Golf and surfing

Desired talents: Ability to sing, play the piano and be incredible at golf

**Surprisingly good at:
Pop-a-shot basketball**

Favorite athletes growing up: Terrell Davis, John Elway, Barry Bonds and Michael Jordan

Favorite music: Musicals (*Hamilton*, *The Greatest Showman* and *Les Miserables*)

Favorite movie: *Miracle*

Favorite TV show: *The Office*

Favorite quote: "You miss 100 percent of the shots you don't take." - Wayne Gretzky and/or Michael Scott



Nate Sudfeld was signed to the Eagles active roster in Week 9 of 2017 after spending the first 8 weeks of the season on Philadelphia's practice squad. Originally a 6th-round draft choice (187th overall) by the Redskins in 2016, Sudfeld finished his collegiate career as Indiana's all-time leader in passing yards (7,879) and passing TDs (61).

MOST PASSING YARDS ALL-TIME INDIANA HISTORY

Nate Sudfeld (2012-15)	7,879
A. Randle El (1998-2001)	7,469
Ben Chappell (2007-10)	7,251

MOST PASSING TDs ALL-TIME INDIANA HISTORY

Nate Sudfeld (2012-15)	61
Kellen Lewis (2006-08)	48
Ben Chappell (2007-10)	45

CAREER HIGHLIGHTS

2017 - PHILADELPHIA EAGLES (1/0, 1/0)

- Appeared in his first career playoff game in the NFC Championship vs. Min. (1/21/18), kneeling 3 times to close the 38-7 victory
- Made his NFL debut in relief of **Nick Foles** in the regular-season finale vs. Dal. (12/31/17). Completed 19-of-23 (82.6%) attempts for 134 yards and a 90.9 passer rating
- His 82.6% completion percentage was the 2nd-highest by an NFL player in their first career game since 1970, trailing only **Marcus Mariota** on 9/13/15 at TB (86.7%) (min. 15 attempts)

2016 - WASHINGTON REDSKINS (0/0)

- Spent the entire season on the Redskins 53-man roster. Rendered inactive in all 16 regular-season games



CAREER STATISTICS

			PASSING										RUSHING					OFF SNAPS	
Year	Team	GP/S	Att	Cmp	Pct	Yds	Y/A	TD	Int	Lg	Sk/Yd	Rate	Att	Yds	Avg	Lg	TD	No	Pct
2016	Washington	0/0	0	0	---	0	---	0	0	--	0/0	---	0	0	---	--	0	0	0%
2017	Philadelphia	1/0	23	19	82.6	134	5.8	0	0	16	3/24	90.9	1	22	22.0	22	0	40	4%
Totals		1/0	23	19	82.6	134	5.8	0	0	16	3/24	90.9	1	22	22.0	22	0	---	---

PLAYOFFS																			
2017	Philadelphia	1/0	0	0	---	0	---	0	0	--	0/0	---	3	-4	-1.3	-1	0	3	1%
Totals		1/0	0	0	---	0	---	0	0	--	0/0	---	3	-4	-1.3	-1	0	---	---

CAREER HIGHS

Pass Attempts	23	12/31/17 vs. Dal.
Completions	19	12/31/17 vs. Dal.
Passing Yards	134	12/31/17 vs. Dal.
Yards/Attempt	5.8	12/31/17 vs. Dal.
Passing Long	16	12/31/17 vs. Dal.
Passing TDs	--	---
Completion %	82.6	12/31/17 vs. Dal.
Passer Rating	90.9	12/31/17 vs. Dal.
Rush Attempts	3	1/21/18 vs. Min. (Conf.)
Rushing Yards	22	12/31/17 vs. Dal.
Rushing Long	22	12/31/17 vs. Dal.
Rushing TDs	--	---

COLLEGE HIGHLIGHTS

- Played collegiately at Indiana from 2012-15, appearing in 37 games with 26 starts
- Finished as the Hoosiers' all-time leader in passing TDs (61) and passing yards (7,879). Also ranked 2nd in school history in completions (593) and completion percentage (60.3%) and 3rd in total offense (8,011)
- Earned third-team All-Big Ten honors as a senior after leading the Big Ten in passing yards (3,573), TDs (27) and passing efficiency (151.0)
- Led the Hoosiers to the Pinstripe Bowl, which was the program's first bowl berth in seven years

TRANSACTIONS

- 2016** Drafted by WAS in 6th round (187th overall)
Signed 4-year contract
- 9/2/17** Waived by WAS
- 9/3/17** Signed by PHI to practice squad
- 11/1/17** Signed by PHI from practice squad to active roster

BIRDSEED

Sudfeld is the son of Michelle and Ralph Sudfeld. His brothers, Matthew and Zach, each played college football. Matthew was a WR at Brown (2007-11) and Zach was a TE at Nevada (2007-12) who played two seasons in the NFL.

Sudfeld attended Modesto (CA) Christian HS, where he earned Trans Valley League Offensive MVP, second-team all-state and first-team all-district honors.

Sudfeld, who was a liberal studies major at Indiana, has completed mission trips to Uganda with **Assist International**, an aid organization started by his grandfather, Bob Pagett.

 @NateSudfeld
  @natesudfeld





2017 GAME-BY-GAME STATISTICS (PHILADELPHIA)

				PASSING									RUSHING					SNAPS		
Date	Opp		GP/S	Att	Cmp	Pct	Yds	Y/A	TD	Int	Lg	Sk/Yd	Rat	Att	Yds	Avg	Lg	TD	No	Pct
SIGNED BY PHILADELPHIA FROM PRACTICE SQUAD TO ACTIVE ROSTER (11/1/17)																				
Nov 5	Den	W	0/0	INACTIVE																
Nov 19	at Dal	W	0/0	INACTIVE																
Nov 26	Chi	W	0/0	INACTIVE																
Dec 3	at Sea	L	0/0	INACTIVE																
Dec 10	at LAR	W	0/0	INACTIVE																
Dec 17	at NYG	W	0/0	DID NOT PLAY																
Dec 25	Oak	W	0/0	DID NOT PLAY																
Dec 31	Dal	L	1/0	23	19	82.6	134	5.8	0	0	16	3/24	90.9	1	22	22.0	22	0	40	68%
Totals			1/0	23	19	82.6	134	5.8	0	0	16	3/24	90.9	1	22	22.0	22	0	40	4%
PLAYOFFS																				
Jan 13	Atl	W	0/0	DID NOT PLAY																
Jan 21	Min	W	1/0	0	0	---	0	---	0	0	--	0/0	---	3	-4	-1.3	-1	0	3	5%
Feb 4	at NE	W	0/0	DID NOT PLAY																
Totals			1/0	0	0	---	0	---	0	0	--	0/0	---	3	-4	-1.3	-1	0	3	1%

PLAYOFFS

Jan 13	Atl	W	0/0	DID NOT PLAY																
Jan 21	Min	W	1/0	0	0	---	0	---	0	0	--	0/0	---	3	-4	-1.3	-1	0	3	5%
Feb 4	at NE	W	0/0	DID NOT PLAY																
Totals			1/0	0	0	---	0	---	0	0	--	0/0	---	3	-4	-1.3	-1	0	3	1%

2016 GAME-BY-GAME STATISTICS (WASHINGTON)

				PASSING									RUSHING					SNAPS		
Date	Opp		GP/S	Att	Cmp	Pct	Yds	Y/A	TD	Int	Lg	Sk/Yd	Rat	Att	Yds	Avg	Lg	TD	No	Pct
Sep 12	Pit	L	0/0	INACTIVE																
Sep 18	Dal	L	0/0	INACTIVE																
Sep 25	at NYG	W	0/0	INACTIVE																
Oct 2	Cle	W	0/0	INACTIVE																
Oct 9	at Bal	W	0/0	INACTIVE																
Oct 16	Phi	W	0/0	INACTIVE																
Oct 23	at Det	L	0/0	INACTIVE																
Oct 30	at Cin	T	0/0	INACTIVE																
Nov 13	Min	W	0/0	INACTIVE																
Nov 20	GB	W	0/0	INACTIVE																
Nov 24	at Dal	L	0/0	INACTIVE																
Dec 4	at Ari	L	0/0	INACTIVE																
Dec 11	at Phi	W	0/0	INACTIVE																
Dec 19	Car	L	0/0	INACTIVE																
Dec 24	at Chi	W	0/0	INACTIVE																
Jan 1	NYG	L	0/0	INACTIVE																
Totals			0/0	0	0	---	0	---	0	0	--	0/0	---	0	0	---	--	0	0	0%



6-0 | 200  **1st Year**

DOB: Nov. 1, 1993 (Age 24)



**Brandywine,
Maryland**

**Gwynn Park
High School**



Shepherd

UDFA ('17) by Philadelphia



2017



Tre Sullivan was signed by the Eagles as an undrafted free agent following the 2017 NFL Draft and spent part of the season on Philadelphia's practice squad. In his final season at Shepherd University, Sullivan received NCAA Division II All-America honors and was named first-team All-Mountain East Conference after compiling 74 tackles, 9 PDs, 2 INTs and 3 blocked kicks.

CAREER HIGHLIGHTS

2017 - PHILADELPHIA EAGLES (0/0)

- Participated in training camp with the team and was signed to the practice squad on 11/7/17

COLLEGE HIGHLIGHTS

- As a senior in 2016, earned first-team All-Mountain East Conference honors for the second consecutive season. Notched a career-high 74 tackles, marking the third-highest total on the team. Also registered 2 INTs and 9 PDs, while blocking 3 kicks on special teams. Also named to *Don Hansen's Football Gazette* All Super Region 1 First Team and earned first-team All-America honors from D2football.com
- In 2015, earned first-team All-MEC recognition after logging 55 tackles and career highs in INTs (3) and PDs (11). Scored 2 TDs on a 15-yard punt return and on a 24-yard fumble recovery. In addition to first-team all-conference honors, garnered second-team All-Region honors from *Don Hansen's Football Gazette*
- Played in 10 games in 2014 and recorded 15 tackles, his first-career INT, 4 PDs and a fumble recovery

BIRDSEED

Sullivan is the son of Gayle and Emmet Sullivan. He majored in sports medicine/athletic training at Shepherd.

Sullivan joined the Eagles in 2017 as an undrafted free agent along with former Shepherd teammate TE **Billy Brown**.



@_TreFIVE



@tre.five

THREE STEP DROP

Surprisingly good at: Cooking

Prized possession: "All the dogs I've had growing up. I've always had dogs. I have a dog right now named Draco."

Favorite TV shows:

Game of Thrones* and *Martin

Favorite movies:

You Got Served* and *Fast and Furious

Favorite meal: Tacos

First jerseys: Sean Taylor, Washington

Redskins; Michael Jordan, Chicago Bulls

TRANSACTIONS

2017	Signed by PHI as UDFA
9/8/17	Waived by PHI
11/7/17	Signed by PHI to practice squad
2/7/18	Signed by PHI



6-5 | 251 **Rookie**

DOB: March 29, 1997 (Age 21)

Chesapeake, Virginia

Oscar Smith High School



Florida State
D4b-18 (130th overall)
by Philadelphia

FUMBLE RECOVERIES

ATLANTIC COAST CONFERENCE (2015)

3	Josh Sweat (Florida State)
3	Connor Strachan (BC)
3	Kwontie Moore (Virginia)
3	Justin Simmons (BC)

THREE STEP DROP

Bucket list: Learn to snowboard

If he could play another sport: Soccer goalie

Players he models his game after:
Von Miller and Jadeveon Clowney

Favorite athletes growing up:
Jared Allen and Clay Matthews

Favorite movie: *Monsters, Inc.*

Favorite TV show:
The Amazing World of Gumball

Favorite music: R&B

Favorite throwback jersey:
1929 Green Bay Packers jersey

Favorite quote: "Just because you're right doesn't mean you are correct."



Josh Sweat was selected by the Eagles in the 4th round (130th overall) of the 2018 NFL Draft following a three-year career at Florida State, where he finished with 138 tackles, 29 TFL, 14.5 sacks, 3 FRs and 1 FF in 37 career games. As a junior in 2017, Sweat was named to the Bronco Nagurski Award watch list and led the Seminoles with 5.5 sacks.

SACK LEADERS

FLORIDA STATE UNIVERSITY (2015-17)

D. Walker (2015-16)	26.5
Josh Sweat (2015-17)	14.5
Brian Burns (2016-17)	14.0
Derrick Nnadi (2015-17)	11.5

COLLEGE HIGHLIGHTS

- In 37 career games for the Seminoles, compiled 138 tackles (77 solo), 29 TFL, 14.5 sacks, 1 FF and 3 FRs
- As a junior in 2017, was named to the Bronco Nagurski Award watch list and led Florida State with 5.5 sacks. Also notched a career-high 56 tackles, marking the third-highest total on the team
- In 2016, was part of a Seminoles defense that ranked No. 1 in the nation in sacks per game (3.92) and No. 2 overall in total sacks (51.0). Posted a career-high 7.0 sacks
- Despite suffering a significant knee injury as a high school senior, played all 13 games as a true freshman at Florida State in 2015 and earned Freshman All-America Honorable Mention accolades from *CampusInsiders.com*. Finished his first season with 41 tackles, 2 sacks, an INT and 3 FRs. The 3 FRs tied for the most in the Atlantic Coast Conference (ACC) and ranked 7th in the nation

TRANSACTIONS

2018 Drafted by PHI in 4th round (130th overall)
 Signed 4-year contract



COLLEGE STATISTICS

			TACKLES					PASS DEFENSE					FUMBLES	
Year	Team	GP	Total	Solo	Asst	TFL	Sacks	Int	Yds	Lg	TD	PD	FF	FR
2015	Florida State	13	41	21	20	5.0	2.0	1	6	6	0	3	0	3
2016	Florida State	12	41	25	16	11.5	7.0	0	0	--	0	1	1	0
2017	Florida State	12	56	31	25	12.5	5.5	0	0	--	0	3	0	0
Totals		37	138	77	61	29.0	14.5	1	6	6	0	7	1	3

BIRDSEED

A consensus five-star defensive end prospect out of Oscar Smith High School in Chesapeake, VA, Sweat was named to the 2015 Under Armour All-America Game and was ranked No. 1 in the nation at his position by *Scout.com* and *247Sports*. Additionally, Sweat was named the No. 5 and No. 11 overall prospect in the country by *Scout.com* and ESPN, respectively.

Sweat played in two games as a senior in high school before a knee injury derailed his final season. As a junior, Sweat compiled 94 tackles, including 31 TFL, and an astounding 22 sacks.



@SweatyJ_9



@sweaty_j





6-4 | 299  **3rd Year**

DOB: Jan. 15, 1994 (Age 24)

**Pago Pago,
American Samoa**



**Tafuna
High School**



Washington State
UDFA ('16) by Philadelphia

In 2016, Vaeao joined Sam Rayburn in 2003 (2.0) as the only undrafted rookies in Eagles history to produce multiple sacks in a season.

THREE STEP DROP

If he could play another sport, what team/position: **Forward for the Manu Samoa rugby squad**

If he could be any superhero: **Superman**


Favorite family tradition: Tonai (a big, traditional family dinner on Sundays in Samoa)

Favorite movie: Lord of the Rings

Favorite meal: Taro and palusami

Favorite hobby: Swimming

Favorite quote: "When you have confidence, you can have a lot of fun. And when you have fun, you can do amazing things." - Joe Namath



A native of American Samoa, **Destiny Vaeao** (pronounced VIE-ow) originally joined the Eagles as an undrafted free agent in 2016 and has totaled 36 tackles (19 solo), 2.0 sacks and 1 FF in 27 career games. Vaeao, who had never set foot in the United States until he enrolled at Washington State, finished his college career with 84 tackles, 7.0 sacks, 2 FFs and 2 FRs in 44 contests.

CAREER HIGHLIGHTS

2017 - PHILADELPHIA EAGLES (11/0, 1/0)

- Recorded 17 tackles (8 solo) and 1 PD in 11 regular-season games
- Made his NFL postseason debut in the NFC Championship vs. Min. (1/21/18) and posted 1 tackle

2016 - PHILADELPHIA EAGLES (16/0)

- Played in all 16 games as a rookie and finished with 19 tackles (11 solo), 2.0 sacks and 1 FF
- Sacked Giants QB **Eli Manning** and notched a career-high 4 tackles at NYG (11/6/16)
- Strip-sacked Bears QB **Jay Cutler** at Chi. (9/19/16). Marked his first career sack and forced fumble

COLLEGE HIGHLIGHTS

- Named to the All-Pac-12 Second Team after registering 41 tackles, 12 TFL, 4.5 sacks, 1 FF, 1 FR and 1 blocked kick in 13 starts as a senior in 2015
- Started all 10 games he appeared in as a junior in 2014, posting 14 tackles, 3.5 TFL, 2.0 sacks and 1 FR
- Appeared in 11 games (10 starts) as a sophomore in 2013, producing 24 tackles and 3.5 TFL

TRANSACTIONS

2016 Signed by PHI as UDFA



CAREER STATISTICS

			TACKLES					PASS DEFENSE						FUMBLES			DEF SNAPS	
Year	Team	GP/S	Total	Solo	Asst	TFL	Sacks	Int	Yds	Lg	TD	PD	QPH	FF	FR	Yds	No	Pct
2016	Philadelphia	16/0	19	11	8	1	2.0	0	0	--	0	0	3	1	0	0	268	26%
2017	Philadelphia	11/0	17	8	9	0	0.0	0	0	--	0	1	0	0	0	0	230	22%
Totals		27/0	36	19	17	1	2.0	0	0	--	0	1	3	1	0	0	---	---

PLAYOFFS

2017	Philadelphia	1/0	1	1	0	0	0.0	0	0	--	0	0	0	0	0	0	11	5%
Totals		1/0	1	1	0	0	0.0	0	0	--	0	0	0	0	0	0	---	---

CAREER HIGHS

Tackles	4	11/6/16 at NYG
Sacks	1.0	2x, last: 11/6/16 at NYG
INTs	--	---
PDs	1	11/19/17 at Dal.
FFs	1	9/19/16 at Chi.
FRs	--	---



2017 GAME-BY-GAME STATISTICS (PHI)

Date	Opp	GP/S	Tot	Solo	Sk	Int	PD	FF	FR	Snap	Pct
Sep 10	at Was	W	1/0	2	0	0.0	0	0	0	12	10%
Sep 17	at KC	L	0/0	INACTIVE (WRIST)							
Sep 24	NYG	W	0/0	INACTIVE (WRIST)							
Oct 1	at LAC	W	0/0	INACTIVE (WRIST)							
Oct 8	Ari	W	0/0	INACTIVE (WRIST)							
Oct 12	at Car	W	0/0	INACTIVE (WRIST)							
Oct 23	Was	W	1/0	1	1	0.0	0	0	0	22	34%
Oct 29	SF	W	1/0	4	2	0.0	0	0	0	17	26%
Nov 5	Den	W	1/0	2	2	0.0	0	0	0	28	44%
Nov 19	at Dal	W	1/0	2	1	0.0	0	1	0	20	32%
Nov 26	Chi	W	1/0	1	0	0.0	0	0	0	23	42%
Dec 3	at Sea	L	1/0	1	1	0.0	0	0	0	13	21%
Dec 10	at LAR	W	1/0	0	0	0.0	0	0	0	9	19%
Dec 17	at NYG	W	1/0	1	0	0.0	0	0	0	23	26%
Dec 25	Oak	W	1/0	0	0	0.0	0	0	0	7	10%
Dec 31	Dal	L	1/0	3	1	0.0	0	0	0	56	82%
Totals			11/0	17	8	0.0	0	1	0	230	22%

PLAYOFFS

Jan 13	Atl	W	0/0	INACTIVE							
Jan 21	Min	W	1/0	1	1	0.0	0	0	0	11	16%
Feb 4	at NE	W	0/0	INACTIVE							
Totals			1/0	1	1	0.0	0	0	0	11	5%

BIRDSEED

Vaeao, who earned a degree in criminal justice from Washington State in May 2015, is the son of Naomi Vaeao and the late Tepatasi Vaeao and has three brothers and one sister. His older sister also attended Washington State.

Vaeao reached the Island Championship game with Tafuna High School (Pago Pago, American Samoa) in each of his last two seasons, winning the title his junior year. As a senior, he produced 500 receiving yards and 8 TDs as a tight end. Vaeao was selected to play in the International Bowl All-Star Game for high school seniors from Samoa and Canada against seniors from other states. He participated in the 2011 Samoa Bowl, 2012 IFAF World Game and 2012 IFAF Samoa vs. Australia Game.

Vaeao also played soccer, rugby and volleyball in high school.



@DestinyVaeao



@destinyvaeao



2016 GAME-BY-GAME STATISTICS (PHI)

Date	Opp	GP/S	Tot	Solo	Sk	Int	PD	FF	FR	Snap	Pct
Sep 11	Cle	W	1/0	0	0	0.0	0	0	0	12	23%
Sep 19	at Chi	W	1/0	1	1	1.0	0	0	1	7	13%
Sep 25	Pit	W	1/0	1	1	0.0	0	0	0	19	32%
Oct 9	at Det	L	1/0	0	0	0.0	0	0	0	8	13%
Oct 16	at Was	L	1/0	1	1	0.0	0	0	0	28	38%
Oct 23	Min	W	1/0	2	1	0.0	0	0	0	30	39%
Oct 30	at Dal	L	1/0	0	0	0.0	0	0	0	28	36%
Nov 6	at NYG	L	1/0	4	4	1.0	0	0	0	21	33%
Nov 13	Atl	W	1/0	1	0	0.0	0	0	0	8	16%
Nov 20	at Sea	L	1/0	2	0	0.0	0	0	0	16	24%
Nov 28	GB	L	1/0	0	0	0.0	0	0	0	14	20%
Dec 4	at Cin	L	1/0	2	1	0.0	0	0	0	16	25%
Dec 11	Was	L	1/0	1	0	0.0	0	0	0	13	27%
Dec 18	at Bal	L	1/0	0	0	0.0	0	0	0	9	16%
Dec 22	NYG	W	1/0	1	0	0.0	0	0	0	22	25%
Jan 1	Dal	W	1/0	3	2	0.0	0	0	0	17	30%
Totals			16/0	19	11	2.0	0	0	1	268	26%





6-6 | 320  **3rd Year**
DOB: June 16, 1993 (Age 25)



TCU
D5b-16 (164th overall)
by Philadelphia



2017

A valuable member of Philadelphia's offensive line, **Halapoulivaati Vaitai** (pronounced hal-lah-poo-lee-VAH-tee VIE-tie) was originally selected in the 5th round (164th overall) of the 2016 NFL Draft. In Week 8 of 2017, Vaitai took over as the Eagles' starting LT following a season-ending injury to **Jason Peters** and played a crucial role on Philadelphia's **Super Bowl LII**-winning offensive line.

Vaitai played a career-high 16 regular-season games in 2017, including 10 starts (9 at LT, 1 at RT).

CAREER HIGHLIGHTS

- Appeared in a career-high 16 regular-season games in 2017, including 10 starts (9 at LT, 1 at RT). In Week 8, took over as the starting LT following a season-ending injury to **Jason Peters** and played a crucial on the Eagles' **Super Bowl LII**-winning offensive line. Helped the team rank 3rd in the NFL in offensive points (414, tied) and rushing offense (132.2) and 7th in total offense (365.8)
- Filled in at RT for the Eagles as a rookie in 2016, appeared in 7 games (6 starts)
- Started and played in his first career game at Was. (10/16/16)

COLLEGE HIGHLIGHTS

- Competed in 42 games (31 starts) at both tackle positions for TCU (2012-15), where he was a two-time All-Big 12 second-team selection
- As a senior in 2015, was awarded with second-team All-Big 12 accolades after starting in 11 of 12 contests, anchoring an o-line that contributed to a 1,000-yard receiver and a 1,000-yard rusher in the same season for just the second time in TCU history

THREE STEP DROP

If he could be a superhero: **Batman**

If he could play another sport:
WWE wrestler

Favorite athlete as a kid: **Yao Ming**

Favorite athlete to watch now:
Jason Peters

Favorite meal:
Hamburger and french fries

Strangest thing he likes to eat:
Octopus

Favorite movies:
Action, comedies, thrillers

Favorite TV shows: **Fresh Prince of Bel-Air and Friends**

Favorite music: **Enjoys all types of music, especially country and island reggae**

Favorite quote: **"I don't have to do this, I get to do this."**





BAND OF BROTHERS

Halapoulivaati is the oldest of three Vaitai brothers. Twins Kevin and Will are just 11 months younger than 'Big V' and the three played on the offensive line together at Haltom (TX) HS. After playing TE as a freshman, 'Big V' moved to RT as a sophomore and immediately earned a starting job. That year, he was joined on the o-line by Kevin (LG) and Will (RG). Big V stayed at RT for his final two years at Haltom, while Kevin moved to C and Will moved to LG.

POLYNESIAN ROOTS

Vaitai learned to play the guitar at a young age when his cousin taught him three chords. He plays by ear and does not read music. "Polynesians are very musically talented and they always play by ear. I also know how to play the ukulele, but prefer the guitar because it's bigger." Growing up, Vaitai and his family ate a lot of traditional Polynesian foods. "Roasted pig is a staple and spinach is a main ingredient in every dish."

APPLIED LEARNING

Vaitai majored in criminal justice at TCU with a minor in social work. After his playing career is over, he wants to work for the Department of Homeland Security. In Fall 2015, Vaitai interned with Youth Advocate Programs, Inc., an agency that provides direct service to vulnerable and high-need youth and families. As a part of his internship, Big V was paired with a sixth grader who suffered from severe ADHD. "My job was to mentor him and take him out after school. It was a very eye-opening experience. The hardest part of the job is having to shut down your feelings and emotions. You get exposed to serious and dire living conditions, but our only job is to be a big brother to the kids. We can't try to fix everything."

BIRDSEED

Vaitai is named after his father's cousin. His parents, Talikavili and Shirley Vaitai, are originally from Tonga and moved to the United States in the 1980s. Vaitai and his wife, Caitlin, have one son, Vaati. The family has two dogs: a terrier named Abby and a chihuahua named Coffee.



@TCU74



@philly_72

CAREER STATISTICS

			STARTS		OFF SNAPS	
Year	Team	GP/S	LT	RT	No	Pct
2016	Philadelphia	7/6	0	6	423	37%
2017	Philadelphia	16/10	9	1	829	73%
Totals		23/16	9	7	---	---
PLAYOFFS						
2017	Philadelphia	3/3	3	0	207	100%
Totals		3/3	3	0	---	---

COLLEGE HIGHLIGHTS (Continued)

- Earned All-Big 12 second-team honors in 2014 after starting at right tackle for all 13 games. Was part of an offense that ranked second in the nation in scoring (46.5 ppg) and tied for fifth in total offense (533.0 ypg), in addition to setting single-season school records for points (604), passing yards (4,240), total yards (6,929), first downs (331) and plays (1,038)

TRANSACTIONS

2016

Drafted by PHI in 5th round (164th overall)
Signed 4-year contract

6-0 | 200  10th Year

DOB: Aug. 1, 1986 (Age 32)

New Orleans,
LouisianaO. Perry Walker
High School

Ole Miss

Mississippi

D3-09 (84th overall)

by Pittsburgh

Acquired: FA-Bal-18



Mike Wallace signed with the Eagles in the 2018 offseason following a two-year stint with the Ravens. Originally a 3rd-round draft choice of the Steelers in 2009, Wallace is one of just 10 active NFL players with 8,000 receiving yards and 500 receptions. He is also the only active player to record 500 catches and 50 TDs while averaging 15.0 yards per reception.

MOST RECEIVING YARDS ACTIVE NFL PLAYERS SINCE 2009

Antonio Brown	9,910
Larry Fitzgerald	9,570
Brandon Marshall	9,316
Julio Jones	9,054
Demaryius Thomas	8,653
DeSean Jackson	8,575
A.J. Green	8,213
Mike Wallace	8,072

RECEIVING AVERAGE ACTIVE NFL PLAYERS SINCE 2009

DeSean Jackson	17.6
T.Y. Hilton	15.8
Julio Jones	15.5
Rob Gronkowski	15.1
Mike Wallace	15.0

(min. 400 receptions)

CAREER HIGHLIGHTS

- Is one of just 10 active NFL players to record 8,000 receiving yards (8,072) and 500 receptions (538)
- Is the only active NFL player to produce at least 500 receptions (538) and 50 receiving TDs (57) while averaging 15.0 yards per reception (15.0)
- Since 2009, ranks 8th among active NFL players with 8,072 receiving yards and 5th in yards per catch (15.0) (min. 400 receptions)

BIRDSEED

Wallace prepped at O. Perry Walker (New Orleans) High School, where he was named league and district MVP after recording 60 catches for 1,039 yards and 19 TDs as a senior. He also earned All-State honors in the 100-meter dash in track and field.

Although he goes by Mike, his first name is actually Burnell, which he went by when he was in high school.

Wallace ran the 2nd-fastest 40-yard dash (4.28 seconds) at the 2009 NFL Scouting Combine, behind Darius Heyward-Bey.



@Wallace17_daKid

In 2017, Wallace led the Ravens in receiving yards (748), receiving average (14.4) and receiving first downs (33) and tied for the team lead in receiving touchdowns (4).



CAREER STATISTICS

Year	Team	GP/S	RECEIVING					OFF SNAPS	
			Rec	Yds	Avg	Lg	TD	No	Pct
2009	Pittsburgh	16/4	39	756	19.4	60t	6	N/A	N/A
2010	Pittsburgh	16/16	60	1257	21.0	56t	10	N/A	N/A
2011	Pittsburgh	16/14	72	1193	16.6	95t	8	N/A	N/A
2012	Pittsburgh	15/14	64	836	13.1	82t	8	835	78%
2013	Miami	16/16	73	930	12.7	57	5	951	93%
2014	Miami	16/16	67	862	12.9	50	10	819	75%
2015	Minnesota	16/12	39	473	12.1	34	2	748	73%
2016	Baltimore	16/16	72	1017	14.1	95t	4	873	77%
2017	Baltimore	15/14	52	748	14.4	66	4	714	66%
Totals		142/122	538	8072	15.0	95t	57	---	---

PLAYOFFS

2010	Pittsburgh	3/2	13	115	8.8	25t	1	N/A	N/A
2011	Pittsburgh	1/1	3	26	8.7	17	0	N/A	N/A
2015	Minnesota	1/0	1	10	10.0	10	0	41	69%
Totals		5/3	17	151	8.9	25t	1	---	---

ADDITIONAL STATISTICS

Fumbles/Lost: 8/4 - 2016 (1/0); 2014 (2/1); 2012 (2/1); 2011 (1/1); 2010 (1/0); 2009 (1/1) **Miscellaneous FRs:** 3 - 2017 (1); 2012 (1); 2010 (1)

Rushing Totals: 34 for 241 yards (7.1 avg.)

Postseason Rushing Totals: 3 for -1 yard (-0.3 avg.)

Kickoff Returns: 1 for 26 yards (11/15/09 vs. Cin.)

CAREER HIGHS

Receptions	10	10/23/16 at NYJ
Receiving Yards	144	9/25/11 at Ind.
Receiving Long	95t	2x, last: 11/6/16 vs. Pit.
Receiving TDs	2	7x, last: 9/18/16 at Cle.

CAREER HIGHLIGHTS (Continued)

- Leads the NFL in 50+ yard receptions since 2016 (8) and ranks 2nd in that category dating back to 2009 (26), trailing only **DeSean Jackson** (36)
- Earned his first **Pro Bowl** nod following the 2011 season after leading the Steelers in receptions (72), receiving yards (1,193) and receiving TDs (8)
- Caught 9 passes for 89 yards and 1 TD when Pittsburgh faced Green Bay in **Super Bowl XLV** (2/6/11)

2017 - BALTIMORE RAVENS (15/14)

- Led the Ravens in receiving yards (748), receiving average (14.4) and receiving first downs (33) and tied for the team lead in receiving TDs (4)
- Set a single-game franchise record in receiving average (44.3) after posting 3 receptions for 133 yards in the 30-17 victory at Oak. (10/8/17)



100+ YARD GAMES (23)

Date	Opponent	Yards
9/25/11	at Indianapolis Colts (W, 23-20)	144
11/14/10	vs. New England Patriots (L, 26-39)	136
10/8/17	at Oakland Raiders (W, 30-17)	133
11/24/13	vs. Carolina Panthers (L, 16-20)	127
9/18/11	vs. Seattle Seahawks (W, 24-0)	126
11/6/16	vs. Pittsburgh Steelers (W, 21-14)	124
9/23/12	at Oakland Raiders (L, 31-34)	123
10/23/16	at New York Jets (L, 16-24)	120
10/23/11	at Arizona Cardinals (W, 32-20)	118
12/3/17	vs. Detroit Lions (W, 44-20)	116
11/21/10	vs. Oakland Raiders (W, 35-3)	116
9/15/13	at Indianapolis Colts (W, 24-20)	115
12/9/12	vs. San Diego Chargers (L, 24-34)	112
11/8/10	at Cincinnati Bengals (W, 27-21)	110
9/11/11	at Baltimore Ravens (L, 7-35)	107
12/15/13	vs. New England Patriots (W, 24-20)	105
10/6/13	vs. Baltimore Ravens (L, 23-26)	105
1/2/11	at Cleveland Browns (W, 41-9)	105
12/14/14	at New England Patriots (L, 13-41)	104
12/23/10	vs. Carolina Panthers (W, 27-3)	104
12/19/10	vs. New York Jets (L, 17-22)	102
9/27/09	at Cincinnati Bengals (L, 20-23)	102
9/26/10	at Tampa Bay Buccaneers (W, 38-13)	100

MULTI-TOUCHDOWN GAMES (7)

Date	Opponent	TDs
9/18/16	at Cleveland Browns (W, 25-20)	2
12/21/14	vs. Minnesota Vikings (W, 37-35)	2
12/9/12	vs. San Diego Chargers (L, 24-34)	2
12/4/11	vs. Cincinnati Bengals (W, 35-7)	2
11/14/10	vs. New England Patriots (L, 26-39)	2
9/26/10	at Tampa Bay Buccaneers (W, 38-13)	2
12/20/09	vs. Green Bay Packers (W, 37-36)	2



2017 GAME-BY-GAME STATISTICS (BAL)

Date	Opp	GP/S	RECEIVING						SNAPS	
			Rec	Yds	Avg	Lg	TD	No	Pct	
Sep 10	at Cin	W	1/0	1	8	8.0	8	0	47	71%
Sep 17	Cle	W	1/1	1	7	7.0	7	0	48	71%
Sep 24	at Jax	L	1/1	1	6	6.0	6	0	50	86%
Oct 1	Pit	L	1/1	6	55	9.2	16t	1	52	75%
Oct 8	at Oak	W	1/1	3	133	44.3	54	0	34	52%
Oct 15	Chi	L	1/1	3	30	10.0	16	0	70	96%
Oct 22	at Min	L	1/1	1	9	9.0	9	0	5	8%
Oct 26	Mia	W	0/0	INACTIVE (CONCUSSION)						
Nov 5	at Ten	L	1/1	4	19	4.8	8	1	59	78%
Nov 19	at GB	W	1/1	4	56	14.0	21t	1	41	70%
Nov 27	Hou	W	1/1	5	48	9.6	24	0	50	75%
Dec 3	Det	W	1/1	5	116	23.2	66	0	47	73%
Dec 10	at Pit	L	1/1	3	72	24.0	40	0	40	63%
Dec 17	at Cle	W	1/1	6	89	14.8	30	0	48	63%
Dec 23	Ind	W	1/1	4	60	15.0	23	0	58	80%
Dec 31	Cin	L	1/1	5	40	8.0	12	1	65	86%
Totals			15/14	52	748	14.4	66	4	714	66%

2016 GAME-BY-GAME STATISTICS (BAL)

Date	Opp	GP/S	RECEIVING						SNAPS	
			Rec	Yds	Avg	Lg	TD	No	Pct	
Sep 11	Buf	W	1/1	3	91	30.3	66t	1	44	65%
Sep 18	at Cle	W	1/1	4	41	10.3	17t	2	53	71%
Sep 25	at Jax	W	1/1	3	34	11.3	15	0	50	75%
Oct 2	Oak	L	1/1	4	44	11.0	17	0	74	83%
Oct 9	Was	L	1/1	7	63	9.0	13	0	61	86%
Oct 16	at NYG	L	1/1	4	97	24.3	70	0	71	86%
Oct 23	at NYJ	L	1/1	10	120	12.0	53	0	54	93%
Nov 6	Pit	W	1/1	4	124	31.0	95t	1	35	50%
Nov 10	Cle	W	1/1	4	59	14.8	23	0	59	72%
Nov 20	at Dal	L	1/1	5	62	12.4	27	0	47	86%
Nov 27	Cin	W	1/1	3	57	19.0	31	0	56	82%
Dec 4	Mia	W	1/1	6	59	9.8	16	0	58	81%
Dec 12	at NE	L	1/1	5	52	10.4	20	0	52	74%
Dec 18	Phi	W	1/1	2	60	30.0	54	0	52	90%
Dec 25	at Pit	L	1/1	4	21	5.3	14	0	63	84%
Jan 1	at Cin	L	1/1	4	33	8.3	11	0	44	60%
Totals			16/16	72	1017	14.1	95t	4	873	77%



CAREER HIGHLIGHTS (Continued)

2016 - BALTIMORE RAVENS (16/16)

- Registered his third career 1,000+ yard season, posting a team-leading 1,017 yards and 4 TDs on 72 receptions (14.1 avg.). Also led the NFL with 5 receptions of 50+ yards
- Produced a career-long (tied) 95-yard receiving TD in the 21-14 victory vs. Pit. [11/6/16], which marked the longest offensive play in Ravens history

2015 - MINNESOTA VIKINGS (16/12, 1/0)

- Registered 473 yards and 2 TDs on 39 receptions, helping the Vikings win the NFC North title

2014 - MIAMI DOLPHINS (16/16)

- Led the Dolphins with 862 receiving yards and a career-high-tying 10 receiving TDs (also 2010 with Pittsburgh)

2013 - MIAMI DOLPHINS (16/16)

- Posted a career-high 73 receptions for 930 yards and 5 TDs in his first season with the Dolphins

2012 - PITTSBURGH STEELERS (15/14)

- Established a team-high 836 receiving yards and tied for the team lead with 8 receiving TDs

2011 - PITTSBURGH STEELERS (16/14, 1/1)

- Named to his first career **Pro Bowl** after leading Pittsburgh in receptions (72), receiving yards (1,193), yards per reception (16.6) and receiving TDs (8)



2015 GAME-BY-GAME STATISTICS (MIN)

				RECEIVING					SNAPS	
Date	Opp		GP/S	Rec	Yds	Avg	Lg	TD	No	Pct
Sep 14	at SF	L	1/1	6	63	10.5	19	0	46	85%
Sep 20	Det	W	1/1	3	38	12.7	22	0	55	85%
Sep 27	SD	W	1/1	3	49	16.3	19	0	35	63%
Oct 4	at Den	L	1/0	8	83	10.4	18	1	55	75%
Oct 18	KC	W	1/1	2	23	11.5	13	0	54	77%
Oct 25	at Det	W	1/1	4	36	9.0	17	0	56	75%
Nov 1	at Chi	W	1/1	0	0	---	--	0	46	79%
Nov 8	StL	W	1/1	1	4	4.0	4	0	45	63%
Nov 15	at Oak	W	1/1	1	22	22.0	22	0	42	68%
Nov 22	GB	L	1/1	0	0	---	--	0	52	81%
Nov 29	at Atl	W	1/1	0	0	---	--	0	44	63%
Dec 6	Sea	L	1/0	2	43	21.5	25	0	40	77%
Dec 10	at Ari	L	1/1	3	42	14.0	23	1	58	85%
Dec 20	Chi	W	1/0	3	37	12.3	34	0	38	61%
Dec 27	NYG	W	1/0	2	11	5.5	8	0	47	66%
Jan 3	at GB	W	1/1	1	22	22.0	22	0	35	73%
Totals			16/12	39	473	12.1	34	2	748	73%
PLAYOFFS										
Jan 10	Sea	L	1/0	1	10	10.0	10	0	41	69%
Totals			1/0	1	10	10.0	10	0	41	69%

2014 GAME-BY-GAME STATISTICS (MIA)

				RECEIVING					SNAPS	
Date	Opp		GP/S	Rec	Yds	Avg	Lg	TD	No	Pct
Sep 7	NE	W	1/1	7	81	11.6	22	1	51	69%
Sep 14	at Buf	L	1/1	5	56	11.2	18	1	58	73%
Sep 21	KC	L	1/1	5	74	14.8	30	0	56	80%
Sep 28	at Oak	W	1/1	3	35	11.7	16	1	33	47%
Oct 12	GB	L	1/1	5	67	13.4	25	1	51	88%
Oct 19	at Chi	W	1/1	5	46	9.2	12	1	58	83%
Oct 26	at Jax	W	1/1	2	59	29.5	50	0	45	76%
Nov 2	SD	W	1/1	3	50	16.7	38	0	54	71%
Nov 9	at Det	L	1/1	5	51	10.2	20	1	53	87%
Nov 13	Buf	W	1/1	4	38	9.5	17	0	49	73%
Nov 23	at Den	L	1/1	4	35	8.8	11	1	46	74%
Dec 1	at NYJ	W	1/1	6	69	11.5	25	0	55	93%
Dec 7	Bal	L	1/1	3	39	13.0	17	0	46	81%
Dec 14	at NE	L	1/1	5	104	20.8	50	1	58	74%
Dec 21	Min	W	1/1	5	58	11.6	16t	2	76	89%
Dec 28	NYJ	L	1/1	0	0	---	--	0	30	43%
Totals			16/16	67	862	12.9	50	10	819	75%



CAREER HIGHLIGHTS (Continued)

2010 - PITTSBURGH STEELERS (16/16, 3/2)

- Finished 5th in the NFL with a career-high 1,257 receiving yards, trailing only **Brandon Lloyd** (1,448), **Roddy White** (1,389), **Reggie Wayne** (1,355) and **Greg Jennings** (1,265)
- Ranked 2nd in the NFL in yards per reception (21.0), behind **DeSean Jackson** (22.5) (min. 40 receptions)
- Also compiled a career-high in receiving TDs (10, since tied in 2014 with Miami)
- Helped Pittsburgh win the AFC North and earn a berth in **Super Bowl XLV**. Notched single-game playoff career highs in receptions (9) and receiving yards (89) against the Packers in **Super Bowl XLV** (2/6/11)

2009 - PITTSBURGH STEELERS (16/4)

- Earned the Joe Greene Great Performance award, given to the Steelers' top rookie, after pulling in 39 receptions for 756 yards (19.4 avg.) and 6 TDs

COLLEGE HIGHLIGHTS

- Started 28 games during his four-year career at Mississippi (2005-08) and posted 101 receptions for 1,910 yards
- As a senior in 2008, earned All-SEC honors after leading the conference and ranking 3rd in the NCAA with 20.1 yards reception while finishing 6th among SEC players with 60.3 receiving yards per game

TRANSACTIONS

2009

Drafted by PIT in 3rd round (84th overall)

Signed 3-year contract

8/28/12

Re-signed by PIT to 1-year contract

12/28/12

Placed on Injured Reserve (hip)

3/12/13

Signed by MIA to 5-year contract

3/13/15

Traded with 2015 7th-round pick from MIA to MIN in exchange for 2015 5th-round pick

3/8/16

Released by MIN

3/15/16

Signed by BAL to 2-year contract

3/22/18

Agreed to terms with PHI on 1-year contract



2013 GAME-BY-GAME STATISTICS (MIA)

				RECEIVING					SNAPS	
Date	Opp		GP/S	Rec	Yds	Avg	Lg	TD	No	Pct
Sep 8	at Cle	W	1/1	1	15	15.0	15	0	59	87%
Sep 15	at Ind	W	1/1	9	115	12.8	34	1	56	85%
Sep 22	Atl	W	1/1	2	22	11.0	12	0	55	98%
Sep 30	at NO	L	1/1	3	24	8.0	10	0	59	98%
Oct 6	Bal	L	1/1	7	105	15.0	49	0	56	97%
Oct 20	Buf	L	1/1	5	76	15.2	46	0	64	97%
Oct 27	at NE	L	1/1	3	41	13.7	25	0	79	100%
Oct 31	Cin	W	1/1	6	82	13.7	40	0	62	98%
Nov 11	at TB	L	1/1	4	15	3.8	11	0	54	92%
Nov 17	SD	W	1/1	4	39	9.8	17	0	56	89%
Nov 24	Car	L	1/1	5	127	25.4	57	1	57	91%
Dec 1	at NYJ	W	1/1	7	82	11.7	28t	1	67	82%
Dec 8	at Pit	W	1/1	2	19	9.5	12	0	57	92%
Dec 15	NE	W	1/1	6	105	17.5	39t	1	56	88%
Dec 22	at Buf	L	1/1	4	38	9.5	13	0	52	96%
Dec 29	NYJ	L	1/1	5	25	5.0	13	1	62	97%
Totals			16/16	73	930	12.7	57	5	951	93%

2012 GAME-BY-GAME STATISTICS (PIT)

				RECEIVING					SNAPS	
Date	Opp		GP/S	Rec	Yds	Avg	Lg	TD	No	Pct
Sep 9	at Den	L	1/1	4	37	9.3	14	1	65	86%
Sep 16	NYJ	W	1/1	5	74	14.8	37t	1	38	59%
Sep 23	at Oak	L	1/1	8	123	15.4	22t	1	65	89%
Oct 7	Phi	W	1/1	2	17	8.5	9	0	62	85%
Oct 11	at Ten	L	1/1	2	94	47.0	82t	1	50	78%
Oct 21	at Cin	W	1/1	8	52	6.5	12	0	59	81%
Oct 28	Was	W	1/1	7	62	8.9	14	0	49	80%
Nov 4	at NYG	W	1/1	3	66	22.0	51t	1	54	77%
Nov 12	KC	W	1/1	3	14	4.7	7t	1	65	100%
Nov 18	Bal	L	1/1	4	24	6.0	13	0	59	82%
Nov 25	at Cle	L	1/1	1	9	9.0	9	0	58	92%
Dec 2	at Bal	W	1/1	5	44	8.8	15	0	41	62%
Dec 9	SD	L	1/1	7	112	16.0	40t	2	61	94%
Dec 16	at Dal	L	1/1	4	95	23.8	60	0	58	95%
Dec 23	Cin	L	1/0	1	13	13.0	13	0	51	80%
PLACED ON INJURED RESERVE (HIP) (12/28/12)										
Totals			15/14	64	836	13.1	82t	8	835	78%

2011 GAME-BY-GAME STATISTICS (PIT)

				RECEIVING					SNAPS	
Date	Opp		GP/S	Rec	Yds	Avg	Lg	TD	No	Pct
Sep 11	at Bal	L	1/1	8	107	13.4	26	0	N/A	N/A
Sep 18	Sea	W	1/1	8	126	15.8	53	1	N/A	N/A
Sep 25	at Ind	W	1/1	5	144	28.8	81t	1	N/A	N/A
Oct 2	at Hou	L	1/1	4	77	19.3	40	0	N/A	N/A
Oct 9	Ten	W	1/1	6	82	13.7	40t	1	N/A	N/A
Oct 16	Jax	W	1/1	2	76	38.0	48	1	N/A	N/A
Oct 23	at Ari	W	1/1	3	118	39.3	95t	1	N/A	N/A
Oct 30	NE	W	1/1	7	70	10.0	16	0	N/A	N/A
Nov 6	Bal	L	1/1	4	68	17.0	25t	1	N/A	N/A
Nov 13	at Cin	W	1/1	6	54	9.0	13	0	N/A	N/A
Nov 27	at KC	W	1/0	2	17	8.5	9	0	N/A	N/A
Dec 4	Cin	W	1/1	3	38	12.7	19t	2	N/A	N/A
Dec 8	Cle	W	1/1	4	57	14.3	22	0	N/A	N/A
Dec 19	at SF	L	1/1	5	66	13.2	36	0	N/A	N/A
Dec 24	StL	W	1/0	4	82	20.5	46	0	N/A	N/A
Jan 1	at Cle	W	1/1	1	11	11.0	11	0	N/A	N/A
Totals			16/14	72	1193	16.6	95t	8	N/A	N/A
PLAYOFFS										
Jan 8	at Den	L	1/1	3	26	8.7	17	0	N/A	N/A
Totals			1/1	3	26	8.7	17	0	N/A	N/A

2010 GAME-BY-GAME STATISTICS (PIT)

				RECEIVING					SNAPS	
Date	Opp		GP/S	Rec	Yds	Avg	Lg	TD	No	Pct
Sep 12	Atl	W	1/1	2	62	31.0	52	0	N/A	N/A
Sep 19	at Ten	W	1/1	2	25	12.5	15	0	N/A	N/A
Sep 26	at TB	W	1/1	3	100	33.3	46t	2	N/A	N/A
Oct 3	Bal	L	1/1	2	24	12.0	20	0	N/A	N/A
Oct 17	Cle	W	1/1	3	90	30.0	50	1	N/A	N/A
Oct 24	at Mia	W	1/1	2	53	26.5	53t	1	N/A	N/A
Oct 31	at NO	L	1/1	3	43	14.3	21	0	N/A	N/A
Nov 8	at Cin	W	1/1	5	110	22.0	39t	1	N/A	N/A
Nov 14	NE	L	1/1	8	136	17.0	33t	2	N/A	N/A
Nov 21	Oak	W	1/1	3	116	38.7	52t	1	N/A	N/A
Nov 28	at Buf	W	1/1	3	33	11.0	17	0	N/A	N/A
Dec 5	at Bal	W	1/1	5	76	15.2	24	0	N/A	N/A
Dec 12	Cin	W	1/1	5	78	15.6	33	0	N/A	N/A
Dec 19	NYJ	L	1/1	7	102	14.6	23	0	N/A	N/A
Dec 23	Car	W	1/1	4	104	26.0	43t	1	N/A	N/A
Jan 2	at Cle	W	1/1	3	105	35.0	56t	1	N/A	N/A
Totals			16/16	60	1257	21.0	56t	10	N/A	N/A
PLAYOFFS										
Jan 15	Bal	W	1/1	3	20	6.7	20	0	N/A	N/A
Jan 23	NYJ	W	1/1	1	6	6.0	6	0	N/A	N/A
Feb 6	at GB	L	1/0	9	89	9.9	25t	1	N/A	N/A
Totals			3/2	13	115	8.8	25t	1	N/A	N/A



2009 GAME-BY-GAME STATISTICS (PIT)

				RECEIVING					SNAPS	
Date	Opp		GP/S	Rec	Yds	Avg	Lg	TD	No	Pct
Sep 10	Ten	W	1/0	3	32	10.7	22	0	N/A	N/A
Sep 20	at Chi	L	1/0	2	13	6.5	10	0	N/A	N/A
Sep 27	at Cin	L	1/0	7	102	14.6	51	0	N/A	N/A
Oct 4	SD	W	1/0	2	47	23.5	35	0	N/A	N/A
Oct 11	at Det	W	1/0	2	52	26.0	47t	1	N/A	N/A
Oct 18	Cle	W	1/0	2	50	25.0	29	0	N/A	N/A
Oct 25	Min	W	1/1	3	72	24.0	40t	1	N/A	N/A
Nov 9	at Den	W	1/0	4	69	17.3	25t	1	N/A	N/A
Nov 15	Cin	L	1/0	1	16	16.0	16	0	N/A	N/A
Nov 22	at KC	L	1/0	2	47	23.5	33	0	N/A	N/A
Nov 29	at Bal	L	1/0	0	0	---	--	0	N/A	N/A
Dec 6	Oak	L	1/0	2	19	9.5	13	0	N/A	N/A
Dec 10	at Cle	L	1/0	2	11	5.5	6	0	N/A	N/A
Dec 20	GB	W	1/1	2	79	39.5	60t	2	N/A	N/A
Dec 27	Bal	W	1/1	3	83	27.7	45	0	N/A	N/A
Jan 3	at Mia	W	1/1	2	64	32.0	54t	1	N/A	N/A
Totals			16/4	39	756	19.4	60t	6	N/A	N/A





6-2 | 323  **6th Year**
DOB: Sept. 14, 1991 (Age 26)



Alabama
D1-13 (10th overall)
by Tennessee
Acquired: FA-Ten-17



Chance Warmack was signed by the Eagles during the 2017 offseason after spending the first four seasons of his career with the Titans. Warmack, who was selected by Tennessee with the 10th-overall pick in 2013, was a part of three national championship teams at Alabama, where he was tutored by Eagles OL coach Jeff Stoutland.

CAREER HIGHLIGHTS

- Saw action in 10 games in his first season with the Eagles, including 3 starts at left guard
- With starts in all 16 games at RG in 2013, became the first Titans rookie OL to start every game since **Michael Roos** in 2005
- Became the first OL selected by the Titans/Oilers in the 1st round (10th overall) since tackle **Brad Hopkins** (13th overall) in 1993 and the first guard drafted with the club's 1st-round choice since **Bruce Matthews** (9th overall) in 1983

COLLEGE HIGHLIGHTS

- In a four-year career at Alabama, appeared in 45 games, including starts in his final 40 contests at LG. Credited with 49 TD-resulting blocks while clearing lanes for individual ball carriers to record 25 performances of 100+ yards during his time in the starting lineup. Also totaled 316 key blocks/knockdowns for the Crimson Tide
- As a senior in 2012, was a first-team All-American selection while helping Alabama to a national championship, starting all 14 contests. Added All-SEC first-team accolades and was rated the best interior offensive lineman eligible for the 2013 NFL Draft by *The NFL Draft Report*

THREE STEP DROP

Hobbies: Making music, watching anime

Bucket list: Travel the world

Desired talent: Play the electric guitar

Surprisingly good at: Eating a lot of food very fast, especially burgers

Best player ever lined up against: Aaron Donald

Favorite athlete growing up: Larry Allen

Moment left star struck: Meeting Jason Peters for the first time

Favorite quote: "Hungry dogs run faster."

Favorite movie: *Little Giants*

Favorite TV show: *Rick and Morty*

Favorite music: J Cole

Favorite meal: Pizza with mushrooms and onions

First jersey: Terrell Owens, Philadelphia Eagles



CAREER STATISTICS

			STARTS	OFF SNAPS	
Year	Team	GP/S	LG	No	Pct
2013	Tennessee	16/16	16	1075	100%
2014	Tennessee	16/16	16	965	99%
2015	Tennessee	14/14	14	830	80%
2016	Tennessee	2/2	2	134	13%
2017	Philadelphia	10/3	3	318	28%
Totals		58/51	51	---	---
PLAYOFFS					
2017	Philadelphia	2/0	0	5	2%
Totals		2/0	0	---	---



COLLEGE HIGHLIGHTS (Continued)

- Also in 2012, paced a veteran front wall with 37 pancakes, 128 key blocks/knockdowns and 19 TD-resulting blocks. Blocked for ten 100+ yard rushing performances, opening holes for a rushing offense that ranked 16th in the nation (227.5 yards per game), in addition to paving the way for the team's 445.5 yards per game in total offense
- As a junior in 2011, started all 13 games for the second consecutive season and was named honorable mention All-America by *Pro Football Weekly* and second-team All-SEC by the league's coaches. Helped Alabama rank 16th nationally in rushing offense (214.5 yards per game), while blocking for eleven 100+ yard rushers
- As a sophomore in 2010, took over the first-string LG duties, starting all 13 games. Helped the Crimson Tide rank 22nd nationally in total offense (444.1 yards per game). Anchored an offensive line that provided time for the nation's No. 4 quarterback in passing efficiency

TRANSACTIONS

- 2013** Drafted by TEN in 1st round (10th overall)
Signed 4-year contract
- 3/10/17** Signed by PHI to 1-year contract
- 9/2/17** Signed by PHI to 1-year contract extension

BIRDSEED

At Alabama, Warmack developed the custom of rolling up his jersey to just under the numbers as a way to stay cooler. Soon, the look became known as "Warmacking," and fans began posting photos on social media of their exposed bellies. Warmack highlighted the best fan photos with what he called "Warmackin' Wednesdays."

Warmack's brother, Dallas, followed in his footsteps and played offensive line at Alabama before moving to Oregon as a graduate transfer in May 2018.

Warmack attended Westlake (GA) High School, where he played with Panthers QB **Cam Newton** during his freshman and sophomore years.



@chancewarmack



@warmackin

QB CARSON WENTZ 11

6-5 | 237  **3rd Year**
DOB: Dec. 30, 1992 (Age 25)



**Bismarck,
North Dakota**



**Century
High School**



North Dakota State
D1-16 (2nd overall)
by Philadelphia

HIGHEST PASSER RATING

NFL QUARTERBACKS IN 2017

104.7	Alex Smith (KC)
103.9	Drew Brees (NO)
102.8	Tom Brady (NE)
101.9	Carson Wentz (Phi.)
100.5	Jared Goff (LAR)

THREE STEP DROP

Hobbies: Hunting, going to lakes, relaxing with friends and spending time with his golden retrievers (Henley & Jersey)

First job: Umpired youth baseball games

Favorite TV show: *Friday Night Lights*

Favorite movie: *The Dark Knight Rises*

If he could play another sport, what position: Baseball, either as a closing pitcher or third baseman

Favorite throwback jerseys:
Walter Payton, Chicago Bears;
Brett Favre, Minnesota Vikings;
Roger Maris, New York Yankees



Originally selected by the Eagles with the 2nd-overall pick of the 2016 NFL Draft, **Carson Wentz** played a crucial role in Philadelphia's **Super Bowl LII**-winning season, leading the team to an 11-2 record in games that he started and throwing a franchise-record 33 TDs. Wentz earned All-Pro honors from the *Associated Press* and was named to his first-career Pro Bowl.

MOST PASSING TDs

NFL QUARTERBACKS IN 2017

Russell Wilson (Sea.)	34
Carson Wentz (Phi.)*	33
Tom Brady (NE)	32
Matthew Stafford (Det.)	29
Several players tied	28

**Missed last 3 games of regular season due to injury*

EAGLES SINGLE-SEASON HISTORY

Carson Wentz (2017)	33
Sonny Jurgensen (1961)	32
Donovan McNabb (2004)	31
R. Cunningham (1990)	30
Norm Snead (1967)	29

CAREER HIGHLIGHTS

- Named second-team **All-Pro** by the *Associated Press* and earned his first career **Pro Bowl** nod as the NFC starting QB following the 2017 season. Also finished 3rd in MVP voting, behind **Tom Brady** and **Todd Gurley II**
- Led the **Super Bowl LII**-winning Eagles to an 11-2 record in games that he started in 2017 (sustained season-ending knee injury in Week 14 at L.A. Rams)
- Established an Eagles single-season record with a career-high 33 passing TDs in 2017, breaking the previous mark of 32 set by **Sonny Jurgensen** in 1961
- Set a franchise and NFL rookie record with a career-high 379 completions in 2016



CARSON WENTZ A01 FOUNDATION

Last summer, Wentz launched the **Carson Wentz A01 Foundation**, which is a nonprofit whose mission is to “uplift individuals and communities around the world by demonstrating God’s love for His people.”

In June 2018, Wentz hosted the inaugural **A01 Foundation Softball Game** at Citizens Bank Park, which featured a home run derby and game played by his teammates. The event sold 25,000 tickets and raised more than \$800,000. Also that evening, Wentz announced the launch of **Thy Kingdom Crumb**, a food truck service that will freely distribute quality food to people in need throughout the Philadelphia area.

The A01 Foundation has partnered with **Mission of Hope** to build a youth multi-sports complex and education center in Haiti, which is now in its second phase of construction. In May 2018, Wentz raised \$260,000 during a two-week fundraising campaign for the complex and personally matched that total, resulting in a \$520,000 pledge through his foundation.

Wentz also established **Camp Conquerers**, which is a youth camp created to provide outdoor opportunities to individuals with physical challenges and life-threatening illnesses.



THE DUTCH DESTROYER

In May 2017, Wentz befriended a boy named Lukas Kusters, who earned the nickname “**Dutch Destroyer**” for his fearless spirit on the football field. Lukas, who was diagnosed with a tumor in his abdomen when he was 8 years old, had received an inspirational video message from Wentz and his only wish was to thank his favorite player for the gesture.

The Eagles invited Lukas’ family to the NovaCare Complex and what was supposed to be a short visit turned into hours. As part of his thank you, Lukas gave Wentz a wristband that says, “Dutch Destroyer,” and Wentz has worn it every day since.

Less than two weeks after his visit, Lukas passed away at 10 years old and was buried in Wentz’s jersey. Wentz wears his “Dutch Destroyer” wristband every game because Lukas’ dream was to play for the Eagles, and with Wentz he can be on an NFL field every Sunday.

Wentz, who regularly keeps in touch with Lukas’ family, helped share Lukas’ story with ESPN’s Tom Rinaldi, and weeks after the interview aired, the family raised nearly \$200,000 through wristband purchases that went towards charities that aid families fighting childhood cancer.

“It’s so much deeper than football is what it comes down to. It’s so much more than just a game.”



MISSION OF HOPE

During the offseason, Wentz travels to Port-au-Prince, Haiti, with **Mission of Hope**, a Christian organization that seeks transformative change for the people of Haiti. During each mission trip, Wentz embraces the culture while sharing his faith, playing with kids and helping paint homes in the community.

“It was very eye-opening to see how much need there really is, and how they’re lacking so many things materialistically. But emotionally and mentally, it was one of the most joyful communities. I think the biggest thing I learned about myself was life isn’t all about stuff. Going there and seeing it gave me an entirely different perspective just because they don’t have much at all.”



@cj_wentz



@cj_wentz11



CAREER STATISTICS

Year	Team	GP/S	PASSING										RUSHING					OFF SNAPS	
			Att	Cmp	Pct	Yds	Y/A	TD	Int	Lg	Sk/Yd	Rate	Att	Yds	Avg	Lg	TD	No	Pct
2016	Philadelphia	16/16	607	379	62.4	3782	6.2	16	14	73t	33/213	79.3	46	150	3.3	17	2	1127	99%
2017	Philadelphia	13/13	440	265	60.2	3296	7.5	33	7	72t	28/162	101.9	64	299	4.7	24	0	879	78%
Totals		29/29	1047	644	61.5	7078	6.8	49	21	73t	61/375	88.8	110	449	4.1	24	2	---	---

PLAYOFFS

2017	Philadelphia	0/0	PLACED ON INJURED RESERVE (KNEE) ON 12/12/17																
Totals		0/0	0	0	---	0	---	0	0	---	0/0	---	0	0	---	---	0	---	---

ADDITIONAL STATISTICS

Fumbles/Lost: 23/6 - 2017 (9/3), 2016 (14/3) **Receptions:** 1 for 7 yards on 12/4/16 at Cin. *[caught own pass tipped by Will Clarke]*



CAREER HIGHLIGHTS (Continued)

2017 - PHILADELPHIA EAGLES (13/13, 0/0)

- Named second-team **All-Pro** by the *Associated Press* and earned his first career **Pro Bowl** nod as the NFC starting QB. Also finished 3rd in MVP voting, behind **Tom Brady** and **Todd Gurley II**
- Led the **Super Bowl LII**-winning Eagles to an 11-2 record in games that he started (sustained season-ending knee injury in Week 14 at L.A. Rams)
- Established an Eagles single-season record with a career-high 33 passing TDs, breaking the previous mark of 32 set by **Sonny Jurgensen** in 1961
- Ranked 2nd in the NFL with 33 passing TDs, trailing only **Russell Wilson** (34). Led the NFL in TDs per game (2.54) and passing TD percentage (7.5%) (min. 400 attempts)
- Became just the third QB in NFL history to throw 33+ TDs and no more than 7 INTs through 13 games, joining **Tom Brady** in 2015 (33-6) and 2007 (45-5) and **Aaron Rodgers** in 2014 (35-3) and 2011 (39-6)
- Only three NFL QBs have recorded 33+ passing TDs and a 100+ passer rating in their first or second season: Wentz in 2017 (33-101.9), **Kurt Warner** in 1999 (41-109.2) and **Dan Marino** in 1984 (48-108.9)
- Ranked 4th in the NFL with a career-high 101.9 passer rating, behind **Alex Smith** (104.7), **Drew Brees** (103.9) and **Tom Brady** (102.8)
- Registered the best red zone passer rating (116.0) in the NFL. Became the first NFL QB with 20+ TDs (23), 0 INTs and 0 sacks in the red zone since **Drew Brees** (23) in 2007
- Led the NFL in third-down passing TDs (14), third-down passer rating (123.7), third-down yards per attempt (9.50) and third-down passing first down percentage (49.2%)
- Posted a career-high-tying 4 TDs in the 43-35, division-clinching win at LAR (12/10/17). Connected with **Alshon Jeffery** on a 2-yard TD on fourth down to give the Eagles a 31-28 lead in the third quarter. The score set the single-season franchise record for passing TDs (33) and happened four plays *after* Wentz injured his knee

CAREER HIGHS

Pass Attempts	60	12/4/16 at Cin.
Completions	36	12/4/16 at Cin.
Passing Yards	364	11/6/16 at NYG
Yards/Attempt	10.7	10/23/17 vs. Was.
Passing Long	73t	9/25/16 vs. Pit.
Passing TDs	4	4x, last: 12/10/17 at LAR
Completion %	75.8	10/9/16 at Det.
Passer Rating	128.3	10/8/17 vs. Ari.
Rush Attempts	8	10/23/17 vs. Was.
Rushing Yards	63	10/23/17 vs. Was.
Rushing Long	24	9/17/17 at KC
Rushing TDs	1	2x, last: 12/18/16 at Bal.

MONTHLY AWARDS (2)

Award	Month	Year
NFC Offensive Player of the Month	October	2017
NFC Offensive Rookie of the Month	September	2016

WEEKLY AWARDS (2)

Award	Week	Year
NFC Offensive Player of the Week	Week 7	2017
NFC Offensive Player of the Week	Week 3	2016



2017 GAME-BY-GAME STATISTICS (PHILADELPHIA)

				PASSING									RUSHING						SNAPS	
Date	Opp		GP/S	Att	Cmp	Pct	Yds	Y/A	TD	Int	Lg	Sk/Yd	Rat	Att	Yds	Avg	Lg	TD	No	Pct
Sep 10	at Was	W	1/1	39	26	66.7	307	7.9	2	1	58t	2/9	96.8	4	6	1.5	4	0	68	100%
Sep 17	at KC	L	1/1	46	25	54.3	333	7.2	2	1	53	6/34	83.0	4	55	13.8	24	0	72	100%
Sep 24	NYG	W	1/1	31	21	67.7	176	5.7	1	0	19	3/15	92.9	6	22	3.7	11	0	76	100%
Oct 1	at LAC	W	1/1	31	17	54.8	242	7.8	1	0	38	1/2	91.1	6	14	2.3	12	0	79	100%
Oct 8	Ari	W	1/1	30	21	70.0	304	10.1	4	1	72t	1/7	128.3	6	11	1.8	7	0	67	100%
Oct 12	at Car	W	1/1	30	16	53.3	222	7.4	3	0	37	3/13	110.7	6	25	4.2	21	0	62	100%
Oct 23	Was	W	1/1	25	17	68.0	268	10.7	4	1	64t	3/24	126.3	8	63	7.9	21	0	65	100%
Oct 29	SF	W	1/1	32	18	56.3	211	6.6	2	1	53t	3/19	84.2	2	7	3.5	6	0	61	87%
Nov 5	Den	W	1/1	27	15	55.6	199	7.4	4	0	32t	1/4	118.7	2	8	4.0	7	0	55	80%
Nov 19	at Dal	W	1/1	27	14	51.9	168	6.2	2	0	28	0/0	95.9	6	13	2.2	6	0	64	100%
Nov 26	Chi	W	1/1	36	23	63.9	227	6.3	3	0	22	1/4	109.4	5	29	5.8	16	0	67	86%
Dec 3	at Sea	L	1/1	45	29	64.4	348	7.7	1	1	51	3/21	86.2	6	30	5.0	12	0	75	100%
Dec 10	at LAR	W	1/1	41	23	56.1	291	7.1	4	1	46	1/10	100.8	3	16	5.3	6	0	68	75%
PLACED ON INJURED RESERVE (KNEE) ON 12/12/17																				
Totals			13/13	440	265	60.2	3296	7.5	33	7	72t	28/162	101.9	64	299	4.7	24	0	879	78%



CAREER HIGHLIGHTS (Continued)

- Between Weeks 8-13 (10/29/17-12/3/17), recorded 135 consecutive pass attempts without an INT, which marked the longest streak of his career
- Registered a career-high-tying 4 TDs and posted a 118.7 passer rating in the 51-23 win vs. Den. (11/5/17). Became the first Eagles QB to throw 4+ TDs with 0 INTs in a single game since **Nick Foles** (7-0) on 11/3/13 at Oakland
- Selected as **NFC Offensive Player of the Month** for the first time in his career after throwing for 1,247 yards, 14 TDs and 3 INTs, while recording a 110.4 QB rating and leading the Eagles to a 5-0 record in October. Became the first Eagle to win the award since **LeSean McCoy** in December 2013
- Named **NFC Offensive Player of the Week** after throwing a career-high-tying 4 TDs, registering a 126.3 passer rating and rushing for a career-high 63 yards in the 34-24 *Monday Night Football* victory vs. Was. (10/23/17)
- Posted career highs with 4 passing TDs and a 128.3 passer rating in the 34-7 win vs. Ari. (10/8/17)

3+ PASSING TD GAMES (6)

Date	Opponent	TDs
12/10/17	at Los Angeles Rams (W, 43-35)	4
11/5/17	vs. Denver Broncos (W, 51-23)	4
10/23/17	vs. Washington Redskins (W, 34-24)	4
10/8/17	vs. Arizona Cardinals (W, 34-7)	4
11/26/17	vs. Chicago Bears (W, 31-3)	3
10/12/17	at Carolina Panthers (W, 28-23)	3

300+ YARD GAMES (8)

Date	Opponent	Yards
11/6/16	at New York Giants (L, 23-28)	364
12/3/17	at Seattle Seahawks (L, 10-24)	348
9/17/17	at Kansas City Chiefs (L, 20-27)	333
12/11/16	vs. Washington Redskins (L, 22-27)	314
12/4/16	at Cincinnati Bengals (L, 14-32)	308
9/10/17	at Washington Redskins (W, 30-17)	307
10/8/17	vs. Arizona Cardinals (W, 34-7)	304
9/25/16	vs. Pittsburgh Steelers (W, 34-3)	301

2016 - PHILADELPHIA EAGLES (16/16)

- Set a franchise and NFL rookie record with a career-high 379 completions
- Produced the 4th-most passing yards (3,782) in Eagles single-season history, behind **Donovan McNabb** in 2008 (3,916) and 2004 (3,875) and **Randall Cunningham** in 1988 (3,808). His 3,782 yards rank 4th in NFL rookie history, trailing only **Andrew Luck** in 2012 (4,374), **Cam Newton** in 2011 (4,051) and **Jameis Winston** in 2015 (4,042)
- Became the first Eagles QB to start all 16 regular-season games since **Donovan McNabb** in 2008



2016 GAME-BY-GAME STATISTICS (PHILADELPHIA)

				PASSING									RUSHING						SNAPS	
Date	Opp		GP/S	Att	Cmp	Pct	Yds	Y/A	TD	Int	Lg	Sk/Yd	Rat	Att	Yds	Avg	Lg	TD	No	Pct
Sep 11	Cle	W	1/1	37	22	59.5	278	7.5	2	0	35t	2/8	101.0	2	1	0.5	1	0	77	100%
Sep 19	at Chi	W	1/1	34	21	61.8	190	5.6	1	0	32	2/10	86.6	6	10	1.7	7	0	72	100%
Sep 25	Pit	W	1/1	31	23	74.2	301	9.7	2	0	73t	0/0	125.9	1	10	10.0	10	0	65	100%
Oct 9	at Det	L	1/1	33	25	75.8	238	7.2	2	1	27	3/8	102.8	2	14	7.0	10	0	61	100%
Oct 16	at Was	L	1/1	22	11	50.0	179	8.1	0	0	54	5/34	77.7	2	2	1.0	3	0	52	100%
Oct 23	Min	W	1/1	28	16	57.1	138	4.9	1	2	27	0/0	52.4	5	6	1.2	6	0	58	100%
Oct 30	at Dal	L	1/1	43	32	74.4	202	4.7	1	0	14	3/8	91.4	1	-3	-3.0	-3	0	78	100%
Nov 6	at NYG	L	1/1	47	27	57.4	364	7.7	0	2	58	2/17	64.5	4	-4	-1.0	3	0	75	100%
Nov 13	Atl	W	1/1	36	25	69.4	231	6.4	0	0	20	2/10	86.7	4	10	2.5	13	0	79	100%
Nov 20	at Sea	L	1/1	45	23	51.1	218	4.8	2	2	26	2/23	61.2	1	2	2.0	2	0	80	100%
Nov 28	GB	L	1/1	36	24	66.7	254	7.1	0	1	24	4/43	75.5	4	33	8.3	17	1	59	100%
Dec 4	at Cin	L	1/1	60	36	60.0	308	5.1	1	3	41	1/2	58.2	3	16	5.3	10	0	80	100%
Dec 11	Was	L	1/1	46	32	69.6	314	6.8	1	1	29	4/26	86.7	2	5	2.5	3	0	78	100%
Dec 18	at Bal	L	1/1	42	22	52.4	170	4.1	0	1	24	1/11	52.7	4	8	2.0	5	1	87	100%
Dec 22	NYG	W	1/1	24	13	54.2	152	6.3	1	1	40t	0/0	70.1	4	27	6.8	11	0	50	89%
Jan 1	Dal	W	1/1	43	27	62.8	245	5.7	2	0	20t	2/13	93.7	1	13	13.0	13	0	76	100%
Totals			16/16	607	379	62.4	3782	6.2	16	14	73t	33/213	79.3	46	150	3.3	17	2	1127	99%



100+ RATING GAMES (9)

Date	Opponent	Rating
10/8/17	vs. Arizona Cardinals (W, 34-7)	128.3
10/23/17	vs. Washington Redskins (W, 34-24)	126.3
9/25/16	vs. Pittsburgh Steelers (W, 34-3)	125.9
11/5/17	vs. Denver Broncos (W, 51-23)	118.7
10/12/17	at Carolina Panthers (W, 28-23)	110.7
11/26/17	vs. Chicago Bears (W, 31-3)	109.4
10/9/16	at Detroit Lions (L, 23-24)	102.8
9/11/16	vs. Cleveland Browns (W, 29-10)	101.0
12/10/17	at Los Angeles Rams (W, 43-35)	100.8

GAME-WINNING DRIVES (2)

Date	Opponent	Score	Final
9/24/17	vs. New York Giants	13-15	24-15
11/13/16	vs. Atlanta Falcons	24-24	27-24

CAREER HIGHLIGHTS (Continued)

- Attempted 134 consecutive passes without an INT from 9/11-10/9/16, marking the 3rd-longest streak to begin a career in NFL history, trailing only **Dak Prescott** (176, 9/11-10/16/16) and **Tom Brady** (162, 11/23/00-10/28/01)
- Registered a career-high 75.8% (25-of-33) completion percentage along with 238 yards and 2 TDs at Det. (10/9/16)
- Named **NFL Offensive Rookie of the Month** for September 2016 after completing 66-of-102 (64.7%) passes for 769 yards, 5 TDs, 0 INTs and a 103.8 passer rating
- Selected as **NFC Offensive Player of the Week** after going 23-of-31 (72.4%) for 301 yards, 2 TDs and a franchise-rookie-record 125.9 passer rating in the 34-3 win vs. Pit. (9/25/16)
- Completed 22-of-37 (59.5%) passes for 278 yards, 2 TDs and a 101.0 passer rating in his debut vs. Cle. (9/11/16). His 278 yards are the most by an Eagles rookie QB in their first start
- Became the first Eagles rookie QB to start in a season opener since **Davey O'Brien** in 1939 and the first to play on opening day since **Randall Cunningham** in 1985
- Named the Eagles starting QB just eight days before the season opener after the team traded **Sam Bradford** to the Vikings on 9/3/16 in exchange for a 1st-round pick in 2017 (DE **Derek Barnett**) and a 4th-round pick in 2018

COLLEGE HIGHLIGHTS

- A member of five straight NCAA Division I FCS national championship teams (2011-15) at North Dakota State, including two as a starter in 2014 and 2015



COLLEGE HIGHLIGHTS (Continued)

- Captained the Bison to a 20-3 overall record (.870 winning percentage) in games that he started. Finished 3rd in school history in career passing yards (5,115), passing TDs (45), completions (392), completion percentage (64.1%) and passer efficiency rating (153.9)
- Started the first 6 games of his senior year in 2015, but sustained a wrist injury and missed the following eight contests. Returned to practice in December and was cleared to play in the national championship game. Led North Dakota State to a 37-10 victory over Jacksonville State
- Earned the starting job as a junior in 2014 and opened all 16 games under center for the Bison. Led North Dakota State to a 15-1 season that culminated with a 29-27 win against Illinois State in the national championship game
- Posted a career year in 2014, setting single-season school records in passing yards (3,111), pass attempts (358) and completions (228), while throwing 25 TDs against 10 INTs

TRANSACTIONS

- | | |
|-----------------|--|
| 2016 | Drafted by PHI in 1st round (2nd overall)
<i>Signed 4-year contract</i> |
| 12/12/17 | Placed on Injured Reserve (knee) |



6-3 | 305  **8th Year**

DOB: March 22, 1989 (Age 29)

**Pittsburgh,
Pennsylvania**



**Central Catholic
High School**



Penn State
D2-11 (48th overall)
by Oakland
Acquired: FA-Jax-16



2017

Originally a 2nd-round draft choice of the Oakland Raiders in 2011, **Stefen Wisniewski** (pronounced STEF-in wiz-NEW-skee) signed with the Eagles as a free agent during the 2016 offseason and re-signed with the club in 2017 on a 3-year deal. The versatile Penn State lineman earned the starting left guard job during the 2017 season to help solidify Philadelphia's **Super Bowl LII**-winning offensive line.

CAREER HIGHLIGHTS

- Has played in 107 regular-season games with 94 starts during his seven-year career. Versatility has allowed him to start 32 games at LG and 62 games at C
- Earned the starting left guard job during the 2017 season to help solidify the Eagles' **Super Bowl LII**-winning offensive line. Helped the team rank 3rd in the NFL in offensive points (414, tied) and rushing offense (132.2), and 7th in total offense (365.8)
- Proved to be a key reserve on the Eagles offensive line in his first season with the club in 2016. Played in all 16 games and made 6 starts at LG. Made his first start of the season at LG at NYG (11/6/16), marking the first time he started a game at the guard position since his rookie year in 2011
- In 2015, started all 16 games at center for the Jacksonville Jaguars and helped protect second-year QB **Blake Bortles**, who set career highs in completions (355), passing yards (4,428) and TD passes (35)
- Despite suffering a torn labrum in 2014, battled through the injury to start all 16 games at center for the Raiders and allowed just 1.5 sacks on the season. Protected Raiders QB **Derek Carr** as the rookie posted the 2nd-most completions (348) and the 5th-most passing touchdowns (21) by a rookie in NFL history

THREE STEP DROP

Biggest influence: His father, Leo, who also played at Penn State and was selected by the Baltimore Colts in the 1982 NFL Draft


First jersey: His uncle, Steve, who was an eight-time Pro Bowler and two-time All-Pro selection at guard with the L.A. Rams and Oakland Raiders (1989-2001)

Best player he has faced: Dontari Poe

Best part of playing offensive line:
"It's the strongest community and it's a genuine unit. There's a real camaraderie on the offensive line."

Most challenging aspect of playing o-line: "It's an unnatural position. When you pass block, you're moving backward trying to stop someone coming at you at full force. It takes a lot of training."

Position he'd like to play:
Defensive end





CAREER STATISTICS

Year	Team	GP/S	STARTS		OFF SNAPS	
			LG	C	No	Pct
2011	Oakland	16/16	15	1	N/A	N/A
2012	Oakland	15/15	0	15	1008	93%
2013	Oakland	14/14	0	14	904	87%
2014	Oakland	16/16	0	16	1013	98%
2015	Jacksonville	16/16	0	16	1058	100%
2016	Philadelphia	16/6	6	0	607	54%
2017	Philadelphia	14/11	11	0	696	62%
Totals		107/94	32	62	---	---

PLAYOFFS						
2017	Philadelphia	3/3	3	0	202	98%
Totals		3/3	3	0	---	---

CAREER HIGHLIGHTS (Continued)

- After playing left guard as a rookie, made the transition to center during the 2012 offseason and started 15 games at the position for the Raiders after missing the season opener with a calf injury
- Started all 16 games at left guard for Oakland as a rookie and was named to the *Pro Football Weekly* All-Rookie Team. Was a part of an offensive line that surrendered a single-season franchise-low 25 sacks, marking the third-lowest total in the league

COLLEGE HIGHLIGHTS

- Earned four letters for the Penn State Nittany Lions and became the first student-athlete in school history to be named an ESPN Academic All-American three times (2008-2010). Appeared in 46 games with 39 starts
- Started all 13 games at right guard as a senior in 2010 and was named a first-team All-American
- Made the switch from guard to center for the 2009 season and started every game for the Nittany Lions, playing 905 snaps and earning first-team All-Big Ten recognition from the coaches and media. Also earned third-team All-American honors from *Collegefootballnews.com*



FOOTBALL IS FAMILY

Stefen's father, Leo Wisniewski (pictured left), was selected by the Baltimore Colts with the 1st pick in the 2nd round of the 1982 NFL Draft (28th overall) and played NT in the league for three seasons (1982-1984). Leo played in 36 games for the Colts and compiled 14.5 sacks, including a career-high 7 in 1984, the first year the Colts played in Indianapolis. Like Stefen, Leo played collegiately at Penn State where he earned three letters and served as a team captain as a senior in 1981.

The NFL ties do not stop with Stefen's father, as his uncle, Steve Wisniewski (pictured right), was an eight-time Pro Bowler and two-time first-team all-pro as a guard for the Raiders from 1989-1991. Seven years after his older brother Leo was selected with the 1st pick of the 2nd round, Steve also became the 1st pick of the 2nd round (29th overall) when he was selected by the Dallas Cowboys in the 1989 NFL Draft. Cowboys rookie head coach Jimmy Johnson immediately traded Steve to the Raiders in exchange for 2nd-round, 3rd-round and 5th-round selections, one of which (2nd round, 39th overall) he used to select current FOX analyst and former FB Daryl Johnston. Like brother Leo and nephew Stefen, Steve played collegiately at Penn State. Steve is pictured above playing in the 1998 Pro Bowl.





HOME RUN DERBY CHAMPION

Wisniewski muscled his way to become champion of the home run derby at the inaugural **Carson Wentz A01 Foundation Softball Game** in June 2018. Wisniewski launched 9 HRs to take home the trophy, entertaining a crowd of 25,000 fans with several deep balls landing over the left field wall at Citizens Bank Park.

PENNSYLVANIA ROOTS

After signing with the Eagles in the 2016 offseason, Wisniewski returned to his home state of Pennsylvania, where he spent the majority of his early football career. A native of Pittsburgh, PA, he was a two-time 1st-team all-state selection at Central Catholic (PA) High School. Wisniewski went on to play collegiately at Penn State, where he earned four letters for the Nittany Lions and was named first-team All-American as a senior in 2010.

BIRDSEED

A native of Pittsburgh, PA, Wisniewski played for coach Terry Trotten at Central Catholic (PA) High School, where he was a two-time first-team all-state selection. In addition to playing football, Wisniewski also lettered on the school's wrestling team and was a member of the National Honor Society. Wisniewski compiled a perfect 4.0 GPA twice at Penn State. He is the son of Leo and Cindy Wisniewski, and has one sister, Sarah.

COLLEGE HIGHLIGHTS (Continued)

- Played in eight games with one start at right guard as a true freshman in 2007 and became the first true freshman to start a game on the Penn State offensive line since 1999. Was just one of two true freshmen to see action during the season and was named to *The Sporting News* Freshman All-Big Ten team

TRANSACTIONS

2011	Drafted by OAK in 2nd round (48th overall) <i>Signed 4-year contract</i>
4/19/15	Signed by JAX to a 1-year contract
4/4/16	Signed by PHI to a 1-year contract
3/10/17	Agreed to terms with PHI on a 3-year contract

Score By Period	Q1	Q2	Q3	Q4	OT	Pts.
Team	106	118	107	126	0	457
Opponents	48	81	63	103	0	295

Passing	Att.	Cmp.	Yds.	Cmp.%	Yds./A
C.Wentz	440	265	3296	60.2%	7.5
N.Foles	101	57	537	56.4%	5.3
N.Sudfeld	23	19	134	82.6%	5.8
Team	564	341	3967	60.5%	7.0
Opponents	601	363	3883	60.4%	6.5

Kick Returns	No.	Yds	Avg.	Lg.	TD
K.Barner	10	194	19.4	27	0
W.Smallwood	4	93	23.3	28	0
C.Clement	2	49	24.5	35	0
B.Celek	2	18	9.0	10	0
Team	18	354	19.7	35	0
Opponents	47	1015	21.6	61	0

TD	TD%	Int.	Int.%	Lg	Sack	Lost	Rat
33	7.5%	7	1.6%	72t	28	162	101.9
5	5.0%	2	2.0%	35	5	44	79.5
0	0.0%	0	0.0%	16	3	24	91.0
38	6.7%	9	1.6%	72t	36	230	97.6
24	4.0%	19	3.2%	77t	38	246	79.5

2017 REGULAR SEASON STATS



DEFENSIVE STATISTICS

Player	Total	Solo	Asst.	TFL	Sacks	QBP/H	INT	KD	FF	FR
Jenkins	119	83	36	11	1.0	5	2	12	1	1
Mills	86	68	18	2	0.0	0	3	22	0	0
Bradham	85	67	18	5	1.0	2	0	8	1	1
McLeod	78	52	26	2	0.0	2	3	11	1	2
Kendricks	72	56	16	4	2.0	5	0	6	0	0
Robinson	54	46	8	1	1.0	0	4	22	0	0
B.Graham	51	43	8	16	9.5	26	0	1	2	1
C.Graham	47	32	15	1	0.0	4	2	6	0	0
Curry	47	31	16	13	3.0	41	0	1	1	0
Darby	39	35	4	1	0.0	0	3	11	0	0
Douglas	39	32	7	0	0.0	0	2	14	0	0
Cox	35	23	12	4	5.5	36	0	3	1	1
Jernigan	34	21	13	9	2.5	18	0	0	0	0
Long	32	23	9	3	5.0	38	0	0	4	0
Hicks	28	24	4	0	0.0	2	0	0	0	1
Barnett	25	18	7	9	5.0	32	0	0	1	2
Allen	24	17	7	7	1.0	12	0	0	0	0
Watkins	19	17	2	1	0.0	0	0	0	0	0
Goode	19	12	7	2	0.0	0	0	0	0	0
Vaeao	17	8	9	0	0.0	0	0	1	0	0
Walker	10	6	4	0	0.0	0	0	1	0	0
Grugier-Hill	9	8	1	0	0.0	0	0	0	0	0
Maragos	9	6	3	1	0.0	0	0	0	0	0
Ellerbe	8	7	1	2	0.0	0	0	0	0	0
Qualls	4	2	2	0	0.0	5	0	0	0	0
Means	3	3	0	2	1.0	4	0	0	0	0
Jones	3	2	1	0	0.0	0	0	0	0	0
McDougle	2	2	0	0	0.0	0	0	1	0	0
Hamilton	2	1	1	0	0.5	2	0	0	0	0
Braman	1	1	0	0	0.0	0	0	0	0	0
Gerry	1	1	0	0	0.0	0	0	1	0	0
A.Jeffery	0	0	0	0	0.0	0	0	1	0	0
Totals	1002	747	255	96	38.0	234	19	122	12	9

*Tackle totals already factor in sacks and TFLs; QBP/H = QB Pressures + Hits

FUMBLE RECOVERIES (9)

Derek Barnett	2
Fletcher Cox	2
Nigel Bradham	1
Brandon Graham	1
Jordan Hicks	1
Malcolm Jenkins	1
Rodney McLeod	1

FORCED FUMBLES (12)

Chris Long	4
Brandon Graham	2
Derek Barnett	1
Nigel Bradham	1
Fletcher Cox	1
Vinny Curry	1
Malcolm Jenkins	1
Rodney McLeod	1

INTERCEPTIONS (19)

Patrick Robinson	4
Ronald Darby	3
Rodney McLeod	3
Jalen Mills	3
Rasul Douglas	2
Corey Graham	2
Malcolm Jenkins	2

MISC. FORCED FUMBLES (1)

Wendell Smallwood	1
MISC. FUMBLE RECOVERIES (1)	
Mack Hollins	1

SACKS (38)

Brandon Graham	9.5
Fletcher Cox	5.5
Derek Barnett	5.0
Chris Long	5.0
Vinny Curry	3.0
Tim Jernigan	2.5
Mychal Kendricks	2.0
Beau Allen	1.0
Nigel Bradham	1.0
Malcolm Jenkins	1.0
Steven Means	1.0
Patrick Robinson	1.0
Justin Hamilton	0.5

INDIVIDUAL SINGLE-GAME BESTS

TACKLES	3 players tied with 13
Jenkins vs. Was. (10/23); Kendricks at Car. (10/12); McLeod at NYG (12/17)	
TACKLES FOR LOSS	2 players tied with 3
D.Barnett vs. Was. (10/23); B.Graham vs. Ari. (10/8)	
SACKS	2 players tied with 2
Barnett vs. Was. (10/23) & at Dal. (11/19); Graham at Was. (9/10)	
PASSES DEFENSED	4 by Robinson vs. Ari. (10/8)
INTERCEPTIONS	7 players tied with 1
Darby at Dal. (11/19), at NYG (12/18) & vs. Oak. (12/25); Douglas vs. NYG (9/24) & at Car. (10/12); C.Graham vs. Was. (10/23) & vs. Chi. (11/26); Jenkins at Dal. (11/19) & vs. Chi. (11/26); McLeod vs. SF (10/29), vs. Den. (11/5) & at Dal. (11/19); Mills at Was. (9/10); at Car. (10/12); vs. SF (10/29); Robinson vs. NYG (9/24), at Car. (10/12), vs. Den. (11/5) & vs. Oak. (12/25)	
FORCED FUMBLES	10 players tied with 1
Barnett at Dal. (11/19); Bradham at LAR (12/10); Cox at Was. (9/10); Curry vs. Oak. (12/25); B.Graham at Was. (9/10) & vs. Chi. (11/26); Grugier-Hill vs. Was. (10/23); Jenkins vs. Oak. (12/25); Long at LAC (10/1), vs. Den. (11/5), at LAR (12/10) & vs. Oak. (12/25); McLeod vs. Ari. (10/8); Smallwood vs. Dal. (12/31)	
FUMBLE RECOVERIES	9 players tied with 1
Barnett at LAC (10/1) & vs. Oak. (12/25); Bradham at Dal. (11/19); Burton at Was. (9/10); Cox at Was. (9/10) & vs. Oak. (12/25); B.Graham at LAR (12/10); Hicks at Was. (9/10); Hollins vs. Dal. (12/31); Jenkins vs. Oak. (12/25); McLeod at LAR (12/10)	
SPECIAL TEAMS TACKLES	4 by Grugier-Hill at NYG (12/17)

SPECIAL TEAMS TACKLES (114)

Kamu Grugier-Hill	19
Corey Clement	10
Najee Goode	10
Corey Graham	10
Trey Burton	9
Malcolm Jenkins	8
Nathan Gerry	6
Chris Maragos	6
Mack Hollins	5
Mychal Kendricks	4
Rick Lovato	4
Dexter McDougle	4
Rodney McLeod	4
Jaylen Watkins	4
Patrick Robinson	3
Joe Walker	3
Rasul Douglas	2
Bryan Braman	1
Trae Elston	1
Shelton Gibson	1

ST FUMBLE RECOVERIES (1)

Trey Burton	1
-------------	---

ST FORCED FUMBLES (1)

Kamu Grugier-Hill	1
-------------------	---

2017 REGULAR SEASON STATS



RED ZONE

Team	Total	TD	FG	MFG	Dwn.	Fbl.	INT	Clk.	Pnt.	TD%	Score%
EAGLES	55	36	12	3	0	2	0	2	286	65.5	87.3
Opponents	38	21	10	2	3	0	2	0	176	55.3	81.6

GOAL-TO-GO

Team	Total	TD	FG	MFG	Dwn.	Fbl.	INT	Clk.	Pnt.	TD%	Score%
EAGLES	24	20	3	0	0	1	0	0	147	83.3	95.8
Opponents	19	13	2	2	2	0	0	0	96	68.4	78.9

EAGLES WEEKLY NFL RANKINGS

Week	OFFENSE			DEFENSE		
	Rush	Pass	Total	Rush	Pass	Total
Week 1	24th	5th	11th	t-10th	15th	10th
Week 2	20th	3rd	5th	14th	16th	12th
Week 3	9th	10th	9th	6th	25th	21st
Week 4	t-3rd	11th	3rd	2nd	30th	24th
Week 5	5th	8th	3rd	2nd	29th	22nd
Week 6	5th	9th	3rd	1st	29th	20th
Week 7	4th	9th	5th	1st	29th	20th
Week 8	5th	11th	6th	1st	26th	14th
Week 9	3rd	13th	5th	1st	25th	11th
Week 10	4th	14th	4th	1st	26th	10th
Week 11	2nd	15th	3rd	1st	19th	7th
Week 12	2nd	15th	3rd	1st	16th	6th
Week 13	2nd	14th	3rd	1st	16th	3rd
Week 14	2nd	11th	3rd	1st	13th	4th
Week 15	2nd	8th	3rd	1st	22nd	6th
Week 16	2nd	12th	4th	1st	20th	5th
Week 17	3rd	13th	7th	1st	17th	4th

MOST FIRST DOWNS EARNED

Player	Rush	Rec.	Total
Zach Ertz	--	46	46
Alshon Jeffery	--	44	44
Nelson Agholor	1	35	36
LeGarrette Blount	30	3	33
Carson Wentz	26	--	26
Corey Clement	19	6	25
Jay Ajayi	14	6	20
Wendell Smallwood	9	6	15
Trey Burton	--	14	14
Torrey Smith	--	11	11
Mack Hollins	--	8	8
Brent Celek	--	7	7
Darren Sproles	4	3	7
Kenjon Barner	3	1	4
Marcus Johnson	--	3	3
Nick Foles	1	--	1
Nate Sudfeld	1	--	1

LONGEST DRIVES

	EAGLES	OPPONENTS
MOST PLAYS:	18 vs. NYG (9/24) 18-90-9:34 Touchdown	16 at Was (9/10) 16-66-8:32 Field Goal
MOST YARDS:	90 2x - at Dal (11/19) 5-90-2:28 Touchdown	99 vs. Dal (12/31) 12-99-5:48 Touchdown
MOST TIME:	9:34 vs. NYG (9/24) 18-90-9:34 Touchdown	8:32 at Was (9/10) 16-66-8:32 Field Goal

LONGEST TOUCHDOWN DRIVES

	EAGLES	OPPONENTS
MOST PLAYS:	18 vs. NYG (9/24) 18-90-9:34	13 3x - at NYG (12/17) 13-76-5:56
MOST YARDS:	90 2x - at Dal (11/19) 5-90-2:28	99 vs. Dal (12/31) 12-99-5:48
MOST TIME:	9:34 vs. NYG (9/24) 18-90-9:34	8:15 at Den (11/5) 13-75-8:15

PENALTY BREAKDOWN

Type of Penalty (Yards Lost)	Phi.	Opp.
Total Penalties	116 (962)	101 (917)
Offensive	54 (454)	39 (325)
Defensive	50 (410)	45 (460)
Special Teams	12 (98)	17 (132)
First Downs Given Up by Penalty	33	37

REPLAY CHALLENGES

	Challenges	No. Overturned
EAGLES	6	2
Opponents	6	2

2017 GAME-BY-GAME STATS



GAME-BY-GAME TEAM STATS

OFFENSE		First Downs			3rd Down		4th Dn.		Time		Total Net Yds			Rushing		Passing				Punting			Penalty		Fumble		Red Zone			TDs								
		Total	Rush	Pass	Pen	Conv	Att	Pct	Conv	Att	Poss	Plays	Yards	Avg	Att	Yards	Avg	Net	Sacks	Yards	Gross	Att	Comp	Pct	INT	No	Avg	Net	No	Yards	Lost	TD	FG	Rush	Pass	Ret		
9/10	at Was	19	1	17	1	8	14	.571	0	0	34:16	65	356	5.5	24	58	2.4	298	2	9	307	39	26	.667	1	4	42.5	41.8	8	76	1	1	1	0	0	2	1	
9/17	at KC	27	6	19	2	8	15	.533	0	0	30:49	69	406	5.9	17	107	6.3	299	6	34	333	46	25	.543	1	4	42.3	35.3	4	30	3	1	5	2	0	2	0	
9/24	NYG	24	13	8	3	5	14	.357	2	3	37:32	73	354	4.8	39	193	4.9	161	3	15	176	31	21	.677	0	4	45.5	40.5	9	103	1	1	3	3	0	2	1	
10/1	at LAC	26	12	11	3	9	16	.563	1	1	39:18	74	454	6.1	42	214	5.1	240	1	2	242	31	17	.548	0	2	47.5	46.0	9	58	1	0	4	2	1	1	0	
10/8	Ari	19	5	11	3	9	14	.643	0	0	35:47	64	419	6.5	33	122	3.7	297	1	7	304	30	21	.700	1	3	43.0	40.7	5	60	0	0	4	2	2	0	4	0
10/12	at Car	15	4	11	0	5	14	.357	1	1	28:34	60	310	5.2	27	101	3.7	209	3	13	222	30	16	.533	0	6	50.8	45.0	10	126	2	1	2	2	0	0	3	0
10/23	Was	23	8	11	4	6	12	.500	0	0	29:45	61	371	6.1	33	127	3.8	244	3	24	268	25	17	.680	1	3	51.0	43.0	9	55	2	0	4	3	1	0	4	0
10/29	SF	19	7	9	3	4	14	.286	1	1	32:57	66	304	4.6	31	112	3.6	192	3	19	211	32	18	.563	1	6	45.8	41.0	4	35	0	0	2	2	0	1	2	1
11/5	Den	25	9	13	3	5	13	.385	2	4	29:54	67	419	6.3	37	197	5.3	222	2	12	234	28	16	.571	0	2	54.0	32.0	5	34	1	1	4	4	0	3	4	0
11/19	at Dal	17	8	9	0	5	14	.357	1	1	29:29	60	383	6.4	33	215	6.5	168	0	0	168	27	14	.519	0	6	45.8	42.5	3	30	0	0	5	4	0	2	2	1
11/26	Chi	24	8	14	2	7	16	.438	3	4	37:08	73	420	5.8	33	176	5.3	244	1	4	248	39	26	.667	0	2	43.5	43.5	11	70	4	3	5	3	0	0	3	1
12/3	at Sea	25	8	15	2	8	16	.500	2	4	31:54	74	425	5.7	26	98	3.8	327	3	21	348	45	29	.644	1	3	41.0	40.3	7	64	2	1	2	0	1	0	1	0
12/10	at LAR	29	5	18	6	8	20	.400	2	2	39:12	85	455	5.4	32	139	4.3	316	2	17	333	51	29	.569	1	4	35.5	36.3	10	67	1	0	5	3	2	0	4	1
12/17	at NYG	22	5	15	2	6	13	.462	0	1	30:53	66	341	5.2	27	108	4.0	233	1	4	237	38	24	.632	0	4	46.8	40.0	7	44	1	0	6	4	2	0	4	0
12/25	Oak	12	3	7	2	1	14	.071	2	2	25:39	61	216	3.5	21	78	3.7	138	2	25	163	38	19	.500	1	8	41.8	39.3	8	60	3	1	3	1	1	0	1	1
12/31	Dal	12	6	5	1	2	11	.182	0	2	29:55	55	219	4.0	18	70	3.9	149	3	24	173	34	23	.676	1	7	42.7	41.0	7	49	3	1	0	0	0	0	0	0
Totals		338	108	193	37	96	230	.417	17	26	32:41	1,073	5,852	5.5	473	2,115	4.5	3,737	36	230	3,967	564	341	.605	9	68	44.6	40.6	116	961	25	11	55	36	12	9	38	6

365.8 132.2 233.6

DEFENSE	First Downs			3rd Down		4th Dn.		Time		Total Net Yds		Rushing		Passing				Punting		Penalty		Fumble		Red Zone		TDs											
	Total	Rush	Pass	Pen	Conv	Att	Pct	Conv	Att	Poss	Plays	Yards	Avg	Att	Yards	Avg	Net	Sacks	Yards	Gross	Att	Comp	Pct	INT	No	Avg	Net	No	Lost	TD	FG	Rush	Pass	Ret			
9/10 at Was	16	3	12	1	3	11	.273	0	1	25:44	61	264	4.3	17	64	3.8	200	4	40	240	40	23	.575	1	4	40.5	40.5	2	15	3	3	2	0	1	0	1	
9/17 at KC	16	6	10	0	5	12	.417	0	0	29:11	51	344	6.7	19	112	5.9	232	4	19	251	28	21	.750	0	5	45.4	35.4	5	40	0	0	3	2	1	2	1	
9/24 NYG	21	2	17	2	3	10	.300	0	2	22:28	64	415	6.5	17	49	2.9	366	0	0	366	47	35	.745	2	4	38.5	31.3	10	137	0	0	5	2	1	0	3	
10/1 at LAC	18	3	12	3	5	10	.500	0	0	20:42	53	400	7.5	13	58	4.5	342	2	5	347	38	22	.579	0	4	47.8	39.0	9	39	2	1	2	1	1	2	0	
10/8 Ari	16	1	13	2	4	14	.286	2	3	24:13	60	307	5.1	14	31	2.2	276	2	15	291	44	28	.636	0	7	49.6	33.9	7	61	1	1	1	1	0	0	1	
10/12 at Car	23	7	12	4	4	16	.250	1	3	31:26	79	305	3.9	25	80	3.2	225	2	14	239	52	28	.538	3	3	45.3	45.3	1	0	1	0	3	2	1	1	0	
10/23 Was	19	2	16	1	4	12	.333	0	1	30:15	62	344	5.5	18	75	4.2	269	4	34	303	40	30	.750	1	5	47.8	39.4	5	55	1	0	4	3	1	0	3	
10/29 SF	14	4	9	1	3	15	.200	0	0	27:03	64	238	3.7	24	94	3.9	144	4	23	167	36	17	.472	2	8	45.5	41.3	6	69	0	0	1	0	0	1	0	
11/5 Den	14	1	12	1	3	13	.231	1	1	30:06	60	226	3.8	19	35	1.8	191	3	17	208	38	19	.500	2	6	50.3	46.7	14	105	1	0	2	1	1	0	1	
11/19 at Dal	14	6	7	1	3	14	.214	0	1	30:31	63	225	3.6	27	112	4.1	113	4	32	145	32	18	.563	3	5	46.8	46.8	2	10	1	1	2	0	1	0	0	
11/26 Chi	8	1	6	1	3	13	.231	0	2	22:52	49	140	2.9	14	6	0.4	134	2	13	147	33	17	.515	2	6	41.8	39.0	9	56	2	0	0	0	0	0	0	
12/3 at Sea	20	4	12	4	6	12	.500	0	0	28:06	58	310	5.3	25	101	4.0	209	2	18	227	31	20	.645	0	5	39.8	39.8	5	46	0	0	3	3	0	0	3	
12/10 at LAR	17	6	8	3	2	7	.286	0	0	20:48	45	307	6.8	17	109	6.4	198	2	1	199	26	16	.615	0	5	56.4	50.2	7	102	2	2	3	3	0	2	2	
12/17 at NYG	27	4	18	5	10	18	.556	0	1	29:07	81	504	6.2	23	75	3.3	429	1	5	434	57	37	.649	1	3	24.7	24.7	5	67	0	0	4	2	1	1	3	
12/25 Oak	13	6	4	3	3	13	.231	0	2	34:21	63	274	4.3	33	137	4.2	137	1	3	140	29	15	.517	2	5	41.4	37.8	7	50	4	3	1	0	1	0	1	
12/31 Dal	16	6	9	1	5	15	.333	0	1	30:05	63	301	4.8	32	129	4.0	172	1	7	179	30	17	.567	0	8	44.5	38.1	7	64	1	1	1	0	0	1	0	
Totals	272	62	177	33	66	205	.322	4	18	27:19	976	4,904	5.0	337	1,267	3.8	3,637	38	246	3,883	601	363	.604	19	83	44.9	39.6	101	916	19	12	37	20	10	7	24	3

306.5 79.2 227.3

2017 GAME-BY-GAME LEADERS



EAGLES INDIVIDUAL LEADERS

Date	Opp	Pass Yds.	Rushing Yds.	Receptions	Receiving Yds.	Touchdowns	Sacks	Tackles
9/10	at Was	C.Wentz - 307	L.Blount - 46	Z.Ertz - 8	Z.Ertz - 93	3 Players - 1	B.Graham - 2.0	J.Mills - 9
9/17	at KC	C.Wentz - 333	C.Wentz - 55	A.Jeffery - 7	Z.Ertz - 97	2 Players - 1	3 Players - 1.0	2 Players - 6
9/24	vs. NYG	C.Wentz - 176	W.Smallwood - 71	Z.Ertz - 8	A.Jeffery - 56	3 Players - 1	None	J.Mills - 12
10/1	at LAC	C.Wentz - 242	L.Blount - 136	Z.Ertz - 5	Z.Ertz - 81	2 Players - 1	2 Players - 1.0	J.Hicks - 9
10/8	vs. Ari	C.Wentz - 304	L.Blount - 74	Z.Ertz - 6	N.Agholor - 93	4 Players - 1	2 Players - 1.0	M.Jenkins - 9
10/12	at Car	C.Wentz - 222	L.Blount - 67	2 Players - 4	A.Jeffery - 71	Z.Ertz - 2	4 Players - 0.5	M.Kendricks - 13
10/23	vs. Was	C.Wentz - 268	C.Wentz - 63	Z.Ertz - 5	Z.Ertz - 89	4 Players - 1	D.Barnett - 2.0	M.Jenkins - 13
10/29	vs. SF	C.Wentz - 211	C.Clement - 54	Z.Ertz - 4	A.Jeffery - 62	4 Players - 1	4 Players - 1.0	2 Players - 8
11/5	vs. Den	C.Wentz - 199	J.Ajayi - 77	A.Jeffery - 6	A.Jeffery - 84	C.Clement - 3	3 Players - 1.0	M.Jenkins - 8
11/19	at Dal	C.Wentz - 168	J.Ajayi - 91	A.Jeffery - 4	A.Jeffery - 67	5 Players - 1	D.Barnett - 2.0	2 Players - 8
11/26	vs. Chi	C.Wentz - 227	L.Blount - 97	Z.Ertz - 10	Z.Ertz - 103	N.Agholor - 2	2 Players - 1.0	R.Darby - 6
12/3	at Sea	C.Wentz - 348	J.Ajayi - 35	N.Agholor - 7	N.Agholor - 141	N.Agholor - 1	B.Graham - 1.5	M.Kendricks - 8
12/10	at LAR	C.Wentz - 291	J.Ajayi - 78	N.Agholor - 8	T.Smith - 100	T.Burton - 2	2 Players - 1.0	R.McLeod - 7
12/17	at NYG	N.Foles - 237	J.Ajayi - 49	N.Agholor - 7	N.Agholor - 59	4 Players - 1	B.Graham - 1.0	R.McLeod - 13
12/25	vs. Oak	N.Foles - 163	J.Ajayi - 52	Z.Ertz - 9	Z.Ertz - 81	2 Players - 1	C.Long - 1.0	2 Players - 10
12/31	vs. Dal	N.Sudfeld - 134	L.Blount - 37	5 Players - 3	M.Hollins - 25	None	S.Means - 1.0	J.Watkins - 8

OPPONENT INDIVIDUAL LEADERS

Date	Opp	Pass Yds.	Rushing Yds.	Receptions	Receiving Yds.	Touchdowns	Sacks	Tackles
9/10	at Was	K.Cousins - 240	R.Kelley - 30	T.Pryor - 6	T.Pryor - 66	2 Players - 1	P.Smith - 1.0	Z.Brown - 12
9/17	at KC	A.Smith - 251	K.Hunt - 81	T.Kelce - 8	T.Kelce - 103	K.Hunt - 2	C.Jones - 3.0	2 Players - 6
9/24	vs. NYG	E.Manning - 366	2 players - 22	O.Beckham - 9	S.Shepard - 133	O.Beckham - 2	3 Players - 1.0	K.Robinson - 10
10/1	at LAC	P.Rivers - 347	A.Ekeler - 35	2 Players - 5	K.Allen - 138	3 Players - 1	D.Philon - 1.0	J.Addae - 11
10/8	vs. Ari	C.Palmer - 291	C.Johnson - 21	A.Ellington - 9	J.Nelson - 80	J.Brown - 1	C.Jones - 1.0	T.Branch - 10
10/12	at Car	C.Newton - 239	C.Newton - 71	C.McCaffrey - 10	K.Benjamin - 99	2 Players - 1	3 Players - 1.0	M.Adams - 8
10/23	vs. Was	K.Cousins - 303	C.Thompson - 38	J.Reed - 8	V.Davis - 67	J.Reed - 2	Z.Brown - 1.5	Z.Brown - 13
10/29	vs. SF	C.Beathard - 167	C.Beathard - 40	2 Players - 4	M.Breida - 39	M.Breida - 1	L.Douzable - 2.0	2 Players - 7
11/5	vs. Den	B.Osweiler - 208	D.Booker - 21	D.Thomas - 8	D.Thomas - 70	2 Players - 1	2 Players - 1.0	V. Miller - 8
11/19	at Dal	D.Prescott - 145	A.Morris - 91	D.Bryant - 8	D.Bryant - 63	None	None	4 Players - 5
11/26	vs. Chi	M.Trubisky - 147	M.Trubisky - 12	D.Inman - 4	D.Inman - 64	None	J.Bullard - 1.0	C.LeBlanc - 7
12/3	at Sea	R.Wilson - 227	M.Davis - 64	D.Baldwin - 5	D.Baldwin - 84	3 Players - 1	F.Clark - 2.0	B.Wagner - 13
12/10	at LAR	J.Goff - 199	T.Gurley - 96	C.Kupp - 5	C.Kupp - 118	T.Gurley - 2	2 Players - 1.0	J.Johnson - 10
12/17	at NYG	E.Manning - 434	W.Gallman - 39	S.Shepard - 11	S.Shepard - 139	T.King - 2	O.Vernon - 1.0	2 Players - 9
12/25	vs. Oak	D.Carr - 140	M.Lynch - 95	2 Players - 3	A.Cooper - 66	A.Cooper - 1	2 Players - 1.0	N.Bowman - 7
12/31	vs. Dal	D.Prescott - 179	E.Elliott - 103	R.Switzer - 4	B.Butler - 50	B.Butler - 1	3 Players - 1.0	S.Lee - 8

2017 THIRD-DOWN EFFICIENCY



EAGLES THIRD-AND...

Date	Opponent	1	2	3	4	5	6	7	8	9	10+	Total
9/10	at Was	1-2	0-0	0-1	1-1	0-0	1-1	1-1	0-1	0-1	4-6	8-14
9/17	at KC	1-1	0-0	0-0	2-2	0-0	0-0	2-5	0-0	0-0	3-7	8-15
9/24	vs. NYG	1-1	0-1	1-1	0-1	0-0	2-3	0-1	1-3	0-0	0-3	5-14
10/1	at LAC	2-2	2-3	4-4	0-1	0-0	0-0	0-0	1-3	0-0	0-3	9-16
10/8	vs. Ari	1-1	1-1	1-1	0-0	1-2	1-1	0-0	0-1	0-0	4-7	9-14
10/12	at Car	1-1	0-0	1-3	0-2	1-2	0-0	0-3	0-0	0-0	2-3	5-14
10/23	vs. Was	1-1	0-0	1-3	1-1	0-0	1-1	0-1	1-2	1-1	0-2	6-12
10/29	vs. SF	1-2	0-1	0-0	1-1	2-3	0-0	0-1	0-2	0-1	0-3	4-14
11/5	vs. Den	1-1	0-0	1-2	0-0	1-1	0-2	0-1	0-2	1-1	1-3	5-13
11/19	at Dal	2-2	1-1	0-1	0-0	0-2	1-1	0-0	0-2	0-0	1-5	5-14
11/26	vs. Chi	1-2	0-0	1-1	0-0	2-2	0-1	0-0	1-1	1-3	1-6	7-16
12/3	at Sea	2-2	2-4	0-1	1-1	0-0	1-5	0-0	0-0	0-0	2-3	8-16
12/10	at LAR	1-1	0-1	2-2	0-1	0-3	0-0	1-1	2-2	0-2	2-7	8-20
12/17	at NYG	2-2	0-1	0-1	0-0	1-2	0-1	0-1	2-2	1-1	0-2	6-13
12/25	vs. Oak	0-1	0-1	0-1	0-3	1-3	0-0	0-0	0-0	0-1	0-4	1-14
12/31	vs. Dal	0-0	1-1	1-1	0-1	0-2	0-0	0-3	0-0	0-0	0-3	2-11
Totals:		18-22	7-15	13-23	6-15	9-22	7-16	4-18	8-21	4-11	20-67	96-230
		81.8	46.7	56.5	40.0	40.1	43.8	22.2	38.1	36.4	29.9	41.7

OPPONENTS THIRD-AND...

Date	Opponent	1	2	3	4	5	6	7	8	9	10+	Total
9/10	at Was	0-0	1-1	0-0	0-0	0-0	0-3	0-0	0-1	0-1	2-5	3-11
9/17	at KC	0-0	1-1	1-1	2-4	0-1	1-1	0-1	0-2	0-0	0-1	5-12
9/24	vs. NYG	0-2	1-2	0-0	1-1	1-1	0-1	0-1	0-0	0-0	0-2	3-10
10/1	at LAC	0-0	0-0	0-1	2-2	0-0	0-0	0-0	1-1	0-1	2-5	5-10
10/8	vs. Ari	1-2	0-1	0-1	0-0	0-0	0-0	0-0	1-2	1-3	1-5	4-14
10/12	at Car	1-2	0-1	0-0	1-2	0-2	0-0	0-0	2-2	0-2	0-5	4-16
10/23	vs. Was	0-2	0-1	0-0	1-1	1-2	0-1	1-1	0-1	0-1	1-2	4-12
10/29	vs. SF	1-3	0-1	0-0	0-0	1-2	0-2	0-1	0-0	1-2	0-4	3-15
11/5	vs. Den	1-1	0-1	0-0	0-0	1-1	1-2	0-1	0-0	0-0	0-7	3-13
11/19	at Dal	0-0	1-2	0-1	1-2	1-2	0-1	0-1	0-1	0-0	0-4	3-14
11/26	vs. Chi	0-0	0-1	0-0	0-0	1-2	0-0	0-0	0-1	0-1	2-8	3-13
12/3	at Sea	1-1	0-0	0-0	0-1	1-1	0-1	2-3	1-2	0-0	1-3	6-12
12/10	at LAR	0-0	0-0	0-2	0-1	1-1	0-0	0-0	0-0	0-0	1-3	2-7
12/17	at NYG	1-1	3-3	2-2	0-2	3-3	0-0	0-1	0-2	1-1	0-3	10-18
12/25	vs. Oak	1-1	1-1	0-2	1-1	0-1	0-0	0-1	0-2	0-0	0-4	3-13
12/31	vs. Dal	0-0	0-0	1-1	0-0	2-4	0-0	2-6	0-1	0-0	0-3	5-15
Totals:		7-15	8-16	4-11	9-17	13-23	2-12	5-17	5-18	3-12	10-64	66-205
		46.7	50.0	36.4	52.9	56.5	16.7	29.4	27.8	25.0	15.6	32.2



EAGLES GAME-BY-GAME DRIVES

Date	Opponent	Quarterback	Drives	Drives Ended By...									Points Yielded	Points Per Drive	Drive Efficiency
				TD	FG	MFG	Punt	Down	INT	FUM	Safety	Clock			
9/10	at Was	Wentz	12	2	3	0	4	0	1	1	0	1	22	1.83	41.7
9/17	at KC	Wentz	11	2	2	1	4	0	1	0	0	1	20	1.82	36.4
9/24	vs. NYG	Wentz	13	3	2	1	4	1	0	1	0	1	27	2.08	38.5
10/1	at LAC	Wentz	9	2	4	0	2	0	0	0	0	1	26	2.89	66.7
10/8	vs. Ari	Wentz	11	4	2	0	3	0	1	0	0	1	34	3.09	54.5
10/12	at Car	Wentz	13	3	2	0	6	0	0	1	0	1	28	2.15	38.5
10/23	vs. Was	Wentz	12	4	2	1	3	0	1	0	0	1	34	2.83	50.0
10/29	vs. SF	Wentz	12	3	2	0	6	0	1	0	0	0	25	2.08	41.7
		Foles	1	0	0	0	0	0	0	0	0	1	0	0.00	0.00
		TOTAL vs. SF	13	3	2	0	6	0	1	0	0	0	25	1.92	38.5
11/5	vs. Den	Wentz	10	6	1	0	2	1	0	0	0	0	44	4.40	70.0
		Foles	4	1	0	0	0	1	0	1	0	1	7	1.75	25.0
		TOTAL vs. Den	14	7	1	0	2	2	0	1	0	1	51	3.64	57.1
11/19	at Dal	Wentz	12	4	0	1	6	0	0	0	0	1	29	2.42	33.3
11/26	vs. Chi	Wentz	9	4	1	0	2	1	0	1	0	0	31	3.44	55.6
		Foles	2	0	0	0	0	0	0	1	0	1	0	0.00	0.00
		TOTAL vs. Chi	11	4	1	0	2	1	0	2	0	1	31	2.82	45.5
12/3	at Sea	Wentz	10	1	1	0	3	2	1	1	0	1	10	1.00	20.0
12/10	at LAR	Wentz	9	4	1	0	3	0	1	0	0	0	31	3.44	55.6
		Foles	3	0	2	0	1	0	0	0	0	0	6	2.00	66.7
		TOTAL vs. LAR	12	4	3	0	4	0	1	0	0	0	37	3.08	58.3
12/17	at NYG	Foles	12	4	2	0	4	1	0	0	0	1	34	2.83	50.0
12/25	vs. Oak	Foles	14	1	2	1	8	0	1	1	0	0	13	0.93	21.4
12/31	vs. Dal	Foles	4	0	0	0	2	1	1	0	0	0	0	0.00	0.0
		Sudfeld	8	0	0	0	5	1	0	1	0	1	0	0.00	0.0
		TOTAL vs. Dal	12	0	0	0	7	2	1	1	0	1	0	0.00	0.0
SEASON TOTALS															
		Wentz	143	42	23	4	48	5	7	5	0	9	361	2.52	45.5
		Foles	40	6	6	1	15	3	2	3	0	4	60	1.50	30.0
		Sudfeld	8	0	0	0	5	1	0	1	0	1	0	0.00	0.0
		TEAM	191	48	29	5	68	9	9	9	0	14	421	2.20	40.3

OPPONENTS GAME-BY-GAME DRIVES

Date	Opponent	Quarterback	Drives	Drives Ended By...									Points Yielded	Points Per Drive	Drive Efficiency
				TD	FG	MFG	Punt	Down	INT	FUM	Safety	Clock			
9/10	at Was	Cousins	10	1	1	0	4	1	1	2	0	0	10	1.00	20.0
9/17	at KC	Smith	10	3	2	0	5	0	0	0	0	0	27	2.70	50.0
9/24	vs. NYG	Manning	12	3	1	0	4	2	2	0	0	0	24	2.00	33.3
10/1	at LAC	Rivers	9	3	1	0	4	0	0	1	0	0	24	2.67	44.4
10/8	vs. Ari	Palmer	11	1	0	1	7	1	0	1	0	0	7	0.64	9.1
10/12	at Car	Newton	13	2	3	0	3	2	3	0	0	0	23	1.77	38.5
10/23	vs. Was	Cousins	12	3	1	0	5	1	1	0	0	1	24	2.00	33.3
10/29	vs. SF	Beathard	14	1	1	1	8	0	2	0	0	1	10	1.40	14.3
11/5	vs. Den	Osweiler	12	1	3	0	6	0	2	0	0	0	16	1.33	33.3
11/19	at Dal	Prescott	12	0	3	0	4	0	3	1	0	1	9	0.75	25.0
		Rush	1	0	0	0	1	0	0	0	0	0	0	0.00	0.00
		TOTAL at Dal	13	0	3	0	5	0	3	1	0	1	9	0.69	23.1
11/26	vs. Chi	Trubisky	12	0	1	1	6	1	2	0	0	1	3	0.25	8.33
12/3	at Sea	Wilson	10	3	1	0	5	0	0	0	0	1	24	2.40	40.0
12/10	at LAR	Goff	12	4	0	0	5	0	0	2	0	1	28	2.33	33.3
12/17	at NYG	Manning	12	4	1	1	3	1	1	0	0	1	29	2.41	41.7
12/25	vs. Oak	Carr	15	1	1	1	5	1	2	3	0	1	10	0.67	13.3
12/31	vs. Dal	Prescott	11	1	0	1	8	1	0	0	0	0	6	0.55	9.1
SEASON TOTALS															
		Opponents	188	31	20	6	83	11	19	10	0	8	274	1.46	27.1



TAKEAWAYS

Date	Opponent	Turnover	Starting L.O.S.	Point of Turnover	Resulting L.O.S.	Quarter	Result (Points)
9/10	at Was	J.Hicks FR (F.Cox FF of K.Cousins)	PHI 37	PHI 48	WAS 48	1	Fumble (0)
		(ST) T.Burton FR (J.Crowder Muffed Punt)	PHI 20	WAS 40	WAS 39	1	Touchdown (6)
		*J.Mills INT (K.Cousins)	PHI 14	End Zone	PHI 15	4	Punt (0)
		+F.Cox FR (B.Graham FF of K.Cousins)	WAS 32	WAS 24	---	4	Touchdown (8)
9/17	at KC	NONE					
9/24	vs. NYG	R.Douglas INT (E.Manning)	PHI 42	PHI 4	PHI 4	2	Downs (0)
		P.Robinson INT (E.Manning)	NYG 46	PHI 46	PHI 46	3	Touchdown (7)
10/1	at LAC	D.Barnett FR (C.Long FF of P.Rivers)	PHI 39	PHI 41	PHI 32	1	Touchdown (7)
10/8	vs. Ari	(TB) J.Nelson FUM into EZ (R.McLeod FF)	PHI 29	PHI 1	PHI 20	4	Clock (0)
10/12	at Car	R.Douglas INT (C.Newton)	CAR 14	CAR 19	CAR 12	2	Touchdown (7)
		P.Robinson INT (C.Newton)	CAR 18	CAR 17	CAR 17	3	Touchdown (8)
		J.Mills INT (C.Newton)	PHI 41	PHI 15	PHI 16	4	Punt (0)
10/23	vs. Was	C.Graham INT (K.Cousins)	WAS 39	WAS 40	WAS 26	4	Field Goal (3)
10/29	vs. SF	R.McLeod INT (C.Beathard)	PHI 46	PHI 42	PHI 46	2	Punt (0)
		+J.Mills INT (C.Beathard)	SF 28	SF 37	---	2	Touchdown (8)
11/5	vs. Den	P.Robinson INT (B.Osweiler)	DEN 25	DEN 32	DEN 15	1	Touchdown (7)
		R.McLeod INT (B.Osweiler)	DEN 25	PHI 39	DEN 11	3	Touchdown (6)
11/19	at Dal	R.McLeod INT (D.Prescott)	DAL 20	DAL 28	DAL 15	1	Missed FG (0)
		R.Darby INT (D.Prescott)	DAL 18	PHI 49	DAL 46	2	Punt (0)
		+N.Bradham FR (D.Barnett FF of D.Prescott)	DAL 45	DAL 37	---	4	Touchdown (8)
		*(TB) M.Jenkins INT (D.Prescott)	PHI 11	End Zone	---	4	Punt (0)
11/26	vs. Chi	M.Jenkins INT (M.Trubisky)	CHI 40	50	50	1	Fumble (0)
		C.Graham INT (M.Trubisky)	PHI 31	PHI 22	CHI 19	4	Clock (0)
12/3	at Sea	NONE					
12/10	at LAR	R.McLeod FR (C.Long FF of J.Goff)	LAR 35	LAR 34	LAR 25	4	Field Goal (3)
		+B.Graham FR (N.Bradham FF of T.Austin)	LAR 24	LAR 16	---	4	Touchdown (6)
12/17	at NYG	R.Darby INT (E.Manning)	NYG 45	PHI 43	NYG 20	2	Touchdown (7)
12/25	vs. Oak	P.Robinson INT (D.Carr)	PHI 47	PHI 37	OAK 44	3	Fumble (0)
		F.Cox FR (V.Curry FF of M.Lynch)	OAK 30	OAK 30	OAK 30	3	Field Goal (3)
		M.Jenkins FR (M.Jenkins FF of J.Richard)	PHI 24	PHI 16	PHI 16	4	Punt (0)
		R.Darby INT (D.Carr)	OAK 46	PHI 48	PHI 48	4	Field Goal (3)
		+D.Barnett FR (J.Richard FUM)	OAK 36	OAK 30	---	4	Touchdown (6)
12/31	vs. Dal	(OFF) M.Hollins FR (W.Smallwood FF of D.Ross)	PHI 35	PHI 23	PHI 1	4	Clock (0)

Totals: 31 takeaways resulting in 103 points

L.O.S. - Line of scrimmage, * - Red zone play, + - Touchdown return, **(ST)** - Special teams play, **(TB)** - Touchback, **(OFF)** - Offensive Recovery



GIVEAWAYS

Date	Opponent	Turnover	Starting L.O.S.	Point of Turnover	Resulting L.O.S.	Quarter	Result (Points)
9/10	at Was	C.Wentz FUM (M.Foster FR)	WAS 34	WAS 42	50	1	Punt (0)
		+C.Wentz INT (R.Kerrigan)	PHI 20	PHI 24	---	2	Touchdown (7)
9/17	at KC	ST-D.Sproles FUM (J.Winchester FF, A.Sherman FR)	---	PHI 20	PHI 24	2	Field Goal (3)
		C.Wentz INT (C.Jones)	PHI 31	PHI 28	PHI 31	4	Touchdown (7)
9/24	vs. NYG	Z.Ertz FUM (L.Collins FF, E.Apple FR)	PHI 29	PHI 38	PHI 33	4	Touchdown (7)
10/1	at LAC	NONE					
10/8	vs. Ari	(TB) C.Wentz INT (A.Bethea)	ARI 25	End Zone	ARI 20	2	Blocked FG (0)
10/12	at Car	C.Wentz FUM (J.Peppers FF, K.Short FR)	CAR 35	CAR 40	CAR 36	1	Punt (0)
10/23	vs. Was	C.Wentz INT (Q.Dunbar)	PHI 4	WAS 42	WAS 42	1	Punt (0)
10/29	vs. SF	C.Wentz INT (A.Witherspoon)	PHI 22	PHI 40	PHI 21	3	Touchdown (7)
11/5	vs. Den	+N.Foles FUM (V.Miller FF, B.Marshall FR)	PHI 27	PHI 19	---	4	Touchdown (7)
11/19	at Dal	NONE					
11/26	vs. Chi	(OFF) M.Jenkins FUM (D.Sims FF, T.McBride FR)	---	CHI 48	50	1	Punt (0)
		L.Blount FUM (P.Amukamara FF, E.Goldman FR)	PHI 7	PHI 42	PHI 42	1	Missed FG (0)
		*N.Foles FUM (Aborted, I.Irving FR)	CHI 19	CHI 22	CHI 23	4	Interception (0)
12/3	at Sea	*(TB) C.Wentz FUM (S.Richardson FF, Out of EZ)	SEA 6	SEA 1	SEA 20	3	Touchdown (7)
		(TB) C.Wentz INT (B.Maxwell)	PHI 48	End Zone	SEA 20	4	Punt (0)
12/10	at LAR	C.Wentz INT (K.Webster)	PHI 30	PHI 37	PHI 37	1	Touchdown (7)
12/17	at NYG	NONE					
12/25	vs. Oak	J.Ajayi FUM (R.Nelson FF, T.Carrie FR)	OAK 44	OAK 30	OAK 30	3	Fumble (0)
		N.Foles INT (R.Nelson)	PHI 38	PHI 40	PHI 37	4	Fumble (0)
12/31	vs. Dal	N.Foles INT (C.Awuzie)	PHI 25	DAL 48	DAL 48	1	Punt (0)
		M.Johnson FUM (B.Jones FF, D.Ross FR)	PHI 35	PHI 41	---	4	Fumble (0)

Totals: 20 giveaways resulting in 52 points

L.O.S. - Line of scrimmage, ***** - Red zone play, **+** - Touchdown return, **(ST)** - Special teams play, **(TB)** - Touchback, **(OFF)** - Offensive Recovery

2017 PLAYS OF 20+ YARDS



WEEK 1 - EAGLES at REDSKINS (9/10)

EAGLES: 4 pass, 0 rush

Description	Run	Pass
Carson Wentz to Nelson Agholor		58T
Carson Wentz to Torrey Smith		30
Carson Wentz to Alshon Jeffery		24
Carson Wentz to Zach Ertz		23
REDSKINS: 3 pass, 0 rush		
Description	Run	Pass
Kirk Cousins to Ryan Grant		34
Kirk Cousins to Chris Thompson		29T
Kirk Cousins to Terrelle Pryor		28

WEEK 2 - EAGLES at CHIEFS (9/17)

EAGLES: 3 pass, 1 rush

Description	Run	Pass
Carson Wentz to Zach Ertz		53
Carson Wentz to Torrey Smith		24
Carson Wentz run	24	
Carson Wentz to Torrey Smith		22
CHIEFS: 2 pass, 1 rush		
Description	Run	Pass
Kareem Hunt run	53T	
Alex Smith to Travis Kelce		44
Alex Smith to Chris Conley		35

WEEK 3 - EAGLES vs. GIANTS (9/24)

EAGLES: 0 pass, 2 rush

Description	Run	Pass
LeGarrette Blount run	20	
Wendell Smallwood run	20	
GIANTS: 1 pass, 1 rush		
Description	Run	Pass
Eli Manning to Sterling Shepard		77T
Orleans Darkwa run	20	

WEEK 4 - EAGLES at CHARGERS (10/1)

EAGLES: 4 pass, 1 rush

Description	Run	Pass
LeGarrette Blount run	68	
Carson Wentz to Zach Ertz		38
Carson Wentz to Nelson Agholor		36
Carson Wentz to Wendell Smallwood		24
Carson Wentz to LeGarrette Blount		20
CHARGERS: 5 pass, 1 rush		
Description	Run	Pass
Philip Rivers to Tyrell Williams		75T
Philip Rivers to Keenan Allen		50
Philip Rivers to Keenan Allen		49
Austin Ekeler run	35T	
Philip Rivers to Keenan Allen		21
Philip Rivers to Tyrell Williams		20

WEEK 5 - EAGLES vs. CARDINALS (10/8)

EAGLES: 3 pass, 1 rush

Description	Run	Pass
Carson Wentz to Nelson Agholor		72T
Carson Wentz to Torrey Smith		59T
LeGarrette Blount run	37	
Carson Wentz to Corey Clement		22
CARDINALS: 1 pass, 0 rush		
Description	Run	Pass
Carson Palmer to Jaron Brown		20

WEEK 6 - EAGLES at PANTHERS (10/12)

EAGLES: 4 pass, 0 rush

Description	Run	Pass
Carson Wentz to Alshon Jeffery		37
Carson Wentz to Nelson Agholor		24T
Carson Wentz to Nelson Agholor		24
Carson Wentz to Mack Hollins		20
PANTHERS: 1 pass, 0 rush		
Description	Run	Pass
Cam Newton to Devin Funchess		20

WEEK 7 - EAGLES vs. REDSKINS (10/23)

EAGLES: 4 pass, 3 rush

Description	Run	Pass
Carson Wentz to Mack Hollins		64T
Carson Wentz to Zach Ertz		46
Carson Wentz run	26	
Carson Wentz to Alshon Jeffery		24
Carson Wentz run	21	
Carson Wentz to Zach Ertz		21
LeGarrette Blount run	21	
REDSKINS: 5 pass, 0 rush		
Description	Run	Pass
Kirk Cousins to Niles Paul		32
Kirk Cousins to Vernon Davis		31
Kirk Cousins to Vernon Davis		31
Kirk Cousins to Jamison Crowder		20
Kirk Cousins to Jordan Reed		20

WEEK 8 - EAGLES vs. 49ERS (10/29)

EAGLES: 2 pass, 1 rush

Description	Run	Pass
Carson Wentz to Alshon Jeffery		53T
Carson Wentz to Mack Hollins		24
Corey Clement run	22	
49ERS: 3 pass, 0 rush		
Description	Run	Pass
C.J. Beathard to Garrett Celek		24
C.J. Beathard to George Kittle		22
C.J. Beathard to Matt Breida		21T



WEEK 9 - EAGLES vs. BRONCOS (11/5)

EAGLES: 3 pass, 3 rush

Description	Run	Pass
Jay Ajayi run	46T	
Nick Foles to Nelson Agholor		35
Carson Wentz to Alshon Jeffery		32T
Carson Wentz to Trey Burton		27T
Wendell Smallwood run	26	
Corey Clement run	22	
BRONCOS: 2 pass, 0 rush		
Description	Run	Pass
Brock Osweiler to Cody Latimer		32
Brock Osweiler to Emmanuel Sanders		30

WEEK 11 - EAGLES at COWBOYS (11/19)

EAGLES: 3 pass, 2 rush

Description	Run	Pass
Jay Ajayi run	71	
LeGarrette Blount	30	
Carson Wentz to Brent Celek		28
Carson Wentz to Kenjon Barner		22
Carson Wentz to Alshon Jeffery		22
COWBOYS: 0 pass, 2 rush		
Description	Run	Pass
Alfred Morris run	22	
Alfred Morris run	20	

WEEK 12 - EAGLES vs. BEARS (11/26)

EAGLES: 1 pass, 2 rush

Description	Run	Pass
Jay Ajayi run	30	
LeGarrette Blount	22	
Carson Wentz to Zach Ertz		22
BEARS: 0 pass, 0 rush		
Description	Run	Pass
NONE		

WEEK 13 - EAGLES at SEAHAWKS (12/3)

EAGLES: 6 pass, 0 rush

Description	Run	Pass
Carson Wentz to Nelson Agholor		51
Carson Wentz to Nelson Agholor		32
Carson Wentz to Nelson Agholor		27T
Carson Wentz to Alshon Jeffery		23
Carson Wentz to Corey Clement		23
Carson Wentz to Alshon Jeffery		20
SEAHAWKS: 3 pass, 2 rush		
Description	Run	Pass
Russell Wilson to Doug Baldwin		47
Russell Wilson to Mike Davis		23
Russell Wilson run, lateral to Mike Davis	23	
Mike Davis run	22	
Russell Wilson to Nick Vannett		21

WEEK 14 - EAGLES at RAMS (12/10)

EAGLES: 4 pass, 0 rush

Description	Run	Pass
Carson Wentz to Torrey Smith		46
Carson Wentz to Corey Clement		28
Carson Wentz to Torrey Smith		24
Carson Wentz to Trey Burton		20T
RAMS: 3 pass, 2 rush		
Description	Run	Pass
Jared Goff to Cooper Kupp		64
Todd Gurley run	30	
Jared Goff to Cooper Kupp		23
Todd Gurley	21	
Jared Goff to Todd Gurley		20

WEEK 15 - EAGLES at GIANTS (12/17)

EAGLES: 1 pass, 1 rush

Description	Run	Pass
Nick Foles to Jay Ajayi		32
Jay Ajayi	22	
GIANTS: 5 pass, 0 rush		
Description	Run	Pass
Eli Manning to Sterling Shepard		67T
Eli Manning to Tavarres King		57T
Eli Manning to Evan Engram		28
Eli Manning to Roger Lewis		25
Eli Manning to Roger Lewis		25

WEEK 16 - EAGLES vs. RAIDERS (12/25)

EAGLES: 1 pass, 0 rush

Description	Run	Pass
Nick Foles to Zach Ertz		25
RAIDERS: 2 pass, 1 rush		
Description	Run	Pass
Derek Carr to Amari Cooper		63T
Jalen Richard run	34	
Derek Carr to Jalen Richard		23

WEEK 17 - EAGLES vs. COWBOYS (12/31)

EAGLES: 0 pass, 1 rush

Description	Run	Pass
Nate Sudfeld run	22	
COWBOYS: 3 pass, 1 rush		
Description	Run	Pass
Dak Prescott to Brice Butler		30
Ezekiel Elliott run	25	
Dak Prescott to Ezekiel Elliott		22
Dak Prescott to Brice Butler		20T

2017 POSTSEASON STATS



Record: 3-0

Head Coach: Doug Pederson

1/13	W	15-10	Atlanta	69,596
1/21	W	38-7	Minnesota	69,596
2/4	W	41-33	at New England	67,612

Rushing	No.	Yds	Avg.	Lg.	TD
J.Ajayi	42	184	4.4	26	0
L.Blount	29	130	4.5	36	3
C.Clement	6	33	5.5	14	0
N.Agholor	4	29	7.3	21	0
N.Foles	5	-2	-0.4	1	0
N.Sudfeld	3	-4	-1.3	-1	0
Team	89	370	4.2	36	3
Opponents	60	269	4.5	26t	1

Scoring	TD	Ru.	Rec.	Ret.	PAT	FG	2pt.	Saf.	Pts.
J.Elliott	0	0	0	0	7/9	7/7	0	--	28
L.Blount	3	3	0	0	---	---	0	--	18
A.Jeffery	3	0	3	0	---	---	0	--	18
C.Clement	1	0	1	0	---	---	0	--	6
Z.Ertz	1	0	1	0	---	---	0	--	6
N.Foles	1	0	1	0	---	---	0	--	6
P.Robinson	1	0	0	1	---	---	0	--	6
T.Smith	1	0	1	0	---	---	0	--	6
Team	11	3	7	1	7/9	7/7	0	--	94
Opponents	6	1	5	0	5/6	3/4	0	--	50

2-Pt. Conversions: Team 0/2, Opponents: 0/0

Field Goals (Game-by-Game)

Elliott: (53G, 37G, 21G) (38G) (25G, 42G, 46G)

Opps: (33G) (1) (26G, 26LU, 45G)

Field Goals	1-19	20-29	30-39	40-49	50+
J.Elliott	0/0	2/2	2/2	2/2	1/1
Team	0/0	2/2	2/2	2/2	1/1
Opponents	0/0	1/2	1/1	1/1	0/0

Punting	No.	Yds	Avg.	Net	TB	In20	Lg.	Blk.
D.Jones	7	294	42.0	39.1	1	5	54	0
Team	7	294	42.0	39.1	1	5	54	0
Opponents	9	348	38.7	35.3	1	4	53	0

Punt Returns	Ret.	FC	Yds	Avg.	Lg.	TD
K.Barner	1	4	10	10.0	10	0
B.Braman	1	0	0	0.0	0	0
Team	2	4	10	5.0	10	0
Opponents	0	6	0	0	0	0

Kick Returns	No.	Yds	Avg.	Lg.	TD
K.Barner	4	99	24.8	27	0
C.Clement	2	47	23.5	25	0
Team	6	146	24.3	27	0
Opponents	5	75	15.0	25	0

Receiving	No.	Yds	Avg.	Lg.	TD
Z.Ertz	18	192	10.7	36	1
N.Agholor	15	167	11.1	42	0
T.Smith	13	157	12.1	41t	1
A.Jeffery	12	219	18.3	53t	3
C.Clement	10	139	13.9	55	1
J.Ajayi	6	70	11.7	32	0
T.Burton	1	12	12.0	12	0
M.Hollins	1	9	9.0	9	0
B.Celek	1	6	6.0	6	0
N.Foles	1	1	1.0	1t	1
Team	78	972	12.5	55	7
Opponents	78	986	12.6	50	5

Interceptions	No.	Yds	Avg.	Lg.	TD
P.Robinson	1	50	50.0	50t	1
C.Graham	1	0	0.0	0	0
Team	2	50	25.0	50t	1
Opponents	1	8	8.0	8	0

Sacks

D.Barnett 1.0, N.Bradham 1.0, F.Cox 1.0, B.Graham 1.0, R.McLeod 1.0, **Team: 5.0, Opponents: 2.0**

Fumbles

Lost: J.Ajayi 1, B.Braman 1, **Total: 2**
Opp. Recoveries: D.Barnett 1, C.Long 1, **Total: 2**

Passing	Att.	Cmp.	Yds.	Cmp.%	Yds./Att.	TD	TD%	Int.	Int.%	Lg	Sack	Lost	Rat.
N.Foles	106	77	971	72.6%	9.2	6	5.7%	1	0.9%	55	2	14	115.7
T.Burton	1	1	1	100.0%	1.0	1	100.0%	0	0.0%	1t	0	0	118.8
Team	107	78	972	72.9%	9.1	7	6.5%	1	0.9%	55	2	14	118.6
Opponents	133	78	986	58.6%	7.4	5	3.8%	2	1.5%	50	5	28	88.1

TEAM STATS	EAGLES	OPP
Total First Downs	74	70
Rushing	21	14
Passing	50	51
Penalty	3	5
3rd Down: Made/Att	26/43	15/36
3rd Down Pct.	60.5%	41.7%
4th Down: Made/Att	3/3	2/6
4th Down Pct.	100.0%	33.3%
Possession Avg.	33:25	26:35
Total Net Yards	1328	1227
Avg. Per Game	442.7	409.0
Total Plays	198	198
Avg. Per Play	6.7	6.2
Net Yards Rushing	370	269
Avg. Per Game	123.3	89.7
Total Rushes	89	60
Net Yards Passing	958	958
Avg. Per Game	319.3	319.3
Sacked/Yards Lost	2/14	5/28
Gross Yards	972	986
Attempts/Completions	107/78	133/78
Completion Pct.	72.9%	58.6%
Had Intercepted	1	2
Punts/Average	7/42.0	9/38.7
Net Punting Avg.	39.1	35.3
Penalties/Yards	14/114	7/97
Fumbles/Ball Lost	4/2	2/2
Touchdowns	11	6
Rushing	3	1
Passing	7	5
Returns	1	0

Score By Period	Q1	Q2	Q3	Q4	OT	Pts.
Team	16	39	17	22	0	94
Opponents	13	16	14	7	0	50

2017 POSTSEASON STATS



DEFENSIVE STATISTICS

Player	Total	Solo	Asst.	TFL	Sacks	QBP/H	INT	KD	FF	FR
Darby	22	17	5	1	0.0	0	0	7	0	0
Jenkins	21	16	5	1	0.0	2	0	3	0	0
Kendricks	20	14	6	0	0.0	0	0	1	0	0
McLeod	18	16	2	1	1.0	1	0	3	0	0
C.Graham	17	14	3	0	0.0	0	1	2	0	0
Mills	15	11	4	0	0.0	0	0	6	0	0
Cox	13	10	3	2	1.0	13	0	0	0	0
Bradham	12	10	2	1	1.0	1	0	1	0	0
Curry	10	6	4	0	0.0	9	0	0	0	0
Robinson	7	4	3	0	0.0	0	1	2	0	0
Jernigan	7	2	5	0	0.0	2	0	0	0	0
B.Graham	5	4	1	0	1.0	13	0	0	1	0
Long	5	4	1	0	0.0	13	0	0	0	1
Allen	4	2	2	0	0.0	1	0	0	0	0
Barnett	3	3	0	0	1.0	8	0	0	1	1
Ellerbe	3	3	0	0	0.0	0	0	0	0	0
Goode	2	2	0	0	0.0	0	0	0	0	0
Vaeao	1	1	0	0	0.0	0	0	0	0	0
Totals	185	139	46	6	5.0	63	2	25	2	2

*Tackle totals already factor in sacks and TFLs; QBP/H = QB Pressures + Hits

DEFENSIVE SINGLE-GAME BESTS

TACKLES	2 players tied with 10
Darby vs. Atl. (1/13); Kendricks vs. Min. (1/21)	
TACKLES FOR LOSS	2 by Cox vs. Atl. (1/13)
SACKS	5 players tied with 1.0
Barnett vs. Min. (1/21); Bradham vs. Atl. (1/13); Cox vs. Atl. (1/13); B.Graham at NE (2/4); McLeod vs. Atl. (1/13)	
PASSES DEFENSED	4 by Darby vs. Min. (1/21)
INTERCEPTIONS	2 players tied with 1
C.Graham vs. Min. (1/21); Robinson vs. Min. (1/21)	
FORCED FUMBLES	2 players tied with 1
Barnett vs. Min. (1/21); B.Graham at NE (2/4)	
FUMBLE RECOVERIES	2 players tied with 1
Barnett at NE (2/4); Long vs. Min. (1/21)	
SPECIAL TEAMS TACKLES	2 by Goode vs. Atl. (1/13) & at NE (2/4)

SACKS (5)

Derek Barnett	1.0
Nigel Bradham	1.0
Fletcher Cox	1.0
Brandon Graham	1.0
Rodney McLeod	1.0

FUMBLE RECOVERIES (2)

Derek Barnett	1
Chris Long	1

FORCED FUMBLES (2)

Derek Barnett	1
Brandon Graham	1

INTERCEPTIONS (2)

Corey Graham	1
Patrick Robinson	1

SPECIAL TEAMS TACKLES (8)

Najee Goode	4
Bryan Braman	1
Trey Burton	1
Corey Clement	1
Corey Graham	1

2017 POSTSEASON STATS



RED ZONE

Team	Total	TD	FG	MFG	Dwn.	Fbl.	INT	Clk.	Pnt.	TD%	Score%
EAGLES	9	5	4	0	0	0	0	0	45	55.6	100.0
Opponents	10	3	2	1	2	1	1	0	27	30.0	50.0

GOAL-TO-GO

Team	Total	TD	FG	MFG	Dwn.	Fbl.	INT	Clk.	Pnt.	TD%	Score%
EAGLES	4	3	1	0	0	0	0	0	23	75.0	100.0
Opponents	5	3	0	0	2	0	0	0	21	60.0	60.0

MOST FIRST DOWNS EARNED

Player	Rush	Rec.	Total
Zach Ertz	--	12	12
Alshon Jeffery	--	11	11
Nelson Agholor	2	8	10
Jay Ajayi	7	3	10
Corey Clement	3	6	9
LeGarrette Blount	8	--	8
Torrey Smith	--	8	8
Trey Burton	--	1	1
Nick Foles	--	1	1

LONGEST DRIVES

	EAGLES	OPPONENTS
MOST PLAYS:	14 4x- at NE (2/4) 14-75-7:01 Touchdown	14 vs. Atl. (1/13) 14-74-5:04 Downs
MOST YARDS:	92 vs. Min. (1/21) 12-92-7:11 Touchdown	90 at NE (2/4) 7-90-2:57 Touchdown
MOST TIME:	7:11 vs. Min. (1/21) 12-92-7:11 Touchdown	6:03 vs. Min. (1/21) 11-61-6:03 Fumble

LONGEST TOUCHDOWN DRIVES

	EAGLES	OPPONENTS
MOST PLAYS:	14 2x - at NE (2/4) 14-75-7:01	10 at NE (2/4) 10-75-4:47
MOST YARDS:	92 vs. Min. (1/21) 12-92-7:11	90 at NE (2/4) 7-90-2:57
MOST TIME:	7:11 vs. Min. (1/21) 12-92-7:11	4:47 at NE (2/4) 10-75-4:47

REPLAY CHALLENGES

	Challenges	No. Overturned
EAGLES	1	1
Opponents	0	0

PENALTY BREAKDOWN

Type of Penalty (Yards Lost)	Phi.	Opp.
Total Penalties	14 (114)	7 (97)
Offensive	4 (25)	2 (10)
Defensive	7 (49)	4 (72)
Special Teams	3 (40)	1 (15)
First Downs Given Up by Penalty	5	3



GAME-BY-GAME TEAM STATS

OFFENSE	First Downs			3rd Down		4th Dn.	Time	Total Net Yds		Rushing		Passing				Punting			Penalty		Fumble		Red Zone		TDs												
	Total	Rush	Pass	Conv	Att	Pct	Plays	Yards	Avg	Att	Yards	Avg	Net	Sacks	Gross	Att	Comp	Pct	INT	No	Yards	No	Lost	No	TD	FG	Rush	Pass	Ret								
1/13 At	22	8	12	2	6	13	.462	1	1	32:06	63	334	5.3	32	96	3.0	238	1	8	246	30	23	.767	0	3	41.0	34.3	4	24	4	2	3	1	2	1	0	0
1/21 Min	27	7	19	1	10	14	.714	0	0	34:04	64	456	7.1	30	110	3.7	346	1	6	352	33	26	.788	0	3	43.3	43.3	4	55	0	0	2	2	0	1	3	1
2/4 at NE	25	6	19	0	10	16	.625	2	2	34:04	71	538	7.6	27	164	6.1	374	0	0	374	44	29	.659	1	1	41.0	41.0	6	35	0	0	4	2	2	1	4	0
Totals	74	21	50	3	26	43	.605	3	3	33:25	198	1,328	6.7	89	370	4.2	958	2	14	972	107	78	.729	1	7	42.0	39.1	14	114	4	2	9	5	4	3	7	1

319.3

DEFENSE	First Downs			3rd Down		4th Dn.	Time	Total Net Yds		Rushing		Passing				Punting			Penalty		Fumble		Red Zone		TDs													
	Total	Rush	Pass	Conv	Pct	Att	Pos	Plays	Yards	Avg	Att	Yards	Avg	Net	Sacks	Gross	Att	Comp	Pct	INT	No	Yards	No	Lost	No	TD	FG	Rush	Pass	Ret								
1/13 At	19	6	11	2	4	13	.308	1	2	27:54	59	281	4.8	20	86	4.3	195	3	15	210	36	22	.611	0	6	33.8	33.8	4	73	0	0	3	1	1	0	1	0	
1/21 Min	22	4	17	1	6	13	.462	0	2	25:56	67	333	5.0	18	70	3.9	263	1	8	271	48	28	.583	2	3	48.3	38.3	2	19	1	1	3	0	0	1	0	0	
2/4 at NE	29	4	23	2	5	10	.500	1	2	25:56	72	613	8.5	22	113	5.1	500	1	5	505	49	28	.571	0	0	—	—	1	5	1	1	4	2	1	1	3	0	0
Totals	70	14	51	5	15	36	.417	2	6	26:35	198	1,227	6.2	60	269	4.5	958	5	28	986	133	78	.586	2	9	38.7	35.3	7	97	2	2	10	3	2	1	5	0	0

319.3

2017 POSTSEASON STATS



EAGLES GAME-BY-GAME INDIVIDUAL LEADERS

Date	Opp	Pass Yds.	Rushing Yds.	Receptions	Receiving Yds.	Touchdowns	Sacks	Tackles
1/13	Atl	N.Foles - 246	J.Ajayi - 54	C.Clement - 5	A.Jeffery - 61	L.Blount - 1	3 Players - 1.0	R.Darby 10
1/21	Min	N.Foles - 352	J.Ajayi - 73	Z.Ertz - 8	Z.Ertz - 93	A.Jeffery - 2	D.Barnett - 1.0	M.Kendricks 10
2/4	at NE	N.Foles - 373	L.Bount - 90	N.Agholor - 9	C.Clement - 100	5 Players - 1	B.Graham - 1.0	2 Players - 9

OPPONENT GAME-BY-GAME INDIVIDUAL LEADERS

Date	Opp	Pass Yds.	Rushing Yds.	Receptions	Receiving Yds.	Touchdowns	Sacks	Tackles
1/13	Atl	M.Ryan - 210	T.Coleman - 79	J.Jones - 9	J.Jones - 101	D.Freeman - 1	T.McKinley - 1.0	R.Alford - 8
1/21	Min	C.Keenum - 271	J.McKinnon - 40	J.McKinnon - 11	J.McKinnon - 86	K.Rudolph - 1	D.Hunter - 1.0	4 Players - 6
2/4	at NE	T.Brady - 505	J.White - 45	R.Gronkowski - 9	D.Amendola - 152	R.Gronkowski - 2	None	P.Chung - 9

EAGLES THIRD-AND...

Date	Opponent	1	2	3	4	5	6	7	8	9	10+	Total
1/13	Atl	0-0	1-2	2-3	0-1	0-1	0-0	2-3	1-1	0-0	0-2	6-13
1/21	Min	1-1	0-0	1-1	1-2	2-2	2-2	0-1	1-1	0-0	2-4	10-14
2/4	at NE	1-3	0-0	1-2	2-2	0-1	3-3	2-3	0-1	0-0	1-1	10-16
Totals:		2-4	1-2	4-6	3-5	2-4	5-5	4-7	2-3	0-0	3-7	26-43
		50.0	50.0	66.7	60.0	50.0	100.0	57.1	66.7	---	42.9	60.5

OPPONENTS THIRD-AND...

Date	Opponent	1	2	3	4	5	6	7	8	9	10+	Total
1/13	Atl	0-0	0-0	1-1	0-1	1-2	1-3	0-0	0-1	0-1	1-4	4-13
1/21	Min	0-0	1-2	1-1	0-0	0-1	1-3	0-1	0-1	1-1	2-3	6-13
2/4	at NE	0-0	1-2	1-1	1-2	0-1	1-1	1-1	0-1	0-0	0-1	5-10
Totals:		0-0	2-4	3-3	1-3	1-4	3-7	1-2	0-3	1-2	3-8	15-36
		---	50.0	100.0	33.3	25.0	42.9	50.0	00.0	50.0	37.5	41.7

2017 POSTSEASON STATS



EAGLES GAME-BY-GAME DRIVES

Date	Opponent	Quarterback	Drives	Drives Ended By...									Points Yielded	Points Per Drive	Drive Efficiency
				TD	FG	MFG	Punt	Down	INT	FUM	Safety	Clock			
1/13	Atl	Foles	9	1	3	0	3	0	0	1	0	1	15	1.67	44.4
1/21	Min	Foles	9	4	1	0	3	0	0	0	0	1	31	3.44	55.6
2/4	at NE	Foles	10	5	3	0	1	0	1	0	0	0	41	4.10	80.0
TOTALS															
		Foles	28	10	7	0	7	0	1	1	0	2	87	3.11	60.7
		TEAM	28	10	7	0	7	0	1	1	0	2	87	3.11	60.7

OPPONENTS GAME-BY-GAME DRIVES

Date	Opponent	Quarterback	Drives	Drives Ended By...									Points Yielded	Points Per Drive	Drive Efficiency
				TD	FG	MFG	Punt	Down	INT	FUM	Safety	Clock			
1/13	Atl	Ryan	9	1	1	0	6	1	0	0	0	0	10	1.11	22.2
1/21	Min	Keenum	9	1	0	0	3	2	2	1	0	0	7	0.78	11.1
2/4	at NE	Brady	11	4	2	1	0	1	0	1	0	2	33	3.00	54.6
TOTALS															
		Opponents	29	6	3	1	9	4	2	2	0	2	50	1.72	31.0

TAKEAWAYS

Date	Opponent	Turnover	Starting L.O.S.	Point of Turnover	Resulting L.O.S.	Quarter	Result (Points)
1/13	Atl	NONE					
1/21	Min	+ P.Robinson INT (C.Keenum)	MIN 43	50	---	1	Touchdown (7)
		*C.Long FR (D.Barnett FF of C.Keenum)	PHI 16	PHI 24	PHI 24	2	Touchdown (7)
		*C.Graham INT (C.Keenum)	PHI 15	PHI 7	PHI 7	4	Clock (0)
2/4	at NE	D.Barnett FR (B.Graham FF of T.Brady)	NE 33	NE 28	NE 31	4	Field Goal (3)

Totals: 4 takeaways resulting in 17 points

L.O.S. - Line of scrimmage, * - Red zone play, + - Touchdown return, **(ST)** - Special teams play, **(TB)** - Touchback, **(OFF)** - Offensive Recovery

GIVEAWAYS

Date	Opponent	Turnover	Starting L.O.S.	Point of Turnover	Resulting L.O.S.	Quarter	Result (Points)
1/13	Atl	J.Ajayi FUM (FF by R.Allen, FR by K.Neal)	ATL 33	ATL 27	ATL 26	1	Field Goal (3)
		(ST) - B.Braman muffed punt	---	PHI 18	PHI 18	2	Touchdown (7)
1/21	Min	NONE					
2/4	at NE	N.Foles INT (D.Harmon)	NE 43	NE 2	NE 10	2	Touchdown (6)

Totals: 3 giveaways resulting in 16 points

L.O.S. - Line of scrimmage, * - Red zone play, + - Touchdown return, **(ST)** - Special teams play, **(TB)** - Touchback, **(OFF)** - Offensive Recovery

2017 POSTSEASON PLAYS OF 20+ YARDS



DIVISIONAL - EAGLES vs. FALCONS (1/13)

EAGLES: 3 pass, 1 rush

Description	Run	Pass
Nick Foles to Jay Ajayi		32
Nelson Agholor run	21	
Nick Foles to Alshon Jeffery		21
Nick Foles to Torrey Smith		20

FALCONS: 3 pass, 1 rush

Description	Run	Pass
Matt Ryan to Mohamed Sanu		24
Tevin Coleman run	23	
Matt Ryan to Julio Jones		21
Matt Ryan to Julio Jones		20

CHAMPIONSHIP - EAGLES vs. VIKINGS (1/21)

EAGLES: 4 pass, 0 rush

Description	Run	Pass
Nick Foles to Alshon Jeffery		53T
Nick Foles to Nelson Agholor		42
Nick Foles to Torrey Smith		41T
Nick Foles to Zach Ertz		36

VIKINGS: 3 pass, 0 rush

Description	Run	Pass
Case Keenum to Jarius Wright		33
Case Keenum to Kyle Rudolph		25T
Case Keenum to Stefon Diggs		22

SUPER BOWL - EAGLES at PATRIOTS (2/4)

EAGLES: 5 pass, 3 rush

Description	Run	Pass
Nick Foles to Corey Clement		55
LeGarrette Blount run	36	
Nick Foles to Alshon Jeffery		34T
Jay Ajayi run	26	
Nick Foles to Nelson Agholor		24
Nick Foles to Corey Clement		22T
Nick Foles to Alshon Jeffery		22
LeGarrette Blount run	21T	

PATRIOTS: 10 pass, 1 rush

Description	Run	Pass
Tom Brady to Danny Amendola		50
Tom Brady to Rex Burkhead		46
Tom Brady to Chris Hogan		43
Tom Brady to Danny Amendola		30
Tom Brady to Chris Hogan		28
James White run	26T	
Tom Brady to Chris Hogan		26T
Tom Brady to Rob Gronkowski		25
Tom Brady to Rob Gronkowski		24
Tom Brady to Brandin Cooks		23
Tom Brady to Danny Amendola		23



TEAM

Won in Overtime

Eagles: 11/8/15 - at Dal., 33-27
Opponent: 10/30/16 - at Dal., 23-29

Won by Scoring in Last Two Minutes of Regulation

Eagles: 12/25/17 - vs. Oak., 19-10 (winning field goal at 0:22; last score at 0:00)
Opponent: 12/11/16 - vs. Was., 22-27 (last score at 1:53)

Tied Game by Scoring in the Last Two Minutes

Eagles: 9/24/17 - vs. NYG, 27-24 (tied score at 0:51)
Opponent: 11/8/15 - win at Dal., 33-27 ot (tied game at 0:02)

Won in Prime Time

Eagles: 2/4/18 - at NE, 41-33
Opponent: 12/3/17 - at Sea., 10-24

Shutout

Eagles: 10/12/14 - vs. NYG, 27-0
Opponent: 12/31/17 - vs. Dal., 0-6

Won by 20-or-more Points

Eagles: 1/21/18 - vs. Min., 38-7
Opponent: 12/20/15 - vs. Ari., 17-40

Won After Trailing by 20-or-More Points

Eagles: 12/19/10 - at NYG, 38-31 (NYG ahead 31-10 in 4th quarter)
Opponent: 10/2/11 - vs. SF, 23-24 (PHI ahead 23-3 in 3rd quarter)

Held a 28-or-More Point Lead

Eagles: 1/21/18 - vs. Min., 38-7
Opponent: 12/4/16 - loss at Cin., 14-32

Held a 21-or-More Point Lead

Eagles: 1/21/18 - vs. Min., 38-7
Opponent: 12/4/16 - loss at Cin., 14-32

Held a 17-or-More Point Lead

Eagles: 1/21/18 - vs. Min., 38-7
Opponent: 12/4/16 - loss at Cin., 14-32

Scored 20-or-More Points in a Quarter

Eagles: 10/8/17 - win vs. Ari., 34-7 (21, 1st Q)
Opponent: 9/24/17 - win vs. NYG, 27-24 (24, 4th Q)

Scored 20-or-More Points in a Half

Eagles: 2/4/18 - win at NE, 41-33 (22, 1st half)
Opponent: 2/4/18 - win at NE, 41-33 (21, 2nd half)

Held Opponent without a Touchdown

Eagles: 11/26/17 - win vs. Chi., 31-3
Opponent: 12/31/17 - loss vs. Dal., 0-6

Touchdowns Scored by Offense and Defense

Eagles: 1/21/18 - win vs. Min., 38-7 (4 offense, 1 defense)
Opponent: 11/5/17 - win vs. Den., 51-23 (1 offense, 1 defense)

Touchdowns by Offense, Defense and Special Teams

Eagles: 12/6/15 - win at NE, 35-28 (2 offense, 1 defense, 2 ST)
Opponent: 11/16/14 - loss at GB, 53-20 (4 off., 2 def., 1 ST)

No Turnovers

Eagles: 1/21/18 - win vs. Min., 38-7
Opponent: 1/13/18 - win vs. Atl., 15-10

Touchdown Scored on First Drive

Eagles: 12/17/17 - win at NYG, 34-29
Opponent: 1/21/18 - win vs. Min., 38-7

Successful Two-Point Conversion

Eagles: 11/19/17 - 3x - C.Clement run, A.Jeffery pass from Wentz & T.Burton pass from Wentz at Dal.
Opponent: 12/26/15 - J.Crowder pass from K.Cousins vs. Was.

Failed Two-Point Conversion Attempt

Eagles: 2/4/18 - N.Foles incomplete to A.Jeffery; N.Foles incomplete to C.Clement at NE
Opponent: 12/17/17 - E.Manning sacked by F.Cox at NYG

TOTAL OFFENSE

500-or-More Total Net Yards of Offense

Eagles: 2/4/18 - at NE (538; 164 rushing, 374 passing)
Opponent: 2/4/18 - at NE (613; 113 rushing, 500 passing)

400-or-More Total Net Yards of Offense

Eagles: 2/4/18 - at NE (538; 164 rushing, 374 passing)
Opponent: 2/4/18 - at NE (613; 113 rushing, 500 passing)

RUSHING

300-or More Net Yards Rushing by Team

Eagles: 9/3/00 - at Dal. (306)
Opponent: 9/25/60 - vs. Cle. (329)

200-or-More Net Yards Rushing by Team

Eagles: 11/19/17 - at Dal. (215)
Opponent: 10/16/16 - at Was. (230)

Individual 200-Yard Rushing Game

Eagles: 12/8/13 - LeSean McCoy (29-217-2TDs) vs. Det.
Opponent: 11/22/15 - Doug Martin (27-235-0TDs) vs. TB

Individual 150-Yard Rushing Game

Eagles: 11/27/14 - LeSean McCoy (25-159-1TD) at Dal.
Opponent: 1/3/16 - Rashad Jennings (27-170-1TD) at NYG

Individual 100-Yard Rushing Game

Eagles: 10/1/17 - LeGarrette Blount (16-136) at LAC
Opponent: 12/31/17 - Ezekiel Elliott (27-103) vs. Dal.

Two 100-Yard Rushers in the Same Game

Eagles: 12/22/13 - L.McCoy (18-133-2TDs) & B.Brown (9-115-1TD) vs. Det.
Opponent: 10/30/05 - M.Anderson (21-126-1TD) and T.Bell (14-107-2TDs) at Den.

Consecutive 100-Yard Rushing Games

Eagles: 11/23/14-11/27/14 - L.McCoy (21-130-1TD) vs. Ten. & (25-159-1TD) at Dal.
Opponent: 10/25/15-11/8/15 - J.Stewart (24-125-0TDs) at Car.; D.McFadden (27-117-0TDs) at Dal.



Combined 200-Yards Rushing by Two Players

Eagles: 12/22/13 - 248 by L.McCoy (18-133-2TDs) & B.Brown (9-115-1TD) vs. Det.

Opponent: 11/20/15 - 187 by D.Johnson (29-187-3TDs) & K.Williams (6-34-0TDs) vs. Ari.

Individual with 30-or-More Carries

Eagles: 9/9/13 - LeSean McCoy (31-184-1TD) at Was.

Opponent: 12/14/14 - DeMarco Murray (31-81-2TD) vs. Dal.

Individual with 25-or-More Carries

Eagles: 11/27/14 - LeSean McCoy (25-159-1TD) at Dal.

Opponent: 12/31/17 - Ezekiel Elliott (27-103) vs. Dal.

Rushing Play of 80-or-More Yards

Eagles: 10/1/00 - 85t by Brian Mitchell vs. Atl.

Opponent: 11/22/15 - 84 by Doug Martin vs. TB

Rushing Play of 60-or-More Yards

Eagles: 11/19/17 - 71 by Jay Ajayi at Dal.

Opponent: 11/20/16 - 72t by C.J. Prosise at Sea.

Rushing Play of 40-or-More Yards

Eagles: 11/19/17 - 71 by Jay Ajayi at Dal.

Opponent: 9/17/17 - 53 by Kareem Hunt at KC

Individual with Three-or-More Rushing Touchdowns

Eagles: 12/18/11 - LeSean McCoy (18-102-3TDs) vs. NYJ

Opponent: 12/20/15 - David Johnson (29-187-3TDs) vs. Ari.

Individual with Two-or-More Rushing Touchdowns

Eagles: 11/5/17 - Corey Clement (12-51-2TDs) vs. Den.

Opponent: 12/10/17 - Todd Gurley (13-96-2TDs) at LAR

PASSING

400 Net Yards Passing by Team

Eagles: 10/26/14 - at Ari. (411)

Opponent: 2/4/18 - at NE (500)

300 Net Yards Passing by Team

Eagles: 2/4/18 - at NE (374)

Opponent: 2/4/18 - at NE (500)

Individual with 50-or-More Pass Attempts

Eagles: 12/4/16 - Carson Wentz (60-36-308-3-1TD) at Cin.

Opponent: 12/17/17 - Eli Manning (57-37-434-1-3TDs) at NYG

Individual with 40-or-More Pass Attempts

Eagles: 2/4/18 - Nick Foles (43-28-373-1-3TDs) at NE

Opponent: 2/4/18 - Tom Brady (48-28-505-0-3TDs) at NE

Individual with 30-or-More Pass Completions

Eagles: 12/11/16 - Carson Wentz (46-32-314-1-1TD) vs. Was.

Opponent: 12/17/17 - Eli Manning (57-37-434-1-3TDs) at NYG

Individual with 25-or-More Pass Completions

Eagles: 2/4/18 - Nick Foles (43-28-373-1-3TDs) at NE

Opponent: 2/4/18 - Tom Brady (48-28-505-0-3TDs) at NE

Individual 300-Yard Passing Game

Eagles: 2/4/18 - Nick Foles (43-28-373-1-3TDs) at NE

Opponent: 2/4/18 - Tom Brady (48-28-505-0-3TDs) at NE

Consecutive 300-Yard Passing Games

Eagles: 1/21/18 - 2/4/18 - Nick Foles (33-26-352-0-3TDs) vs. Min. & (43-28-373-1-3TDs) at NE

Opponent: 9/24/17 - 10/1/17 - Eli Manning (47-35-366-2-3TDs) vs. NYG & Philip Rivers (38-22-347-0-2TDs) at LAC

Individual with Four-or-More Touchdown Passes

Eagles: 12/17/17 - Nick Foles (38-24-237-0-4TDs) at NYG

Opponent: 11/6/16 - Eli Manning (36-22-257-2-4TDs) at NYG

Individual with Three-or-More Touchdown Passes

Eagles: 2/4/18 - Nick Foles (43-28-373-1-3TDs) at NE

Opponent: 2/4/18 - Tom Brady (48-28-505-0-3TDs) at NE

No Sacks Allowed

Eagles: 2/4/18 - at NE (44 attempts - Nick Foles & Trey Burton)

Opponent: 9/24/17 - vs. NYG (47 attempts - Eli Manning)

RECEIVING

Individual with 10-or-more Receptions

Eagles: 11/26/17 - Zach Ertz (10-103-1TD) vs. Chi.

Opponent: 1/21/18 - Jerick McKinnon (11-86) vs. Min.

Individual with 150-Yard Receiving Game

Eagles: 1/3/16 - Zach Ertz (9-152) at NYG

Opponent: 2/4/18 - Danny Amendola (8-152) at NE

Individual with 100-Yard Receiving Game

Eagles: 2/4/18 - Corey Clement (4-100-1TD) at NE

Opponent: 2/4/18 - D.Amendola (8-152), C.Hogan (6-128-1TD) & R.Gronkowski (9-116-2TDs)

Two-or-More 100-Yard Receivers in the Same Game

Eagles: 12/26/15 - Zach Ertz (13-122) & Jordan Matthews (6-104-1TD) vs. Was.

Opponent: 2/4/18 - D.Amendola (8-152), C.Hogan (6-128-1TD) & R.Gronkowski (9-116-2TDs)

Consecutive 100-Yard Receiving Games

Eagles: 12/26/15-1/3/16 - Zach Ertz (13-122) vs. Was. & (9-152) at NYG

Opponent: 12/10/17-12/17/17 - Cooper Kupp (5-118-1TD) at LAR & Sterling Shepard (11-139-1TD) at NYG

Individual with Three-or-More TD Receptions

Eagles: 11/3/13 - Riley Cooper (5-139-3TDs) at Oak.

Opponent: 11/26/15 - Calvin Johnson (8-93-3TDs) at Det.

Individual with Two-or-More TD Receptions

Eagles: 1/21/18 - Alshon Jeffery (5-85-2TDs) vs. Min.

Opponent: 2/4/18 - Rob Gronkowski (9-116-2TDs) at NE

Pass Play of 80-or-More Yards

Eagles: 12/12/10 - 91t, Michael Vick to DeSean Jackson at Dal.

Opponent: 12/11/16 - 80t, Kirk Cousins to DeSean Jackson vs. Was.



Pass Play of 60-or-More Yards

Eagles: 10/23/17 - 64t, Carson Wentz to Mack Hollins vs. Was.
Opponent: 12/25/17 - 63t, Derek Carr to Amari Cooper vs. Oak.

Pass Play of 40-or-More Yards

Eagles: 2/4/18 - 55, Nick Foles to Corey Clement at NE
Opponent: 2/4/18 - 50, Tom Brady to Danny Amendola; 46, Tom Brady to Rex Burkhead; 43, Tom Brady to Chris Hogan at NE

NOTABLE OFFENSIVE COMBINATIONS

Led Team in Rushing & Receiving Yds. in Same Game

Eagles: 12/30/12 - LeSean McCoy (10-45 rush, 5-61 rec.) at NYG
Opponent: 1/21/18 - Jerick McKinnon (10-40 rush, 11-86 rec.) vs. Min.

100-Yard Rusher & Receiver in the Same Game

Eagles: 11/27/14 - LeSean McCoy (25-159-1TD rush) & Jeremy Maclin (8-108 rec.) at Dal.
Opponent: 11/8/15 - Darren McFadden (27-117 rush) & Cole Beasley (9-112-2TDs rec.), Dez Bryant (5-104-1TD rec.) at Dal.

100-Yard Rusher, 100-Yard Receiver & 300-Yard Passer in the Same Game

Eagles: 9/23/07 - Brian Westbrook (14-110-2TDs rush & 5-111-1TD rec.), Kevin Curtis (11-221-3TDs rec.) & Donovan McNabb (26-21-381-0-4TDs) vs. Det.
Opponent: 12/11/05 - Tiki Barber (32-124 rush), Jeremy Shockey (10-107 rec.) & Eli Manning (44-28-312-3-1TD) vs. NYG

Individual with at Least One Rushing and Receiving Touchdown in the Same Game

Eagles: 11/5/17 - Corey Clement (12-51-2TDs rush, 1-15-1TD rec.) vs. Den.
Opponent: 10/25/15 - Mike Tolbert (3-16-1TD rush, 1-2-1TD rec.) at Car.

Individual with at Least One Rushing Touchdown and One Touchdown Pass in the Same Game

Eagles: 11/27/14 - Mark Sanchez (29-20-217-0-1TD pass, 7-28-1TD rush) at Dal.
Opponent: 10/12/17 - Cam Newton (52-28-239-3-1TD pass, 11-71-1TD rush) at Car.

Individual with at Least One Passing Touchdown and One Receiving Touchdown in the Same Game

Eagles: 2/4/18 - Nick Foles (43-28-373-1-3TD passes, 1-1-1TD receiving) at NE
Opponent: 11/20/16 - Russell Wilson (31-18-272-0-1TD pass, 1-15-1TD receiving) at Sea.

DEFENSE

Held Opponent Under 200 Yards Total Offense

Eagles: 11/26/17 - vs. Chi. (140; 6 rushing, 134 passing)
Opponent: 12/7/14 - vs. Sea. (139; 57 rushing, 82 passing)

Held Opponent Under 300 Yards Total Offense

Eagles: 1/13/18 - vs. Atl. (281; 86 rushing, 195 passing)
Opponent: 12/31/17 - vs. Dal. (219; 70 rushing, 149 passing)

Held Opponent Under 50 Yards Rushing

Eagles: 11/26/17 - vs. Chi. (6)
Opponent: 12/26/15 - vs. Was. (45)

Held Opponent Under 75 Yards Rushing

Eagles: 11/26/17 - vs. Chi. (6)
Opponent: 1/21/18 - vs. Min. (70)

Held Opponent Under 100 Yards Rushing

Eagles: 1/13/18 - vs. Atl. (86)
Opponent: 1/21/18 - vs. Min. (70)

Held Opponent Under 100 Net Yards Passing

Eagles: 12/13/12 - vs. Cin. (92)
Opponent: 12/7/14 - vs. Sea. (82)

Held Opponent Under 150 Net Yards Passing

Eagles: 12/25/17 - vs. Oak. (137)
Opponent: 12/31/17 - vs. Dal. (149)

Interception Return for a Touchdown

Eagles: 1/21/18 - P.Robinson, 50 yards (QB C.Keenum) vs. Min.
Opponent: 9/10/17 - R.Kerrigan, 24 yards (QB C.Wentz) at Was.

Individual with Three-or-More Interceptions

Eagles: 10/16/11 - K.Coleman (3) at Was. (QB R.Grossman)
Opponent: 12/2/07 - L.Tatupu (3) vs. Sea. (QB A.J. Feeley)

Individual with Two-or-More Interceptions

Eagles: 1/1/17 - J.Hicks (2) vs. Dal. (QB M.Sanchez)
Opponent: 12/4/16 - V.Burfict (2) at Cin. (QB C.Wentz)

Fumble Recovered for Touchdown

Eagles: 12/25/17 - D.Barnett 23-yard return of J.Richard fumble vs. Oak.
Opponent: 11/5/17 - B.Marshall 19-yard return of N.Foles fumble (forced by V.Miller) vs. Den.

Safety Scored

Eagles: 9/11/16 - R.Griffin III aborted snap. Cameron Erving credited with fumble on high snap, ball out of bounds in end zone
Opponent: 11/23/08 - S.Rocca punt blocked by J.McClain out of bounds in end zone at Bal.
 1/11/09 - Intentional grounding penalty enforced on D.McNabb in end zone (NFC-D) at NYG

Seven-or-More Sacks by Team

Eagles: 11/10/14 - vs. Car. (9)
Opponent: 11/5/12 - at NO (7)

Six-or-More Sacks by Team

Eagles: 10/23/16 - vs. Min. (6)
Opponent: 9/17/17 - at KC (6)

Five-or-More Sacks by Team

Eagles: 10/11/15 - vs. NO (5)
Opponent: 9/17/17 - at KC (6)

Individual with Three-or-More Sacks

Eagles: 10/11/15 - F.Cox (3.0 sacks of D.Brees) vs. NO
Opponent: 9/17/17 - C.Jones (3.0 sacks of C.Wentz) at KC

Individual with Two-or-More Sacks

Eagles: 11/19/17 - D.Barnett (2.0 sacks of D.Prescott) at Dal.
Opponent: 12/3/17 - F.Clark (2.0 sacks of C.Wentz) at Sea.



SPECIAL TEAMS

Kickoff Return for a Touchdown

Eagles: 10/23/16 - Josh Huff, 98 yards vs. Min.

Opponent: 12/8/13 - Jeremy Ross, 98 yards vs. Det.

Kickoff Return for a Touchdown to Start a Game

Eagles: 11/23/14 - Josh Huff, 107 yards vs. Ten.

Opponent: 10/12/03 - Randal Williams, 37 yards at Dal.

Punt Return for a Touchdown

Eagles: 12/6/15 - Darren Sproles, 83 yards at NE

Opponent: 9/19/16 - Eddie Royal, 65 yards at Chi.

Blocked Punt Recovered for Touchdown

Eagles: 12/6/15 - N.Goode returned R.Allen's blocked punt (blocked by C.Maragos) 24 yards at NE

Opponent: 12/10/17 - B.Countess returned D.Jones' blocked punt (blocked by M.Thomas) 16 yards at LAR

Blocked Punt

Eagles: 12/17/17 - K.Grugier-Hill blocked punt by B.Wing at NYG

Opponent: 12/10/17 - B.Countess returned D.Jones' blocked punt (blocked by M.Thomas) 16 yards at LAR

Blocked PAT

Eagles: 12/17/17 - D.Barnett, PAT attempt by A.Rosas at NYG

Opponent: 12/13/09 - F.Robbins, PAT attempt by D.Akers vs. NYG

Missed (not blocked) PAT

Eagles: 2/4/18 - Jake Elliott at NE

Opponent: 2/4/18 - Stephen Gostkowski at NE

Blocked Field Goal

Eagles: 12/17/17 - M.Jenkins, 48-yd attempt by A.Rosas at NYG

Opponent: 11/6/16 - J.Pierre-Paul, 40-yd attempt by C.Sturgis at NYG

Blocked Field Goal returned for a TD

Eagles: 10/23/05 - Matt Ware, 65-yd. return after Quintin Mikell blocked a 40-yd. att. by Nate Kaeding vs. SD

Opponent: 12/7/08 - Kevin Dockery, 71-yd. return after Justin Tuck blocked a 32-yd. att. by D.Akers at NYG

Individual with Five-or More Field Goals

Eagles: 11/23/14 - Cody Parkey (5-6) vs. Ten.

Opponent: 10/27/13 - Josh Brown (5-5) vs. NYG

Individual with Four-or More Field Goals

Eagles: 10/1/17 - Jake Elliott (4-4) at LAC

Opponent: 12/22/16 - Robbie Gould (4-4) vs. NYG

Successful Onsidess Kick

Eagles: 9/17/17 - J.Elliott kick recovered by T.Burton at KC (4th Q)

Opponent: 12/6/15 - S.Gostkowski kick recovered by R.Melvin at NE (4th Q)

Failed Onsidess Kick Attempt

Eagles: 12/18/16 - C.Sturgis kick recovered by A.Levine at Bal. (4th Q)

Opponent: 11/5/17 - B.McManus kick recovered by T.Burton vs. Den. (4th Q)

Touchdown off of Fake Field Goal

Eagles: 12/24/1989 - C.Carter 22-yard pass from R.Ruzek vs. Pho.

Opponent: 12/20/1998 - Holder E.Bjornson 7-yard run at Dal.

Touchdown off of Fake Punt

Eagles: 9/29/02 - B.Dawkins 57 yard pass from B.Mitchell vs. Hou.

Opponent: N/A

2017 GAME-BY-GAME STARTERS



	OFFENSE											
	QB	RB	WR	WR	WR	TE	TE	LT	LG	C	RG	RT
@Was	Wentz	Blount	Jeffery	Smith	---	Ertz	Celek	Peters	Seumalo	Kelce	Brooks	Johnson
@KC	Wentz	Smallwood	Jeffery	Smith	---	Ertz	Celek	Peters	Seumalo	Kelce	Brooks	Johnson
NYG	Wentz	Blount	Jeffery	Smith	---	Ertz	Celek	Peters	Warmack	Kelce	Brooks	Johnson
@LAC	Wentz	Smallwood	Jeffery	Agholor	---	Ertz	Celek	Peters	Wisniewski	Kelce	Brooks	Johnson
Ari	Wentz	Blount	Jeffery	Smith	Agholor	Ertz	---	Peters	Wisniewski	Kelce	Brooks	Johnson
@Car	Wentz	Blount	Jeffery	Smith	Agholor	Ertz	---	Peters	Wisniewski	Kelce	Brooks	Vaitai
Was	Wentz	Smallwood	Jeffery	Smith	Agholor	Celek	---	Peters	Wisniewski	Kelce	Brooks	Johnson
SF	Wentz	Blount	Jeffery	Smith	Agholor	Ertz	---	Vaitai	Wisniewski	Kelce	Brooks	Johnson
Den	Wentz	Barner	Jeffery	Smith	---	Celek	Burton	Vaitai	Wisniewski	Kelce	Brooks	Johnson
@Dal	Wentz	Blount	Jeffery	Smith	---	Ertz	Celek	Vaitai	Wisniewski	Kelce	Brooks	Johnson
Chi	Wentz	Blount	Jeffery	Agholor	---	Ertz	Celek	Vaitai	Wisniewski	Kelce	Brooks	Johnson
@Sea	Wentz	Blount	Jeffery	Smith	Agholor	Ertz	---	Vaitai	Wisniewski	Kelce	Brooks	Johnson
@LAR	Wentz	Blount	Jeffery	Smith	Agholor	Ertz	---	Vaitai	Wisniewski	Kelce	Brooks	Johnson
@NYG	Foles	Blount	Jeffery	Smith	Agholor	Ertz	---	Vaitai	Warmack	Kelce	Brooks	Johnson
Oak	Foles	Ajayi	Jeffery	Smith	Agholor	Ertz	---	Vaitai	Warmack	Kelce	Brooks	Johnson
Dal	Foles	Blount	Jeffery	Smith	---	Ertz	Celek	Vaitai	Wisniewski	Kelce	Brooks	Johnson
PLAYOFFS												
Atl	Foles	Ajayi	Jeffery	Smith	Agholor	Celek	---	Vaitai	Wisniewski	Kelce	Brooks	Johnson
Min	Foles	Ajayi	Jeffery	Smith	Agholor	Ertz	---	Vaitai	Wisniewski	Kelce	Brooks	Johnson
@NE	Foles	Blount	Jeffery	Smith	Agholor	Ertz	---	Vaitai	Wisniewski	Kelce	Brooks	Johnson

	DEFENSE											
	DE	DT	DT	DE	OLB	MLB	OLB	CB	CB	CB/LB/S	S	S
@Was	Graham	Cox	Jernigan	Curry	Bradham	Hicks	Kendricks	Darby	Mills	---	Jenkins	McLeod
@KC	Graham	Cox	Jernigan	Curry	Bradham	Hicks	Kendricks	Mills	Watkins	---	Jenkins	McLeod
NYG	Graham	Cox	Jernigan	Curry	Bradham	Hicks	---	Mills	Douglas	Robinson	Jenkins	Maragos
@LAC	Graham	Allen	Jernigan	Curry	Bradham	Hicks	Kendricks	Mills	Douglas	---	Jenkins	McLeod
Ari	Graham	Allen	Jernigan	Curry	Bradham	Hicks	Kendricks	Mills	Douglas	---	Jenkins	McLeod
@Car	Graham	Cox	Jernigan	Curry	Bradham	Hicks	---	Mills	Douglas	Robinson	Jenkins	McLeod
Was	Graham	Cox	Jernigan	Curry	Bradham	Hicks	Goode	Mills	Robinson	---	Jenkins	McLeod
SF	Graham	Cox	Jernigan	Curry	Bradham	Walker	Kendricks	Mills	Robinson	---	Jenkins	McLeod
Den	Graham	Cox	Jernigan	Curry	Bradham	Walker	Kendricks	Mills	Robinson	---	Jenkins	McLeod
@Dal	Graham	Cox	Jernigan	Curry	Bradham	---	Kendricks	Mills	Darby	Robinson	Jenkins	McLeod
Chi	Graham	Cox	Jernigan	Curry	Bradham	Walker	Kendricks	Mills	Darby	---	Jenkins	McLeod
@Sea	Graham	Cox	Jernigan	Curry	Bradham	---	Kendricks	Mills	Darby	Robinson	Jenkins	McLeod
@LAR	Graham	Cox	Jernigan	Curry	Bradham	---	Kendricks	Mills	Darby	Robinson	Jenkins	McLeod
@NYG	Graham	Cox	Jernigan	Curry	Bradham	Goode	Kendricks	Mills	Darby	---	Jenkins	McLeod
Oak	Graham	Cox	Jernigan	Curry	Bradham	Ellerbe	Kendricks	Mills	Darby	---	Jenkins	McLeod
Dal	Long	Cox	Allen	Curry	Goode	Ellerbe	Kendricks	Douglas	---	Gerry	Jenkins	Graham
PLAYOFFS												
Atl	Graham	Cox	Jernigan	Curry	Bradham	Ellerbe	Kendricks	Mills	Darby	---	Jenkins	McLeod
Min	Graham	Cox	Jernigan	Curry	Bradham	Goode	Kendricks	Mills	Darby	---	Jenkins	McLeod
@NE	Graham	Cox	Jernigan	Curry	Bradham	---	Kendricks	Mills	Darby	Graham	Jenkins	McLeod

2017 PARTICIPATION CHART



PLAYER	@Was	@KC	NYG	@LAC	Ari	@Car	Was	SF	Den	@Dal	Chi	@Sea	@LAR	@NYG	Oak	Dal	G/S	IA	DNP
Agholor, Nelson	P	P	P	WR	WR	WR	WR	WR	P	P	WR	WR	WR	WR	WR	P	16/10	---	---
Ajayi, Jay	X	X	X	X	X	X	X	X	P	P	P	P	P	P	P	RB	7/1	1	---
Allen, Beau	P	P	P	DT	DT	P	P	P	P	P	IA	P	P	P	P	DT	15/3	1	---
Barner, Kenjon	X	X	X	P	P	P	P	P	RB	P	P	P	P	P	P	P	13/1	---	---
Barnett, Derek	P	P	P	P	P	P	P	P	P	P	P	P	P	P	P	IA	15/0	1	---
Beatty, Will	X	X	X	X	X	X	X	X	X	IA	IA	IA	IA	DNP	DNP	P	1/0	4	2
Blount, LeGarrette	RB	P	RB	P	RB	RB	P	RB	P	RB	RB	RB	RB	RB	P	RB	16/11	---	---
Bradham, Nigel	OLB	OLB	OLB	OLB	OLB	OLB	OLB	OLB	OLB	OLB	OLB	OLB	OLB	OLB	OLB	IA	15/15	1	---
Braman, Bryan	X	X	X	X	X	X	X	X	X	X	X	X	X	P	P	P	3/0	---	---
Brooks, Brandon	RG	RG	RG	RG	RG	RG	RG	RG	RG	RG	RG	RG	RG	RG	RG	RG	16/16	---	---
Burton, Trey	P	P	P	P	P	P	P	P	TE	P	IA	P	P	P	P	P	15/1	1	---
Celek, Brent	TE	TE	TE	TE	P	P	TE	P	TE	TE	TE	P	TE	P	P	TE	16/10	---	---
Clement, Corey	P	P	P	P	P	P	P	P	P	P	P	P	P	P	P	P	16/0	---	---
Cox, Fletcher	DT	DT	DT	IA	IA	DT	DT	DT	DT	DT	DT	DT	DT	DT	DT	DT	14/14	2	---
Curry, Vinny	DE	DE	DE	DE	DE	DE	DE	DE	DE	DE	DE	DE	DE	DE	DE	DE	16/16	---	---
Darby, Ronald	CB	IA	IA	IA	IA	IA	IA	IA	IA	CB	CB	CB	CB	CB	CB	P	8/7	8	---
Douglas, Rasul	IA	P	CB	CB	CB	CB	P	P	P	P	P	P	P	IA	P	CB	14/5	2	---
Ellerbe, Dannell	X	X	X	X	X	X	X	X	X	IA	IA	P	DNP	IA	MLB	MLB	3/2	3	1
Elliott, Jake	X	P	P	P	P	P	P	P	P	P	P	P	P	P	P	P	15/0	---	---
Elston, Trae	X	X	P	X	X	X	X	X	X	X	X	X	X	X	X	X	1/0	---	---
Ertz, Zach	TE	TE	TE	TE	TE	TE	P	TE	IA	TE	TE	TE	IA	TE	TE	TE	14/13	2	---
Foles, Nick	DNP	DNP	DNP	DNP	DNP	DNP	DNP	P	P	DNP	P	DNP	P	QB	QB	QB	7/3	---	9
Gerry, Nathan	PS	PS	PS	PS	PS	PS	P	P	P	P	P	P	P	P	P	P	10/1	---	---
Gibson, Shelton	IA	IA	IA	IA	IA	IA	IA	IA	IA	IA	P	P	P	P	IA	P	5/0	11	---
Goode, Najee	P	P	P	P	P	P	OLB	P	P	P	P	P	P	P	MLB	P	16/3	---	---
Graham, Brandon	DE	DE	DE	DE	DE	DE	DE	DE	DE	DE	DE	DE	DE	DE	DE	IA	15/15	1	---
Graham, Corey	P	P	IA	IA	P	P	P	P	P	P	P	P	P	P	P	S	14/1	2	---
Grugier-Hill, Kamu	P	P	P	P	P	P	P	P	P	P	P	P	P	P	P	P	16/0	---	---
Hamilton, Justin	PS	PS	PS	P	P	P	IA	IA	PS	PS	PS	PS	X	X	X	X	3/0	2	---
Hart, Taylor	X	X	X	X	X	X	X	IA	IA	X	X	X	X	X	X	X	0/0	2	---
Hicks, Jordan	MLB	MLB	MLB	MLB	MLB	MLB	MLB	IA	IR	IR	IR	IR	IR	IR	IR	IR	7/7	1	---
Hollins, Mack	P	P	P	P	P	P	P	P	P	P	P	P	P	P	P	P	16/0	---	---
Jeffery, Alshon	WR	WR	WR	WR	WR	WR	WR	WR	WR	WR	WR	WR	WR	WR	WR	WR	16/16	---	---
Jenkins, Malcolm	S	S	S	S	S	S	S	S	S	S	S	S	S	S	S	S	16/16	---	---
Jernigan, Tim	DT	DT	DT	DT	DT	DT	DT	DT	DT	DT	DT	DT	DT	DT	DT	IA	15/15	1	---
Johnson, Lane	RT	RT	RT	RT	RT	IA	RT	RT	RT	RT	RT	RT	RT	RT	RT	RT	15/15	1	---
Johnson, Marcus	P	IA	P	P	P	P	P	P	P	P	IA	IA	IA	IA	IA	P	10/0	6	---
Jones, Donnie	P	P	P	P	P	P	P	P	P	P	P	P	P	P	P	P	16/0	---	---
Jones, Sidney	NFI	NFI	NFI	NFI	NFI	NFI	NFI	NFI	NFI	NFI	NFI	NFI	NFI	NFI	NFI	P	1/0	---	---
Kelce, Jason	C	C	C	C	C	C	C	C	C	C	C	C	C	C	C	C	16/16	---	---
Kendricks, Mychal	OLB	OLB	P	OLB	OLB	P	IA	OLB	OLB	OLB	OLB	OLB	OLB	OLB	OLB	OLB	15/13	1	---
Long, Chris	P	P	P	P	P	P	P	P	P	P	P	P	P	P	P	DE	16/1	---	---
Lovato, Rick	P	P	P	P	P	P	P	P	P	P	P	P	P	P	P	P	16/0	---	---
Maragos, Chris	P	P	S	P	P	P	IR	IR	IR	IR	IR	IR	IR	IR	IR	IR	6/1	---	---
McDougle, Dexter	IA	P	P	P	P	P	P	P	P	X	X	X	X	X	X	X	8/0	1	---
McLeod, Rodney	S	S	IA	S	S	S	S	S	S	S	S	S	S	S	S	IA	14/14	2	---
Means, Steven	IA	IA	IA	P	P	P	IA	IA	IA	IA	P	IA	P	IA	IA	P	6/0	10	---
Mills, Jalen	CB	CB	CB	CB	CB	CB	CB	CB	CB	CB	CB	CB	CB	CB	CB	IA	15/15	1	---
Peters, Jason	LT	LT	LT	LT	LT	LT	LT	IR	IR	IR	IR	IR	IR	IR	IR	IR	7/7	---	---
Pumphrey, Donnel	IA	IR	IR	IR	IR	IR	IR	IR	IR	IR	IR	IR	IR	IR	IR	IR	0/0	1	---
Qualls, Elijah	IA	P	P	P	P	IA	IA	IA	IA	IA	P	IA	IA	IA	IA	P	6/0	10	---
Robinson, Patrick	P	P	CB	P	P	CB	CB	CB	CB	CB	P	CB	CB	P	P	P	16/8	---	---
Seumalo, Isaac	LG	LG	P	IA	IA	P	P	P	P	P	P	P	P	P	P	P	14/2	2	---
Smallwood, Wendell	P	RB	P	RB	IA	IA	RB	P	P	IA	IA	IA	IA	IA	IA	P	8/3	8	---
Smith, Torrey	WR	WR	WR	P	WR	WR	WR	WR	WR	WR	P	WR	WR	WR	WR	WR	16/14	---	---
Sproles, Darren	P	P	P	IR	IR	IR	IR	IR	IR	IR	IR	IR	IR	IR	IR	IR	3/0	---	---
Sturgis, Caleb	P	IR	IR	IR	IR	IR	IR	IR	IR	IR	IR	IR	IR	IR	IR	IR	1/0	---	---
Sudfeld, Nate	PS	PS	PS	PS	PS	PS	PS	PS	IA	IA	IA	IA	IA	DNP	DNP	P	1/0	5	2
Vaeao, Destiny	P	IA	IA	IA	IA	IA	P	P	P	P	P	P	P	P	P	P	11/0	5	---
Vaitai, Halapoulivaati	P	P	P	P	P	RT	P	LT	LT	LT	LT	LT	LT	LT	LT	LT	16/10	---	---
Walker, Joe	P	P	P	P	P	P	P	MLB	MLB	P	MLB	IA	IA	P	IA	IR	12/3	3	---
Warmack, Chance	IA	IA	LG	P	P	P	IA	P	P	DNP	P	DNP	P	LG	LG	P	11/3	3	2
Watkins, Jaylen	P	CB	IA	IA	IA	IA	P	P	P	P	P	P	P	P	P	P	12/1	4	---
Wentz, Carson	QB	QB	QB	QB	QB	QB	QB	QB	QB	QB	QB	QB	QB	IR	IR	IR	13/13	---	---
Wisniewski, Stefen	P	P	P	LG	LG	LG	LG	LG	LG	LG	LG	LG	LG	IA	IA	LG	14/11	2	---

POSITION - start **P** - played (did not start) **IA** - inactive **IR** - Injured Reserve **DNP** - dressed but did not play **PS** - practice squad member **NFI** - Reserve/Non-Football Injury **SUSP** - suspended **X** - not with team **EX** - roster exemption

2017 PARTICIPATION CHART



PLAYOFF PARTICIPATION

OFFENSE

PLAYER	Atl	Min	at NE	G/S	IA	DNP
Agholor, Nelson	WR	WR	WR	3/3	---	---
Ajayi, Jay	RB	RB	P	3/2	---	---
Barner, Kenjon	P	P	P	3/0	---	---
Beatty, Will	IA	IA	IA	0/0	3	---
Blount, LeGarrette	P	P	RB	3/1	---	---
Brooks, Brandon	RG	RG	RG	3/3	---	---
Burton, Trey	P	P	P	3/0	---	---
Celek, Brent	TE	P	P	3/2	---	---
Clement, Corey	P	P	P	3/0	---	---
Ertz, Zach	P	TE	TE	3/2	---	---
Foles, Nick	QB	QB	QB	3/3	---	---
Gibson, Shelton	P	P	P	3/0	---	---
Hollins, Mack	P	P	P	3/0	---	---
Jeffery, Alshon	WR	WR	WR	3/3	---	---
Johnson, Lane	RT	RT	RT	3/3	---	---
Johnson, Marcus	IA	IA	IA	0/0	3	---
Kelce, Jason	C	C	C	3/3	---	---
Seumalo, Isaac	P	P	P	3/0	---	---
Smallwood, Wendell	IA	IA	IA	0/0	3	---
Smith, Torrey	WR	WR	WR	3/3	---	---
Sudfeld, Nate	DNP	P	DNP	1/0	---	2
Vaitai, Halapoulivaati	LT	LT	LT	3/3	---	---
Warmack, Chance	P	DNP	P	2/0	---	1
Wisniewski, Stefen	LG	LG	LG	3/3	---	---

SPECIAL TEAMS

PLAYER	Atl	Min	at NE	G/S	IA	DNP
Elliott, Jake	P	P	P	3/0	---	---
Jones, Donnie	P	P	P	3/0	---	---
Lovato, Rick	P	P	P	3/0	---	---

DEFENSE

PLAYER	Atl	Min	at NE	G/S	IA	DNP
Allen, Beau	P	P	P	3/0	---	---
Barnett, Derek	P	P	P	3/0	---	---
Bradham, Nigel	OLB	OLB	OLB	3/3	---	---
Braman, Bryan	P	P	P	3/0	---	---
Cox, Fletcher	DT	DT	DT	3/3	---	---
Curry, Vinny	DE	DE	DE	3/3	---	---
Darby, Ronald	CB	CB	CB	3/3	---	---
Douglas, Rasul	P	P	P	3/0	---	---
Ellerbe, Dannell	MLB	IA	P	2/1	1	---
Gerry, Nathan	P	P	P	3/0	---	---
Goode, Najee	P	MLB	P	3/1	---	---
Grugier-Hill, Kamu	P	P	P	3/0	---	---
Graham, Brandon	DE	DE	DE	3/3	---	---
Graham, Corey	P	P	S	3/1	---	---
Jenkins, Malcolm	S	S	S	3/3	---	---
Jernigan, Tim	DT	DT	DT	3/3	---	---
Jones, Sidney	IA	IA	IA	0/0	3	---
Kendricks, Mychal	OLB	OLB	OLB	3/3	---	---
Long, Chris	P	P	P	3/0	---	---
McLeod, Rodney	S	S	S	3/3	---	---
Means, Steven	IA	IA	IA	0/0	3	---
Mills, Jalen	CB	CB	CB	3/3	---	---
Qualls, Elijah	IA	IA	IA	0/0	3	---
Robinson, Patrick	P	P	P	3/0	---	---
Vaeao, Destiny	IA	P	IA	1/0	2	---
Watkins, Jaylen	P	P	P	3/0	---	---

POSITION - start **P** - played (did not start) **IA** - inactive **IR** - Injured Reserve **DNP** - dressed but did not play **PS** - practice squad member **NFI** - Reserve/Non-Football Injury **SUSP** - suspended **X** - not with team **EX** - roster exemption

2017 SNAP COUNTS



	OFFENSE	@Was	@KC	NYG	@LAC	Ari	@Car	Was	SF	Den	@Dal	Chi	@Sea	@LAR	@NYG	Oak	Dal	Snap	Pct
	TOTAL PLAYS	68	72	76	79	67	62	65	70	69	64	78	75	91	68	68	59	1131	
QB	Carson Wentz	68	72	76	79	67	62	65	61	55	64	67	75	68	IR	IR	IR	879	78%
	Nick Foles	DNP	DNP	DNP	DNP	DNP	DNP	DNP	9	14	DNP	11	DNP	23	68	68	19	212	19%
	Nate Sudfeld	PS	PS	PS	PS	PS	PS	PS	PS	IA	IA	IA	IA	IA	DNP	DNP	40	40	4%
RB	LeGarrette Blount	23	6	22	26	26	30	25	35	16	30	37	14	15	17	12	19	353	31%
	Corey Clement	0	1	7	19	23	10	12	19	28	19	15	28	27	10	27	11	256	23%
	Jay Ajayi	X	X	X	X	X	X	X	X	17	13	22	31	43	35	28	IA	189	17%
	Wendell Smallwood	15	14	43	35	IA	IA	24	13	6	IA	IA	IA	IA	IA	IA	22	172	15%
	Darren Sproles	33	50	5	IR	IR	IR	IR	IR	IR	IR	IR	IR	IR	IR	IR	IR	88	8%
	Kenjon Barner	X	X	X	0	17	22	4	4	2	2	4	2	6	6	2	7	78	7%
	Donnel Pumphrey	IA	IR	IR	IR	IR	IR	IR	IR	IR	IR	IR	IR	IR	IR	IR	IR	0	0%
WR	Alshon Jeffery	60	61	67	68	53	56	53	48	49	47	67	70	86	61	63	18	927	82%
	Nelson Agholor	42	55	45	61	47	48	47	36	40	47	65	66	77	49	58	30	813	72%
	Torrey Smith	48	62	58	57	42	35	41	32	31	42	41	58	67	51	55	15	735	65%
	Mack Hollins	5	17	8	9	14	9	8	18	30	10	38	17	38	13	9	44	287	25%
	Marcus Johnson	7	IA	7	9	14	6	10	21	20	13	IA	IA	IA	IA	IA	39	146	13%
	Shelton Gibson	IA	IA	IA	IA	IA	IA	IA	IA	IA	IA	4	0	0	0	IA	13	17	2%
	Zach Ertz	60	60	75	60	57	49	53	64	IA	60	65	45	IA	60	56	14	778	69%
TE	Brent Celek	25	17	20	34	26	24	31	30	54	23	30	23	47	23	20	35	462	41%
	Trey Burton	14	14	19	9	16	13	16	21	47	13	IA	21	48	11	10	28	300	27%
OFFENSIVE LINE	Jason Kelce	68	72	76	79	67	62	65	61	69	64	67	75	91	68	68	27	1079	95%
	Brandon Brooks	68	72	76	79	67	62	65	70	55	64	78	75	91	68	68	19	1077	95%
	Lane Johnson	68	72	76	79	33	IA	65	70	49	64	67	75	91	68	68	19	964	85%
	Halapoulivaati Vaitai	45	3	5	8	34	62	30	70	69	64	78	75	91	68	68	59	829	73%
	Stefen Wisniewski	0	0	44	49	42	62	65	69	69	64	75	75	31	IA	IA	51	696	62%
	Jason Peters	31	72	75	79	67	62	36	IR	IR	IR	IR	IR	IR	IR	IR	IR	422	37%
	Chance Warmack	IA	IA	32	30	25	0	IA	10	14	DNP	14	DNP	17	68	68	40	318	28%
	Isaac Seumalo	68	72	0	IA	IA	8	0	9	25	1	13	0	44	4	0	40	284	25%
	Will Beatty	X	X	X	X	X	X	X	X	X	IA	IA	IA	IA	DNP	DNP	40	40	4%
	Taylor Hart	X	X	X	X	X	X	X	IA	IA	X	X	X	X	X	X	X	0	0%

	DEFENSE	@Was	@KC	NYG	@LAC	Ari	@Car	Was	SF	Den	@Dal	Chi	@Sea	@LAR	@NYG	Oak	Dal	Snap	Pct
	TOTAL PLAYS	63	53	69	57	60	82	64	66	64	63	55	62	48	88	69	68	1031	
DEFENSIVE LINE	Brandon Graham	43	38	46	44	43	62	44	44	40	44	34	47	36	63	38	IA	666	65%
	Fletcher Cox	43	44	17	IA	IA	65	51	45	39	46	35	51	37	70	62	3	608	59%
	Vinny Curry	37	33	46	30	34	40	27	32	34	34	26	35	30	46	51	43	578	56%
	Chris Long	26	20	27	21	29	41	38	33	35	31	27	26	18	39	42	42	495	48%
	Tim Jernigan	40	32	50	42	46	25	17	29	20	30	26	31	30	41	33	IA	492	48%
	Derek Barnett	26	21	26	24	26	39	36	34	29	32	26	26	17	42	20	IA	424	41%
	Beau Allen	25	15	50	38	26	41	21	29	30	15	IA	23	14	32	22	41	422	41%
	Destiny Vaeao	12	IA	IA	IA	IA	IA	22	17	28	20	23	13	9	23	7	56	230	22%
	Elijah Qualls	IA	9	14	13	14	IA	IA	IA	IA	IA	17	IA	IA	IA	IA	36	103	10%
	Steven Means	IA	IA	IA	4	3	1	IA	IA	IA	IA	6	IA	0	IA	IA	39	53	5%
	Justin Hamilton	PS	PS	PS	11	18	15	IA	IA	PS	PS	PS	PS	X	X	X	X	44	4%
	Bryan Braman	X	X	X	X	X	X	X	X	X	X	X	X	X	0	0	12	12	1%
	Nigel Bradham	63	53	69	57	45	78	64	66	54	63	44	62	48	88	69	IA	923	90%
LB	Mychal Kendricks	23	20	48	24	28	55	IA	52	47	56	38	53	38	61	54	15	612	59%
	Jordan Hicks	63	53	14	57	45	34	2	IA	IR	IR	IR	IR	IR	IR	IR	IR	268	26%
	Najee Goode	0	1	12	0	8	5	49	1	13	0	17	18	0	8	9	59	200	19%
	Joe Walker	0	0	3	0	0	13	11	29	15	20	8	IA	IA	0	IA	IR	99	10%
	Kamu Grugier-Hill	0	0	0	0	7	0	0	0	10	0	11	2	0	2	0	53	85	8%
	Dannell Ellerbe	X	X	X	X	X	X	X	X	X	IA	IA	1	DNP	IA	27	48	76	7%
	Nathan Gerry	PS	PS	PS	PS	PS	PS	0	0	0	0	0	0	0	0	0	20	20	2%
DEFENSIVE BACKS	Malcolm Jenkins	63	53	69	57	60	82	64	66	54	63	44	62	48	88	69	6	948	92%
	Jalen Mills	63	53	69	57	58	81	64	61	64	63	44	60	48	85	62	IA	932	90%
	Rodney McLeod	63	12	IA	57	60	81	64	66	63	60	55	60	48	88	69	IA	846	82%
	Patrick Robinson	52	32	61	32	46	80	46	18	51	43	38	32	48	47	42	42	710	69%
	Rasul Douglas	IA	39	69	57	20	56	28	30	37	0	11	1	0	IA	4	68	420	41%
	Ronald Darby	18	IA	IA	IA	IA	IA	IA	IA	IA	63	44	56	48	84	63	6	382	37%
	Corey Graham	18	41	IA	IA	40	7	32	14	18	10	20	23	10	54	15	68	370	36%
	Jaylen Watkins	15	14	IA	IA	IA	IA	17	27	13	0	11	0	1	7	1	62	168	16%
	Chris Maragos	0	0	69	0	0	0	IR	IR	IR	IR	IR	IR	IR	IR	IR	IR	69	7%
	Dexter McDougle	IA	0	0	2	4	0	7	32	10	X	X	X	X	X	X	X	55	5%
	Sidney Jones	NFI	NFI	NFI	NFI	NFI	NFI	NFI	NFI	NFI	NFI	NFI	NFI	NFI	NFI	NFI	29	29	3%
	Trae Elston	X	X	0	X	X	X	X	X	X	X	X	X	X	X	X	X	0	0%

2017 SNAP COUNTS



SPECIAL TEAMS	@Was	@KC	NYG	@LAC	Ari	@Car	Was	SF	Den	@Dal	Chi	@Sea	@LAR	@NYG	Oak	Dal	Snap	Pct
TOTAL PLAYS	26	30	28	27	28	32	32	32	36	26	23	22	36	32	27	20	457	
Grugier-Hill, Kamu	17	20	16	18	20	25	25	27	28	21	17	20	24	26	23	18	345	75%
Burton, Trey	18	19	16	17	20	23	24	24	28	19	1A	17	21	23	24	15	308	67%
Goode, Najee	17	19	16	17	20	23	7	22	23	19	15	16	20	21	21	17	293	64%
Clement, Corey	13	19	16	17	12	22	21	24	21	19	15	16	20	21	20	15	291	64%
Hollins, Mack	6	13	12	17	20	22	17	20	21	19	12	13	12	14	11	3	232	51%
Graham, Corey	13	10	1A	1A	11	10	17	15	11	11	13	11	16	15	17	11	181	40%
Gerry, Nathan	PS	PS	PS	PS	PS	PS	15	16	21	19	15	16	20	21	20	18	181	40%
Watkins, Jaylen	17	4	1A	1A	1A	1A	9	20	14	19	13	13	16	17	12	11	165	36%
Elliott, Jake	X	10	11	13	13	11	14	12	17	4	11	5	16	13	8	1	159	35%
Robinson, Patrick	5	12	11	14	15	14	12	1	10	7	6	11	13	11	10	4	156	34%
Celek, Brent	9	11	11	10	8	11	12	8	14	7	9	7	14	12	7	2	152	33%
Jones, Donnie	9	9	10	8	9	12	10	11	10	8	7	5	12	10	12	7	149	33%
Lovato, Rick	9	9	10	8	9	12	10	11	10	8	7	5	12	10	12	7	149	33%
Jenkins, Malcolm	10	10	11	11	8	12	9	11	11	9	7	6	14	10	6	0	145	32%
Allen, Beau	8	11	12	10	7	8	11	8	13	6	1A	6	15	11	7	3	136	30%
McDougle, Dexter	1A	11	16	16	20	22	21	16	13	X	X	X	X	X	X	X	135	30%
Walker, Joe	8	11	9	6	6	13	15	16	16	16	5	1A	1A	6	1A	1R	127	28%
Barner, Kenjon	X	X	X	8	10	9	11	11	12	9	8	10	11	10	8	9	126	28%
Maragos, Chris	20	24	15	20	21	26	1R	1R	1R	1R	1R	1R	1R	1R	1R	1R	126	28%
Ertz, Zach	8	11	11	10	8	10	9	8	1A	2	5	1	1A	0	0	0	83	18%
Douglas, Rasul	1A	7	2	1	2	0	1	0	6	7	7	5	8	1A	16	19	81	18%
Brooks, Brandon	5	5	6	6	6	5	7	5	8	2	5	2	8	6	4	0	80	18%
Vaitai, Halapoulivaati	5	5	6	6	6	5	7	5	8	2	5	2	8	6	4	0	80	18%
Barnett, Derek	4	6	5	4	2	5	4	3	6	5	3	9	12	5	3	1A	76	17%
Johnson, Lane	5	4	6	6	3	1A	7	5	5	2	5	2	8	6	4	0	68	15%
Seumalo, Isaac	5	5	6	1A	1A	5	7	5	8	2	5	2	8	6	4	0	68	15%
Braman, Bryan	X	X	X	X	X	X	X	X	X	X	X	X	X	26	23	18	67	15%
Curry, Vinny	3	5	5	4	2	5	4	4	5	3	3	4	7	5	2	3	64	14%
Mills, Jalen	4	6	6	4	2	4	4	3	5	5	3	4	8	6	0	1A	64	14%
Wisniewski, Stefen	5	5	6	6	6	5	7	5	8	2	5	2	2	1A	1A	0	64	14%
Graham, Brandon	4	5	6	4	2	4	4	3	5	4	3	4	7	5	2	1A	62	14%
Kendricks, Mychal	9	8	8	7	6	6	1A	0	0	2	1	3	9	0	0	2	61	13%
Bradham, Nigel	1	1	6	0	0	0	4	4	7	5	4	7	12	5	3	1A	59	13%
Johnson, Marcus	5	1A	4	5	9	3	10	8	8	7	1A	1A	1A	1A	1A	0	59	13%
Jernigan, Tim	4	4	5	4	2	3	3	3	3	3	3	4	6	5	3	1A	55	12%
McLeod, Rodney	7	2	1A	0	1	0	5	7	6	4	5	2	7	5	3	1A	54	12%
Means, Steven	1A	1A	1A	8	10	5	1A	1A	1A	1A	15	1A	7	1A	1A	5	50	11%
Smallwood, Wendell	8	10	0	2	1A	1A	4	7	5	1A	1A	1A	1A	1A	1A	0	47	10%
Gibson, Shelton	1A	1A	1A	1A	1A	1A	1A	1A	1A	1A	7	8	9	8	1A	12	44	10%
Warmack, Chance	1A	1A	0	6	6	5	1A	0	3	DNP	5	DNP	6	6	4	0	41	9%
Long, Chris	1	6	0	0	1	0	4	3	5	4	0	0	2	0	0	3	29	6%
Hicks, Jordan	4	6	1	4	2	2	0	1A	1R	1R	1R	1R	1R	1R	1R	1R	19	4%
Vaeao, Destiny	2	1A	1A	1A	1A	1A	1	0	2	2	2	0	0	0	0	4	13	3%
Ellerbe, Dannell	X	X	X	X	X	X	X	X	X	1A	1A	4	DNP	1A	4	3	11	2%
Qualls, Elijah	1A	1	4	0	3	1A	1A	1A	1A	1A	0	1A	1A	1A	1A	3	11	2%
Sproles, Darren	4	5	2	1R	1R	1R	1R	1R	1R	1R	1R	1R	1R	1R	1R	1R	11	2%
Sturgis, Caleb	11	1R	1R	1R	1R	1R	1R	1R	1R	1R	1R	1R	1R	1R	1R	1R	11	2%
Darby, Ronald	2	1A	1A	1A	1A	1A	1A	1A	1A	2	1	0	3	1	0	0	9	2%
Elston, Trae	X	X	7	X	X	X	X	X	X	X	X	X	X	X	X	X	7	2%
Jones, Sidney	NFI	NFI	NFI	NFI	NFI	NFI	NFI	NFI	NFI	NFI	NFI	NFI	NFI	NFI	NFI	7	7	2%
Cox, Fletcher	1	0	1	1A	1A	0	0	0	0	1	1	0	2	0	0	0	6	1%
Hamilton, Justin	PS	PS	PS	0	0	4	1A	1A	PS	PS	PS	PS	X	X	X	X	4	1%
Smith, Torrey	0	0	2	0	0	0	0	0	0	0	0	0	0	0	0	0	2	1%



PLAYOFF SNAP COUNTS

	OFFENSE	Atl	Min	at NE	Snaps	Pct
	TOTAL PLAYS	67	65	75	207	
QB	Nick Foles	67	62	75	204	99%
	Nate Sudfeld	DNP	3	DNP	3	1%
RB	Jay Ajayi	29	30	25	84	41%
	Corey Clement	16	21	24	61	29%
	LeGarrette Blount	20	11	24	55	27%
	Kenjon Barner	1	0	0	1	1%
	Wendell Smallwood	IA	IA	IA	0	0%
WR	Alshon Jeffery	56	59	69	184	89%
	Nelson Agholor	51	46	57	154	74%
	Torrey Smith	42	41	43	126	61%
	Mack Hollins	16	15	17	48	23%
	Shelton Gibson	0	0	0	0	0%
	Marcus Johnson	IA	IA	IA	0	0%
TE	Zach Ertz	59	53	64	176	85%
	Brent Celek	26	28	24	78	38%
	Trey Burton	14	13	18	45	22%
OFFENSIVE LINE	Brandon Brooks	67	65	75	207	100%
	Lane Johnson	67	65	75	207	100%
	Jason Kelce	67	65	75	207	100%
	Halapoulivaati Vaitai	67	65	75	207	100%
	Stefen Wisniewski	66	65	71	202	98%
	Isaac Seumalo	5	8	10	23	11%
	Chance Warmack	1	DNP	4	5	2%
	Will Beatty	IA	IA	IA	0	0%

	DEFENSE	Atl	Min	at NE	Snaps	Pct
	TOTAL PLAYS	63	67	76	206	
DEFENSIVE LINE	Fletcher Cox	57	53	68	178	86%
	Brandon Graham	57	53	52	162	79%
	Vinny Curry	47	36	44	127	62%
	Tim Jernigan	29	27	39	95	46%
	Chris Long	20	31	41	92	45%
	Derek Barnett	16	33	34	83	40%
	Beau Allen	26	24	23	73	35%
	Destiny Vaeao	IA	11	IA	11	5%
	Bryan Braman	0	0	0	0	0%
	Steven Means	IA	IA	IA	0	0%
	Elijah Qualls	IA	IA	IA	0	0%
LB	Nigel Bradham	63	67	76	206	100%
	Mychal Kendricks	43	37	33	113	55%
	Dannell Ellerbe	23	IA	3	26	13%
	Najee Goode	2	6	0	8	4%
	Nathan Gerry	0	1	0	1	1%
	Kamu Grugier-Hill	0	0	0	0	0%
DEFENSIVE BACKS	Malcolm Jenkins	63	67	76	206	100%
	Rodney McLeod	63	67	76	206	100%
	Jalen Mills	63	67	76	206	100%
	Ronald Darby	61	66	76	203	99%
	Patrick Robinson	36	56	52	144	70%
	Corey Graham	24	35	64	123	60%
	Jaylen Watkins	0	0	3	3	1%
	Rasul Douglas	0	0	0	0	0%
	Sidney Jones	IA	IA	IA	0	0%

	SPECIAL TEAMS	Atl	Min	at NE	Snaps	Pct
	TOTAL PLAYS	22	21	30	73	
	Burton, Trey	19	20	23	62	85%
	Grugier-Hill, Kamu	17	15	24	56	77%
	Braman, Bryan	17	14	24	55	75%
	Clement, Corey	15	14	17	46	63%
	Gerry, Nathan	15	14	17	46	63%
	Goode, Najee	15	14	17	46	63%
	Elliott, Jake	8	12	15	35	48%
	Graham, Corey	13	12	10	35	48%
	Celek, Brent	6	8	13	27	37%
	Watkins, Jaylen	4	6	17	27	37%
	Allen, Beau	6	7	13	26	36%
	Robinson, Patrick	9	7	10	26	36%
	Jenkins, Malcolm	6	5	14	25	34%
	Jones, Donnie	7	9	7	23	32%
	Lovato, Rick	7	9	7	23	32%
	Douglas, Rasul	9	5	7	21	29%
	Barner, Kenjon	8	5	7	20	27%
	Brooks, Brandon	4	6	6	16	22%
	Johnson, Lane	4	6	6	16	22%
	McLeod, Rodney	4	5	7	16	22%
	Seumalo, Isaac	4	6	6	16	22%
	Vaitai, Halapoulivaati	4	6	6	16	22%
	Gibson, Shelton	8	6	1	15	21%
	Barnett, Derek	4	3	7	14	19%
	Wisniewski, Stefen	4	6	4	14	19%
	Hollins, Mack	6	6	1	13	18%
	Bradham, Nigel	3	1	7	11	15%
	Graham, Brandon	3	1	7	11	15%
	Mills, Jalen	3	1	7	11	15%
	Curry, Vinny	2	1	7	10	14%
	Jernigan, Tim	2	1	7	10	14%
	Ellerbe, Dannell	2	IA	7	9	12%
	Warmack, Chance	0	DNP	2	2	3%
	Cox, Fletcher	1	0	0	1	1%
	Darby, Ronald	1	0	0	1	1%
	Ertz, Zach	1	0	0	1	1%
	Long, Chris	1	0	0	1	1%



MOST SEASONS PLAYED

Name	Seasons
1. Chuck Bednarik (1949-1962)	14
2. Brian Dawkins (1996-2008)	13
Harold Carmichael (1971-1983)	13
Frank (Bucko) Kilroy (1943-1955)	13
Vic Sears (1941-1953)	13
6. David Akers (1999-2010)	12
Jerry Sisemore (1973-1984)	12
Bobby Walston (1951-1962)	12

MOST CONSECUTIVE GAMES PLAYED

Name	Games
1. Jon Dorenbos (2006-2016)	162
Harold Carmichael (1972-1983)	162
3. Randy Logan (1973-1983)	159
4. Bobby Walston (1951-1962)	148
5. Jon Runyan (2000-2008)	144
6. Ken Clarke (1977-1987)	139
7. Herman Edwards (1977-1985)	135
8. Frank LeMaster (1974-1982)	129
9. Sheldon Brown (2002-2009)	128
10. Jerry Sisemore (1974-1982)	127

MOST REGULAR SEASON GAMES PLAYED

Name	Pos	Years	Seasons	GP
1. David Akers	K	1999-2010	12	188
2. Brian Dawkins	FS	1996-2008	13	183
3. Harold Carmichael	WR	1971-1983	13	180
4. Brent Celek	TE	2007-2017	11	175
5. Chuck Bednarik	C/LB	1949-1962	14	169
6. Tra Thomas	T	1998-2008	11	166
7. Jon Dorenbos	LS	2006-2016	11	162
8. Randy Logan	S	1973-1983	11	159
9. Guy Morriss	C	1973-1983	11	158
10. Jerry Sisemore	T	1973-1984	12	156
11. Trent Cole	DE/LB	2005-2014	10	155
12. Donovan McNabb	QB	1999-2009	11	148
Ken Clarke	DT	1978-1987	10	148
Bobby Walston	K/WR	1951-1962	12	148
15. Jon Runyan	T	2000-2008	9	144
16. Ron Jaworski	QB	1977-1986	10	142
17. William Thomas	LB	1991-1999	9	140
18. Andre Waters	SS	1984-1993	10	137
Wes Hopkins	FS	1983-1993	10	137
20. Herman Edwards	DB	1977-1985	9	135

MOST GAMES PLAYED BY POSITION

Quarterbacks	Pos	Years	Seasons	GP
1. Donovan McNabb	QB	1999-2009	11	148
2. Ron Jaworski	QB	1977-1986	10	142
3. Randall Cunningham	QB	1985-1995	11	122
4. Norm Snead	QB	1964-1970	7	85
5. Sonny Jurgensen	QB	1957-1963	7	83
Offensive Linemen	Pos	Years	Seasons	GP
1. Chuck Bednarik	C/LB	1949-1962	14	169
2. Tra Thomas	T	1998-2008	11	166
3. Guy Morriss	C	1973-1983	11	158
4. Jerry Sisemore	T	1973-1984	12	156
5. Jon Runyan	T	2000-2008	9	144

WRs/TEs	Pos	Years	Seasons	GP
1. Harold Carmichael	WR	1971-1983	13	180
2. Brent Celek	TE	2007-2017	11	175
3. Bobby Walston	K/WR	1951-1962	12	148
4. Pete Retzlaff	E	1956-1966	11	132
5. Charles Smith	WR	1974-1981	8	118

Running Backs	Pos	Years	Seasons	GP
1. Tom Woodeshick	B	1963-1971	9	111
2. Brian Westbrook	RB	2002-2009	8	107
3. Keith Byars	RB	1986-1992	7	105
4. Wilbert Montgomery	RB	1977-1984	8	100
5. Duce Staley	RB	1997-2003	7	98

Defensive Linemen	Pos	Years	Seasons	GP
1. Trent Cole	DE/LB	2005-2014	10	155
2. Ken Clarke	DT	1978-1987	10	148
3. Vic Sears	DT	1941-1953	12	131
4. Hollis Thomas	DT	1996-2005	10	126
5. Clyde Simmons	DE	1986-1993	8	124

Linebackers	Pos	Years	Seasons	GP
1. Chuck Bednarik	C/LB	1949-1962	14	169
2. William Thomas	LB	1991-1999	9	140
3. John Bunting	LB	1972-1982	11	132
4. Frank LeMaster	LB	1974-1982	9	129
5. Seth Joyner	LB	1986-1993	8	120

Secondary	Pos	Years	Seasons	GP
1. Brian Dawkins	FS	1996-2008	13	183
2. Randy Logan	S	1973-1983	11	159
3. Andre Waters	SS	1984-1993	10	137
Wes Hopkins	FS	1983-1993	10	137
5. Herman Edwards	DB	1977-1985	9	135
6. Nate Ramsey	DB	1963-1972	10	134
7. Sheldon Brown	CB	2002-2009	8	128
8. Quintin Mikell	S	2003-2010	8	123
9. Bobby Taylor	CB	1995-2003	9	119
10. Troy Vincent	CB	1996-2003	8	118
Brenard Wilson	S	1979-1986	8	118

Kickers	Pos	Years	Seasons	GP
1. David Akers	K	1999-2010	12	188
2. Bobby Walston	K/WR	1951-1962	12	148
3. Sam Baker	K	1964-1969	6	82
4. Tony Franklin	K	1979-1983	5	73
5. Paul McFadden	K	1984-1987	4	60

Punters	Pos	Years	Seasons	GP
1. Donnie Jones	P	2013-2017	5	80
2. Max Runager	P	1979-83, 1989	6	72
3. Sean Landeta	P	1999-02, 2005	5	65
4. Sav Rocca	P	2007-2010	4	64
Jeff Feagles	P	1990-1993	4	64
Tom Hutton	P	1995-1998	4	64



ALL-TIME LEADING SCORERS

Player	Years	Games	TDs	XPM	XPA	FGM	FGA	2pt	Pts
1. David Akers	1999-2010 (12)	188	0	441	447	294	357	0	1323
2. Bobby Walston (WR/K)	1951-1962 (12)	148	46	365	383	80	157	0	881
3. Sam Baker	1964-1969 (6)	82	0	205	213	90	153	0	475
4. Harold Carmichael (WR)	1971-1983 (13)	180	79	0	0	0	0	0	474
5. Steve Van Buren (B)	1944-1951 (8)	83	77	2	2	0	0	0	464
6. Tony Franklin	1979-1983 (5)	73	0	172	182	80	128	0	412
7. Brian Westbrook (RB)	2002-2009 (8)	107	68	0	0	0	0	1	410
8. Tommy McDonald (FL)	1957-1963 (7)	88	67	0	0	0	0	0	402
9. Paul McFadden	1984-1987 (4)	60	0	117	119	91	124	0	390
10. Roger Ruzek	1989-1993 (5)	58	0	139	151	81	108	0	382
11. Pete Pihos (E)	1947-1955 (9)	107	63	0	0	0	0	0	378
12. Timmy Brown (B)	1960-1967 (8)	96	62	0	0	0	0	0	372
13. Mike Quick (WR)	1982-1990 (9)	101	61	0	0	0	0	0	366
14. Wilbert Montgomery (RB)	1977-1984 (8)	100	58	0	0	0	0	0	348
15. Alex Henery	2011-2013 (3)	48	0	116	117	74	86	0	338
16. LeSean McCoy (RB)	2009-2014 (6)	90	54	0	0	0	0	1	326
17. Tom Dempsey	1971-1974 (4)	47	0	84	90	66	108	0	282
Pete Retzlaff (E)	1956-1966 (11)	132	47	0	0	0	0	0	282
19. Cliff Patton	1946-1950 (5)	52	0	160	166	28	61	0	244
20. DeSean Jackson (WR)	2008-2013 (6)	87	39	0	0	0	0	0	234

MOST POINTS, SEASON

Player	Year	TDs	XPM	XPA	FGM	FGA	2pt	Pts
1. Cody Parkey	2014	0	54	54	32	36	0	150
2. David Akers	2008	0	45	45	33	40	0	144
3. David Akers	2010	0	47	47	32	38	0	143
4. David Akers	2009	0	43	45	32	37	0	139
5. Caleb Sturgis	2016	0	30	31	35	41	0	135
6. David Akers	2002	0	43	43	30	34	0	133
7. David Akers	2004	0	41	42	27	32	0	122
8. David Akers	2000	0	34	36	29	33	0	121
9. LeSean McCoy (RB)	2011	20	0	0	0	0	0	120
10. Alex Henery	2011	0	46	46	24	27	0	118

Led NFL

Led Conference

LONGEST FIELD GOALS

PLAYER	GAME	LG
1. Jake Elliott	9/24/17 vs. Giants	61
2. Tony Franklin	11/12/79 at Cowboys	59
3. David Akers	9/14/03 vs. Patriots	57
4. Caleb Sturgis	10/30/16 at Cowboys	55
5. Cody Parkey	10/26/14 at Cardinals	54
Tom Dempsey	12/12/71 vs. StL Cardinals	54
7. Jake Elliott	10/1/17 at LA Chargers	53
Caleb Sturgis	9/19/16 at Bears	53
Caleb Sturgis	11/8/15 at Cowboys	53
David Akers	9/30/07 at Giants	53
David Akers	10/24/99 at Dolphins	53
Roger Ruzek	12/9/90 at Dolphins	53

ALL-TIME SCORING

TDs by rushing	1,023
TDs by reception	1,606
TDs by INT return	99
TDs by kickoff return	29
TDs by punt return	32
TDs by fumble return	80
TDs by blocked punt	11
FGs made	1,306

MOST TOUCHDOWNS, Career

PLAYER	TDs
1. Harold Carmichael (WR)	79
2. Steve Van Buren (B)	77
3. Brian Westbrook (RB)	68
4. Tommy McDonald (FL)	67
5. Pete Pihos (E)	63
6. Timmy Brown (B)	62
7. Mike Quick (WR)	61
8. Wilbert Montgomery (RB)	58
9. LeSean McCoy (RB)	54
10. Pete Retzlaff (E)	47

MOST FGs MADE, Career

PLAYER	FGM
1. David Akers	294
2. Paul McFadden	91
3. Sam Baker	90
4. Roger Ruzek	81
5. Tony Franklin	80
Bobby Walston (WR/K)	80
7. Alex Henery	74
8. Tom Dempsey	66
9. Caleb Sturgis	56
10. Gary Anderson	47

MOST FGAs, Career

PLAYER	FGA
1. David Akers	357
2. Bobby Walston (WR/K)	157
3. Sam Baker	153
4. Tony Franklin	128
5. Paul McFadden	124
6. Roger Ruzek	108
Tom Dempsey	108
8. Alex Henery	86
9. Caleb Sturgis	66
10. Cliff Patton	61

MOST PATs MADE, Career

PLAYER	XPM
1. David Akers	441
2. Bobby Walston (WR/K)	365
3. Sam Baker	205
4. Tony Franklin	172
5. Cliff Patton	160
6. Roger Ruzek	139
7. Paul McFadden	117
8. Alex Henery	116
9. Roy Zimmerman	89
10. Tom Dempsey	84

MOST PATs ATT., Career

PLAYER	XPA
1. David Akers	447
2. Bobby Walston (WR/K)	383
3. Sam Baker	213
4. Tony Franklin	182
5. Cliff Patton	166
6. Roger Ruzek	151
7. Paul McFadden	119
8. Alex Henery	117
9. Roy Zimmerman	98
10. Tom Dempsey	90



TOP SINGLE-GAME SCORING PERFORMANCES

MOST POINTS, Game

PLAYER	GAME	PTS
1. Bobby Walston (WR/K)	10/17/1954 at Redskins	25
2. Brian Westbrook (RB)	11/27/2008 vs. Cardinals	24
Irving Fryar (WR)	10/20/1996 vs. Dolphins	24
Wilbert Montgomery (RB)	10/7/1979 vs. Redskins	24
Wilbert Montgomery (RB)	9/10/1978 at Redskins	24
Ben Hawkins (FL)	9/28/1969 vs. Steelers	24
Tommy McDonald (FL)	10/4/1959 vs. Giants	24
Clarence Peaks (B)	11/16/1958 vs. Chi. Cardinals	24

MOST TOUCHDOWNS, Game

PLAYER	GAME	TDS
1. Brian Westbrook (RB)	11/27/2008 vs. Cardinals	4
Irving Fryar (WR)	10/20/1996 vs. Dolphins	4
Wilbert Montgomery (RB)	10/7/1979 vs. Redskins	4
Wilbert Montgomery (RB)	9/10/1978 at Redskins	4
Ben Hawkins (FL)	9/28/1969 vs. Steelers	4
Tommy McDonald (FL)	10/4/1959 vs. Giants	4
Clarence Peaks (B)	11/16/1958 vs. Chi. Cardinals	4

MOST FIELD GOALS MADE, Game

PLAYER	GAME	FGM
1. Tom Dempsey	11/12/1972 at Houston Oilers	6
2. Cody Parkey	11/23/2014 vs. Titans	5
Alex Henery	10/6/2013 at Giants	5
David Akers	11/18/2001 at Cowboys	5
Gary Anderson	12/22/1996 vs. Ari. Cardinals	5
Gary Anderson	10/1/1995 at Saints	5

MOST FIELD GOALS ATTEMPTED, Game

PLAYER	GAME	FGA
1. Tom Dempsey	11/12/1972 at Houston Oilers	7
Sam Baker	12/5/1965 vs. Cowboys	7
3. Cody Parkey	11/23/2014 vs. Titans	6
David Akers	10/3/2004 at Bears	6
Tom Dempsey	10/7/1973 at Bills	6

MOST CONSECUTIVE FIELD GOALS MADE

PLAYER (YEARS)	FGs
1. Alex Henery (2012)	22
2. Caleb Sturgis (2016)	18
3. Cody Parkey (2014)	17
Alex Henery (2011-12) (16 in 2011, 1 in 2012)	17
David Akers (2009)	17
David Akers (2001)	17
7. David Akers (2008)	15
David Akers (2004)	15
9. David Akers (2003)	13
David Akers (1999-2000) (1 in 1999, 12 in 2000)	13

MOST TOUCHDOWNS, Season

PLAYER (YEAR)	TDS
1. LeSean McCoy (2011)	20
2. Steve Van Buren (1945)	18
3. Brian Westbrook (2008)	14
Terrell Owens (2004)	14
Wilbert Montgomery (1979)	14
Steve Van Buren (1947)	14

MOST FGs MADE, Season

PLAYER (YEAR)	FGM
1. Caleb Sturgis (2016)	35
2. David Akers (2008)	33
3. Cody Parkey (2014)	32
David Akers (2010)	32
David Akers (2009)	32

MOST FGA, Season

PLAYER (YEAR)	FGA
1. Caleb Sturgis (2016)	41
2. David Akers (2008)	40
Tom Dempsey (1973)	40
4. David Akers (2010)	38
5. David Akers (2009)	37
Paul McFadden (1984)	37

MOST PATs ATTEMPTED, Season

PLAYER (YEAR)	XPA
1. Cody Parkey (2014)	54
2. Cliff Patton (1948)	50
3. [4 times] last by David Akers (2006)	48

MOST PATs MADE, Season

PLAYER (YEAR)	XPM
1. Cody Parkey (2014)	54
2. Cliff Patton (1948)	50
3. David Akers (2006)	48
Tony Franklin (1980)	48
5. David Akers (2010)	47

MOST CONSECUTIVE GAMES WITH A TD

PLAYER (YEAR)	GAMES
1. LeSean McCoy (2011)	9
2. Steve Van Buren (1947)	8
3. [5 times] last by Ricky Watters (1995)	6

MOST CONSECUTIVE PATs MADE

PLAYER (YEARS)	XPM
1. David Akers (2004-2009)	173
2. David Akers (2001-04)	153
3. Cliff Patton (1947-49)	84



ALL-TIME LEADING PASSERS

Player	Years	Gm	Att	Cmp	Pct	Yds	TD	INT	Lg	QB Rat	INT Pct
1. Donovan McNabb	1999-2009 (11)	148	4,746	2,801	59.0	32,873	216	100	91t	86.5	2.1
2. Ron Jaworski	1977-86 (10)	142	3,918	2,088	53.3	26,963	175	151	99t	74.0	3.9
3. Randall Cunningham	1985-95 (11)	122	3,362	1,874	55.7	22,877	150	105	95t	78.7	3.1
4. Norm Snead	1964-70 (7)	85	2,236	1,154	51.6	15,672	111	124	87t	67.7	5.5
5. Tommy Thompson	1941-50 (8)	88	1,396	723	51.8	10,240	90	100	75t	67.4	7.2
6. Michael Vick	2009-13 (5)	54	1,300	773	59.5	9,984	57	33	91t	87.7	2.5
7. Sonny Jurgensen	1957-63 (7)	83	1,107	602	54.4	9,639	76	73	84	79.1	6.6
8. Bobby Thomason	1952-57 (6)	68	1,113	556	50.0	8,124	57	80	67t	61.2	7.2
9. Norm Van Brocklin	1958-60 (3)	36	998	542	54.3	7,497	55	51	91t	75.7	5.1
10. Nick Foles	2012-14 (3)	35	994	607	61.1	7,290	51	19	68t	92.7	1.9
11. Roman Gabriel	1973-77 (5)	53	1,185	661	55.8	7,221	47	37	80t	74.2	3.1
12. Carson Wentz	2016-17 (2)	29	1,047	644	61.5	7,078	49	21	73t	88.8	2.0
13. Adrian Burk	1951-56 (6)	70	960	457	47.6	6,203	55	77	84t	54.4	8.0
14. Rodney Peete	1995-98 (4)	30	756	434	57.4	4,945	17	27	62	69.8	3.6
15. Ty Detmer	1996-97 (2)	21	645	372	57.7	4,478	22	19	57	78.2	2.9
16. King Hill	1961-68 (8)	71	635	325	51.2	4,308	29	51	92t	54.8	8.0
17. Sam Bradford	2015 (1)	14	532	346	65.0	3,725	19	14	78t	86.4	2.6
18. Roy Zimmerman	1943-46 (4)	41	435	190	43.7	3,219	30	43	75t	52.7	9.9
19. Mark Sanchez	2014-15 (2)	13	400	257	64.3	3,034	18	15	72	86.6	3.8
20. Pete Liske	1971-72 (2)	28	407	214	52.6	2,930	14	22	69t	64.8	5.4

MOST TD PASSES, Career

PLAYER	TDs
1. Donovan McNabb	216
2. Ron Jaworski	175
3. Randall Cunningham	150
4. Norm Snead	111
5. Tommy Thompson	90
6. Sonny Jurgensen	76
7. Michael Vick	57
Bobby Thomason	57
9. Norm Van Brocklin	55
Adrian Burk	55

MOST ATTEMPTS, Career

PLAYER	ATTs
1. Donovan McNabb	4,746
2. Ron Jaworski	3,918
3. Randall Cunningham	3,362
4. Norm Snead	2,236
5. Tommy Thompson	1,396
6. Michael Vick	1,300
7. Roman Gabriel	1,185
8. Bobby Thomason	1,113
9. Sonny Jurgensen	1,107
10. Carson Wentz	1,047

MOST COMPLETIONS, Career

PLAYER	COMPS
1. Donovan McNabb	2,801
2. Ron Jaworski	2,088
3. Randall Cunningham	1,874
4. Norm Snead	1,154
5. Michael Vick	773
6. Tommy Thompson	723
7. Roman Gabriel	661
8. Carson Wentz	644
9. Nick Foles	607
10. Sonny Jurgensen	602

BEST COMP. PCT., Career

PLAYER	COMP%
1. Sam Bradford	65.0
2. Carson Wentz	61.5
3. Nick Foles	61.1
4. Michael Vick	59.5
5. Donovan McNabb	59.0
6. Ty Detmer	57.7
7. Rodney Peete	57.4
8. Roman Gabriel	55.8
9. Randall Cunningham	55.7
10. Sonny Jurgensen	54.4

(min. 500 attempts)

BEST QB RATING, Career

PLAYER	QB RATING
1. Nick Foles	92.7
2. Carson Wentz	88.8
3. Michael Vick	87.7
4. Donovan McNabb	86.5
5. Sam Bradford	86.4
6. Sonny Jurgensen	79.1
7. Randall Cunningham	78.7
8. Ty Detmer	78.2
9. Norm Van Brocklin	75.7
10. Roman Gabriel	74.2

(min. 500 attempts)

MOST INTs, Career

PLAYER	INTs
1. Ron Jaworski	151
2. Norm Snead	124
3. Randall Cunningham	105
4. Donovan McNabb	100
Tommy Thompson	100
6. Bobby Thomason	80
7. Adrian Burk	77
8. Sonny Jurgensen	73
9. King Hill	51
Norm Van Brocklin	51



MOST PASSING YARDS, SEASON

Player	Year	Att	Cmp	Pct	Yds	TD	INT	Lg	QB Rat	INT Pct
1. Donovan McNabb	2008	571	345	60.4	3,916	23	11	90t	86.4	1.9
2. Donovan McNabb	2004	469	300	64.0	3,875	31	8	80	104.7	1.7
3. Randall Cunningham	1988	560	301	53.8	3,808	24	16	80t	77.6	2.9
4. Carson Wentz (rookie)	2016	607	379	62.4	3,782	16	14	73t	79.3	2.3
5. Sam Bradford	2015	532	346	65.0	3,725	19	14	78t	86.4	2.6
6. Sonny Jurgensen	1961	416	235	56.5	3,723	32	24	69	88.1	5.8
7. Donovan McNabb	2009	443	267	60.3	3,553	22	10	60t	92.9	2.3
8. Ron Jaworski	1980	451	257	57.0	3,529	27	12	56t	91.0	2.7
9. Randall Cunningham	1990	465	271	58.3	3,466	30	13	95t	91.6	2.8
10. Ron Jaworski	1985	484	255	52.7	3,450	17	20	99t	70.2	4.1

Led NFL

Led Conference

MOST ATTEMPTS, Season

PLAYER (YEAR)	ATT
1. Carson Wentz (2016)	607
2. Donovan McNabb (2008)	571
3. Donovan McNabb (2000)	569
4. Randall Cunningham (1988)	560
5. Sam Bradford (2015)	532
Randall Cunningham (1989)	532

MOST COMPLETIONS, Season

PLAYER (YEAR)	COMP
1. Carson Wentz (2016)	379
2. Sam Bradford (2015)	346
3. Donovan McNabb (2008)	345
4. Donovan McNabb (2000)	330
5. Randall Cunningham (1988)	301

MOST TD PASSES, Season

PLAYER (YEAR)	TDs
1. Carson Wentz (2017)	33
2. Sonny Jurgensen (1961)	32
3. Donovan McNabb (2004)	31
4. Randall Cunningham (1990)	30
5. Norm Snead (1967)	29

BEST COMPLETION PERCENTAGE, Season

PLAYER (YEAR)	COMP%
1. Sam Bradford (2015)	65.03
2. Mark Sanchez (2014)	64.08
3. Nick Foles (2013)	64.04
4. Donovan McNabb (2004)	63.97
5. Michael Vick (2010)	62.63

(min. 250 attempts)

BEST QB RATING, Season

PLAYER (YEAR)	QB RATING
1. Nick Foles (2013)	119.2
2. Donovan McNabb (2004)	104.7
3. Carson Wentz (2017)	101.9
4. Michael Vick (2010)	100.2
5. Donovan McNabb (2006)	95.5
6. Donovan McNabb (2009)	92.9

(min. 250 attempts)

FEWEST INTERCEPTIONS, Season

PLAYER (YEAR)	INTs
1. Nick Foles (2013, 317)	2
2. Nick Foles (2012, 265)	5
Bubby Brister (1993, 309)	5
4. Michael Vick (2010, 372)	6
Donovan McNabb (2002, 361)	6
Donovan McNabb (2006, 316)	6

(min. 250 attempts)

LOWEST INT PERCENTAGE, Season

PLAYER (YEAR)	PCT
1. Nick Foles (2013, 2-317)	0.63
2. Donovan McNabb (2007, 7-473)	1.48
3. Carson Wentz (2017, 7-440)	1.59
4. Michael Vick (2010, 6-372)	1.61
5. Bubby Brister (1993, 5-309)	1.61
6. Donovan McNabb (2002, 6-361)	1.66

(min. 250 attempts)

MOST INTERCEPTIONS, Season

PLAYER (YEAR)	INTs
1. Sonny Jurgensen (1962)	26
2. Norm Snead (1967)	24
Sonny Jurgensen (1961)	24
4. Norm Snead (1969)	23
Adrian Burk (1951)	23



TOP SINGLE-GAME PASSING PERFORMANCES

MOST YARDS, Game

PLAYER	GAME	YARDS
1. Donovan McNabb	12/5/2004 vs. Packers	464
2. Donovan McNabb	11/15/2009 at Chargers	450
3. Randall Cunningham	9/17/1989 vs. at Redskins	447
4. Bobby Thomason	11/8/1953 vs. Giants	437
5. Sonny Jurgensen	10/29/1961 at Redskins	436
6. Nick Foles	12/15/2013 at Vikings	428
Michael Vick	9/15/2013 vs. Chargers	428
8. Sonny Jurgensen	12/16/1962 at StL Cardinals	419
9. Michael Vick	10/2/2011 vs. 49ers	416
10. Nick Foles	10/26/2014 at Cardinals	411

MOST TD PASSES, Game

PLAYER	GAME	TDs
1. Nick Foles	11/3/2013 at Raiders	*7
Adrian Burk	10/17/1954 at Redskins	*7
3. Donovan McNabb	9/18/2005 vs. 49ers	5
Donovan McNabb	12/5/2004 vs. Packers	5
Randall Cunningham	9/17/1989 vs. at Redskins	5
Norm Snead	9/28/1969 vs. Steelers	5
Sonny Jurgensen	12/16/1962 at StL Cardinals	5
Sonny Jurgensen	11/26/1961 vs. Cowboys	5
Adrian Burk	11/28/1954 vs. Redskins	5

* NFL Record

MOST ATTEMPTS, Game

PLAYER	GAME	ATT
1. Nick Foles	10/26/2014 at Cardinals	62
Randall Cunningham	10/2/1989 at Bears	62
3. Carson Wentz	12/4/2016 at Bengals	60
Davey O'Brien	12/1/1940 at Redskins	60
5. Donovan McNabb	11/16/2008 at Bengals	58

MOST COMPLETIONS, Game

PLAYER	GAME	COMP
1. Sam Bradford	12/26/2015 vs Redskins	37
Mark Sanchez	12/20/2014 at Redskins	37
3. Carson Wentz	12/4/2016 at Bengals	36
Sam Bradford	9/14/2015 at Falcons	36
Nick Foles	10/26/2014 at Cardinals	36

BEST COMPLETION PERCENTAGE, Game

PLAYER	GAME	COMP-ATT	PCT
1. Nick Foles	12/22/2013 vs. Bears	21-25	84.0
2. Rodney Peete	9/15/1996 vs. Lions	25-30	83.3
3. Nate Sudfeld	12/31/2017 vs. Cowboys	19-23	82.6
Jeff Garcia	11/26/2006 at Colts	19-23	82.6
5. Donovan McNabb	9/23/2007 vs. Lions	21-26	80.8

MOST INTERCEPTIONS, Game

PLAYER	GAME	INTs
1. Pete Liske	9/26/1971 vs. Cowboys	6
Bobby Thomason	10/21/1956 vs. Chi. Cardinals	6

LONGEST PASSING PLAYS

PLAYER (GAME)	YARDS
1. Ron Jaworski to Mike Quick (11/10/1985 vs. Falcons)	99t*
2. Randall Cunningham to Fred Barnett (12/2/1990 at Bills)	95t
3. Randall Cunningham to Herschel Walker (9/4/1994 at Giants)	93
4. King Hill to Ben Hawkins (9/22/1968 vs. Giants)	92t
5. Michael Vick to DeSean Jackson (12/12/2010 at Cowboys)	91t
Donovan McNabb to Terrell Owens (10/30/2005 at Broncos)	91t
Norm Van Brocklin to T. McDonald (10/5/1958 vs. Giants)	91t
8. Donovan McNabb to Hank Baskett (9/7/2008 vs. Rams)	90t
Ron Jaworski to Mike Quick (10/28/1984 vs. StL Cardinals)	90t
10. A.J. Feeley to Hank Baskett (12/31/2006 vs. Falcons)	89t

* NFL Record

MOST CONSECUTIVE COMPLETIONS

PLAYER	GAME(S)	COMP
1. Donovan McNabb	last 10, 11/28/2004 at NYG & first 14, 12/5/2004 vs. Packers	24
2. Donovan McNabb	9/23/2007 vs. Lions	18
3. Donovan McNabb	9/21/2008 vs. Steelers	**15
4. Donovan McNabb	10/23/2005 vs. Chargers	14
5. Donovan McNabb	11/2/2008 at Seahawks	13
	last 12, 11/16/2003 vs. Giants & first 1, 11/23/2003 vs. Saints	13
Bobby Hoying	11/16/1997 at Ravens	13

*Most consecutive pass completions to start a game



ALL-TIME LEADING RUSHERS

PLAYER	YEARS	GM	ATT	YARDS	AVG	LG	TDs
1. LeSean McCoy	2009-2014 (6)	90	1,461	6,792	4.6	66t	44
2. Wilbert Montgomery	1977-1984 (8)	100	1,465	6,538	4.5	90t	45
3. Brian Westbrook	2002-2009 (8)	107	1,308	5,995	4.6	71t	37
4. Steve Van Buren	1944-1951 (8)	83	1,320	5,860	4.4	70t	69
5. Duce Staley	1997-2003 (7)	98	1,200	4,807	4.0	64t	22
6. Randall Cunningham (QB)	1985-1995 (11)	122	677	4,482	6.6	52t	32
7. Ricky Watters	1995-1997 (3)	48	975	3,794	3.9	57	31
8. Timmy Brown	1960-1967 (8)	96	850	3,703	4.4	61t	29
9. Tom Woodeshick	1963-1971 (9)	111	831	3,563	4.3	57t	21
10. Donovan McNabb (QB)	1999-2009 (11)	148	573	3,249	5.7	54	28
11. Tom Sullivan	1972-1977 (6)	80	871	3,135	3.6	37	17
12. Clarence Peaks	1957-1963 (7)	83	786	2,927	3.7	57	19
13. Keith Byars	1986-1992 (7)	105	750	2,672	3.6	52	17
14. Billy Barnes	1957-1961 (5)	60	689	2,391	3.5	70t	20
15. Herschel Walker	1992-1994 (3)	48	554	2,344	4.2	91t	14
16. Anthony Toney (FB)	1986-1990 (5)	67	639	2,294	3.6	44	14
17. Charlie Garner	1994-1998 (5)	66	495	2,261	4.6	55t	17
18. Correll Buckhalter	2001-2008 (8)	74	476	2,155	4.5	64t	18
19. Heath Sherman	1989-1993 (5)	76	537	2,130	4.0	37	10
20. Michael Vick	2009-2013 (5)	54	298	1,998	6.7	61	15

MOST RUSHING YARDS, SEASON

PLAYER	YEAR	ATT	YARDS	AVG	LG	TDs
1. LeSean McCoy	2013	314	1,607	5.1	57t	9
2. Wilbert Montgomery	1979	338	1,512	4.5	62t	9
3. Ricky Watters	1996	353	1,411	4.0	56t	13
4. Wilbert Montgomery	1981	286	1,402	4.9	41	8
5. Brian Westbrook	2007	278	1,333	4.8	36	7
6. LeSean McCoy	2014	312	1,319	4.2	53	5
7. LeSean McCoy	2011	273	1,309	4.8	60	17
8. Duce Staley	1999	325	1,273	3.9	29	4
Ricky Watters	1995	337	1,273	3.8	57	11
10. Wilbert Montgomery	1978	259	1,220	4.7	47	9
11. Brian Westbrook	2006	240	1,217	5.1	71t	7
12. Steve Van Buren	1949	263	1,146	4.4	41	11
13. Ricky Watters	1997	285	1,110	3.9	28	7
14. LeSean McCoy	2010	207	1,080	5.2	62	7
15. Herschel Walker	1992	267	1,070	4.0	38	8
16. Duce Staley	1998	258	1,065	4.1	64t	5
17. Duce Staley	2002	269	1,029	3.8	57	5
18. Earnest Jackson	1985	282	1,028	3.6	59	5
19. Steve Van Buren	1947	217	1,008	4.6	45	13

Led NFL

Led Conference

MOST ATTEMPTS, Career

PLAYER	ATT
1. Wilbert Montgomery	1,465
2. LeSean McCoy	1,461
3. Steve Van Buren	1,320
4. Brian Westbrook	1,308
5. Duce Staley	1,200
6. Ricky Watters	975
7. Tom Sullivan	871
8. Timmy Brown	850
9. Tom Woodeshick	831
10. Clarence Peaks	786

MOST TOUCHDOWNS, Career

PLAYER	TDs
1. Steve Van Buren	69
2. Wilbert Montgomery	45
3. LeSean McCoy	44
4. Brian Westbrook	37
5. Randall Cunningham (QB)	32
6. Ricky Watters	31
7. Timmy Brown	29
8. Donovan McNabb (QB)	28
9. Duce Staley	22
10. Tom Woodeshick	21

BEST RUSHING AVG, Career

PLAYER	AVG
1. Randall Cunningham (QB)	6.62
2. Donovan McNabb (QB)	5.67
3. LeSean McCoy	4.65
4. Brian Westbrook	4.58
5. Charlie Garner	4.57
6. Correll Buckhalter	4.53
7. Wilbert Montgomery	4.46
8. Steve Van Buren	4.44
9. Timmy Brown	4.36
10. Tom Woodeshick	4.29

(min. 400 attempts)

LONGEST RUSHING PLAYS

PLAYER (GAME)	YARDS
1. Herschel Walker (11/27/94 at Falcons)	91t
2. Wilbert Montgomery (12/19/82 vs. Oilers)	90t
3. Brian Mitchell (10/1/00 vs. Falcons)	85t
4. Swede Hanson (9/16/34 at Packers)	81t
5. Leroy Harris (11/25/79 at Packers)	80
6. Bosh Pritchard (10/23/49 vs. Redskins)	77t
7. Herman Hunter (11/24/85 at Cowboys)	74t
8. Wilbert Montgomery (9/14/80 at Vikings)	72t
9. Jay Ajayi (11/19/17 at Cowboys)	71
Brian Westbrook (9/24/06 at 49ers)	71t
John Brewer (10/4/52 vs. Giants)	71t



TOP SINGLE-GAME RUSHING PERFORMANCES

MOST YARDS, Game

PLAYER	GAME	YARDS
1. LeSean McCoy	12/8/2013 vs. Lions	217
2. Steve Van Buren	11/27/1949 vs. Steelers	205
3. Duce Staley	9/3/2000 at Cowboys	201
4. Wilbert Montgomery	11/4/1979 vs. Browns	197
5. Steve Van Buren	12/18/1949 at Rams	196
6. Wilbert Montgomery	1/11/1981 vs. Cowboys	194
7. Swede Hanson	11/6/1934 vs. Cin. Reds	190
8. Timmy Brown	11/7/1965 at Browns	186
9. LeSean McCoy	10/30/2011 vs. Cowboys	185
10. LeSean McCoy	9/9/2013 at Redskins	184

MOST ATTEMPTS, Game

PLAYER	GAME	ATT
1. Heath Sherman	10/6/1991 at Buccaneers	35
Heath Sherman	11/12/1990 vs. Redskins	35
Steve Van Buren	11/20/1949 vs. NY Bulldogs	35
4. Earnest Jackson	11/17/1985 at StL Cardinals	34
5. Brian Westbrook	12/7/2008 at Giants	33
Ricky Watters	12/10/1995 vs. Cowboys	33
Steve Van Buren	10/3/1949 at Lions	33

MOST TOUCHDOWNS, Game

PLAYER	GAME	TDs
1. LeSean McCoy	12/18/2011 vs. Jets	3
LeSean McCoy	9/19/2010 at Lions	3
Charlie Garner	10/8/1995 vs. Redskins	3
Wilbert Montgomery	12/19/1982 vs. Houston Oilers	3
Wilbert Montgomery	10/7/1979 vs. Redskins	3
Wilbert Montgomery	9/10/1978 at Redskins	3
Tom Sullivan	10/13/1974 vs. Giants	3
Clarence Peaks	11/16/1958 vs. Chi. Cardinals	3
Steve Van Buren	10/17/1948 at Redskins	3
Steve Van Buren	12/14/1947 vs. Packers	3
Steve Van Buren	12/9/1945 vs. Boston Yanks	3

MOST ATTEMPTS, Season

PLAYER (YEAR)	ATT
1. Ricky Watters (1996)	353
2. Wilbert Montgomery (1979)	338
3. Ricky Watters (1995)	337
4. Duce Staley (1999)	325
5. LeSean McCoy (2013)	314

MOST TOUCHDOWNS, Season

PLAYER (YEAR)	TDs
1. LeSean McCoy (2011)	17
2. Steve Van Buren (1945)	15
3. Ricky Watters (1996)	13
Steve Van Buren (1947)	13
5. (three times) last by Ricky Watters (1995)	11

CONSECUTIVE GAMES WITH RUSHING TD

PLAYER (YEAR)	TDs
1. Steve Van Buren (1947)	8
2. Ricky Watters (1995)	6
3. Steve Van Buren (1948)	5
LeSean McCoy (2011)	5
5. (many times) last by Michael Vick (2010)	4

MOST 100-YARD GAMES, Season

PLAYER (YEAR)	GAMES
1. Wilbert Montgomery (1981)	8
2. LeSean McCoy (2013)	7
Wilbert Montgomery (1979)	7
4. LeSean McCoy (2011)	6
Brian Westbrook (2007)	6
Brian Westbrook (2006)	6
Ricky Watters (1996)	6
Wilbert Montgomery (1978)	6

(regular season only)

CONSECUTIVE 100-YARD RUSHING GAMES

PLAYER (YEAR)	GAMES
1. Steve Van Buren (1948)	4
2. Brian Westbrook (2006)	3
Wilbert Montgomery (1981)	3
Wilbert Montgomery (1979)	3
Wilbert Montgomery (1978)	3



ALL-TIME LEADING RECEIVERS

PLAYER	YEARS	GM	REC	YARDS	AVG	LG	TDs
1. Harold Carmichael	1971-1983 (13)	180	589	8,978	15.2	85t	79
2. Pete Retzlaff (TE)	1956-1966 (11)	132	452	7,412	16.4	84	47
3. Brian Westbrook (RB)	2002-2009 (8)	107	426	3,790	8.9	62	29
4. Brent Celek (TE)	2007-2017 (11)	175	398	4,998	12.6	73	31
5. Pete Pihos (E)	1947-1955 (9)	107	373	5,619	15.1	66t	61
6. Keith Byars (RB)	1986-1992 (7)	105	371	3,532	9.5	60	13
7. Mike Quick	1982-1990 (9)	101	363	6,464	17.8	99t	61
8. DeSean Jackson	2008-2013 (6)	87	356	6,117	17.2	91t	32
9. Jeremy Maclin	2009-2014 (6)	75	343	4,771	13.9	83t	36
10. Zach Ertz (TE)	2013-2017 (5)	75	321	3,664	11.4	60	21
11. Bobby Walston (WR/K)	1951-1962 (12)	148	311	5,363	17.2	75t	46
12. Fred Barnett	1990-1995 (6)	81	308	4,634	15.0	95t	28
13. LeSean McCoy (RB)	2009-2014 (6)	90	300	2,282	7.6	70	10
14. Jason Avant	2006-2013 (8)	116	297	3,646	12.3	58	12
15. Calvin Williams	1990-1996 (7)	93	295	3,840	13.0	80t	34
16. Tommy McDonald (FL)	1957-1963 (7)	88	287	5,499	19.2	91t	66
17. Duce Staley (RB)	1997-2003 (7)	98	275	2,498	9.1	52t	10
18. Wilbert Montgomery (RB)	1977-1984 (8)	100	266	2,447	9.2	53t	12
19. Ben Hawkins (FL)	1966-1973 (8)	102	261	4,764	18.3	92t	32
20. John Spagnola (TE)	1979-1987 (8)	111	256	2,833	11.1	57	14

MOST RECEIVING YARDS, Career

PLAYER	YARDS
1. Harold Carmichael	8,978
2. Pete Retzlaff (E)	7,412
3. Mike Quick	6,464
4. DeSean Jackson	6,117
5. Pete Pihos (E)	5,619
6. Tommy McDonald (FL)	5,499
7. Bobby Walston (WR/K)	5,363
8. Brent Celek	4,998
9. Jeremy Maclin	4,771
10. Ben Hawkins (FL)	4,764
11. Fred Barnett	4,634
12. Calvin Williams	3,840
13. Brian Westbrook	3,790
14. Zach Ertz	3,664
15. Jason Avant	3,646
16. Keith Byars	3,532
17. Harold Jackson	3,493
18. Charlie Smith	3,349
19. Timmy Brown	3,346
20. Irving Fryar	3,067

MOST TOUCHDOWNS, Career

PLAYER	TDs
1. Harold Carmichael	79
2. Tommy McDonald (FL)	66
3. Mike Quick	61
Pete Pihos (E)	61
5. Pete Retzlaff (E)	47
6. Bobby Walston (WR/K)	46
7. Jeremy Maclin	36
8. Calvin Williams	34
9. DeSean Jackson	32
Ben Hawkins (FL)	32

MOST RECEIVING YARDS, Season

PLAYER (YEAR)	YARDS
1. Mike Quick (1983)	1,409
2. DeSean Jackson (2013)	1,332
3. Jeremy Maclin (2014)	1,318
4. Irving Fryar (1997)	1,316
5. Ben Hawkins (1967)	1,265
6. Mike Quick (1985)	1,247
7. Terrell Owens (2004)	1,200
8. Irving Fryar (1996)	1,195
9. Pete Retzlaff (1965)	1,190
10. DeSean Jackson (2009)	1,156
11. Tommy McDonald (1962)	1,146
12. Tommy McDonald (1961)	1,144
13. Fred Barnett (1994)	1,127
14. Harold Carmichael (1973)	1,116
Harold Jackson (1969)	1,116
16. Kevin Curtis (2007)	1,110
17. Fred Barnett (1992)	1,083
18. Harold Carmichael (1978)	1,072
19. DeSean Jackson (2010)	1,056
20. Mike Quick (1984)	1,052
21. Pete Pihos (1953)	1,049
22. Harold Jackson (1972)	1,048
23. Harold Carmichael (1981)	1,028

MOST RECEPTIONS, SEASON

PLAYER	YEAR	REC	YDS	AVG	LG	TDs
1. Brian Westbrook (RB)	2007	90	771	8.6	57t	5
2. Irving Fryar	1996	88	1,195	13.6	42	11
3. Irving Fryar	1997	86	1,316	15.3	72t	6
4. Jordan Matthews	2015	85	997	11.7	78t	8
Jeremy Maclin	2014	85	1,318	15.5	72	10
6. DeSean Jackson	2013	82	1,332	16.2	61t	9
7. Keith Byars (RB)	1990	81	819	10.1	54	3
Keith Jackson (TE)	1988	81	869	10.7	41	6
9. Zach Ertz (TE)	2016	78	816	10.5	30	4
LeSean McCoy (RB)	2010	78	592	7.6	40	2
Fred Barnett	1994	78	1,127	14.4	54	5

Led NFL

Led Conference



TOP SINGLE-GAME RECEIVING PERFORMANCES

MOST YARDS, Game

PLAYER	GAME	YARDS
1. Tommy McDonald (FL)	12/10/1961 vs. Giants	237
2. Kevin Curtis (WR)	9/23/2007 vs. Lions	221
3. DeSean Jackson (WR)	12/12/2010 at Cowboys	210
4. Pete Retzlaff (E)	11/14/1965 vs. Redskins	204
5. Bud Grant (E)	12/7/1952 vs. Dallas Texans	203
6. Timmy Brown (B)	12/16/1962 at StL Cardinals	199
7. Ben Hawkins (FL)	10/22/1967 at StL Cardinals	197
8. DeSean Jackson (WR)	12/15/2013 at Vikings	195
9. Harold Jackson (WR)	10/11/1970 at Giants	194
10. DeSean Jackson (WR)	9/15/2013 vs. Chargers	193
Fred Barnett (WR)	9/13/1992 at Pho. Cardinals	193

MOST RECEPTIONS, Game

PLAYER	GAME	REC
1. Zach Ertz (TE)	12/20/2014 at Redskins	15
2. Brian Westbrook (RB)	11/4/2007 vs. Cowboys	14
Don Looney (E)	12/1/1940 at Redskins	14
4. Zach Ertz (TE)	1/1/17 vs. Cowboys	13
Zach Ertz (TE)	12/26/2015 vs. Redskins	13
Jeremy Maclin (WR)	9/18/2011 at Falcons	13
7. Jeremy Maclin (WR)	10/26/2014 at Cardinals	12
LeSean McCoy (RB)	10/3/2010 vs. Redskins	12
Brian Westbrook (RB)	11/19/2006 vs. Titans	12
Keith Byars (RB)	9/30/1990 vs. Colts	12
Keith Jackson (TE)	11/19/1989 vs. Vikings	12
Keith Jackson (TE)	9/17/1989 at Redskins	12
John Spagnola (TE)	10/6/1985 at Saints	12
Harold Carmichael (WR)	10/14/1973 at StL Cardinals	12

MOST TOUCHDOWNS, Game

PLAYER	GAME	TDS
1. Irving Fryar	10/20/1996 vs. Dolphins	4
Ben Hawkins (FL)	9/28/1969 vs. Steelers	4
3. (23 times) last by Riley Cooper on 11/3/2013 at Raiders		3

MOST TOUCHDOWNS, Season

PLAYER (YEAR)	TDS
1. Terrell Owens (2004)	14
2. Mike Quick (1983)	13
Tommy McDonald (1961)	13
Tommy McDonald (1960)	13
5. (seven times) last by Irving Fryar (1996)	11

CONSECUTIVE GAMES WITH REC. TD

PLAYER (YEAR)	GAMES
1. Mike Quick (1985)	6
Pete Pihos (1947-48)	6
3. (five times) last by DeSean Jackson (2009)	5

MOST 100-YD RECEIVING GAMES, Season

PLAYER (YEAR)	GAMES
1. Terrell Owens (2004)	7
2. Irving Fryar (1997)	6
Mike Quick (1983)	6
4. (nine times) last by DeSean Jackson (2013)	5

CONSECUTIVE 100-YD RECEIVING GAMES

PLAYER (YEAR)	GAMES
1. Terrell Owens (2004)	5
Harold Jackson (last 2 in 1971, first 3 in 1972)	5
3. Mike Quick (1983)	4
4. (seven times) last by Irving Fryar (1996)	3

ALL-TIME SCRIMMAGE YARDS



ALL-TIME LEADERS IN TOTAL YARDS FROM SCRIMMAGE

PLAYER	YEARS	GM	TOUCHES	YARDS	AVG	YDS/G	TDs
1. Brian Westbrook (RB)	2002-2009 (8)	107	1,734	9,785	5.6	91.4	66
2. LeSean McCoy (RB)	2009-2014 (6)	90	1,761	9,074	5.2	100.8	54
3. Harold Carmichael (WR)	1971-1983 (13)	180	598	9,042	15.1	50.2	79
4. Wilbert Montgomery (RB)	1977-1984 (8)	100	1,731	8,985	5.2	89.9	57
5. Pete Retzlaff (E)	1956-1966 (11)	132	458	7,408	16.2	56.1	47
6. Duce Staley (RB)	1997-2003 (7)	98	1,475	7,305	5.0	74.5	32
7. Timmy Brown (RB)	1960-1967 (8)	96	1,081	7,049	6.5	73.4	55
8. DeSean Jackson (WR)	2008-2013 (6)	87	413	6,490	15.7	74.6	35
9. Mike Quick (WR)	1982-1990 (9)	101	364	6,459	17.7	64.0	61
10. Steve Van Buren (B)	1944-1951 (8)	83	1,365	6,383	4.7	76.9	72
11. Keith Byars (RB)	1986-1992 (7)	105	1,121	6,204	5.5	59.1	30
12. Pete Pihos (E)	1947-1955 (9)	107	382	5,615	14.7	52.5	61
13. Tommy McDonald (FL)	1957-1963 (7)	88	304	5,521	18.2	62.7	66
14. Bobby Walston (WR/K)	1951-1962 (12)	148	315	5,375	17.1	36.3	46
15. Ricky Watters (RB)	1995-1997 (3)	48	1,136	5,112	4.5	106.5	32
16. Brent Celek (TE)	2007-2017 (11)	175	398	4,998	12.6	28.6	31
17. Jeremy Maclin (WR)	2009-2014 (6)	75	349	4,801	13.8	64.0	36
18. Ben Hawkins (FL)	1966-1973 (8)	102	271	4,772	17.6	46.8	32
19. Tom Woodeshick (B)	1963-1971 (9)	111	956	4,736	5.0	42.7	27
20. Fred Barnett (WR)	1990-1995 (6)	81	312	4,632	14.8	57.2	28

MOST TOTAL YARDS FROM SCRIMMAGE, SEASON

PLAYER	YEAR	TOUCHES	YARDS	AVG	YDS/GM	TDs
1. LeSean McCoy	2013	366	2,146	5.9	134.1	11
2. Brian Westbrook	2007	368	2,104	5.7	140.3	12
3. Wilbert Montgomery	1979	379	2,006	5.3	125.4	14
4. Wilbert Montgomery	1981	335	1,923	5.7	128.2	10
5. Brian Westbrook	2006	317	1,916	6.0	127.7	11
6. Ricky Watters	1996	404	1,855	4.6	115.9	13
7. Ricky Watters	1995	399	1,707	4.3	106.7	12
8. LeSean McCoy	2010	285	1,672	5.9	111.5	9
9. LeSean McCoy	2011	321	1,624	5.1	108.3	20
10. Duce Staley	2002	320	1,570	4.9	98.1	8

MOST TOUCHES, Career

PLAYER	TOUCHES
1. LeSean McCoy	1,761
2. Brian Westbrook	1,734
3. Wilbert Montgomery	1,731
4. Duce Staley	1,475
5. Steve Van Buren	1,365
6. Ricky Watters	1,136
7. Keith Byars	1,121
8. Timmy Brown	1,081
9. Tom Sullivan	1,032
10. Clarence Peaks	961

BEST YARDS/TOUCH, Career

PLAYER	AVG
1. Timmy Brown	6.52
2. Brian Westbrook	5.64
3. Keith Byars	5.53
4. Wilbert Montgomery	5.19
5. LeSean McCoy	5.15
6. Tom Woodeshick	4.95
Duce Staley	4.95
8. Clarence Peaks	4.77
9. Steve Van Buren	4.68
10. Billy Barnes	4.53

(min. 750 touches)

MOST TOUCHES, Season

PLAYER (YEAR)	TOUCHES
1. Ricky Watters (1996)	404
2. Ricky Watters (1995)	399
3. Wilbert Montgomery (1979)	379
4. Brian Westbrook (2007)	368
5. LeSean McCoy (2013)	366
Duce Staley (1999)	366

BEST YARDS/TOUCH, Season

PLAYER (YEAR)	AVG
1. Timmy Brown (1965)	7.42
2. Timmy Brown (1962)	7.38
3. Herschel Walker (1994)	6.31
4. Steve Van Buren (1945)	6.24
5. Brian Westbrook (2003)	6.14
6. Keith Byars (1991)	6.07

(min. 150 touches)

TOP SINGLE-GAME SCRIMMAGE YARD TOTALS

MOST YARDS, Game

PLAYER	GAME	YARDS
1. Duce Staley	9/3/2000 at Cowboys	262
2. Timmy Brown	12/16/1962 at Cardinals	249
3. Wilbert Montgomery	11/4/1979 vs. Browns	237
Tommy McDonald	12/10/1961 vs. Giants	237
5. Duce Staley	11/11/2001 vs. Vikings	231

MOST TOUCHES, Game

PLAYER	GAME	TOUCHES
1. Brian Westbrook	12/7/2008 at Giants	39
Ricky Watters	12/10/1995 vs. Cowboys	39
Heath Sherman	11/12/1990 vs. Redskins	39
4. Heath Sherman	10/6/1991 at Buccaneers	37
5. Ricky Watters	10/8/1995 vs. Redskins (ot)	36

ALL-TIME INTERCEPTIONS



ALL-TIME INTERCEPTION LEADERS

PLAYER	YEARS	INTs	YARDS	AVG	LG	TDs
1. Brian Dawkins	1996-2008 (13)	34	515	15.1	67t	2
Eric Allen	1988-94 (7)	34	482	14.2	94t	5
Bill Bradley	1969-76 (8)	34	536	15.8	56t	1
4. Herman Edwards	1977-85 (9)	33	98	3.0	25	1
5. Wes Hopkins	1983-93 (10)	30	241	8.0	33	1
6. Don Burroughs	1960-64 (5)	29	351	12.1	46	0
7. Troy Vincent	1996-2003 (8)	28	341	12.2	90t	1
8. Joe Scarpati	1964-69 (6)	24	402	16.8	67t	3
Ernie Steele	1942-48 (6)	24	404	16.8	62	0
10. Asante Samuel	2008-11 (4)	23	304	13.2	50t	2
Roynell Young	1980-88 (9)	23	106	4.6	33	0

MOST INTERCEPTIONS, SEASON

PLAYER	YEAR	INTs	YARDS	AVG	LG	TDs
1. Bill Bradley	1971	11	248	22.5	51	0
2. Asante Samuel	2009	9	117	13.0	37	0
Bill Bradley	1972	9	73	8.1	21	0
Don Burroughs	1960	9	124	13.8	46	0
Ed "Bibbles" Bawel	1955	9	168	18.7	42t	2
6. Eric Allen	1989	8	38	4.8	18	0
Terry Hoage	1988	8	116	14.5	38	0
Joe Scarpati	1966	8	182	22.8	32	0
Bob Hudson	1954	8	89	11.1	32	0
Tom Brookshier	1953	8	41	5.1	22	0
Ed "Bibbles" Bawel	1952	8	121	15.1	35	0

TOP SINGLE-GAME INT PERFORMANCES

MOST INTERCEPTIONS, Game

PLAYER	GAME	INTS
1. Russ Craft	9/24/1950 at Chi. Cardinals	*4
2. Kurt Coleman	10/16/2011 at Redskins	3
Joe Scarpati	10/23/1966 at Giants	3
Jim Nettles	12/12/1965 at Steelers	3
Nate Ramsey	11/28/1965 at StL Cardinals	3
Don Burroughs	12/3/1961 at Steelers	3
Chuck Weber	9/30/1960 at Cowboys	3
Joe Sutton	9/24/1950 at Chi. Cardinals	3
Gil Steinke	11/10/1946 at Giants	3
Roy Zimmerman	12/9/1945 vs. Boston Yanks	3
Roy Zimmerman	12/10/1944 vs. Cleveland Rams	3
* NFL record		

MOST INTERCEPTION RETURN YARDS, Game

PLAYER	GAME	YDS
1. Frank LeMaster	12/21/1975 at Redskins	114
2. Lito Sheppard	10/8/2006 vs. Cowboys	102
3. Lito Sheppard	11/15/2004 at Cowboys	101
4. Malcolm Jenkins	12/6/2015 at Patriots	99
Jerry Norton	10/5/1957 vs. Giants	99

MOST INTERCEPTIONS RETURNED FOR TD, Game

PLAYER	GAME	TDs
1. Eric Allen	12/26/1993 vs. Saints	2

MOST INT RETURN YDS, Career

PLAYER	YARDS
1. Bill Bradley	536
2. Brian Dawkins	515
3. Eric Allen	482
4. Lito Sheppard	460
5. Ernie Steele	404

MOST INTs RETURNED FOR TD, Career

PLAYER	TDs
1. Eric Allen	5
2. Malcolm Jenkins	4
3. Sheldon Brown	3
Lito Sheppard	3
Joe Scarpati	3

MOST INT RETURN YDS, Season

PLAYER (INTs, YEAR)	YARDS
1. Bill Bradley (11, 1971)	248
2. Eric Allen (6, 1993)	201
3. Joe Scarpati (8, 1966)	182
4. Lito Sheppard (5, 2004)	172
5. Ed "Bibbles" Bawel (9, 1955)	168

MOST INTs RETURNED FOR TD, Season

PLAYER (YEAR)	TDs
1. Eric Allen (1993)	*4
2. Malcolm Jenkins (2016)	2
Lito Sheppard (2004)	2
Seth Joyner (1992)	2
Ed Bawel (1955)	2
* NFL record	

MOST INTs BY A NON-DB, Season

PLAYER (YEAR)	INTs
1. William Thomas, LB (1995)	7
2. Chuck Weber, LB (1960)	6
Chuck Bednarik, LB (1953)	6
4. Jordan Hicks, LB (2016)	5

LONGEST INTERCEPTION RETURNS

PLAYER (GAME)	YARDS
1. James Willis intercepted pass 4 yds. deep in the end zone and returned it 14 yds. before laterally to Troy Vincent, who ran 90 yds. (11/3/1996 at Cowboys - QB Troy Aikman)	104t
2. Lito Sheppard (10/8/2006 vs. Cowboys - QB Drew Bledsoe)	102t
3. Lito Sheppard (11/15/2004 at Cowboys - QB V. Testaverde)	101t
4. Malcolm Jenkins (12/6/2015 at Patriots - QB Tom Brady)	99t
Jerry Norton (10/5/1957 vs. Giants - QB Charlie Conerly, deflected off goal post)	99t
6. Eric Allen (10/3/1993 at Jets - QB Boomer Esiason)	94t
Irv Cross (10/25/1964 at Steelers - QB Terry Nofsinger)	94t
8. Jack Hinkle (10/9/1943 vs. Giants - QB Tuffy Leemans)	91



ALL-TIME LEADERS IN SACKS

PLAYER	YEARS	SACKS
1. Reggie White (DE)	1985-92	124.0
2. Trent Cole (DE/LB)	2005-14	85.5
3. Clyde Simmons (DE)	1986-93	76.0
4. Hugh Douglas (DE)	1998-2002, 2004	54.5
5. Greg Brown (DE)	1982-86	50.5
6. Andy Harmon (DT)	1991-97	39.5
7. Brandon Graham (DE/LB)	2010-17	38.5
8. Seth Joyner (LB)	1986-93	37.0
9. William Fuller (DE)	1994-96	35.5
10. Fletcher Cox (DT)	2012-17	34.0
Dennis Harrison (DE)	1978-84	34.0
12. William Thomas (LB)	1991-99	33.0
13. Ken Clarke (DT)	1982-87	32.5
14. Corey Simon (DT)	2000-04	32.0
15. Connor Barwin (DE/LB)	2013-16	31.5
Juqua Parker (DE)	2005-11	31.5
Mike Mamula (DE)	1995-2000	31.5
18. Jerome Brown (DT)	1987-91	29.5
19. Darwin Walker (DT)	2000-06	27.5
20. Jason Babin (DE)	2009, 2011-12	26.0

Note: only includes figures since 1982 when sacks first became an official NFL statistic

MOST SACKS, SEASON

PLAYER	YEAR	SACKS
1. Reggie White (DE)	1987	21.0
2. Clyde Simmons (DE)	1992	19.0
3. Jason Babin (DE)	2011	18.0
Reggie White (DE)	1988	18.0
Reggie White (DE)	1986	18.0
6. Greg Brown (DE)	1984	16.0
7. Clyde Simmons (DE)	1989	15.5
8. Hugh Douglas (DE)	2000	15.0
Reggie White (DE)	1991	15.0
10. Connor Barwin (LB)	2014	14.5

MOST SACKS, GAME

PLAYER	GAME	SACKS
1. Hugh Douglas (DE)	10/18/1998 at Chargers	4.5
Clyde Simmons (DE)	9/15/1991 at Cowboys	4.5
3. Reggie White (DE)	9/25/1988 at Vikings	4.0
Reggie White (DE)	11/30/1986 at LA Raiders	4.0
Reggie White (DE)	11/2/1986 at StL Cardinals	4.0
Garry Cobb (LB)	10/5/1986 at Falcons	4.0
Greg Brown (DE)	12/16/1984 at Falcons	4.0

MOST CONSECUTIVE GAMES WITH A SACK

PLAYER	YEAR	GAMES
1. Reggie White (last 4 games in 1986 and first 4 in '87)		8
Reggie White (last 7 games in 1987 and first in '88)		8
3. William Fuller	1994	7
Dennis Harrison	1982	7
5. Clyde Simmons	1992	6

LONGEST FUMBLE RETURN FOR A TD

PLAYER	GAME	YARDS
1. Mike Patterson	9/24/2006 at 49ers	98t
2. Joselio Hanson	12/28/2008 vs. Cowboys	96t
Joe Lavender	9/23/1974 vs. Cowboys	96t
4. Joe Carter	9/25/1938 vs. NY Giants	92t
5. Bob Pylman	9/25/1938 vs. NY Giants	88t
6. Will Wynn	12/1/1974 vs. Packers	87t
7. Walter Thurmond	1/3/2016 at Giants	83t
8. Sheldon Brown	10/9/2005 at Cowboys	80t
9. Chris Clemons	12/28/2008 vs. Cowboys	73t
10. Reggie White	9/13/1987 at Redskins	70t

MOST FUMBLE RETURNS FOR TD, CAREER

PLAYER	YEARS	TDs
1. Seth Joyner	1986-93	3
2. Fletcher Cox	2012-17	2
Juqua Parker	2005-11	2
Sheldon Brown	2002-09	2
Kevin Curtis	2007-09	2
William Thomas	1991-97	2
Reggie White	1985-92	2
Clyde Simmons	1986-90	2
Greg Brown	1981-84	2
Will Wynn	1973-76	2

MOST BLOCKED PUNTS RETURNED FOR TD

PLAYER	TDs
1. (11 times) last Najee Goode (12/6/15 at Patriots) (24 yards)	1

MOST BLOCKED FGs RETURNED FOR TD

PLAYER	TDs
1. (2 times) last Matt Ware (10/23/05 vs. Chargers) (65 yards)	1

LONGEST RETURN AFTER MISSED FIELD GOAL

PLAYER	GAME	YARDS
1. Al Nelson	9/26/1971 vs. Cowboys	101t
2. Al Nelson	12/11/1966 vs. Browns	100t
3. Timmy Brown	9/16/1962 vs. StL Cardinals	99



ALL-TIME LEADING PUNTERS, GROSS AVERAGE (min. 100 punts)

Player	Years	Punts	Yards	Gross	Net	In20	Lg	Blk
1. Donnie Jones	2013-2017 (5)	374	16,971	45.37	40.5	138	72	4
2. Joe Muha	1946-1950(5)	179	7,688	42.95	NA	NA	82	2
3. Sav Rocca	2007-2010 (4)	299	12,817	42.87	37.6	102	65	1
4. Sean Landeta	1999-2002, 2005 (5)	376	16,092	42.80	35.9	96	64	1
5. King Hill	1961-1968(8)	254	10,765	42.38	NA	NA	80	0

BEST GROSS PUNTING AVERAGE, SEASON (min. 40 punts)

Name	Year	Punts	Yards	Gross	Net	In20	Lg	Blk
1. Joe Muha	1948	57	2,694	47.26	NA	NA	82	0
2. Donnie Jones	2015	86	4,038	46.95	41.6	29	64	2
3. Mat McBriar	2012	55	2,560	46.55	36.5	13	66	1
4. Donnie Jones	2016	63	2,888	45.84	40.7	21	72	0
5. Donnie Jones	2017	67	3,033	45.27	40.6	21	61	1

ALL-TIME LEADING PUNTERS, NET AVERAGE (min. 100 punts)

Player	Years	Punts	Yards	Gross	Net	In20	Lg	Blk
1. Donnie Jones	2013-2017 (5)	374	16,971	45.37	40.5	138	72	4
2. Sav Rocca	2007-2010 (4)	299	12,817	42.87	37.6	102	65	1
3. Dirk Johnson	2003-2006(4)	268	11,180	41.72	36.0	79	62	0
4. Sean Landeta	1999-2002, 2005 (5)	376	16,092	42.80	35.9	96	64	1
5. Jeff Feagles	1990-1993(3)	324	13,448	41.51	35.4	106	77	3

BEST NET PUNTING AVERAGE, SEASON (min. 40 punts)

Name	Year	Punts	Yards	Gross	Net	In20	Lg	Blk
1. Donnie Jones	2015	86	4,038	47.0	41.6	29	64	2
2. Donnie Jones	2016	63	2,888	45.8	40.7	21	72	0
3. Donnie Jones	2017	67	3,033	45.3	40.6	21	61	1
4. Donnie Jones	2013	82	3,681	44.9	40.5	33	70	1
5. Sav Rocca	2010	73	3,195	43.8	39.0	28	63	0

Note: net average became an official stat in 1976

Led NFL

Led Conference

MOST PUNTS, Career

PLAYER	PUNTS
1. Adrian Burk	393
2. Sean Landeta	376
3. Tom Hutton	349
4. John Teltschik	345
5. Max Runager	332

MOST PUNTS INSIDE 20, Career

PLAYER	IN20
1. Donnie Jones	138
2. Jeff Feagles	106
3. Sav Rocca	102
4. Sean Landeta	96
5. Dirk Johnson	79

Inside-the-20 became official stat in 1976

MOST PUNTS, Season

PLAYER (YEAR)	PUNTS
1. John Teltschik (1986)	108
2. Sean Landeta (1999)	107
3. Tom Hutton (1998)	104
4. John Teltschik (1988)	98
5. Sean Landeta (2001)	97

MOST PUNTS INSIDE 20, Season

PLAYER (YEAR)	IN20
1. Donnie Jones (2014)	34
2. Donnie Jones (2013)	33
3. Jeff Feagles (1993)	31
4. Donnie Jones (2015)	29
Jeff Feagles (1991)	29

Inside-the-20 became official stat in 1976

TOP SINGLE-GAME PUNTING PERFORMANCES

LONGEST PUNT

PLAYER	GAME	YARDS
1. Randall Cunningham	12/3/1989 at Giants	91
2. Joe Muha	10/10/1948 vs. Giants	82
3. Randall Cunningham	10/16/1994 at Cowboys	80
King Hill	11/11/1962 vs. Packers	80
5. Jeff Feagles	9/15/1991 at Cowboys	77

MOST PUNTS, Game

PLAYER	GAME	PUNTS
1. John Teltschik	12/6/1987 at NY Giants	15
2. Adrian Burk	12/12/1954 vs. Giants	12
Adrian Burk	11/2/1952 at Packers	12
Len Barnum	10/4/1942 vs. Redskins	12
Emmett Mortell	10/10/1937 at Redskins	12

BEST GROSS PUNTING AVERAGE, Game (min. 4 punts)

PLAYER	GAME	AVG.
1. Mat McBriar	10/14/2012 vs. Lions	56.6
2. Chas Henry	9/9/2012 at Browns	55.0
3. Donnie Jones	10/19/2015 vs. Giants	54.3
4. Donnie Jones	9/15/2014 at Colts	53.8
5. Len Barnum	9/13/1942 at Steelers	53.5
Len Barnum	9/20/1942 at Cleveland Rams	53.5

BEST NET PUNTING AVERAGE, Game (min. 4 punts, since 1976)

PLAYER	GAME	AVG.
1. Donnie Jones	11/17/2013 vs. Redskins	50.7
2. Donnie Jones	10/19/2015 vs. Giants	49.0
Sean Landeta	9/23/2001 at Seahawks	49.0
4. Jeff Feagles	10/5/1992 vs. Cowboys	48.8
5. Donnie Jones	12/22/2016 vs. Giants	47.8

ALL-TIME PUNT RETURNS



ALL-TIME LEADING PUNT RETURNERS (min. 20 returns)

Player	Years	PR	FC	Yds	Avg	Lg	TDs
1. Ernie Steele	1942-48 (6)	44	NA	737	16.75	80t	1
2. Steve Van Buren	1944-51 (8)	34	NA	473	13.91	55t	2
3. Pat McHugh	1947-51 (5)	31	NA	402	12.97	69t	1
4. Brian Westbrook	2002-09 (8)	39	21	498	12.77	84t	2
5. Darren Sproles	2014-17 (4)	95	52	1,186	12.48	89t	4
6. Brian Mitchell	2000-02 (3)	117	66	1,369	11.70	76t	2
7. Frank Reagan	1949-51 (3)	27	NA	304	11.26	42	1
8. Bosh Pritchard	1942, 1947-51 (6)	91	NA	975	10.71	55t	1
9. Vai Sikahema	1992-93 (2)	73	30	778	10.66	87t	1
10. Larry Marshall	1974-77 (4)	104	16	1,086	10.44	48	0

BEST PUNT RETURN AVERAGE, SEASON (min. 15 returns)

Player	Year	PR	FC	Yds	Avg	Lg	TDs
1. Steve Van Buren	1944	15	NA	230	15.33	55	1
2. Brian Westbrook	2003	20	16	306	15.30	84t	2
3. DeSean Jackson	2009	29	15	441	15.21	85t	2
4. Alvin Haymond	1968	15	6	201	13.40	54t	1
5. Darren Sproles	2016	17	13	224	13.18	66	0
6. Darren Sproles	2014	39	16	506	12.97	82t	2
7. Reno Mahe	2005	21	9	269	12.81	44	0
8. Frank Reagan	1949	21	NA	266	12.67	42	1
9. Kelvin Martin	1995	17	10	214	12.59	38	0
10. Vai Sikahema	1992	40	10	503	12.58	87t	1
11. Brian Mitchell	2002	46	11	567	12.32	76t	1

Led NFL

Led Conference

TOP SINGLE-GAME PUNT RETURN PERFORMANCES

MOST PUNT RETURN YARDS, Game

PLAYER	GAME	YARDS
1. Alvin Haymond	10/6/1968 at Redskins	140
2. Darren Sproles	12/6/2015 at Patriots	115
3. Vai Sikahema	11/22/1992 at NY Giants	111
4. Kenjon Barner	10/8/2017 vs. Cardinals	110
5. Reno Mahe	12/5/2005 vs. Seahawks	108

MOST PUNT RETURNS, Game

PLAYER	GAME	PR
1. Larry Marshall	9/18/1977 vs. Buccaneers	9
2. DeSean Jackson	9/7/2008 vs. Rams	8
Evan Cooper	10/26/1986 vs. Chargers	8
Vai Sikahema	12/13/1992 at Seahawks	8
5. (7 times) last by Reno Mahe	12/5/2005 vs. Seahawks	7

BEST PUNT RETURN AVERAGE, Game (min. 3 punt returns)

PLAYER	GAME	AVG.
1. Kenjon Barner	10/8/2017 vs. Cardinals	36.7
2. Brian Mitchell	11/25/2002 at 49ers	33.0
3. Darren Sproles	9/27/2015 at NY Jets	29.7
4. Darren Sproles	9/18/2014 at 49ers	28.7
5. Darren Sproles	11/10/2014 vs. Panthers	28.3
Clyde Scott	10/30/1949 at Steelers	28.3

MOST PUNT RETURNS, Career

PLAYER	RETURNS
1. Wally Henry	148
2. DeSean Jackson	131
3. Brian Mitchell	117
John Sciarra	117
5. Bill Bradley	111

MOST PUNT RETURN YARDS, Career

PLAYER	YARDS
1. Brian Mitchell	1,369
2. DeSean Jackson	1,294
3. Wally Henry	1,231
4. Darren Sproles	1,186
5. Larry Marshall	1,086

MOST PUNT RETURN TDs, Career

PLAYER	TDs
1. Darren Sproles	4
DeSean Jackson	4
3. Brian Westbrook	2
Brian Mitchell	2
Steve Van Buren	2

MOST PUNT RETURNS, Season

PLAYER (YEAR)	RETURNS
1. Wally Henry (1981)	54
2. Rod Harris (1991)	53
3. DeSean Jackson (2008)	50
4. Brian Mitchell (2002)	46
Larry Marshall (1977)	46

MOST PUNT RETURN YARDS, Season

PLAYER (YEAR)	YARDS
1. Brian Mitchell (2002)	567
2. Darren Sproles (2014)	506
3. Vai Sikahema (1992)	503
4. Larry Marshall (1977)	489
5. Brian Mitchell (2001)	467

MOST PUNT RETURN TDs, Season

PLAYER (YEAR)	TDs
1. Darren Sproles (2015)	2
Darren Sproles (2014)	2
DeSean Jackson (2009)	2
Brian Westbrook (2003)	2

LONGEST PUNT RETURNS

PLAYER (GAME)	YARDS
1. Damaris Johnson (12/2/2012 at Cowboys)	98t
2. Darren Sproles (9/27/2015 at Jets)	89t
3. Vai Sikahema (11/22/1992 at Giants)	87t
4. DeSean Jackson (9/13/2009 at Panthers)	85t
5. Brian Westbrook (10/19/2003 at Giants)	84t
6. Darren Sproles (12/6/2015 at Patriots)	83t
7. Darren Sproles (9/28/2014 at 49ers)	82t
8. Brian Westbrook (12/21/2003 vs. 49ers)	81t
Tommy McDonald (10/4/1959 vs. Giants)	81t
10. Ernie Steele (10/25/1942 at Bears)	(lateral) 80t

ALL-TIME KICKOFF RETURNS



ALL-TIME LEADING KICKOFF RETURNERS (min. 25 returns)

Player	Years	KOR	Yds	Avg	Lg	TDs
1. Josh Huff	2014-16 (3)	42	1,165	27.74	107t	2
2. Steve Van Buren	1944-51 (8)	76	2,030	26.71	98t	3
3. Irv Cross	1961-69 (6)	28	745	26.61	74	0
4. Timmy Brown	1960-67 (8)	169	4,483	26.53	105t	5
5. Al Nelson	1965-73 (9)	101	2,625	25.99	78	0
6. Wilbert Montgomery	1977-84 (8)	32	814	25.44	99t	1
7. Quintin Demps	2008-09 (2)	58	1,469	25.33	100t	1
8. Brian Mitchell	2000-02 (3)	131	3,311	25.27	94t	2
9. Allen Rossum	1998-99 (2)	98	2,427	24.77	89t	1
10. Billy Walik	1970-72 (3)	67	1,640	24.48	82	0
11. Alvin Haymond	1968 (1)	28	677	24.18	98t	1

BEST KICKOFF RETURN AVERAGE, SEASON (min. 1.25 ret/gm)

Player	Years	KOR	Yds	Avg	Lg	TDs
1. Al Nelson	1972	25	728	29.12	78	0
2. Steve Van Buren	1945	13	373	28.69	98t	1
3. Timmy Brown	1963	33	945	28.64	100t	1
4. Timmy Brown	1966	20	562	28.10	93t	2
5. Timmy Brown	1961	29	811	27.97	105t	1
6. Timmy Brown	1962	30	831	27.70	99t	1
7. Hershel Walker	1994	21	581	27.67	94t	1
8. Don Stevens	1952	16	433	27.06	51	0
9. Brian Mitchell	2002	43	1,162	27.02	57	0
10. Wilbert Montgomery	1977	23	619	26.91	99t	1

Led NFL

Led Conference

TOP SINGLE-GAME KICKOFF RETURN PERFORMANCES

MOST KICKOFF RETURN YARDS, Game

PLAYER	GAME	YARDS
1. Derrick Witherspoon	11/24/1996 at Ari. Cardinals	253
2. Timmy Brown	11/6/1966 vs. Cowboys	247
3. Allen Rossum	11/14/1999 vs. Redskins	222
4. Quintin Demps	11/9/2008 vs. Giants	220
5. Duce Staley	11/30/1997 vs. Bengals	195

MOST KICKOFF RETURNS, Game

PLAYER	GAME	KOR
1. Quintin Demps	11/9/2008 vs. Giants	8
Allen Rossum	11/21/1999 vs. Colts	8
Derrick Witherspoon	11/24/1996 at Ari. Cardinals	8
4. (5 times) last by Ellis Hobbs	9/20/2009 vs. Saints	7

BEST KICKOFF RETURN AVERAGE, Game (min. 3 kickoff returns)

PLAYER	GAME	AVG
1. Timmy Brown	9/22/1963 vs. Cardinals	59.0
2. Alvin Haymond	9/22/1968 vs. NY Giants	51.0
3. Timmy Brown	11/6/1966 vs. Cowboys	49.4
4. Derrick Witherspoon	9/22/1996 at Falcons	48.0
5. Allen Rossum	11/14/1999 vs. Redskins	44.4

MOST KICKOFF RETURNS FOR A TD, Game

PLAYER	GAME	TDs
1. Timmy Brown	11/6/1966, 93 & 90 yards vs. Cowboys	2*

* NFL Record

MOST KICKOFF RETURNS, Career

PLAYER	RETURNS
1. Timmy Brown	169
2. Brian Mitchell	131
3. Al Nelson	101
4. Allen Rossum	98
5. Larry Marshall	88

MOST KICKOFF RETURN YARDS, Career

PLAYER	YARDS
1. Timmy Brown	4,483
2. Brian Mitchell	3,311
3. Al Nelson	2,625
4. Allen Rossum	2,427
5. Larry Marshall	2,075

MOST KICKOFF RETURN TDs, Career

PLAYER	TDs
1. Timmy Brown	5
2. Derrick Witherspoon	3
Steve Van Buren	3
4. Josh Huff	2
Brian Mitchell	2

MOST KICKOFF RETURNS, Season

PLAYER (YEAR)	RETURNS
1. Allen Rossum (1999)	54
2. Derrick Witherspoon (1996)	53
3. Quintin Demps (2008)	52
4. Herman Hunter (1985)	48
5. Brian Mitchell (2000)	47
Duce Staley (1997)	47

MOST KICKOFF RETURN YARDS, Season

PLAYER (YEAR)	YARDS
1. Allen Rossum (1999)	1,347
2. Quintin Demps (2008)	1,314
3. Derrick Witherspoon (1996)	1,271
4. Brian Mitchell (2002)	1,162
5. Duce Staley (1997)	1,139

MOST KICKOFF RETURN TDs, Season

PLAYER (YEAR)	TDs
1. Derrick Witherspoon (1996)	2

LONGEST KICKOFF RETURNS

PLAYER (GAME)	YARDS
1. Josh Huff (11/23/2014 vs. Titans)	107t
2. Timmy Brown (9/17/1961 vs. Browns)	105t
3. Russ Craft (10/7/1950 vs. LA Rams)	103t
4. Chris Polk (9/21/2014 vs. Redskins)	102t
5. Quintin Demps (11/23/2008 at Ravens)	100t
Timmy Brown (9/22/1963 vs. StL. Cardinals)	100t
Dave Smukler (11/13/1938 at Brooklyn Dodgers)	100t



STARTING QUARTERBACK RECORDS

Year Quarterbacks (Record as a starter)

1956	Bobby Thomason (3-5-1), Adrian Burk (0-3)
1957	Thomason (2-5), Sonny Jurgensen (2-3)
1958	Norm Van Brocklin (2-9-1)
1959	Van Brocklin (7-5)
1960	Van Brocklin (10-2)
1961	Jurgensen (10-4)
1962	Jurgensen (3-9-1), King Hill (0-1)
1963	Jurgensen (2-6-1), Hill (0-4-1)
1964	Norm Snead (4-6), Hill (1-1), Jack Concannon (1-1)
1965	Snead (4-5), Hill (1-4)
1966	Snead (5-5), Hill (2-0), Concannon (2-0)
1967	Snead (6-7-1)
1968	Snead (2-9), Hill (0-2), John Huarte (0-1)
1969	Snead (4-8-1), George Mira (0-1)
1970	Snead (3-9-1), Rick Arrington (0-1)
1971	Pete Liske (5-5), Arrington (1-2-1)
1972	John Reaves (0-7), Liske (2-4-1)
1973	Roman Gabriel (5-8-1)
1974	Gabriel (4-7), Mike Boryla (3-0)
1975	Gabriel (2-7), Boryla (2-3)
1976	Boryla (3-7), Gabriel (1-3)
1977	Ron Jaworski (5-9)
1978	Jaworski (9-7)
1979	Jaworski (11-5)
1980	Jaworski (12-4)
1981	Jaworski (10-6)
1982	Jaworski (3-6)
1983	Jaworski (5-11)
1984	Jaworski (5-7-1), Joe Pisarcik (1-2)
1985	Jaworski (6-6), Randall Cunningham (1-3)
1986	Jaworski (3-6), Cunningham (1-3-1), Matt Cavanaugh (1-1)
1987	Cunningham (7-5), Scott Tinsley (0-3)
1988	Cunningham (10-6)
1989	Cunningham (11-5)
1990	Cunningham (10-6)
1991	Jim McMahon (8-3), Cunningham (1-0), Jeff Kemp (1-1), Brad Goebel (0-2)
1992	Cunningham (10-5), McMahon (1-0)
1993	Bubby Brister (4-4), Cunningham (4-0), Ken O'Brien (0-4)
1994	Cunningham (7-7), Brister (0-2)
1995	Rodney Peete (9-3), Cunningham (1-3)
1996	Ty Detmer (7-4), Peete (3-2)
1997	T. Detmer (2-5), Bobby Hoying (2-3-1), Peete (2-1)
1998	Hoying (1-6), Koy Detmer (1-4), Peete (1-3)
1999	Doug Pederson (2-7), Donovan McNabb (2-4), K. Detmer (1-0)
2000	McNabb (11-5)
2001	McNabb (11-5)
2002	McNabb (7-3), A.J. Feeley (4-1), K. Detmer (1-0)
2003	McNabb (12-4)
2004	McNabb (13-2), K. Detmer (0-1)
2005	McNabb (4-5), Mike McMahon (2-5)
2006	McNabb (5-5), Jeff Garcia (5-1)
2007	McNabb (8-6), Feeley (0-2)
2008	McNabb (9-6-1)
2009	McNabb (10-4), Kevin Kolb (1-1)
2010	Vick (8-3), Kolb (2-3)
2011	Vick (7-6), Vince Young (1-2)

2012 Vick (3-7), **Nick Foles (1-5)**

2013 Vick (2-4), **Foles (8-2)**

2014 **Foles (6-2)**, Mark Sanchez (4-4)

2015 Sam Bradford (7-7), Sanchez (0-2)

2016 **Carson Wentz (7-9)**

2017 **Carson Wentz (11-2)**, **Nick Foles (2-1)**

NFL RECORDS HELD BY AN EAGLE

Most Touchdown Passes, Game

7 Nick Foles (11/3/2013 at Raiders) and Adrian Burk (10/17/1954 at Redskins); tied with Sid Luckman, Bears (1943); George Blanda, Hou. Oilers (1961); Y.A. Tittle, Giants (1962); Joe Kapp, Vikings (1969); Peyton Manning, Broncos (2013) and Drew Brees, Saints (2015)

Longest Touchdown Pass

99 Ron Jaworski to Mike Quick, (11/10/1985 vs. Falcons) (OT); tied with many others

Most Interception Returns for TDs, Season

4 Eric Allen, 1993; tied with Jim Kearney, Chiefs (1972) and Ken Houston, Oilers (1971)

Most Interceptions, Game

4 Russ Craft (9/24/1950 at Cardinals); tied with 17 others

Most Kickoff Return TDs, Game

2 Timmy Brown (11/6/1966 vs. Cowboys), 93 and 90 yards; tied with Travis Williams, Packers (1967); Ron Brown, LA Rams (1985); Tyrone Hughes, Saints (1994); Chad Morton, Jets (2002); Devin Hester, Bears (2006); Andre Davis, Texans (2007); and Josh Cribbs, Browns (2009)

Most 50-Plus-Yard Touchdowns, Season

8 DeSean Jackson (2009); tied with Elroy "Crazy Legs" Hirsch, LA Rams (1951) and Devin Hester, Bears (2007)

ALL-TIME ROOKIE RECORDS



PASSING

MOST ATTEMPTS, Season

1. Carson Wentz, 2016	607
2. Nick Foles, 2012	265
3. John Reaves, 1972	224
4. Donovan McNabb, 1999	216
5. Davey O'Brien, 1939	201
6. Mike Boryla, 1974	102
7. Foster Watkins, 1940	85
8. Randall Cunningham, 1985	81
9. Rick Arrington, 1970	73
Red Kirkman, 1933	73

MOST COMPLETIONS, Season

1. Carson Wentz, 2016	379
2. Nick Foles, 2012	161
3. John Reaves, 1972	108
4. Donovan McNabb, 1999	106
5. Davey O'Brien, 1939	99
6. Mike Boryla, 1974	60
7. Rick Arrington, 1970	37
8. Randall Cunningham, 1985	34
9. Sonny Jurgensen, 1957	33
10. Matt Barkley, 2013	30
Brad Goebel, 1991	30

MOST YARDS, Season

1. Carson Wentz, 2016	3,782
2. Nick Foles, 2012	1,699
3. John Reaves, 1972	1,508
4. Davey O'Brien, 1939	1,324
5. Donovan McNabb, 1999	948
6. Mike Boryla, 1974	580
7. Foster Watkins, 1940	565
8. Randall Cunningham, 1985	548
9. Sonny Jurgensen, 1957	470
10. Red Kirkman, 1933	354

MOST TD PASSES, Season

1. Carson Wentz, 2016	16
2. Donovan McNabb, 1999	8
3. John Reaves, 1972	7
4. Nick Foles, 2012	6
Davey O'Brien, 1939	6
6. Mike Boryla, 1974	5
Sonny Jurgensen, 1957	5

BEST COMP. PCT., SEASON (min. 75 atts.)

1. Carson Wentz, 2016	62.4
2. Nick Foles, 2012	60.8
3. Mike Boryla, 1974	58.8
4. Davey O'Brien, 1939	49.3
5. Donovan McNabb, 1999	49.1

BEST QB RATING, SEASON (min. 75 atts.)

1. Carson Wentz, 2016	79.3
2. Nick Foles, 2012	79.1
3. Mike Boryla, 1974	78.9
4. Donovan McNabb, 1999	60.1
5. John Reaves, 1972	58.4

RUSHING

MOST ATTEMPTS, Season

1. Po James (FB), 1972	182
2. Keith Byars (FB), 1986	177
3. Lee Bougess (FB), 1970	159
4. LeSean McCoy, 2009	155
5. Billy Barnes, 1957	143
6. James Joseph, 1991	135
7. Correll Buckhalter, 2001	129
8. Clarence Peaks, 1957	125
9. Mike Hogan, 1976	123
10. Leroy Keys, 1969	121

MOST YARDS, Season

1. LeSean McCoy, 2009	637
2. Correll Buckhalter, 2001	586
3. Keith Byars (FB), 1986	577
4. Po James (FB), 1972	565
5. Bryce Brown, 2012	564
6. Mike Hogan (FB), 1976	561
7. Billy Barnes, 1957	529
8. Clarence Peaks, 1957	495
9. Steve Van Buren, 1944	444
10. James Joseph, 1991	440

MOST TOUCHDOWNS, Season

1. Steve Van Buren, 1944	5
Don Johnson, 1953	5
3. Corey Clement	4
Bryce Brown, 2012	4
LeSean McCoy, 2009	4
Ken Keller, 1956	4
Mel Bleeker, 1944	4
Jim Castiglia (FB), 1941	4
9. Ryan Moats, 2005	3
Charlie Garner, 1994	3
Vaughn Hebron, 1993	3
Many others	3

RECEIVING

MOST RECEPTIONS, Season

1. Keith Jackson (TE), 1988	81
2. Jordan Matthews, 2014	67
3. DeSean Jackson, 2008	62
4. Don Looney (E), 1940	58
5. Jeremy Maclin, 2009	56
6. Charle Young (TE), 1973	55
7. Lee Bougess (RB), 1970	50
8. Reggie Brown, 2005	43
9. Victor Bailey, 1993	41
Junior Tautalasati (RB), 1986	41

MOST YARDS, Season

1. DeSean Jackson, 2008	912
2. Jordan Matthews, 2014	872
3. Keith Jackson (TE), 1988	869
4. Charle Young (TE), 1973	854
5. Jeremy Maclin, 2009	773
6. Fred Barnett, 1990	721
7. Don Looney (E), 1940	707

8. Calvin Williams, 1990	602
9. Reggie Brown, 2005	571
10. Victor Bailey, 1993	545

RECEIVING (Cont.)

MOST TOUCHDOWNS, Season

1. Calvin Williams, 1990	9
2. Jordan Matthews, 2014	8
Fred Barnett, 1990	8
Bobby Walston (E), 1951	8
5. Pete Pihos (E), 1947	7
6. Keith Jackson (TE), 1988	6
Charle Young (TE), 1973	6
8. Hal Giancanelli (B), 1953	5
9. Zach Ertz (TE), 2013	4
Jeremy Maclin (WR), 2009	4
Many others	4

TOTAL OFFENSE

MOST SCRIMMAGE YARDS, Season

1. DeSean Jackson (WR), 2008	1,008
2. LeSean McCoy (RB), 2009	945
3. Charle Young (TE), 1973	878
4. Jordan Matthews (WR), 2014	872
5. Keith Jackson (TE), 1988	869
6. Lee Bougess (RB), 1970	802
7. Jeremy Maclin (WR), 2009	766
8. Billy Barnes (RB), 1957	741
9. Fred Barnett (WR), 1990	734
10. Po James (FB), 1972	721

MOST TOUCHDOWNS, Season

1. Calvin Williams (WR), 1990	9
2. Jordan Matthews (WR), 2014	8
Fred Barnett (WR), 1990	8
Bobby Walston (E), 1951	8
Pete Pihos (E), 1947	8
Mel Bleeker (RB), 1944	8
7. Charle Young (TE), 1973	7
Don Johnson (RB), 1953	7
Steve Van Buren (RB), 1944	7
10. Corey Clement (RB), 2017	6
Keith Jackson (TE), 1988	6
Hal Giancanelli (B), 1953	6



SACKS (since 1982)

MOST SACKS, Season

1. Corey Simon (DT), 2000	9.5
2. Derrick Burgess (DE), 2001	6.0
3. Fletcher Cox (DT), 2012	5.5
Mike Mamula (DE), 1995	5.5
5. Derek Barnett (DE), 2017	5.0
Trent Cole (DE), 2005	5.0
7. Jerome Brown (DT), 1987	4.0
8. Mike Patterson (DT), 2005	3.5
9. Brandon Graham (DE), 2016	3.0
10. Destiny Vaeao (DT), 2016	2.0
Five others	2.0

INTERCEPTIONS (since 1940)

MOST INTERCEPTIONS, Season

1. Tom Brookshier (DB), 1953	8
Bibbles Bawel (B), 1952	8
3. Herman Edwards (DB), 1977	6
4. Eric Allen (DB), 1988	5
Randy Logan (S), 1973	5
Jerry Norton (DB), 1954	5
Steve Van Buren (B), 1944	5
8. Roynell Young (CB), 1980	4
Brenard Wilson (S), 1979	4
10. Nate Allen (S), 2010, others with	3

PUNT RETURNS

MOST PUNT RETURNS, Season

1. DeSean Jackson, 2008	50
2. Evan Cooper, 1984	40
3. Bibbles Bawel, 1952	34
4. Bill Bradley, 1969	28
5. Damaris Johnson, 2012	26
Tommy McDonald, 1957	26
7. Allen Rossum, 1998	22
8. Jerry Norton, 1954	21
9. Bobby Morse, 1987	20
Billy Walik, 1970	20

MOST PUNT RETURN YARDS, Season

1. DeSean Jackson, 2008	440
2. Damaris Johnson, 2012	291
3. Bibbles Bawel, 1952	261
4. Evan Cooper, 1984	250
5. Steve Van Buren, 1944	230
6. Dexter Wynn, 2004	194
7. Allen Rossum, 1998	187
8. Ernie Steele, 1942	184
9. Bill Bradley, 1969	181
10. Don Stevens, 1952	172

BEST PUNT RETURN AVERAGE, Season

1. Pat McHugh, 1947, 10 returns	15.69
2. Steve Van Buren, 1944, 15	15.33
3. Damaris Johnson, 2012, 22	11.19
4. Dexter Wynn, 2004, 18	10.78
5. Don Stevens, 1952, 16	10.75
6. Jorrick Calvin, 2010, 12	10.42
7. Ken Keller, 1956, 15	9.73
Bosh Pritchard, 1942, 11	9.73
9. DeSean Jackson, 2008, 50	8.80
10. Allen Rossum, 1998, 22	8.50
11. Art Powell, 1959, 15	8.27
minimum 10 returns, since 1941	

KICKOFF RETURNS

MOST KICKOFF RETURNS, Season

1. Quintin Demps, 2008	52
2. Herman Hunter, 1985	48
3. Duce Staley, 1997	47
4. Brandon Boykin, 2012	45
5. Allen Rossum, 1998	44
6. J.R. Reed, 2004	33
7. Jorrick Calvin, 2010	32
Billy Walik, 1970	32
9. Dion Lewis, 2011	31
10. Ted Dean, 1960	26
Al Nelson, 1965	26

MOST KICKOFF RETURN YARDS, Season

1. Quintin Demps, 2008	1,314
2. Duce Staley, 1997	1,139
3. Allen Rossum, 1998	1,080
4. Herman Hunter, 1985	1,047
5. Brandon Boykin, 2012	1,037
6. Billy Walik, 1970	805
7. J.R. Reed, 2004	761
8. Jorrick Calvin, 2010	692
9. Al Nelson, 1965	683
10. Dion Lewis, 2011	669

BEST KICKOFF RETURN AVG, Season

1. Josh Huff, 2014, 14 returns	29.64
2. Tommy McDonald, 1957, 11	27.64
3. Israel Lang, 1964, 13	27.08
4. Art Powell, 1959, 14	27.07
5. Don Stevens, 1952, 16	27.06
6. Wilbert Montgomery, 1977, 23	26.91
7. Al Nelson, 1965, 26	26.27
8. Quintin Demps, 2008, 52	25.27
9. Billy Walik, 1970, 32	25.16
10. Allen Rossum, 1998, 44	24.55
minimum 10 returns, since 1941	

KICKING

MOST FIELD GOALS MADE, Season

1. Cody Parkey, 2014	32
2. Paul McFadden, 1984	30
3. Jake Elliott, 2017	26
4. Alex Henery, 2011	24
5. Tony Franklin, 1979	23

MOST FIELD GOAL ATTEMPTS, Season

1. Paul McFadden, 1984	37
2. Cody Parkey, 2014	36
3. Jake Elliott, 2017	31
Tony Franklin, 1979	31
5. Alex Henery, 2011	27

BEST FIELD GOAL PERCENTAGE, Season

1. Cody Parkey, 2014, 32-36	88.9
Alex Henery, 2011, 24-27	88.9
3. Jake Elliott, 2017, 26-31	83.7
4. Paul McFadden, 1984, 30-37	81.1
5. Tony Franklin, 1979, 23-31	74.2

MOST KICKING POINTS, Season

1. Cody Parkey, 2014	150
2. Alex Henery, 2011	118
3. Paul McFadden, 1984	116
4. Jake Elliott, 2017	110
5. Tony Franklin, 1979	105

PUNTING

MOST PUNTS, Season

1. John Teltschik, 1986	108
2. Tom Hutton, 1995	85
3. Merritt Kersey, 1974	82
4. Max Runager, 1979	74
Bill Bradley, 1969	74

MOST PUNTING YARDS, Season

1. John Teltschik, 1986	4,493
2. Tom Hutton, 1995	3,682
3. Sav Rocca, 2007	3,066
4. Merritt Kersey, 1974	2,959
5. Bill Bradley, 1969	2,942

BEST GROSS PUNTING AVERAGE, Season

1. Tom Hutton, 1995, 85	43.32
2. Chas Henry, 2011, 66	42.88
3. Sav Rocca, 2007, 73	42.00
4. John Teltschik, 1986, 108	41.60
5. Bill Bradley, 1969, 74	39.76



100-YARD RUSHING PERFORMANCES, ROOKIES

PLAYER (GAME)	DATE	YDS (ATT-LG-TD)
1. Bryce Brown vs. Panthers (L)	11/26/2012	178 (19-65t-2)
2. Bryce Brown at Cowboys (L)	12/2/2012	169 (24-39-2)
3. Correll Buckhalter vs. Cardinals (L)	10/7/2001	134 (21-37-0)
4. Steve Van Buren at Bk. Tigers (W)	11/5/1944	129 (12-70t-2)
5. Keith Byars vs. StL Cardinals (T) OT	12/7/1986	127 (24-32-0)
6. Charlie Garner vs. Redskins (W)	10/9/1994	122 (28-12-0)
7. Don Johnson at Giants (L)	11/29/1953	121 (13-63t-1)
8. Ryan Moats vs. Giants (L) OT	12/11/2005	114 (11-40t-2)
9. Charlie Garner at 49ers (W)	10/2/1994	111 (16-28t-2)
10. Toy Ledbetter at Bal. Colts (W)	10/15/1950	107 (23-14-1)
11. Mike Hogan vs. Seahawks (W)	12/12/1976	104 (19-18-0)
Bosh Pritchard at Bk. Dodgers (W)	11/15/1942	104 (14-26-0)
13. Wilbert Montgomery vs. Jets (W)	12/18/1977	103 (22-27-2)
14. Mike Hogan vs. Redskins (L) OT	9/27/1976	100 (22-32-0)
Don Johnson vs. Bal.Colts (W)	11/15/1953	100 (11-66t-2)

100-YARD RECEIVING PERFORMANCES, ROOKIES

PLAYER (GAME)	DATE	YDS (REC, TD)
1. Don Looney at Redskins (L)	12/1/1940	180 (14, 0)
2. Hank Baskett vs. Falcons (W)	12/31/2006	177 (7, 1)
3. Jeremy Maclin at Cowboys (L)	1/9/2010 - NFC-WC	146 (7,1)
4. Jeremy Maclin vs. Buccaneers (W)	10/11/2009	142 (6,2)
Keith Jackson at Bears (L)	12/31/1988 - NFC-D	142 (7,0)
6. Jordan Matthews vs. Panthers (W)	11/10/2014	138 (7, 2)
7. Don Looney at Cle. Rams (L)	9/22/1940	129 (8, 2)
8. Clyde Scott at Redskins (W)	11/13/1949	127 (4,1)
9. Herman Hunter vs. LA Rams (W)	10/13/1985	120 (6,1)
10. Fred Meyer at Redskins (L)	11/1/1942	119 (4, 0)
11. Bobby Walston at Giants (L)	10/21/1951	118 (6, 2)
12. Don Looney at Packers (L)	9/15/1940	115 (8, 1)
13. Fred Barnett vs. Vikings (W)	10/15/1990	114 (4, 1)
14. Charle Young (TE) at Cowboys (L)	11/18/1973	113 (4, 1)
15. Hank Baskett vs. Cowboys (W)	10/8/2006	112 (3, 1)
Fred Barnett at Bills (L)	12/2/1990	112 (2, 1)
Charle Young (TE) at 49ers (L)	12/2/1973	112 (6, 1)
18. DeSean Jackson at Cowboys (L)	9/15/2008	110 (6, 0)
19. Fred Barnett vs. Packers (W)	12/16/1990	108 (5, 0)
Charle Young (TE) vs. Patriots (W)	11/4/1973	108 (8, 2)
Pete Pihos vs. Packers (W)	12/14/1947	108 (4, 1)
22. Jordan Matthews at Packers (L)	11/16/2014	107 (5, 1)
23. DeSean Jackson vs. Rams (W)	9/7/2008	106 (6, 0)
24. Jordan Matthews at Giants (W)	12/28/2014	105 (8, 1)
25. Charle Young (TE) at Redskins (L)	12/16/1973	104 (5, 1)
26. Corey Clement vs. Patriots (W)	2/4/2018 - SB LII	100 (4,1)

LONGEST RUSHING TDs, ROOKIES

PLAYER (GAME)	YARDS
1. Herman Hunter (11/24/1985 at Cowboys).....	74t
2. John Brewer (10/4/1952 vs. Giants)	71t
3. Steve Van Buren (11/5/1944 at Brooklyn Tigers).....	70t
John Kusko (11/22/1936 vs. Bears).....	70t
5. LeSean McCoy (11/1/2009 vs. Giants).....	66t
Don Johnson (11/15/1953 vs. Baltimore Colts)	66t
7. Bryce Brown (12/26/2012 vs. Panthers).....	65t
8. Don Johnson (11/29/1953 at Giants)	63t
9. Ryan Moats (12/18/2005 at Rams).....	59t
10. Ken Keller (10/14/1956 at Steelers)	51t

LONGEST KICKOFF RETURNS, ROOKIES

PLAYER	DATE	YARDS
1. Josh Huff vs. Titans (W)	11/23/2014	107t
2. Quintin Demps at Ravens (L)	11/23/2008	100t
3. Wilbert Montgomery vs. Giants (W)	12/11/1977	99t
4. Steve Van Buren vs. Giants (T)	11/12/1944	97t
Bosh Pritchard at Redskins (L)	11/1/1942	97t
6. Art Powell vs. Giants (W)	10/4/1959	95
7. Andre Waters vs. Redskins (W)	11/18/1984	89t
8. Wendell Smallwood at Redskins (L)	10/16/2016	86t
9. Billy Walik at Packers (L)	10/25/1970	82
10. Jim Castiglia vs. Redskins (L)	10/19/1941	72

LONGEST PUNT RETURNS, ROOKIES

PLAYER	DATE	YARDS
1. Damaris Johnson at Cowboys (L)	12/2/2012	98t
2. Clyde Scott at Steelers (W)	10/30/1949	70t
3. Pat McHugh at Boston Yanks (L)	11/23/1947	69t
4. DeSean Jackson vs. Redskins (L)	10/5/2008	68t
5. Bob Shann vs. Lions (L)	12/19/1965	63t
6. Ernie Steele at NY Giants (L)	10/11/1942	62
7. DeSean Jackson vs. Rams (W)	9/7/2008	60
8. Art Powell vs. Steelers (W)	10/11/1959	58t
9. Don Stevens vs. Redskins (W)	11/9/1952	56t
10. Steve Van Buren vs. Boston Yanks (W)	10/22/1944	55t

TOP PASSING PERFORMANCES, ROOKIES

PLAYER (GAME)	YARDS
1. Nick Foles (12/9/2012 at Buccaneers)	381
2. Carson Wentz (11/6/2016 at Giants)	364
3. Nick Foles (12/23/2012 vs. Redskins).....	345
4. Carson Wentz (12/11/2016 vs. Redskins).....	314
5. Carson Wentz (12/4/2016 at Bengals)	308
6. Carson Wentz (9/25/2016 vs. Steelers)	301
7. Davey O'Brien (11/12/1939 vs. Packers).....	289
8. Carson Wentz (9/11/2016 vs. Browns) - first start	278

PLAYER (GAME)	COMPLETIONS
1. Carson Wentz (12/4/2016 at Bengals)	36
2. Carson Wentz (12/11/2016 vs. Redskins).....	32
Carson Wentz (10/30/2016 at Cowboys).....	32
Nick Foles (12/23/2012 vs. Redskins).....	32
Nick Foles (12/9/2012 at Buccaneers)	32

PLAYER (GAME)	TOUCHDOWNS
1. Donovan McNabb (1/2/2000 vs. StL Rams).....	3
Sonny Jurgensen (11/24/1957 vs. Redskins)	3
3. many times	2

LONGEST RECEIVING TDs, ROOKIES

PLAYER (GAME)	YARDS
1. Fred Barnett (12/2/1990 at Bills).....	95t
2. Hank Baskett (12/31/2006 vs. Falcons)	89t
3. Hank Baskett (10/8/2006 vs. Cowboys).....	87t
4. Kenny Jackson (10/21/1984 vs. NY Giants).....	83t
5. Charle Young (11/18/1973 at Cowboys)	80t
6. Mel Bleeker (10/22/1944 vs. Boston Yanks).....	75t
7. Glen Young (11/6/1983 vs. Cowboys).....	71t
8. Clyde Scott (11/13/1949 at Redskins)	70t

ALL-TIME 300-YARD PASSING GAMES



Date	Player/Opponent/Result	Att-Cmp-Yd-TD-INT			
2/4/18	Nick Foles vs. Patriots (W)	43-28-373-3-1	9/25/05	Donovan McNabb vs. Raiders (W)	52-30-365-2-1
1/21/18	Nick Foles vs. Vikings (W)	33-26-352-3-0	9/18/05	Donovan McNabb vs. 49ers (W)	29-23-342-5-0
12/3/17	Carson Wentz at Seahawks (L)	45-29-348-1-1	2/6/05	<u>Donovan McNabb vs. Patriots (L)</u>	51-30-357-3-3
10/8/17	Carson Wentz vs. Cardinals (W)	30-21-304-4-1	12/5/04	Donovan McNabb vs. Packers (W)	43-32-464-5-0
9/17/17	Carson Wentz at Chiefs (L)	46-25-333-2-1	11/15/04	Donovan McNabb at Cowboys (W)	27-15-345-4-0
9/10/17	Carson Wentz at Redskins (W)	39-26-307-2-1	10/24/04	Donovan McNabb at Browns (W) OT	43-28-376-4-1
12/11/16	Carson Wentz* vs. Redskins (L)	46-32-314-1-1	9/26/04	Donovan McNabb at Lions (W)	42-29-356-2-0
12/4/16	Carson Wentz* at Bengals (L)	60-36-308-1-3	9/12/04	Donovan McNabb vs. Giants (W)	36-26-330-4-0
11/6/16	Carson Wentz* at Giants (L)	47-27-364-0-2	11/16/03	Donovan McNabb vs. Giants (W)	30-24-314-2-0
9/25/16	Carson Wentz* vs. Steelers (W)	31-23-301-2-0	11/2/03	Donovan McNabb at Falcons (W)	33-21-312-1-0
1/3/16	Sam Bradford at Giants (W)	38-30-320-2-1	9/9/01	Donovan McNabb vs. Rams (L)	48-32-312-2-1
12/26/15	Sam Bradford vs. Redskins (L)	56-37-380-1-0	12/10/00	Donovan McNabb at Browns (W)	36-23-390-4-0
12/20/15	Sam Bradford vs. Cardinals (L)	41-28-361-2-2	10/1/00	Donovan McNabb vs. Falcons (W)	44-30-311-2-1
10/11/15	Sam Bradford vs. Saints (W)	45-32-333-2-2	11/30/97	Bobby Hoying vs. Bengals (W)	42-26-313-4-1
9/14/15	Sam Bradford at Falcons (L)	52-36-336-1-2	11/24/96	Ty Detmer at Cardinals (L)	38-21-322-0-1
12/20/14	Mark Sanchez at Redskins (L)	50-37-374-2-1	11/10/96	Ty Detmer vs. Bills (L)	44-26-315-2-1
11/23/14	Mark Sanchez vs. Titans (W)	43-30-307-1-2	10/27/96	Ty Detmer vs. Panthers (W)	38-23-342-1-1
11/16/14	Mark Sanchez at Packers (L)	44-26-346-2-2	12/24/94	Bubby Brister at Bengals (L)	37-26-325-1-0
11/10/14	Mark Sanchez vs. Panthers (W)	37-20-332-2-0	12/4/94	R. Cunningham vs. Cowboys (L)	46-29-327-2-1
10/26/14	Nick Foles at Cardinals (L)	62-36-411-2-2	10/24/94	R. Cunningham vs. Oilers (W)	24-13-310-2-1
9/21/14	Nick Foles vs. Redskins (W)	41-27-325-3-0	9/12/94	R. Cunningham vs. Bears (W)	36-24-311-3-0
9/15/14	Nick Foles at Colts (W)	37-21-331-1-1	9/4/94	R. Cunningham at Giants (L)	39-20-344-2-0
9/7/14	Nick Foles vs. Jaguars (W)	45-27-322-2-1	1/3/94	Bubby Brister at 49ers (W) OT	43-26-350-3-1
12/15/13	Nick Foles at Vikings (L)	48-30-428-3-1	9/19/93	R. Cunningham vs. Redskins (W)	39-25-360-3-2
11/3/13	Nick Foles at Raiders (W)	28-22-406-7-0	12/13/92	R. Cunningham at Seahawks (W) OT	44-27-365-0-1
9/15/13	Michael Vick vs. Chargers (L)	36-23-428-2-0	11/10/91	Jim McMahon at Browns (W)	43-26-341-3-1
12/23/12	Nick Foles* vs. Redskins (L)	48-32-345-1-1	12/18/89	R. Cunningham at Saints (L)	39-19-306-2-2
12/9/12	Nick Foles* at Buccaneers (W)	51-32-381-2-0	10/2/89	R. Cunningham at Bears (L)	62-32-401-1-4
10/14/12	Michael Vick vs. Lions (L)	46-28-311-2-2	9/17/89	R. Cunningham at Redskins (W)	46-34-447-5-1
9/16/12	Michael Vick vs. Ravens (W)	32-23-371-1-2	12/31/88	R. Cunningham at Bears (L)	54-27-407-0-3
9/9/12	Michael Vick at Browns (W)	56-29-317-2-4	11/6/88	R. Cunningham vs. Rams (W)	39-22-323-3-0
1/1/12	Michael Vick vs. Redskins (W)	39-24-335-3-1	10/10/88	R. Cunningham vs. Giants (W)	41-31-369-3-0
11/27/11	Vince Young vs. Patriots (L)	48-26-400-1-1	11/29/87	R. Cunningham at Patriots (W) OT	31-18-314-2-1
10/9/11	Michael Vick at Bills (L)	40-26-315-2-4	10/11/87	Scott Tinsley at Cowboys (L)	34-24-338-3-0
10/2/11	Michael Vick vs. 49ers (L)	46-30-416-2-1	12/15/85	Ron Jaworski at Chargers (L)	48-29-334-1-3
12/2/10	Michael Vick vs. Texans (W)	33-22-302-2-1	12/1/85	Ron Jaworski vs. Vikings (L)	42-23-320-2-1
11/28/10	Michael Vick at Bears (L)	44-29-333-2-1	11/3/85	Ron Jaworski at 49ers (L)	48-24-394-1-3
11/15/10	Michael Vick at Redskins (W)	28-20-333-4-0	10/20/85	Ron Jaworski vs. Cowboys (W)	35-22-380-1-0
10/17/10	Kevin Kolb vs. Falcons (W)	29-23-326-3-1	12/16/84	Joe Pisarcik at Falcons (L)	46-24-334-1-0
12/27/09	Donovan McNabb vs. Broncos (W)	35-20-322-3-1	10/28/84	Ron Jaworski vs. Cardinals (L)	38-22-340-2-3
12/20/09	Donovan McNabb vs. 49ers (W)	36-21-306-1-2	11/27/83	Ron Jaworski at Redskins (L)	36-19-333-3-1
11/15/09	Donovan McNabb at Chargers (L)	55-35-450-2-1	9/11/83	Ron Jaworski vs. Redskins (L)	37-24-326-1-2
9/27/09	Kevin Kolb vs. Chiefs (W)	34-24-327-2-0	9/19/82	Ron Jaworski at Browns (W)	41-25-334-2-1
9/20/09	Kevin Kolb vs. Saints (L)	51-31-391-2-3	9/12/82	Ron Jaworski vs. Redskins (L) OT	38-27-371-2-0
1/18/09	<u>Donovan McNabb at Cardinals (L)</u>	47-28-375-3-1	10/18/81	Ron Jaworski at Vikings (L)	44-29-330-2-2
1/4/09	<u>Donovan McNabb at Vikings (W)</u>	34-23-300-1-1	12/21/80	Ron Jaworski at Cowboys (L)	30-18-331-1-0
11/16/08	Donovan McNabb at Bengals (T) OT	58-28-339-1-3	11/9/80	Ron Jaworski at Saints (W)	32-21-323-3-0
11/2/08	Donovan McNabb at Seahawks (W)	43-28-349-2-1	12/16/73	Roman Gabriel at Redskins (L)	39-22-302-1-1
9/7/08	Donovan McNabb vs. Rams (W)	33-21-361-3-0	12/2/73	Roman Gabriel at 49ers (L)	55-28-322-2-1
12/30/07	Donovan McNabb vs. Bills (W)	41-29-345-1-1	10/14/73	Roman Gabriel at Cardinals (W)	45-29-379-3-0
11/25/07	A.J. Feeley at Patriots (L)	42-27-345-3-3	9/19/71	Pete Liske at Bengals (L)	40-20-301-2-3
10/28/07	Donovan McNabb at Vikings (W)	36-23-333-1-0	9/28/69	Norm Snead vs. Steelers (W)	30-22-335-5-1
9/23/07	Donovan McNabb vs. Lions (W)	26-21-381-4-0	11/19/67	Norm Snead vs. Saints (W)	27-19-309-4-2
12/31/06	A.J. Feeley vs. Falcons (W)	33-22-321-3-0	10/22/67	Norm Snead at Cardinals (L)	32-16-321-2-2
12/4/06	Jeff Garcia vs. Panthers (W)	39-21-312-3-0	9/17/67	Norm Snead vs. Redskins (W)	27-18-301-2-0
10/22/06	Donovan McNabb at Buccaneers (L)	35-22-302-3-3	12/5/65	Norm Snead vs. Cowboys (L)	43-20-320-0-1
10/8/06	Donovan McNabb vs. Cowboys (W)	33-18-354-2-0	11/14/65	Norm Snead vs. Redskins (W)	28-21-311-0-1
9/17/06	Donovan McNabb vs. Giants (L) OT	45-27-350-2-0	11/7/65	Norm Snead at Browns (L)	36-18-362-3-2
9/10/06	Donovan McNabb at Texans (W)	35-24-314-3-1	10/17/65	King Hill at Giants (L)	41-23-321-3-4
11/6/05	Donovan McNabb at Redskins (L)	35-22-304-1-1	12/13/64	Norm Snead at Cardinals (L)	31-15-301-3-2
10/2/05	Donovan McNabb at Chiefs (W)	48-33-369-3-1			

* - denotes rookie

Underline - denotes playoff game

ALL-TIME 300-YARD PASSING GAMES



Date	Player/Opponent/Result	Att-Cmp-Yd-TD-INT
10/13/63	Sonny Jurgensen at Redskins (W)	29-17-315-4-2
9/15/63	Sonny Jurgensen vs. Steelers (T)	26-16-322-3-2
12/16/62	Sonny Jurgensen at Cardinals (L)	34-15-419-5-3
11/25/62	Sonny Jurgensen vs. Cowboys (W)	21-13-342-1-2
12/17/61	Sonny Jurgensen at Lions (W)	42-27-403-3-2
12/10/61	Sonny Jurgensen vs. Giants (L)	31-16-367-3-2
11/26/61	Sonny Jurgensen vs. Cowboys (W)	23-16-351-5-2
10/29/61	Sonny Jurgensen at Redskins (W)	41-27-436-3-2
10/1/61	Sonny Jurgensen vs. Cardinals (L)	36-24-399-3-2
9/23/62	Sonny Jurgensen vs. Giants (L)	57-33-396-1-3
11/16/58	Norm Van Brocklin vs. Cardinals (W)	29-19-318-2-1
10/1/55	Bobby Thomason vs. Redskins (L)	37-25-349-4-0
11/28/54	Adrian Burk vs. Redskins (W)	28-17-345-5-1
12/13/53	Bobby Thomason vs. Browns (W)	35-23-331-3-0
11/15/53	Bobby Thomason vs. Colts (W)	37-18-329-3-5
11/8/53	Bobby Thomason vs. Giants (W)	44-22-437-4-1
12/1/40	Davey O'Brien at Redskins (L)	60-33-316-1-0

* - denotes rookie

Underline - denotes playoff game

MOST 300-YARD PASSING GAMES, Career

1. Donovan McNabb 30
 2. Randall Cunningham 13
 3. Ron Jaworski 12
 4. Nick Foles 10
- Michael Vick 10
Sonny Jurgensen 10
*includes playoff games

MOST 300-YARD PASSING GAMES, Season

1. Sam Bradford (2015) 5
 - Donovan McNabb (2004) 5
 - Sonny Jurgensen (1961) 5
 4. **Carson Wentz (2017)** 4
- Carson Wentz (2016) - rookie** 4
Mark Sanchez (2014) 4
Nick Foles (2014) 4
Donovan McNabb (2006 and 2005) 4
Randall Cunningham (1994) 4
Ron Jaworski (1985) 4
*regular season only

CONSECUTIVE 300-YARD PASSING GAMES

1. Sam Bradford (2015) 3
- Mark Sanchez (2014) 3
- Nick Foles (2014)** 3
- Michael Vick (2011-12) 3
- Donovan McNabb (2005) 3

MOST 400-YARD PASSING GAMES, Career

1. **Nick Foles** 3
 - Michael Vick 3
 - Randall Cunningham 3
 - Sonny Jurgensen 3
 5. Donovan McNabb 2
- *includes playoff games

MOST 400-YARD PASSING GAMES, Season

1. **Nick Foles (2013)** 2
 - Randall Cunningham (1989) 2
 - Sonny Jurgensen (1961) 2
- *regular season only

100-100-300 PERFORMANCES IN SAME GAME

Date	100-yd. Rusher (yards)	100-yd. Receiver (yards)	300-yd. Passer (yards)
9/23/07 vs. Det.	Brian Westbrook (110)	Kevin Curtis (221), Brian Westbrook (111)	Donovan McNabb (381)
10/22/06 at TB	Brian Westbrook (101)	Brian Westbrook (113)	Donovan McNabb (302)
10/1/00 vs. Atl.	Brian Mitchell (105)	Torrance Small (122)	Donovan McNabb (311)
12/13/92 at Sea.	Herschel Walker (111)	Fred Barnett (161)	Randall Cunningham (365)
11/29/87 at NE	Anthony Toney (123)	Mike Quick (121)	Randall Cunningham (314)
11/7/65 at Cle.	Timmy Brown (186)	Pete Retzlaff (151)	Norm Snead (362)
11/25/62 vs. Dal.	Timmy Brown (107)	Pete Retzlaff (113), Tommy McDonald (108)	Sonny Jurgensen (342)
11/15/53 vs. Bal.	Don Johnson (100)	Pete Pihos (118), Bobby Walston (110)	Bobby Thomason (329)

ALL-TIME 100-YARD RUSHING GAMES



Date	Player/Opponent/Result	Att-Yds-LG-TD			
10/1/17	LeGarrette Blount at LA Chargers (W)	16-136-68-0	10/28/02	Duce Staley vs. Giants (W)	24-126-23-0
12/18/16	Ryan Mathews at Ravens (L)	20-128-19-1	10/28/02	Donovan McNabb vs. Giants (W)	8-107-40t-1
11/13/16	Ryan Mathews vs. Falcons (W)	19-109-21-2	10/20/02	Duce Staley vs. Buccaneers (W)	24-152-57-0
10/19/15	DeMarco Murray vs. Giants (W)	21-112-21-1	10/6/02	Donovan McNabb at Jaguars (L)	12-100-26-1
9/27/15	Ryan Mathews at Jets (W)	24-108-27-0	11/18/01	Duce Staley at Cowboys (W)	26-102-18-0
11/27/14	LeSean McCoy at Cowboys (W)	25-159-38t-1	11/11/01	Duce Staley vs. Vikings (W)	17-146-44t-1
11/23/14	LeSean McCoy vs. Titans (W)	21-130-53-1	10/7/01	Correll Buckhalter* vs. Cardinals (L)	21-134-37-0
11/2/14	LeSean McCoy at Texans (W)	24-117-26-0	11/26/00	Donovan McNabb at Redskins (W)	11-125-54-1
10/12/14	LeSean McCoy vs. Giants (W)	22-149-28-0	10/1/00	Brian Mitchell vs. Falcons (W)	2-105-85t-1
12/29/13	LeSean McCoy at Cowboys (W)	27-131-20-0	9/3/00	Duce Staley at Cowboys (W)	26-201-60-1
12/22/13	LeSean McCoy vs. Bears (W)	18-133-19-2	11/14/99	Duce Staley vs. Redskins (W)	28-122-20t-1
12/22/13	Bryce Brown vs. Bears (W)	9-115-65t-1	11/7/99	Duce Staley at Panthers (L)	17-140-29-1
12/8/13	LeSean McCoy vs. Lions (W)	29-217-57t-2	10/17/99	Duce Staley at Bears (W)	23-101-26-0
11/10/13	LeSean McCoy at Packers (W)	25-155-30-0	10/10/99	Duce Staley vs. Cowboys (W)	22-110-19-0
10/13/13	LeSean McCoy at Buccaneers (W)	25-116-19-0	9/12/99	Duce Staley vs. Cardinals (L)	21-111-24t-1
9/19/13	LeSean McCoy vs. Chiefs (L)	20-158-41t-1	12/13/98	Duce Staley vs. Cardinals (L) OT	30-141-30t-1
9/9/13	LeSean McCoy at Redskins (W)	31-184-34t-1	11/8/98	Charlie Garner vs. Lions (W)	16-129-40-1
12/2/12	Bryce Brown* at Cowboys (L)	24-169-39-2	12/21/97	Charlie Garner at Redskins (L)	18-115-26-2
11/26/12	Bryce Brown* vs. Panthers (L) - first start	19-178-65t-2	10/5/97	Ricky Watters vs. Redskins (W)	31-104-13-2
11/5/12	LeSean McCoy at Saints (L)	19-119-34-0	9/15/97	Ricky Watters at Cowboys (L)	20-106-20-0
9/30/12	LeSean McCoy vs. Giants (W)	23-123-34-0	12/1/96	Ricky Watters vs. Giants (W)	29-104-11-0
9/9/12	LeSean McCoy at Browns (W)	20-110-22-0	11/3/96	Ricky Watters at Cowboys (W)	24-116-17-1
12/18/11	LeSean McCoy vs. Jets (W)	18-102-33t-3	10/20/96	Ricky Watters vs. Dolphins (W)	25-173-49t-1
11/20/11	LeSean McCoy at Giants (W)	23-113-60-0	10/13/96	Ricky Watters at Giants (W)	27-110-11-0
10/30/11	LeSean McCoy vs. Cowboys (W)	30-185-34-2	9/22/96	Ricky Watters at Falcons (W)	26-121-56t-2
10/16/11	LeSean McCoy at Redskins (W)	28-126-21-1	9/15/96	Ricky Watters vs. Lions (W)	27-153-52-1
9/25/11	LeSean McCoy vs. Giants (L)	24-128-21-1	12/10/95	Ricky Watters vs. Cowboys (W)	33-112-15-1
9/11/11	LeSean McCoy at Rams (W)	15-122-49t-1	11/26/95	Ricky Watters at Redskins (W)	25-124-25-2
12/19/10	Michael Vick (QB) at Giants (W)	10-130-35-1	10/15/95	Ricky Watters at Giants (W)	30-122-14-1
12/12/10	LeSean McCoy at Cowboys (W)	16-149-56-0	10/8/95	Ricky Watters vs. Redskins (W) OT	25-139-24-0
11/21/10	LeSean McCoy vs. Giants (W)	14-111-50t-1	10/8/95	Charlie Garner vs. Redskins (W) OT	9-120-55t-3
11/15/10	Jerome Harrison at Redskins (W)	11-109-50t-1	10/9/94	Charlie Garner* vs. Redskins (W)	28-122-12-0
9/19/10	LeSean McCoy at Lions (W)	16-120-46t-3	10/2/94	Charlie Garner* at 49ers (W)	16-111-28t-2
9/12/10	Michael Vick (QB) vs. Packers (L)	11-103-31-0	1/3/93	<u>Heath Sherman at Saints (W)</u>	21-105-16-1
12/7/08	Brian Westbrook at Giants (W)	33-131-30t-1	12/27/92	Herschel Walker vs. Giants (W)	16-104-38-0
11/27/08	Brian Westbrook vs. Cardinals (W)	22-110-17-2	12/13/92	Herschel Walker at Seahawks (W) OT	23-111-18-1
10/26/08	Brian Westbrook vs. Falcons (W)	22-167-39t-2	12/6/92	Randall Cunningham vs. Vikings (W)	12-121-30-2
12/23/07	Brian Westbrook at Saints (W)	17-100-21-0	11/22/92	Heath Sherman at Giants (W)	17-109-30t-1
12/9/07	Brian Westbrook vs. Giants (L)	20-116-21-0	10/25/92	Herschel Walker vs. Cardinals (W)	20-112-36-0
11/18/07	Brian Westbrook vs. Dolphins (W)	32-148-36-0	9/13/92	Herschel Walker at Cardinals (W)	28-115-20-0
11/11/07	Brian Westbrook at Redskins (W)	20-100-13-1	9/6/92	Herschel Walker vs. Saints (W)	26-112-32-0
10/14/07	Brian Westbrook at Jets (W)	20-120-22-0	11/12/90	Heath Sherman vs. Redskins (W)	35-124-22-0
9/30/07	Correll Buckhalter at Giants (L)	17-103-17-0	11/4/90	Randall Cunningham vs. Patriots (W)	8-124-52t-1
9/23/07	Brian Westbrook vs. Lions (W)	14-110-25t-2	11/4/90	Heath Sherman vs. Patriots (W)	24-113-17-0
1/13/07	<u>Brian Westbrook at Saints (L)</u>	13-116-62t-2	9/23/90	Anthony Toney at Rams (W)	24-103-20-0
1/7/07	<u>Brian Westbrook vs. Giants (W)</u>	20-141-49-1	12/27/87	Keith Byars vs. Bills (W)	23-102-22-0
12/25/06	Brian Westbrook at Cowboys (W)	26-122-16-0	11/29/87	Anthony Toney at Patriots (W) OT	24-123-36-1
11/26/06	Brian Westbrook at Colts (L)	20-124-21-1	12/7/86	Keith Byars* vs. Cardinals (T) OT	24-127-32-0
11/19/06	Brian Westbrook vs. Titans (L)	22-102-27-0	11/16/86	Randall Cunningham vs. Lions (L)	14-110-20-0
11/12/06	Brian Westbrook vs. Redskins (W)	22-113-21-0	12/22/85	Earnest Jackson at Vikings (W)	25-106-59-2
10/22/06	Brian Westbrook at Buccaneers (L)	13-101-23-0	11/17/85	Earnest Jackson at Cardinals (W)	34-162-51t-1
9/24/06	Brian Westbrook at 49ers (W)	8-117-71t-2	10/13/85	Earnest Jackson vs. Cardinals (W)	27-103-13-0
12/11/05	Ryan Moats* vs. Giants (L) OT	11-114-40t-2	12/9/84	Wilbert Montgomery vs. Patriots (W)	19-100-14-1
11/27/05	Brian Westbrook vs. Packers (W)	20-120-27t-1	12/19/82	Wilbert Montgomery vs. Oilers (W)	17-147-90t-3
10/3/04	Brian Westbrook at Bears (W)	22-119-29-0	12/20/81	Wilbert Montgomery vs. Cardinals (W)	13-108-41-1
9/12/04	Brian Westbrook vs. Giants (W)	17-119-50-0	12/6/81	Wilbert Montgomery at Redskins (L)	27-116-13-0
1/11/04	<u>Donovan McNabb vs. Packers (W)</u>	11-107-41-0	11/22/81	Wilbert Montgomery vs. Giants (L)	25-102-24-0
12/7/03	Correll Buckhalter vs. Cowboys (W)	13-115-64t-1	11/15/81	Wilbert Montgomery vs. Colts (W)	22-115-13-2
10/26/03	Correll Buckhalter vs. Jets (W)	15-100-21-2	11/8/81	Wilbert Montgomery at Cardinals (W)	20-118-23-0
12/8/02	Duce Staley at Seahawks (W)	21-100-21t-1			
11/17/02	Duce Staley vs. Cardinals (W)	31-135-13-0			

* - denotes rookie

Underline - denotes playoff game

* - denotes rookie

Underline - denotes playoff game

ALL-TIME 100-YARD RUSHING GAMES



Date	Player/Opponent/Result	Att-Yds-LG-TD		
10/25/81	Wilbert Montgomery vs. Buccaneers (W)	22-119-12-1	11/20/49	Steve Van Buren vs. NY Bulldogs (W) 35-174-38-2
9/17/81	Wilbert Montgomery at Bills (W)	27-125-15-0	10/30/49	Steve Van Buren at Steelers (W) 17-103-31-2
9/13/81	Wilbert Montgomery vs. Patriots (W)	18-137-41-0	10/23/49	Bosh Pritchard vs. Redskins (W) 11-128-77-1
1/11/81	<u>Wilbert Montgomery vs. Cowboys (W)</u>	26-194-55-1	10/3/49	Steve Van Buren at Lions (W) 33-135-12-2
9/14/80	Wilbert Montgomery at Vikings (W)	20-169-72t-2	11/21/48	Steve Van Buren vs. Redskins (W) 29-171-21-1
12/2/79	Wilbert Montgomery vs. Lions (W)	22-108-20-1	11/14/48	Steve Van Buren vs. Boston Yanks (W) 16-137-28-0
11/25/79	Leroy Harris at Packers (W)	9-137-80-0	11/7/48	Steve Van Buren at Giants (W) 25-143-20-2
11/18/79	Wilbert Montgomery vs. Cardinals (W)	26-118-52-0	10/31/48	Steve Van Buren at Steelers (W) 22-109-21-1
11/12/79	Wilbert Montgomery at Cowboys (W)	25-127-37t-1	11/2/47	Steve Van Buren at Redskins (W) 17-138-37-2
11/4/79	Wilbert Montgomery vs. Browns (L)	30-197-62t-1	10/19/47	Steve Van Buren at Steelers (L) 21-133-45-0
10/14/79	Wilbert Montgomery at Cardinals (W)	25-117-13-1	10/5/47	Steve Van Buren vs. Giants (W) 16-105-28-0
10/7/79	Wilbert Montgomery vs. Redskins (W)	22-127-24-3	11/24/46	Steve Van Buren vs. Redskins (L) 25-130-58-0
9/23/79	Wilbert Montgomery at Giants (W)	29-126-12-0	12/9/45	Steve Van Buren vs. Boston Yanks (W) 22-100-29-3
12/17/78	Wilbert Montgomery vs. Giants (W)	25-130-47-2	12/2/45	Steve Van Buren at Giants (L) 19-100-32-2
12/17/78	Mike Hogan vs. Giants (W)	22-100-18-0	11/18/45	Steve Van Buren vs. Steelers (W) 19-107-24-2
12/3/78	Wilbert Montgomery at Vikings (L)	24-115-36-1	11/11/45	Steve Van Buren vs. Giants (W) 19-129-28-2
10/15/78	Wilbert Montgomery vs. Redskins (W)	25-125-24-1	11/5/44	Steve Van Buren* at Tigers (W) 12-129-70-2
10/1/78	Wilbert Montgomery at Colts (W)	25-144-14-1	11/28/43	Jack Hinkle at Redskins (W) 26-117-14-1
9/24/78	Wilbert Montgomery vs. Dolphins (W)	25-111-12-0	11/21/43	Jack Hinkle vs. Lions (W) 13-132-56-1
9/17/78	Wilbert Montgomery at Saints (W)	18-104-19-0	11/15/42	Bosh Pritchard* at Dodgers (W) 14-104-26-0
12/18/77	Wilbert Montgomery* vs. Jets (W)	22-103-27-2	9/13/36	Swede Hanson vs. Giants (W) 15-107-NA-0
10/9/77	Herb Lusk at Giants (W)	17-117-70-2	11/11/34	Swede Hanson vs. Dodgers (L) 17-118-NA-0
12/12/76	Tom Sullivan vs. Seahawks (W)	23-121-26-2	11/6/34	Swede Hanson vs. Reds (W) 18-190-NA-2
12/12/76	Mike Hogan* vs. Seahawks (W)	19-104-18-0	9/16/34	Swede Hanson at Packers (L) 13-116-NA-1
9/27/76	Mike Hogan* vs. Redskins (L) OT	22-100-32-0		
11/25/73	Tom Sullivan vs. Giants (W)	32-156-27-1		
10/7/73	Tom Sullivan at Bills (L)	26-155-30-0		
10/7/73	Norm Bulaich at Bills (L)	13-104-20-0		
9/23/73	Tom Sullivan at Giants (T)	18-100-14-1		
12/21/69	Cyril Pinder at 49ers (L)	25-128-29-1		
12/7/69	Tom Woodeshick vs. Redskins (L)	20-102-21-0		
11/16/69	Tom Woodeshick vs. Rams (L)	25-130-21-1		
12/8/68	Tom Woodeshick vs. Saints (W)	18-122-30-1		
9/22/68	Tom Woodeshick vs. Giants (L)	15-129-54-1		
10/29/67	Tom Woodeshick vs. Cowboys (W)	20-101-26-1		
10/8/67	Tom Woodeshick at Falcons (W)	20-129-41-1		
12/18/66	Tom Woodeshick at Redskins (W)	27-105-21-2		
12/4/66	Jack Concannon vs. Steelers (W)	15-129-29-1		
10/23/66	Timmy Brown at Giants (W)	21-100-24-0		
9/18/66	Izzy Lang vs. Falcons (W)	16-114-39-1		
11/28/65	Timmy Brown at Cardinals (W)	18-180-43-1		
11/7/65	Timmy Brown at Browns (L)	16-186-54-1		
11/22/64	Earl Gros vs. Cardinals (L)	21-103-22-0		
11/15/64	Earl Gros at Cowboys (W)	16-118-47-0		
10/18/64	Ollie Matson at Giants (W)	19-100-54-2		
10/11/64	Timmy Brown at Redskins (L)	14-101-36-2		
10/4/64	Timmy Brown vs. Steelers (W)	16-116-33-0		
10/4/64	Earl Gros vs. Steelers (W)	19-129-47-0		
11/25/62	Timmy Brown vs. Cowboys (W)	17-107-22-2		
10/23/60	Clarence Peaks at Browns (W)	13-102-57-0		
11/1/59	Bill Barnes vs. Redskins (W)	13-163-61-1		
10/25/59	Bill Barnes at Cardinals (W)	23-111-22-2		
11/29/53	Don Johnson* at Giants (L)	13-121-63-1		
11/15/53	Don Johnson* vs. Colts (W)	11-100-66-2		
12/2/51	Frank Ziegler at Redskins (W)	20-136-28-0		
11/19/50	Frank Ziegler vs. Cardinals (L)	18-113-52-0		
11/12/50	Steve Van Buren at Redskins (W)	23-108-23-1		
10/15/50	Toy Ledbetter* at Colts (W)	23-107-14-1		
10/7/50	Frank Ziegler vs. Rams (W)	17-106-38-1		
12/18/49	<u>Steve Van Buren at Rams (W)</u>	31-196-49-0		
11/27/49	Steve Van Buren vs. Steelers (W)	27-205-41-0		

* - denotes rookie

Underline - denotes playoff game

MOST 100-YARD RUSHING GAMES, Career

1. Wilbert Montgomery..... 26
2. LeSean McCoy..... 23
3. Brian Westbrook..... 20
4. Steve Van Buren..... 19
5. Duce Staley..... 13

*includes playoff games

MOST 200-YARD RUSHING GAMES, Career

- 1t. LeSean McCoy, Duce Staley and Steve Van Buren .. 1

MOST 100-YARD RUSHING GAMES, Season

1. Wilbert Montgomery (1981)..... 8
2. LeSean McCoy (2013)..... 7
- Wilbert Montgomery (1979)..... 7
4. LeSean McCoy (2011)..... 6
- Brian Westbrook (2007)..... 6
- Brian Westbrook (2006)..... 6
- Ricky Watters (1996)..... 6
- Wilbert Montgomery (1978)..... 6

*regular season only

ALL-TIME 100 YARD RECEIVING GAMES



Date	Player/Opponent/Result	Yds (Rec, TD)		
2/4/18	Corey Clement* vs. Patriots	100 (4, 1)	10/11/09	Jeremy Maclin* vs. Buccaneers (W) 142 (6, 2)
12/10/17	Torrey Smith at LA Rams (W)	100 (6, 0)	9/27/09	DeSean Jackson vs. Chiefs (W) 149 (6, 1)
12/3/17	Nelson Agholor at Seahawks (L)	141 (7, 1)	9/27/09	Brent Celek (TE) vs. Chiefs (W) 104 (8, 1)
11/26/17	Zach Ertz (TE) vs. Bears (W)	103 (10, 1)	9/20/09	Brent Celek (TE) vs. Saints (L) 104 (8, 0)
1/1/17	Zach Ertz (TE) vs. Cowboys (W)	139 (13, 2)	9/20/09	DeSean Jackson vs. Saints (L) 101 (4, 1)
12/11/16	Zach Ertz (TE) vs. Redskins (L)	112 (10, 0)	1/18/09	<u>Kevin Curtis at Cardinals (L)</u> 122 (4, 0)
9/25/16	Darren Sproles (RB) vs. Steelers (W)	128 (6, 1)	12/15/08	Jason Avant vs. Browns (W) 101 (5, 0)
9/11/16	Jordan Matthews vs. Browns (W)	114 (7, 1)	11/2/08	Brent Celek (TE) at Seahawks (W) 131 (6, 0)
1/3/16	Zach Ertz (TE) at Giants (W)	152 (9, 0)	9/15/08	DeSean Jackson* at Cowboys (L) 110 (6, 0)
12/26/15	Zach Ertz (TE) vs. Redskins (L)	122 (13, 0)	9/7/08	Hank Baskett vs. Rams (W) 102 (2, 1)
12/26/15	Jordan Matthews vs. Redskins (L)	104 (6, 1)	9/7/08	DeSean Jackson* vs. Rams (W) - first start 106 (6, 0)
12/20/15	Jordan Matthews vs. Cardinals (L)	159 (8, 1)	9/7/08	Greg Lewis vs. Rams (W) 104 (5, 0)
11/15/15	Brent Celek (TE) vs. Dolphins (L)	134 (4, 0)	12/2/07	Kevin Curtis vs. Seahawks (L) 111 (6, 1)
11/8/15	Jordan Matthews at Cowboys (W)	133 (9, 1)	10/28/07	Reggie Brown at Vikings (W) 105 (8, 0)
9/14/15	Jordan Matthews at Falcons (L)	102 (10, 0)	10/14/07	Kevin Curtis at Jets (W) 121 (5, 1)
12/28/14	Jordan Matthews* at Giants (W)	105 (8, 1)	9/23/07	Kevin Curtis vs. Lions (W) 221 (11, 3)
12/20/14	Zach Ertz (TE) at Redskins (L)	115 (15, 0)	9/23/07	Brian Westbrook (RB) vs. Lions (W) 111 (5, 1)
11/27/14	Jeremy Maclin at Cowboys (W)	108 (8, 0)		Westbrook also 14-110-2TDs rushing
11/16/14	Jordan Matthews* at Packers (L)	107 (5, 1)	1/13/07	<u>Donté Stallworth at Saints (L)</u> 100 (3, 1)
11/10/14	Jordan Matthews* vs. Panthers (W)	138 (7, 2)	12/31/06	Hank Baskett* vs. Falcons (W) 177 (7, 1)
11/10/14	Brent Celek (TE) vs. Panthers (W)	116 (5, 0)	12/4/06	Donté Stallworth vs. Panthers (W) 111 (4, 1)
11/2/14	Jeremy Maclin at Texans (W)	158 (6, 2)	11/12/06	Donté Stallworth vs. Redskins (W) 139 (6, 1)
10/26/14	Jeremy Maclin at Cardinals (L)	187 (12, 2)	10/22/06	Brian Westbrook (RB) at Bucs (L) 113 (7, 1)
9/21/14	Jeremy Maclin vs. Redskins (W)	154 (8, 1)		Westbrook also 13-101-0TDs rushing
9/15/14	Darren Sproles (RB) at Colts (W)	152 (7, 0)	10/15/06	Reggie Brown at Saints (W) 121 (6, 1)
12/15/13	DeSean Jackson at Vikings (L)	195 (10, 1)	10/8/06	Hank Baskett* vs. Cowboys (W) 112 (3, 1)
11/10/13	Riley Cooper at Packers (W)	102 (3, 2)	9/24/06	Reggie Brown at 49ers (W) 106 (5, 0)
11/3/13	DeSean Jackson at Raiders (W)	150 (5, 1)	9/17/06	L.J. Smith (TE) vs. Giants (L) OT 111 (7, 0)
11/3/13	Riley Cooper at Raiders (W)	139 (5, 3)	9/10/06	Donté Stallworth at Texans (W) 141 (6, 1)
10/13/13	Riley Cooper at Buccaneers (W)	120 (4, 1)	10/30/05	Terrell Owens at Broncos (L) 154 (3, 1)
10/6/13	DeSean Jackson at Giants (W)	132 (7, 1)	10/2/05	Terrell Owens at Chiefs (W) 171 (11, 1)
9/15/13	DeSean Jackson vs. Chargers (L)	193 (9, 1)	9/25/05	Brian Westbrook (RB) vs. Raiders (W) 140 (6, 1)
9/15/13	LeSean McCoy (RB) vs. Chargers (L)	114 (5, 0)	9/18/05	L.J. Smith (TE) vs. 49ers (W) 119 (9, 1)
9/9/13	DeSean Jackson at Redskins (W)	104 (7, 1)	9/18/05	Terrell Owens vs. 49ers (W) 143 (5, 2)
12/23/12	Jeremy Maclin vs. Redskins (L)	116 (8, 1)	9/12/05	Terrell Owens at Falcons (L) 112 (7, 0)
12/9/12	Jason Avant at Buccaneers (W)	133 (7, 0)	2/6/05	<u>Terrell Owens vs. Patriots (L)</u> 122 (9, 0)
12/9/12	Jeremy Maclin at Buccaneers (W)	104 (9, 1)	12/5/04	Terrell Owens vs. Packers (W) 161 (8, 1)
11/5/12	DeSean Jackson at Saints (L)	100 (3, 1)	12/5/04	Brian Westbrook (RB) vs. Packers (W) 156 (11, 3)
10/14/12	Jeremy Maclin vs. Lions (L)	130 (6, 1)	11/21/04	Todd Pinkston vs. Redskins (W) 106 (5, 0)
9/16/12	Brent Celek (TE) vs. Ravens (W)	157 (8, 0)	11/15/04	Terrell Owens at Cowboys (W) 134 (6, 3)
9/16/12	DeSean Jackson vs. Ravens (W)	114 (7, 0)	10/31/04	Terrell Owens vs. Ravens (W) 101 (8, 1)
1/1/12	Jeremy Maclin vs. Redskins (W)	105 (8, 0)	10/24/04	Terrell Owens at Browns (W) OT 109 (4, 2)
12/18/11	Brent Celek (TE) vs. Jets (W)	156 (5, 1)	10/24/04	Todd Pinkston at Browns (W) OT 100 (6, 0)
11/27/11	Jason Avant vs. Patriots (L)	110 (8, 1)	10/17/04	Terrell Owens vs. Panthers (W) 123 (4, 0)
10/16/11	Jeremy Maclin at Redskins (W)	101 (5, 0)	10/3/04	Terrell Owens at Bears (W) 110 (8, 1)
10/9/11	Jason Avant at Bills (L)	139 (9, 0)	9/26/04	Terrell Owens at Lions (W) 107 (6, 1)
10/2/11	DeSean Jackson vs. 49ers (L)	171 (6, 0)	12/21/03	Todd Pinkston vs. 49ers (L) OT 121 (5, 1)
9/18/11	Jeremy Maclin at Falcons (L)	171 (13, 2)	9/22/02	Antonio Freeman vs. Cowboys (W) 118 (6, 1)
9/11/11	DeSean Jackson at Rams (W)	102 (6, 1)	9/16/02	James Thrash at Redskins (W) 107 (6, 1)
12/12/10	DeSean Jackson at Cowboys (W)	210 (4, 1)	12/30/01	James Thrash vs. Giants (W) 143 (7, 1)
11/21/10	Jeremy Maclin vs. Giants (W)	120 (9, 0)	12/22/01	Duce Staley (RB) at 49ers (L) 103 (9, 0)
11/7/10	DeSean Jackson vs. Colts (W)	109 (7, 1)	9/23/01	James Thrash at Seahawks (W) 165 (10, 2)
10/17/10	Jeremy Maclin vs. Falcons (W)	159 (7, 2)	12/10/00	Chad Lewis (TE) at Browns (W) 100 (5, 0)
10/3/10	LeSean McCoy (RB) vs. Redskins (L)	110 (12, 0)	10/1/00	Torrance Small vs. Falcons (W) 122 (4, 1)
9/26/10	DeSean Jackson at Jaguars (W)	153 (5, 1)	10/31/99	Torrance Small vs. Giants (L) OT 119 (4, 1)
9/19/10	DeSean Jackson at Lions (W)	135 (4, 1)	11/30/97	Irving Fryar vs. Bengals (W) 122 (7, 0)
1/9/10	<u>Jeremy Maclin* at Cowboys (L)</u>	146 (7, 1)	11/23/97	Irving Fryar vs. Steelers (W) 116 (7, 1)
12/27/09	Brent Celek (TE) vs. Broncos (W)	121 (4, 1)	11/10/97	Irving Fryar vs. 49ers (L) 138 (9, 0)
12/20/09	DeSean Jackson vs. 49ers (W)	140 (6, 1)	10/12/97	Irving Fryar at Jaguars (L) 124 (10, 3)
12/13/09	DeSean Jackson at Giants (W)	178 (6, 1)	9/28/97	Irving Fryar at Vikings (L) 120 (9, 1)
11/22/09	DeSean Jackson at Bears (W)	107 (8, 1)	9/7/97	Irving Fryar vs. Packers (W) 125 (8, 0)
11/15/09	Jason Avant at Chargers (L)	156 (8, 0)		

* - denotes rookie

Underline - denotes playoff game

ALL-TIME 100-YARD RECEIVING GAMES



Date	Player/Opponent/Result	Yds (Rec, TD)			
8/31/97	Michael Timpson at Giants (L)	125 (9, 0)	12/2/84	John Spagnola (TE) vs. Cowboys (L)	114 (11, 0)
11/24/96	Irving Fryar at Cardinals (L)	131 (7, 0)	11/25/84	Mike Quick at Cardinals (L)	107 (8, 1)
11/17/96	Chris T. Jones vs. Redskins (L)	103 (7, 1)	11/4/84	Mike Quick at Lions (T) OT	110 (5, 1)
11/3/96	Irving Fryar at Cowboys (W)	120 (9, 1)	10/28/84	Mike Quick vs. Cardinals (L)	170 (6, 1)
10/27/96	Irving Fryar vs. Panthers (W)	143 (7, 0)	9/2/84	Mike Quick at Giants (L)	147 (8, 1)
10/20/96	Irving Fryar vs. Dolphins (W)	116 (8, 4)	12/18/83	Harold Carmichael at Cardinals (L)	102 (5, 0)
9/15/96	Chris T. Jones vs. Lions (W)	121 (9, 1)	11/27/83	Melvin Hoover at Redskins (L)	128 (4, 0)
12/30/95	<u>Fred Barnett vs. Lions (W)</u>	109 (8, 1)	11/27/83	Mike Quick at Redskins (L)	104 (5, 2)
12/17/95	Calvin Williams vs. Cardinals (W)	105 (7, 1)	11/6/83	Mike Quick vs. Cowboys (L)	120 (7, 1)
11/12/95	Fred Barnett vs. Broncos (W)	105 (7, 0)	10/2/83	Mike Quick at Falcons (W)	122 (4, 1)
12/24/94	Calvin Williams at Bengals (L)	122 (6, 0)	9/25/83	Mike Quick vs. Cardinals (L)	133 (6, 0)
11/6/94	Fred Barnett vs. Cardinals (W)	173 (11, 2)	9/18/83	Mike Quick at Broncos (W)	152 (6, 1)
10/24/94	Fred Barnett vs. Oilers (W)	187 (5, 1)	9/11/83	Mike Quick vs. Redskins (L)	106 (4, 1)
10/2/94	Calvin Williams at 49ers (W)	122 (9, 0)	9/11/83	Harold Carmichael vs. Redskins (L)	108 (9, 0)
9/12/94	Fred Barnett vs. Bears (W)	102 (8, 0)	11/28/82	Harold Carmichael at Redskins (L)	109 (6, 1)
1/3/94	James Joseph (RB) at 49ers (W) OT	109 (6, 0)	9/19/82	Harold Carmichael at Browns (W)	100 (6, 0)
12/19/93	Calvin Williams at Colts (W)	105 (6, 1)	11/8/81	Harold Carmichael at Cardinals (W)	103 (5, 2)
12/12/93	Herschel Walker (RB) vs. Bills (L)	109 (11, 0)	11/1/81	Harold Carmichael vs. Cowboys (L)	151 (5, 1)
11/28/93	Herschel Walker (RB) at Redskins (W)	103 (10, 0)	10/18/81	Harold Carmichael at Vikings (L)	109 (8, 1)
9/19/93	Calvin Williams vs. Redskins (W)	181 (8, 3)	10/18/81	Wilbert Montgomery (RB) at Vikings (L)	143 (10, 1)
1/3/93	<u>Fred Barnett at Saints (W)</u>	102 (4, 2)	12/14/80	Charles Smith vs. Cardinals (W)	134 (7, 0)
12/13/92	Fred Barnett at Seahawks (W) OT	161 (9, 0)	11/9/80	Charles Smith at Saints (W)	137 (9, 0)
9/20/92	Fred Barnett vs. Broncos (W)	102 (5, 1)	11/2/80	Charles Smith at Seahawks (W)	109 (5, 1)
9/20/92	Calvin Williams vs. Broncos (W)	108 (5, 2)	9/28/80	Harold Carmichael at Cardinals (L)	108 (5, 0)
9/13/92	Fred Barnett at Cardinals (W)	193 (8, 2)	9/7/80	Harold Carmichael vs. Broncos (W)	135 (3, 1)
11/17/91	Fred Barnett vs. Bengals (W)	106 (6, 0)	12/23/79	<u>Harold Carmichael vs. Bears (W)</u>	111 (6, 2)
11/10/91	Fred Barnett at Browns (W)	146 (8, 1)	9/10/79	Harold Carmichael vs. Falcons (L)	127 (9, 0)
9/22/91	Roy Green vs. Steelers (W)	114 (6, 0)	12/24/78	<u>Charlie Smith at Falcons (L)</u>	108 (7, 0)
9/15/91	Fred Barnett at Cowboys (W)	111 (7, 1)	12/3/78	Harold Carmichael at Vikings (L)	115 (4, 2)
9/1/91	Keith Byars (RB) at Packers (W)	111 (8, 1)	11/19/78	Harold Carmichael at Giants (W)	105 (5, 0)
1/5/91	<u>Keith Jackson (TE) vs. Redskins (L)</u>	116 (5, 0)	10/29/78	Harold Carmichael vs. Cardinals (L)	126 (7, 1)
12/16/90	Fred Barnett* vs. Packers (W)	108 (5, 0)	10/22/78	Keith Krepfle (TE) at Cowboys (L)	100 (4, 1)
12/2/90	Fred Barnett* at Bills (L)	112 (2, 1)	10/30/77	Harold Carmichael at Redskins (L)	116 (4, 1)
11/25/90	Keith Byars (RB) vs. Giants (W)	128 (8, 0)	11/9/75	Charles Smith vs. Cardinals (L)	102 (7, 0)
10/15/90	Fred Barnett* vs. Vikings (W)	114 (4, 1)	12/8/74	Charle Young (TE) at Giants (W)	103 (9, 1)
9/30/90	Keith Byars (RB) vs. Colts (L)	133 (12, 0)	11/17/74	Charle Young (TE) vs. Cardinals (L)	101 (7, 0)
12/18/89	Keith Byars (RB) at Saints (L)	109 (6, 0)	12/16/73	Harold Carmichael at Redskins (L)	111 (4, 0)
10/2/89	Cris Carter at Bears (L)	113 (8, 0)	12/16/73	Charle Young* (TE) at Redskins (L)	104 (5, 1)
9/17/89	Keith Byars (RB) at Redskins (W)	130 (8, 0)	12/9/73	Harold Carmichael vs. Jets (W)	146 (5, 1)
9/17/89	Keith Jackson (TE) at Redskins (W)	126 (12, 3)	12/2/73	Charle Young* (TE) at 49ers (L)	112 (6, 1)
9/10/89	Mike Quick vs. Seahawks (W)	140 (6, 1)	11/18/73	Charle Young* (TE) at Cowboys (L)	113 (4, 1)
12/31/88	<u>Keith Byars (RB) at Bears (L)</u>	103 (9, 0)	11/11/73	Harold Carmichael vs. Falcons (L)	105 (6, 1)
12/31/88	<u>Keith Jackson* (TE) at Bears (L)</u>	142 (7, 0)	11/4/73	Charle Young* (TE) vs. Patriots (W)	108 (8, 2)
10/10/88	Cris Carter vs. Giants (W)	162 (5, 1)	10/14/73	Harold Carmichael at Cardinals (W)	187 (12, 2)
9/18/88	Mike Quick at Redskins (L)	105 (4, 1)	9/30/73	Norm Bulaich vs. Redskins (L)	109 (6, 1)
12/20/87	Mike Quick at Jets (W)	148 (6, 2)	9/23/73	Harold Carmichael at Giants (T)	103 (5, 1)
11/29/87	Mike Quick at Patriots (W) OT	121 (5, 2)	12/17/72	Harold Carmichael at Cardinals (L)	100 (5, 1)
10/18/87	Otis Grant at Packers (L) OT	135 (7, 0)	11/26/72	Harold Jackson at Giants (L)	152 (5, 1)
10/11/87	Kevin Bowman at Cowboys (L)	123 (5, 1)	10/2/72	Harold Jackson vs. Giants (L)	138 (9, 0)
12/7/86	Mike Quick vs. Cardinals (T) OT	127 (5, 0)	9/24/72	Harold Jackson vs. Browns (L)	131 (7, 1)
11/30/86	Mike Quick at Raiders (W) OT	145 (8, 3)	9/17/72	Harold Jackson at Cowboys (L)	161 (9, 0)
9/21/86	Kenny Jackson vs. Broncos (L)	127 (5, 1)	12/19/71	Harold Jackson at Giants (W)	145 (7, 1)
12/1/85	Mike Quick vs. Vikings (L)	127 (8, 1)	12/12/71	Harold Jackson vs. Cardinals (W)	109 (4, 1)
11/10/85	Mike Quick vs. Falcons (W)	145 (3, 1)	11/28/71	Ben Hawkins vs. Redskins (L)	126 (7, 0)
11/3/85	Mike Quick at 49ers (L)	146 (6, 1)	11/21/71	Harold Jackson at Cardinals (W)	117 (8, 1)
10/27/85	Mike Quick vs. Bills (W)	117 (8, 1)	9/19/71	Ben Hawkins at Bengals (L)	118 (7, 2)
10/20/85	Kenny Jackson vs. Cowboys (W)	134 (6, 1)	11/1/70	Ben Hawkins at Cowboys (L)	105 (2, 1)
10/13/85	Herman Hunter* (RB) vs. Cardinals (W)	120 (6, 1)	10/11/70	Harold Jackson at Giants (L)	194 (7, 2)
10/6/85	John Spagnola (TE) at Saints (L)	124 (12, 2)	12/7/69	Ben Hawkins vs. Redskins (L)	112 (4, 0)
12/16/84	Mike Quick at Falcons (L)	135 (7, 1)	11/30/69	Gary Ballman at Saints (L)	119 (4, 1)
			11/23/69	Harold Jackson at Cardinals (W)	127 (8, 0)

* - denotes rookie

Underline - denotes playoff game

ALL-TIME 100-YARD RECEIVING GAMES



Date	Player/Opponent/Result	Yds (Rec, TD)			
10/26/69	Harold Jackson vs. Saints (W)	105 (6, 0)	10/1/61	Tommy McDonald vs. Cardinals (L)	187 (11, 0)
10/19/69	Harold Jackson at Cowboys (L)	107 (3, 1)	10/1/61	Bobby Walston vs. Cardinals (L)	127 (2, 0)
10/13/69	Harold Jackson at Colts (L)	138 (8, 1)	12/18/60	Tommy McDonald at Redskins (W)	116 (2, 2)
10/5/69	Gary Ballman vs. Cowboys (L)	108 (5, 0)	12/18/60	Timmy Brown (RB) at Redskins (W)	128 (5, 1)
9/28/69	Ben Hawkins vs. Steelers (W)	145 (7, 4)	12/18/60	Pete Retzlaff at Redskins (W)	110 (5, 1)
11/10/68	Fred Hill (TE) vs. Redskins (L)	114 (9, 0)	12/11/60	Timmy Brown (RB) at Steelers (L)	112 (3, 1)
10/27/68	Ben Hawkins at Steelers (L)	108 (7, 0)	12/4/60	Pete Retzlaff at Cardinals (W)	123 (5, 1)
10/6/68	Ben Hawkins at Redskins (L)	105 (6, 1)	11/20/60	Bobby Walston at Giants (W)	119 (6, 0)
9/29/68	Ben Hawkins vs. Cowboys (L)	103 (6, 0)	11/6/60	Tommy McDonald vs. Steelers (W)	141 (8, 3)
12/3/67	Ben Hawkins at Redskins (T)	151 (5, 2)	10/9/60	Pete Retzlaff vs. Cardinals (W)	132 (7, 2)
10/22/67	Ben Hawkins at Cardinals (L)	197 (6, 1)	12/6/59	Tommy McDonald at Redskins (W)	153 (9, 3)
10/15/67	Ben Hawkins vs. 49ers (L)	150 (6, 1)	11/15/59	Pete Retzlaff vs. Cardinals (W)	137 (5, 1)
10/1/67	Ben Hawkins vs. Steelers (W)	187 (8, 2)	10/25/59	Tommy McDonald at Cardinals (W)	122 (3, 2)
9/17/67	Gary Ballman vs. Redskins (W)	105 (4, 2)	10/4/59	Tommy McDonald vs. Giants (W)	133 (6, 3)
9/17/67	Ben Hawkins vs. Redskins (W)	100 (5, 0)	12/14/58	Tommy McDonald at Redskins (L)	148 (4, 0)
9/25/66	Pete Retzlaff (TE) vs. Giants (W)	120 (5, 1)	11/16/58	Bill Barnes (RB) vs. Cardinals (W)	109 (7, 0)
12/5/65	Ray Poage vs. Cowboys (L)	142 (5, 1)	10/26/58	Pete Retzlaff at Packers (L)	121 (6, 0)
12/5/65	Pete Retzlaff (TE) vs. Cowboys (L)	118 (6, 0)	10/14/56	Bobby Walston at Steelers (W)	108 (4, 1)
11/28/65	Pete Retzlaff (TE) at Cardinals (W)	148 (9, 3)	9/30/56	Bobby Walston at Rams (L)	115 (5, 0)
11/14/65	Pete Retzlaff (TE) vs. Redskins (W)	204 (7, 0)	12/11/55	Pete Pihos at Bears (L)	114 (11, 0)
11/7/65	Pete Retzlaff (TE) at Browns (L)	151 (7, 3)	12/4/55	Pete Pihos vs. Cardinals (W)	127 (10, 1)
10/17/65	Pete Retzlaff (TE) at Giants (L)	133 (6, 1)	11/27/55	Pete Pihos vs. Rams (L)	103 (6, 1)
9/26/65	Timmy Brown (RB) vs. Giants (L)	106 (8, 0)	11/13/55	Bill Stribling vs. Browns (W)	123 (6, 2)
9/19/65	Timmy Brown (RB) vs. Cardinals (W)	129 (7, 1)	11/6/55	Pete Pihos at Redskins (L)	119 (8, 1)
12/13/64	Pete Retzlaff (TE) at Cardinals (L)	106 (6, 1)	12/12/54	Pete Pihos vs. Giants (W)	119 (8, 1)
11/29/64	Pete Retzlaff (TE) at Browns (L)	100 (5, 1)	11/28/54	Jerry Williams (RB) vs. Redskins (W)	163 (6, 1)
11/8/64	Pete Retzlaff (TE) at Rams (L)	105 (6, 0)	11/7/54	Dom Moselle (RB) vs. Cardinals (W)	100 (7, 1)
10/25/64	Bill Mack at Steelers (W)	104 (3, 1)	10/23/54	Pete Pihos at Steelers (L)	111 (7, 1)
10/4/64	Timmy Brown (RB) vs. Steelers (W)	110 (2, 2)	10/17/54	Pete Pihos at Redskins (W)	132 (9, 3)
	Brown also 16-116-OTDs rushing		10/3/54	Jerry Williams (RB) at Cardinals (W)	166 (5, 1)
9/20/64	Pete Retzlaff (TE) vs. 49ers (L)	121 (8, 1)	10/3/54	Bobby Walston at Cardinals (W)	110 (5, 3)
9/13/64	Pete Retzlaff (TE) vs. Giants (W)	139 (6, 1)	11/21/53	Pete Pihos vs. Cardinals (W)	113 (7, 0)
10/13/63	Tommy McDonald at Redskins (W)	139 (8, 2)	11/15/53	Pete Pihos vs. Colts (W)	118 (7, 1)
10/6/63	Pete Retzlaff (TE) vs. Cowboys (W)	107 (4, 0)	11/15/53	Bobby Walston vs. Colts (W)	110 (7, 0)
9/15/63	Tommy McDonald vs. Steelers (T)	179 (7, 2)	11/8/53	Bobby Walston vs. Giants (W)	176 (8, 2)
12/16/62	Tommy McDonald at Cardinals (L)	162 (4, 3)	11/8/53	Pete Pihos vs. Giants (W)	145 (7, 2)
12/16/62	Timmy Brown (RB) at Cardinals (L)	199 (5, 2)	10/25/53	Pete Pihos at Cardinals (W)	156 (8, 1)
12/9/62	Pete Retzlaff (TE) vs. Steelers (L)	122 (7, 2)	10/10/53	Bobby Walston at Browns (L)	110 (4, 0)
12/2/62	Pete Retzlaff (TE) at Redskins (W)	135 (8, 1)	12/7/52	Bud Grant vs. Dallas Texans (W)	203 (11, 2)
11/25/62	Tommy McDonald vs. Cowboys (W)	108 (3, 1)	11/30/52	Bud Grant at Cardinals (L)	186 (8, 1)
11/25/62	Pete Retzlaff (TE) vs. Cowboys (W)	113 (4, 0)	11/23/52	Bobby Walston at Browns (W)	121 (4, 1)
10/28/62	Timmy Brown (RB) at Vikings (L)	174 (5, 1)	10/12/52	Bud Grant vs. Steelers (W)	111 (5, 1)
10/21/62	Howard Cassady vs. Redskins (L)	133 (8, 2)	9/28/52	Bud Grant at Steelers (W)	135 (4, 1)
10/14/62	Tommy McDonald at Cowboys (L)	131 (7, 0)	10/21/51	Bobby Walston* at Giants (L)	118 (6, 2)
9/30/62	Tommy McDonald vs. Browns (W)	140 (6, 1)	10/22/50	Jack Ferrante at Steelers (W)	118 (5, 0)
9/23/62	Timmy Brown (RB) vs. Giants (L)	160 (9, 1)	10/15/50	Jack Ferrante at Colts (W)	103 (6, 0)
9/16/62	Pete Retzlaff (TE) vs. Cardinals (L)	126 (4, 0)	10/7/50	Jack Ferrante vs. Rams (W)	101 (4, 2)
12/17/61	Pete Retzlaff at Lions (W)	105 (9, 1)	11/13/49	Clyde Scott* (RB) at Redskins (W)	127 (4, 1)
12/10/61	Tommy McDonald vs. Giants (L)	237 (7, 2)	12/12/48	Jack Ferrante vs. Lions (W)	184 (7, 3)
11/26/61	Tommy McDonald vs. Cowboys (W)	131 (5, 3)	11/28/48	Pete Pihos vs. Steelers (W)	112 (7, 1)
11/5/61	Tommy McDonald vs. Bears (W)	109 (6, 1)	11/7/48	Pete Pihos at Giants (W)	128 (5, 2)
10/29/61	Tommy McDonald at Redskins (W)	141 (7, 1)	12/14/47	Pete Pihos* vs. Packers (W)	108 (4, 1)
10/29/61	Pete Retzlaff at Redskins (W)	125 (7, 2)	11/11/45	Jack Ferrante vs. Giants (W)	135 (5, 2)
			10/28/45	Jack Ferrante vs. Browns (W)	101 (5, 1)

* - denotes rookie

Underline - denotes playoff game

ALL-TIME 100-YARD RECEIVING GAMES



Date	Player/Opponent/Result	Yds (Rec, TD)
12/5/43	Tony Bova vs. Packers (L)	106 (3, 2)
11/1/42	Fred Meyer* at Redskins (L)	119 (4, 0)
12/1/40	Don Looney* at Redskins (L)	180 (14, 0)
10/26/40	Lester McDonald vs. Brook. Dodg. (L)	102 (6, 0)
9/22/40	Don Looney* at Rams (L)	129 (8, 2)
9/15/40	Don Looney* at Packers (L)	115 (8, 1)
11/19/39	Herschel Ramsey at Bears (L)	131 (8, 1)
9/11/38	Joe Carter vs. Redskins (L)	116 (6, 2)
11/14/37	Joe Carter at Packers (L)	139 (6, 1)

* - denotes rookie

Underline - denotes playoff game

MOST 100-YARD RECEIVING GAMES, Career

1.	Pete Retzlaff	23
2.	Harold Carmichael	21
	Mike Quick	21
4.	DeSean Jackson	20
5.	Tommy McDonald	17
6.	Fred Barnett	15
7.	Jeremy Maclin	14
	Pete Pihos	14
9.	Ben Hawkins	13
	Harold Jackson	13

*includes playoff games

MOST 150-YARD RECEIVING GAMES, Career

1.	DeSean Jackson	7
2.	Jeremy Maclin	5
	Tommy McDonald	5
4.	Ben Hawkins	4
	Fred Barnett	4

MOST 200-YARD RECEIVING GAMES, Career

1.	DeSean Jackson	1
	Kevin Curtis	1
	Pete Retzlaff	1
	Tommy McDonald	1
	Bud Grant	1

MOST 100-YARD RECEIVING GAMES, Season

1.	Terrell Owens (2004)	7
2.	Irving Fryar (1997)	6
	Mike Quick (1983)	6
4.	(nine times) last by DeSean Jackson (2013)	5

*regular season only

CONSECUTIVE 100-YD RECEIVING GAMES

PLAYER (YEAR)	GAMES
1. Terrell Owens (2004)	5
Harold Jackson (last 2 in 1971, first 3 in 1972)	5
3. Mike Quick (1983)	4
4. (seven times) last by Irving Fryar (1996)	3

ALL-TIME MULTI-SACK GAMES



Date	Player/Opponent/Result	Sacks		
12/3/17	Brandon Graham at Seahawks (L)	1.5	12/31/06	Juqua Parker vs. Falcons (W) 2.0
11/19/17	Derek Barnett* at Cowboys (W)	2.0	11/19/06	Trent Cole vs. Titans (L) 1.5
10/23/17	Derek Barnett* vs. Redskins (W)	2.0	10/8/06	Darwin Walker vs. Cowboys (W) 3.0
9/10/17	Brandon Graham at Redskins (W)	2.0	10/8/06	Darren Howard vs. Cowboys (W) 2.0
12/11/16	Fletcher Cox vs. Redskins (L)	1.5	9/17/06	Jevon Kearse vs. Giants (L) 2.5
9/25/16	Fletcher Cox vs. Steelers (W)	2.0	9/17/06	Trent Cole vs. Giants (L) 2.0
12/26/15	Fletcher Cox vs. Redskins (L)	2.0	9/17/06	Mike Patterson vs. Giants (L) 1.5
12/6/15	Brandon Graham at Patriots (W)	2.0	9/10/06	Trent Cole at Texans (W) 2.0
12/6/15	Connor Barwin at Patriots (W)	2.0	11/20/05	Jevon Kearse at Giants (L) 2.5
11/26/15	Vinny Curry at Lions (L)	2.0	11/20/05	Trent Cole* at Giants (L) 2.0
11/8/15	Brandon Graham at Cowboys (W)	2.0	11/14/05	Trent Cole* vs. Cowboys (L) 2.0
10/11/15	Fletcher Cox vs. Saints (W)	3.0	9/12/05	Brian Dawkins at Falcons (L) 1.5
11/23/14	Connor Barwin vs. Titans (W)	2.0	9/12/05	Darwin Walker at Falcons (L) 1.5
11/23/14	Trent Cole vs. Titans (W)	2.0	1/23/05	<u>Derrick Burgess vs. Falcons (W)</u> 2.0
11/10/14	Brandon Graham vs. Panthers (W)	1.5	12/5/04	Corey Simon vs. Packers (W) 2.0
11/10/14	Connor Barwin vs. Panthers (W)	3.5	12/5/04	Darwin Walker vs. Packers (W) 2.0
10/12/14	Vinny Curry vs. Giants (W)	2.0	11/28/04	Corey Simon at Giants (W) 2.0
10/12/14	Connor Barwin vs. Giants (W)	3.0	11/7/04	Sam Rayburn at Steelers (L) 2.0
10/5/14	Connor Barwin vs. Rams (W)	2.0	10/31/04	Jevon Kearse vs. Ravens (W) 2.0
12/22/13	Trent Cole vs. Bears (W)	3.0	9/26/04	Jevon Kearse at Lions (W) 3.0
12/22/13	Mychal Kendricks vs. Bears (W)	2.0	11/16/03	Darwin Walker vs. Giants (W) 1.5
12/1/13	Brandon Graham vs. Cardinals (W)	2.0	12/21/02	N.D. Kalu at Cowboys (W) 2.0
12/1/13	Trent Cole vs. Cardinals (W)	2.0	12/8/02	Brandon Whiting at Seahawks (W) 2.0
11/17/13	Trent Cole vs. Redskins (W)	2.0	12/1/02	N.D. Kalu vs. Rams (W) 3.0
12/13/12	Brandon Graham vs. Bengals (L)	2.5	12/1/02	Hugh Douglas vs. Rams (W) 2.0
12/13/12	Fletcher Cox* vs. Bengals (L)	1.5	11/3/02	Hugh Douglas at Bears (W) 2.0
12/2/12	Brandon Graham at Cowboys (L)	1.5	10/20/02	Carlos Emmons vs. Buccaneers (W) 2.0
9/23/12	Jason Babin at Cardinals (L)	1.5	12/9/01	Derrick Burgess at Chargers (W) 2.0
12/18/11	Jason Babin vs. Jets (W)	3.0	11/29/01	Corey Simon at Chiefs (W) 2.0
12/11/11	Jason Babin at Dolphins (W)	3.0	11/25/01	Corey Simon vs. Redskins (L) 2.0
12/11/11	Trent Cole at Dolphins (W)	3.0	11/18/01	Troy Vincent at Cowboys (W) 1.5
12/1/11	Jason Babin at Seahawks (L)	2.0	11/11/01	Hugh Douglas vs. Vikings (W) 2.5
10/30/11	Jason Babin vs. Cowboys (W)	2.0	11/4/01	Hugh Douglas vs. Cardinals (W) 2.0
10/2/11	Jason Babin vs. 49ers (L)	3.0	9/23/01	Brandon Whiting at Seahawks (W) 2.0
9/18/11	Cullen Jenkins at Falcons (L)	2.0	12/31/00	<u>Hugh Douglas vs. Buccaneers (W)</u> 2.0
9/11/11	Jason Babin at Rams (W)	2.0	11/19/00	Brian Dawkins vs. Cardinals (W) 2.0
11/28/10	Trent Cole at Bears (L)	2.0	11/19/00	Jeremiah Trotter vs. Cardinals (W) 2.0
10/17/10	Trent Cole vs. Falcons (W)	2.0	11/19/00	Corey Simon* vs. Cardinals (W) 1.5
9/26/10	Trent Cole at Jaguars (W)	2.0	11/5/00	Brandon Whiting vs. Cowboys (W) 1.5
9/26/10	Trevor Laws at Jaguars (W)	2.0	10/22/00	Hugh Douglas vs. Bears (W) 1.5
9/12/10	Juqua Parker vs. Packers (L)	2.0	10/8/00	Hugh Douglas vs. Redskins (L) 2.0
12/20/09	Trent Cole vs. 49ers (W)	2.0	9/24/00	Corey Simon* at Saints (W) 2.0
12/13/09	Darren Howard at Giants (W)	2.0	9/17/00	Hugh Douglas at Packers (L) 2.5
10/26/09	Trent Cole at Redskins (W)	2.0	9/3/00	Hugh Douglas at Cowboys (W) 2.0
9/13/09	Darren Howard at Panthers (W)	2.0	1/2/00	Tyrone Williams vs. Rams (W) 2.0
12/28/08	Chris Clemons vs. Cowboys (W)	2.0	12/19/99	Mike Mamula vs. Patriots (W) 3.0
11/16/08	Trent Cole at Bengals (T)	2.0	10/31/99	Greg Jefferson vs. Giants (L) 1.5
11/16/08	Darren Howard at Bengals (T)	2.0	11/22/98	Bill Johnson at Giants (L) 1.5
11/2/08	Darren Howard at Seahawks (W)	1.5	11/15/98	Hugh Douglas at Redskins (L) 1.5
9/21/08	Juqua Parker vs. Steelers (W)	2.5	11/8/98	Hugh Douglas vs. Lions (W) 2.5
9/21/08	Darren Howard vs. Steelers (W)	2.0	10/18/98	Hugh Douglas at Chargers (L) 4.5
9/21/08	Omar Gaither vs. Steelers (W)	1.5	10/11/98	Hollis Thomas vs. Redskins (W) 2.0
12/9/07	Trent Cole vs. Giants (L)	2.0	10/11/98	Hugh Douglas vs. Redskins (W) 1.5
10/28/07	Trent Cole at Vikings (W)	2.0	10/11/98	Al Wallace vs. Redskins (W) 1.5
9/23/07	Trent Cole vs. Lions (W)	3.5	12/14/97	Greg Jefferson at Falcons (L) 2.0
9/23/07	Brodrick Bunkley vs. Lions (W)	2.0	11/2/97	Hollis Thomas at Cardinals (L) 1.5
9/23/07	Juqua Parker vs. Lions (W)	2.0	10/26/97	Rhett Hall vs. Cowboys (W) 3.5
9/9/07	Trent Cole at Packers (L)	1.5	10/26/97	William Thomas vs. Cowboys (W) 2.0
1/13/07	<u>Darwin Walker at Saints (L)</u>	2.0	9/15/97	Bobby Taylor at Cowboys (L) 2.0
12/31/06	Matt McCoy vs. Falcons (W)	2.0	12/22/96	William Fuller vs. Cardinals (W) 3.0
		2.0	12/1/96	William Fuller vs. Giants (W) 2.0

* - denotes rookie

Underline - denotes playoff game

ALL-TIME MULTI-SACK GAMES



Date	Player/Opponent/Result	Sacks			
9/1/96	Mike Mamula at Redskins (W)	2.0	10/15/90	Jessie Small vs. Vikings (W)	2.0
12/17/95	William Fuller vs. Cardinals (L)	2.0	9/30/90	Reggie White vs. Colts (L)	3.0
12/10/95	William Fuller vs. Cowboys (W)	1.5	9/16/90	Mike Pitts vs. Phoenix Cardinals (L)	2.0
12/3/95	William Fuller at Seahawks (L)	2.0	9/16/90	Reggie White vs. Phoenix Cardinals (L)	2.0
12/3/95	Kevin Johnson at Seahawks (L)	2.0	12/18/89	Jerome Brown at Saints (L)	2.0
11/19/95	Mike Mamula vs. Giants (W)	3.0	10/29/89	Clyde Simmons at Broncos (W)	3.5
11/19/95	Andy Harmon vs. Giants (W)	2.0	10/29/89	Reggie White at Broncos (W)	1.5
10/29/95	William Fuller vs. Rams (W)	2.0	10/22/89	Seth Joyner vs. Los Angeles Raiders (W)	2.0
10/29/95	Andy Harmon vs. Rams (W)	2.0	10/15/89	Jerome Brown at Phoenix Cardinals (W)	2.5
10/15/95	Andy Harmon at Giants (W)	2.0	10/8/89	Reggie White vs. Giants (W)	2.0
10/15/95	Kevin Johnson at Giants (W)	2.0	9/24/89	Reggie White vs. 49ers (L)	2.5
10/8/95	Andy Harmon vs. Redskins (W)	3.0	9/24/89	Mike Pitts vs. 49ers (L)	2.0
10/1/95	Mike Mamula at Saints (W)	2.0	9/24/89	Clyde Simmons vs. 49ers (L)	2.0
12/18/94	Mike Flores vs. Giants (L)	2.0	9/17/89	Jerome Brown at Redskins (W)	2.0
12/4/94	William Fuller at Cowboys (L)	1.5	9/10/89	Clyde Simmons vs. Seahawks (W)	2.0
11/6/94	Andy Harmon vs. Cardinals (W)	2.0	12/18/88	Reggie White at Cowboys (W)	2.0
10/24/94	William Thomas vs. Oilers (W)	2.0	12/10/88	Reggie White at Phoenix Cardinals (W)	2.0
9/18/94	Bill Romanowski vs. Packers (W)	1.5	11/27/88	Clyde Simmons vs. Phoenix Cardinals (W)	2.5
9/12/94	William Fuller vs. Bears (W)	2.0	11/6/88	Reggie White vs. Los Angeles Rams (W)	2.0
1/3/94	Andy Harmon vs. 49ers (W)	3.0	10/30/88	Reggie White vs. Falcons (L)	2.0
12/26/93	Clyde Simmons vs. Saints (W)	2.0	10/10/88	Reggie White vs. Giants (W)	2.5
12/6/93	Andy Harmon at Cowboys (L)	2.5	10/2/88	Clyde Simmons vs. Oilers (W)	2.0
11/28/93	Mike Flores at Redskins (W)	2.0	9/25/88	Reggie White at Vikings (L)	4.0
10/31/93	Andy Harmon vs. Cowboys (L)	2.0	12/27/87	Reggie White vs. Bills (W)	2.0
9/19/93	Clyde Simmons vs. Redskins (W)	2.0	12/20/87	Reggie White at Jets (W)	2.0
12/27/92	Clyde Simmons vs. Giants (W)	1.5	12/6/87	Reggie White at Giants (L)	2.0
12/13/92	Clyde Simmons at Seahawks (W)	2.0	11/29/87	Mike Pitts at Patriots (W)	2.0
12/13/92	Reggie White at Seahawks (W)	2.0	11/29/87	Reggie White at Patriots (W)	2.0
12/6/92	Andy Harmon vs. Vikings (W)	2.5	11/22/87	Reggie White vs. St. Louis Rams (L)	2.0
11/29/92	Mike Pitts at 49ers (L)	2.0	11/15/87	Reggie White vs. Giants (L)	3.0
11/22/92	Reggie White at Giants (W)	3.5	11/1/87	Jerome Brown at St. Louis Rams (W)	2.0
11/22/92	Clyde Simmons at Giants (W)	3.0	11/1/87	Reggie White at St. Louis Rams (W)	2.0
11/8/92	Clyde Simmons vs. Los Angeles Raiders (W)	1.5	10/25/87	Reggie White vs. Cowboys (W)	2.5
11/8/92	Reggie White vs. Los Angeles Raiders (W)	1.5	10/18/87	Fred Smalls at Packers (L)	2.5
10/11/92	Clyde Simmons at Chiefs (L)	2.0	10/18/87	Ray Phillips at Packers (L)	1.5
10/5/92	Reggie White vs. Cowboys (W)	2.0	9/20/87	Clyde Simmons vs. Saints (W)	1.5
9/20/92	Clyde Simmons vs. Broncos (W)	1.5	9/20/87	Reggie White vs. Saints (W)	1.5
9/13/92	Clyde Simmons at Phoenix Cardinals (W)	3.0	12/14/86	Reggie White at Cowboys (W)	3.0
12/22/91	Reggie White vs. Redskins (W)	2.0	12/7/86	Reggie White vs. St. Louis Rams (T)	2.0
12/8/91	Clyde Simmons at Giants (W)	2.0	11/30/86	Reggie White at Los Angeles Raiders (W)	4.0
12/2/91	Seth Joyner at Oilers (W)	2.0	11/23/86	Ken Clarke at Seahawks (L)	2.0
11/17/91	Clyde Simmons vs. Bengals (W)	2.0	11/9/86	Greg Brown vs. Giants (L)	2.0
11/17/91	Reggie White vs. Bengals (W)	2.0	11/2/86	Reggie White at St. Louis Rams (L)	4.0
11/4/91	Clyde Simmons vs. Giants (W)	1.5	10/5/86	Garry Cobb at Falcons (W)	4.0
11/4/91	Reggie White vs. Giants (W)	1.5	9/7/86	Ken Clarke at Redskins (L)	2.0
10/6/91	Wes Hopkins at Buccaneers (L)	2.0	12/22/85	Garry Cobb at Vikings (W)	2.0
9/22/91	Clyde Simmons vs. Steelers (W)	2.0	12/22/85	Reggie White at Vikings (W)	2.0
9/15/91	Clyde Simmons at Cowboys (W)	4.5	12/22/85	Reggie Wilkes at Vikings (W)	2.0
9/15/91	Jerome Brown at Cowboys (W)	2.5	12/8/85	Ray Ellis vs. Redskins (L)	2.0
9/15/91	Mike Golic at Cowboys (W)	2.0	11/17/85	Reggie White at St. Louis Rams (W)	3.0
9/1/91	Reggie White at Packers (W)	3.0	11/10/85	Ken Clarke vs. Falcons (W)	2.0
12/29/90	Seth Joyner at Phoenix Cardinals (W)	2.0	11/10/85	Reggie White vs. Falcons (W)	2.0
12/16/90	Clyde Simmons vs. Packers (W)	1.5	10/13/85	Greg Brown vs. St. Louis Rams (W)	3.0
12/16/90	Reggie White vs. Packers (W)	1.5	10/6/85	Greg Brown at Saints (L)	1.5
11/18/90	Clyde Simmons at Falcons (W)	2.0	10/6/85	Ken Clarke at Saints (L)	1.5
11/12/90	Reggie White vs. Redskins (W)	2.0	9/29/85	Reggie White vs. Giants (L)	2.5
11/4/90	Seth Joyner vs. Patriots (W)	2.0	9/29/85	Ken Clarke vs. Giants (L)	1.5
			12/16/84	Greg Brown at Falcons (L)	4.0

* - denotes rookie

Underline - denotes playoff game

ALL-TIME MULTI-SACK GAMES



Date	Player/Opponent/Result	Sacks
12/16/84	Ken Clarke at Falcons (L)	2.0
12/16/84	Byron Darby at Falcons (L)	2.0
12/9/84	Byron Darby vs. Patriots (W)	1.5
12/9/84	Dennis Harrison vs. Patriots (W)	1.5
12/2/84	Greg Brown vs. Cowboys (L)	1.5
11/25/84	Dennis Harrison at St. Louis Rams (L)	1.5
11/4/84	Ken Clarke at Lions (T)	3.0
10/21/84	Dennis Harrison vs. Giants (W)	2.0
10/21/84	Greg Brown vs. Giants (W)	1.5
10/14/84	Ken Clarke vs. Colts (W)	2.0
10/14/84	Dennis Harrison vs. Colts (W)	2.0
9/30/84	Greg Brown at Redskins (L)	2.0
12/18/83	Greg Brown at St. Louis Rams (L)	2.5
11/20/83	Greg Brown vs. Giants (L)	2.0
11/13/83	Dennis Harrison at Bears (L)	3.0
10/9/83	Dennis Harrison at Giants (W)	2.0
10/2/83	Dennis Harrison at Falcons (W)	3.0
9/25/83	Carl Hairston at St. Louis Rams (L)	2.0
9/25/83	Joel Williams at St. Louis Rams (L)	1.5
12/26/82	Greg Brown at Cowboys (W)	2.0
12/26/82	Dennis Harrison at Cowboys (W)	1.5
12/19/82	Carl Hairston vs. Oilers (W)	2.0
12/11/82	Dennis Harrison at Giants (L)	2.0
12/5/82	Dennis Harrison vs. St. Louis Rams (L)	2.0
11/28/82	Dennis Harrison at Redskins (L)	2.0

* - denotes rookie

Underline - denotes playoff game

MOST MULTI-SACK GAMES, Career

1. Reggie White 38
2. Clyde Simmons 22
3. Trent Cole 20
4. Hugh Douglas 13
5. Dennis Harrison 11

*includes playoff games

MOST MULTI-SACK GAMES, Season

1. Reggie White (1987) 9
2. Clyde Simmons (1992) 7
3. Jason Babin (2011) 6
- Reggie White (1988) 6
5. Hugh Douglas (2000) 5
- Clyde Simmons (1991) 5

*regular season only

MOST 3-SACK GAMES, Career

1. Reggie White 9
2. Clyde Simmons 4
3. Trent Cole 3
- Jason Babin 3
5. Connor Barwin, four other players tied with 2

*includes playoffs

MOST 3-SACK GAMES, Season

1. Jason Babin (2011) 3
- Reggie White (1986) 3
3. Connor Barwin (2014) 2
- Dennis Harrison (1983) 2
- Clyde Simmons (1992) 2

*regular season only

MOST CONSECUTIVE MULTI-SACK GAMES

1. Reggie White (1987) 4
2. Jason Babin (2011) 3
- William Fuller (1995) 3
- Andy Harmon (1995) 3
- Dennis Harrison (1982) 3
- Reggie White (1986) 3

MULTI-INTERCEPTION GAMES SINCE 1960



Date	Player/Opponent/Result	INTs
1/1/17	Jordan Hicks (LB) vs. Cowboys (W)	2
12/22/16	Malcolm Jenkins vs. Giants (W)	2
9/9/12	Dominique Rodgers-Cromartie at Browns (W)	2
9/9/12	Kurt Coleman at Browns (W)	2
10/16/11	Kurt Coleman at Redskins (W)	3
11/21/10	Asante Samuel vs. Giants (W)	2
11/15/10	Dimitri Patterson at Redskins (W)	2
11/7/10	Asante Samuel vs. Colts (W)	2
11/29/09	Asante Samuel vs. Redskins (W)	2
10/11/09	Asante Samuel vs. Buccaneers (W)	2
9/13/09	Sheldon Brown at Panthers (W)	2
10/8/06	Lito Sheppard vs. Cowboys (W)	2
10/2/05	Sheldon Brown at Chiefs (W)	2
10/17/04	Lito Sheppard vs. Panthers (W)	2
12/8/02	Bobby Taylor at Seahawks (W)	2
1/12/02	<u>Damon Moore vs. Buccaneers (W)</u>	2
12/16/01	Brian Dawkins at Redskins (W)	2
9/24/00	Troy Vincent at Saints (W)	2
12/19/99	Troy Vincent vs. Patriots (W)	2
12/14/96	Michael Zordich at Jets (W)	2
9/22/96	William Thomas at Falcons (W)	2
12/17/95	William Thomas vs. Cardinals (W)	2
10/15/95	William Thomas at Giants (W)	2
12/26/93	Eric Allen vs. Saints (W)	2
10/17/93	Mark McMillian at Giants (L)	2
1/3/93	<u>Eric Allen at Saints (W)</u>	2
11/8/92	Eric Allen vs. Los Angeles Raiders (W)	2
11/17/91	Wes Hopkins vs. Bengals (W)	2
9/15/91	Rich Miano at Cowboys (W)	2
12/23/90	Eric Allen vs. Cowboys (W)	2
12/18/88	Wes Hopkins at Cowboys (W)	2
11/20/88	Terry Hoage at Giants (W)	2
9/4/88	Terry Hoage at Buccaneers (W)	2
9/20/87	Elbert Foules vs. Saints (W)	2
12/21/86	Roynell Young vs. Redskins (L)	2
9/14/86	Andre Waters at Bears (L)	2
10/20/85	Wes Hopkins vs. Cowboys (W)	2
12/2/84	Wes Hopkins vs. Cowboys (L)	2
12/19/82	Roynell Young vs. Oilers (W)	2
12/20/81	Herman Edwards vs. St. Louis Rams (W)	2
9/17/81	Brenard Wilson at Bills (W)	2
1/3/81	<u>Herman Edwards vs. Vikings (W)</u>	2
1/3/81	<u>Roynell Young vs. Vikings (W)</u>	2
9/22/80	Herman Edwards vs. Giants (W)	2
11/4/79	Herman Edwards vs. Browns (L)	2
10/14/79	Randy Logan at St. Louis Rams (W)	2
12/17/78	Herman Edwards vs. Giants (W)	2
9/17/78	Deac Sanders at Saints (W)	2
12/4/77	Randy Logan at Cowboys (L)	2
11/6/77	Deac Sanders vs. Saints (W)	2
10/9/77	Deac Sanders at Giants (W)	2
12/21/75	Frank LeMaster at Redskins (W)	2
12/21/75	Artimus Parker at Redskins (W)	2
11/30/75	Bill Bergey vs. 49ers (W)	2
10/5/75	Bill Bradley vs. Redskins (W)	2
11/5/72	Bill Bradley vs. St. Louis Rams (T)	2
10/8/72	Bill Bradley at Redskins (L)	2
12/12/71	Leroy Keyes vs. St. Louis Rams (W)	2
11/21/71	Bill Bradley at St. Louis Rams (W)	2
11/7/71	Bill Bradley at Redskins (T)	2
10/31/71	Bill Bradley vs. Broncos (W)	2
9/26/71	Bill Bradley vs. Cowboys (L)	2
11/8/70	Adrian Young vs. Dolphins (W)	2
12/21/69	Joe Scarpati at 49ers (L)	2
10/13/69	Nate Ramsey at Baltimore Colts (L)	2
11/17/68	Al Nelson at Giants (L)	2
10/29/67	Ron Medved vs. Cowboys (W)	2
10/23/66	Joe Scarpati at Giants (W)	3
9/18/66	Joe Scarpati vs. Falcons (W)	2
12/12/65	Jim Nettles at Steelers (W)	3
12/12/65	Joe Scarpati at Steelers (W)	2
11/28/65	Nate Ramsey at St. Louis Rams (W)	3
11/28/65	Al Nelson at St. Louis Rams (W)	2
12/13/64	Nate Ramsey at St. Louis Rams (L)	2
12/1/63	Dave Lloyd at Steelers (T)	2
10/13/63	Don Burroughs at Redskins (W)	2
12/9/62	Ben Scotti vs. Steelers (L)	2
10/6/62	Don Burroughs at Steelers (L)	2
12/3/61	Don Burroughs at Steelers (W)	3
12/3/61	Chuck Bednarik at Steelers (W)	2
11/27/60	Don Burroughs vs. Giants (W)	2
10/16/60	Gene Johnson vs. Lions (W)	2
10/9/60	Don Burroughs vs. St. Louis Rams (W)	2
9/30/60	Chuck Weber at Cowboys (W)	3

* - denotes rookie

Underline - denotes playoff game

MOST MULTI-INT GAMES, Career

1. Bill Bradley 7
 2. Don Burroughs 5
 - Herman Edwards 5
 4. Asante Samuel, Eric Allen 4
 - Wes Hopkins, Joe Scarpati 4
- *includes playoff games

MOST MULTI-INT GAMES, Season

1. Bill Bradley (1971) 4
 2. eight times, last by Asante Samuel (2010) 2
- *regular season only

MOST 3-INT GAMES, Career

1. Kurt Coleman 1
 - Don Burroughs 1
 - Jim Nettles 1
 - Nate Ramsey 1
 - Joe Scarpati 1
 - Chuck Weber 1
- *includes playoffs

CONSECUTIVE MULTI-INT GAMES

1. Bill Bradley (1971) 2

ALL-TIME INTERCEPTION RETURNS FOR TDs



Date	Player/Opponent/Result	Yards	
1/21/18	<u>Patrick Robinson vs. Vikings (W)</u>	50	10/15/78 John Sanders vs. Washington (W) 19
10/29/17	Jalen Mills vs. 49ers (W)	37	12/21/75 Frank LeMaster at Redskins (W) 89
12/22/16	Malcolm Jenkins vs. Giants (W)	34	12/21/75 Joe Lavender at Redskins (W) 36
12/11/16	Leodis McKelvin vs. Redskins (L)	29	9/29/74 Joe Lavender vs. Baltimore Colts (W) 37
10/16/16	Malcolm Jenkins at Redskins (L)	64	12/9/73 John Outlaw vs. Jets (W) 45
12/6/15	Malcolm Jenkins at Patriots (W)	99	12/19/71 Al Nelson at Giants (W) 19
11/8/15	Jordan Hicks* at Cowboys (W)	67	10/19/69 Bill Bradley* at Cowboys (L) 56
10/19/15	Nolan Carroll vs. Giants (W)	17	10/13/69 Nate Ramsey at Baltimore Colts (L) 26
11/10/14	Bradley Fletcher vs. Panthers (W)	34	9/21/69 Joe Scarpati vs. Browns (L) 34
9/28/14	Malcolm Jenkins at 49ers (L)	53	12/10/67 Joe Scarpati at Cowboys (L) 67
12/22/13	Brandon Boykin vs. Bears (W)	54	10/8/67 Don Hultz at Falcons (W) 16
11/13/11	Asante Samuel vs. Cardinals (L)	20	11/20/66 Jim Nettles at 49ers (W) 34
11/15/10	Dimitri Patterson at Redskins (W)	40	12/12/65 Jim Nettles* at Steelers (W) 56
12/6/09	Sheldon Brown at Falcons (W)	83	12/12/65 George Tarasovic at Steelers (W) 40
10/26/09	Will Witherspoon at Redskins (W)	9	12/12/65 Maxie Baughan at Steelers (W) 33
1/4/09	<u>Asante Samuel at Vikings (W)</u>	44	12/6/64 Joe Scarpati* vs. Cowboys (W) 24
12/15/08	Asante Samuel vs. Browns (W)	50	10/25/64 Irv Cross at Steelers (W) 94
10/12/08	Juqua Parker at 49ers (W)	55	11/10/63 Lee Roy Caffey* at Giants (L) 87
12/17/06	Trent Cole at Giants (W)	19	10/13/57 Jimmy Harris* at Browns (L) 65
12/10/06	Michael Lewis at Redskins (W)	84	10/5/57 Jerry Norton vs. Giants (L) 99
11/12/06	Sheldon Brown vs. Redskins (W)	70	10/14/56 Eddie Bell at Steelers (W) 28
10/8/06	Lito Sheppard vs. Cowboys (W)	102	11/13/55 Bibbles Bawel vs. Browns (W) 40
10/2/05	Sheldon Brown at Chiefs (W)	40	10/15/55 Bibbles Bawel at Steelers (L) 42
11/15/04	Lito Sheppard at Cowboys (W)	101	12/12/54 Jerry Norton* vs. Giants (W) 69
10/17/04	Lito Sheppard vs. Panthers (W)	64	11/15/53 Chuck Bednarik vs. Baltimore Colts (W) 26
10/5/03	ND Kalu vs. Redskins (W)	15	12/14/52 Mike Jarmoluk at Redskins (L) 45
1/11/03	<u>Bobby Taylor vs. Falcons (W)</u>	39	12/7/52 Vic Sears vs. Dallas Texans (W) 9
12/21/02	Shawn Barber at Cowboys (W)	80	11/2/52 Russ Craft at Packers (L) 32
12/1/02	Bobby Taylor vs. Rams (W)	23	10/29/50 Joe Muha vs. Redskins (W) 19
1/12/02	<u>Damon Moore vs. Buccaneers (W)</u>	59	10/22/50 Norm Willey* at Steelers (W) 41
11/18/01	Jeremiah Trotter at Cowboys (W)	50	9/24/50 Frank Reagan at Chicago Cardinals (W) 46 (lateral)
11/18/01	William Hampton at Cowboys (W)	33	12/4/49 Joe Muha at Giants (W) 28
11/19/00	Mike Caldwell vs. Cardinals (W)	26	11/20/49 Pat McHugh vs. NY Bulldogs (W) 21
9/3/00	Jeremiah Trotter at Cowboys (W)	27	11/10/46 Gil Steinke at Giants (L) 52
1/2/00	Mike Mamula vs. Rams (W)	41	12/3/44 Vic Linskog* vs. Brooklyn Tigers (W) 65
1/2/00	Al Harris vs. Rams (W)	17	11/26/44 Tom Miller vs. Bears (L) 35
11/21/99	Brandon Whiting vs. Colts (L)	22	11/19/44 Jack Hinkle at Redskins (W) 50
10/24/99	Brian Dawkins at Dolphins (L)	67	11/7/43 Larry Cabrelli vs. Redskins (T) 24
10/3/99	Bobby Taylor at Giants (L)	18	10/31/43 Ben Kish vs. Chicago Cardinals (W) 86
12/7/97	Brian Dawkins vs. Giants (L)	64	9/16/38 Jay Arnold at Pittsburgh Pirates (W) 22
11/3/96	Troy Vincent at Cowboys (W)	90 (lateral)	10/10/37 Maurice Harper* at Redskins (W) 20
12/30/95	<u>William Thomas vs. Lions (W)</u>	30	11/6/34 Swede Hanson vs. Cincinnati Reds (W) N/A
12/30/95	<u>Barry Wilburn vs. Lions (W)</u>	24	11/26/33 Lee Woodruff vs. Cincinnati Reds (W) 55
9/10/95	William Thomas at Cardinals (W)	37	
12/24/94	Mike Zordich at Bengals (L)	18	
10/30/94	Greg Jackson at Redskins (W)	55	
12/26/93	Eric Allen vs. Saints (W)	33	
12/26/93	Eric Allen vs. Saints (W)	25	
10/3/93	Eric Allen at Jets (W)	94	
9/19/93	Eric Allen vs. Redskins (W)	29	
1/3/93	<u>Eric Allen at Saints (W)</u>	18	
12/6/92	Seth Joyner vs. Vikings (W)	24	
11/22/92	Seth Joyner at Giants (W)	43	
12/22/91	Otis Smith vs. Washington (W)	74	
12/23/90	Eric Allen vs. Cowboys (W)	35	
11/25/90	Byron Evans vs. Giants (W)	23	
11/12/90	William Frizzell vs. Redskins (W)	30	
12/3/89	Clyde Simmons at Giants (W)	60	
9/10/89	Eric Everett vs. Seahawks (W)	30	
10/27/85	Wes Hopkins vs. Bills (W)	24	
9/29/85	Herman Edwards vs. Giants (L)	3	
12/19/82	Richard Blackmore vs. Oilers (W)	20	
12/17/78	Frank LeMaster vs. Giants (W)	9	

* - denotes rookie

Underline - denotes playoff game

MOST INT-TDs, Career (includes playoffs)

1. Eric Allen 6
2. **Malcolm Jenkins** 4
3. Sheldon Brown, Asante Samuel, Lito Sheppard, Bobby Taylor, Joe Scarpati 3

MOST INT-TDs, Season (regular season only)

1. Eric Allen (1993) 4
2. **Malcolm Jenkins (2016)**, Lito Sheppard (2004), Seth Joyner (1992), Bibbles Bawel (1955) 2

MOST INT-TDs, Game

1. Eric Allen (12/26/93 vs. NO) 2

CONSECUTIVE GAMES WITH AN INT-TD

1. Eric Allen (1993) 2

ALL-TIME FUMBLE RECOVERIES FOR TDS



Date	Player/Opponent/Result	Yards	
12/25/17	Derek Barnett* vs. Raiders	23	11/22/64 Mike Morgan* vs. St. Louis Cardinals (L) 0
12/10/17	Brandon Graham at LA Rams (W)	16	11/27/60 J.D. Smith vs. Giants (W) 0
11/26/17	Nelson Agholor vs. Bears (W)	0	11/20/60 Jimmy Carr at Giants (W) 38
11/19/17	Nigel Bradham at Cowboys (W)	37	12/13/59 Don Owens vs. Browns (L) 3
9/10/17	Fletcher Cox at Redskins (W)	20	11/22/59 Jerry Huth vs. Los Angeles Rams (W) 0
1/3/16	Walter Thurmond at Giants (W)	83	10/4/59 Chuck Weber vs. Giants (W) 0
10/5/14	Cedric Thornton vs. Rams (W)	0	12/12/54 Norm Willey vs. Giants (W) 0
9/7/14	Fletcher Cox vs. Jaguars (W)	17	10/25/53 Tom Scott* at Chicago Cardinals (W) 0
10/27/13	Najee Goode vs. Giants (L)	2	12/7/52 Ebert Van Buren vs. Dallas Texans (W) 0
12/18/11	Juqua Parker vs. Jets (W)	47	11/16/52 Pete Pihos vs. Chicago Cardinals (W) 12
11/7/11	Brian Rolfe vs. Bears (L)	22	11/9/52 Mike Jarmoluk vs. Redskins (W) 16
9/11/11	Juqua Parker at Rams (W)	56	11/4/51 Gerry Cowhig at Steelers (W) 25
10/10/10	Quintin Mikell at 49ers (W)	52	10/29/50 John Green vs. Redskins (W) 2
12/13/09	Sheldon Brown at Giants (W)	60	11/6/49 Russ Craft vs. Los Angeles Rams (W) 21
9/13/09	Victor Abiamiri at Panthers (W)	2	10/31/48 Bosh Pritchard at Steelers (W) 18
12/28/08	Joselio Hanson vs. Cowboys (W)	96	10/5/47 Joe Muha vs. Giants (W) 2
12/28/08	Chris Clemons vs. Cowboys (W)	73	10/8/44 Jack Banta vs. Redskins (T) 0
9/15/08	Chris Gocong at Cowboys (L)	0	10/31/43 Jack Hinkle vs. Chicago Cardinals (W) 0
12/30/07	Kevin Curtis vs. Bills (W)	0	10/24/43 Al Wukits* at Giants (L) 2
12/23/07	Kevin Curtis at Saints (W)	0	11/1/42 Rupert Pate at Redskins (L) 53
9/24/06	Mike Patterson at 49ers (W)	98	9/20/42 Vic Sears at Cleveland Rams (L) 25
10/9/05	Sheldon Brown at Cowboys (L)	80	9/15/40 Don Looney* at Packers (L) 44
1/16/05	Freddie Mitchell vs. Vikings (W)	0	10/15/39 Theodore Schmitt at Giants (L) 63
12/15/02	Carlos Emmons vs. Redskins (W)	44	9/25/38 Bob Pylman* vs. Giants (W) 88
12/9/01	Brian Dawkins vs. Chargers (W)	49	9/25/38 Joe Carter vs. Giants (W) 92
9/30/01	Damon Moore vs. Cowboys (W)	10	9/16/38 Jay Arnold at Pittsburgh Pirates (W) 18
9/15/97	William Thomas at Cowboys (L)	37	10/31/37 Joe Pilconis at Pittsburgh Pirates (L) 22
12/22/96	Mike Mamula vs. Cardinals (W)	4	
10/13/96	William Thomas at Giants (W)	23	* - denotes rookie
9/30/96	Rhett Hall vs. Cowboys (L)	32	<u>Underline</u> - denotes playoff game
12/24/95	Jerome Henderson at Bears (L)	0	
10/29/95	Kevin Johnson vs. St. Louis Rams (W)	37	
10/15/95	Mike Zordich at Giants (W)	58	
9/24/95	Greg Jackson at Raiders (L)	45	
1/3/94	Byron Evans at 49ers (W)	30	
9/13/92	Reggie White at Phoenix Cardinals (W)	37	
11/24/91	Seth Joyner at Phoenix Cardinals (W)	34	
11/24/91	Clyde Simmons at Phoenix Cardinals (W)	0	
10/6/91	Seth Joyner at Buccaneers (L)	0	
11/12/90	Clyde Simmons vs. Redskins (W)	18	
12/3/89	Andre Waters at Giants (W)	3	
11/20/88	Cris Carter at Giants (W)	0	
9/20/87	Seth Joyner vs. Saints (W)	18	
9/13/87	Reggie White at Redskins (L)	70	
12/15/85	Dave Little at Chargers (L)	0	
12/26/82	Greg Brown at Cowboys (W)	0	
10/11/81	Frank LeMaster at Saints (W)	47	
9/27/81	Greg Brown* vs. Redskins (W)	7	
11/16/80	Jerry Robinson at Redskins (W)	59	
11/19/78	Herman Edwards at Giants (W)	26	
12/1/74	Will Wynn vs. Packers (W)	87	
10/6/74	Bill Dunstan at Chargers (W)	46	
9/23/74	Joe Lavender vs. Cowboys (W)	96	
11/4/73	Will Wynn* vs. Patriots (W)	24	
11/21/71	Steve Smith at St. Louis Cardinals (W)	5	
11/21/71	Ben Hawkins at St. Louis Cardinals (W)	5	
11/15/70	Steve Preece vs. Falcons (T)	21	
12/18/66	Harold Wells at Redskins (W)	60	
10/10/65	George Tarasovic at Cowboys (W)	62	

MOST FR-TDs, Career

1. Seth Joyner 3
2. 9 players, last by **Fletcher Cox** 2

*includes playoff games

MOST FR-TDs, Season

1. Kevin Curtis (2007) 2
- Seth Joyner (1991) 2
- Juqua Parker (2011) 2

*regular season only

CONSECUTIVE GAMES WITH A FR-TD

1. Kevin Curtis (2007) 2

ALL-TIME KICK RETURNS FOR TDS



PUNT RETURNS FOR TOUCHDOWNS

Date	Player/Opponent/Result	Yards
12/2/12	Damaris Johnson* at Cowboys (L)	98
9/27/15	Darren Sproles at Jets (W)	89
11/22/92	Vai Sikahema at Giants (W)	87
9/13/09	DeSean Jackson at Panthers (W)	85
10/19/03	Brian Westbrook at Giants (W)	84
12/6/15	Darren Sproles at Patriots (W)	83
9/28/14	Darren Sproles at 49ers (L)	82
12/21/03	Brian Westbrook vs. 49ers (L)	81
10/4/59	Tommy McDonald vs. Giants (W)	81
10/25/42	Ernie Steele* at Bears (L)	80 (lateral)
12/21/47	<u>Bosh Pritchard at Steelers (W)</u>	79
11/25/02	Brian Mitchell at 49ers (W)	76
11/30/86	Greg Garrity at Los Angeles Raiders (W)	76
12/13/09	DeSean Jackson at Giants (W)	72
9/24/00	Brian Mitchell at Saints (W)	72
10/30/49	Clyde Scott* at Steelers (W)	70
11/23/47	Pat McHugh* at Boston Yanks (L)	69
10/5/08	DeSean Jackson* vs. Redskins (L)	68
11/6/66	Aaron Martin vs. Cowboys (W)	67
12/3/61	Timmy Brown at Steelers (W)	66
11/10/14	Darren Sproles vs. Panthers (W)	65
12/19/10	DeSean Jackson at Giants (W)	65
12/19/65	Bob Shann* vs. Lions (L)	63
10/11/59	Art Powell* vs. Steelers (W)	58
9/3/78	Wally Henry vs. Los Angeles Rams (L)	57
11/9/52	Don Stevens* vs. Redskins (W)	56
10/31/48	Bosh Pritchard at Steelers (W)	55
10/22/44	Steve Van Buren* vs. Boston Yanks (W)	55
10/6/68	Alvin Haymond at Redskins (L)	54
10/26/52	Bibbles Bawel* at Giants (W)	52
12/8/46	Steve Van Buren at Boston Yanks (W)	50
12/4/49	Frank Reagan at Giants (W)	41
11/2/47	Pete Pihos* at Redskins (W)	26
10/18/36	Stumpy Thomason at Boston Redskins (L)	15

* - denotes rookie

Underline - denotes playoff game

KICKOFF RETURNS FOR TOUCHDOWNS

Date	Player/Opponent/Result	Yards
11/23/14	Josh Huff* vs. Titans (W)	107
9/17/61	Timmy Brown vs. Browns (W)	105
10/7/50	Russ Craft vs. Los Angeles Rams (W)	103
9/21/14	Chris Polk vs. Redskins (W)	102
11/13/38	Dave Smukler at Brooklyn Dodgers (L)	100
11/23/08	Quintin Demps* at Ravens (L)	100
9/22/63	Timmy Brown vs. Cardinals (L)	100
12/2/62	Timmy Brown at Redskins (W)	99
12/11/77	Wilbert Montgomery* vs. Giants (W)	99
10/23/16	Josh Huff vs. Vikings (W)	98
9/22/68	Alvin Haymond vs. Giants (L)	98
12/2/45	Steve Van Buren at Giants (L)	98
11/1/42	Bosh Pritchard* at Redskins (L)	97
9/22/96	Derrick Witherspoon at Falcons (W)	97
11/12/44	Steve Van Buren* vs. Giants (T)	97
9/24/55	Jerry Norton vs. Giants (W)	96
11/24/96	Derrick Witherspoon at Cardinals (L)	95
9/28/47	Steve Van Buren vs. Redskins (W)	95
11/4/01	Brian Mitchell at Cardinals (W)	94
12/24/94	Herschel Walker at Bengals (L)	94
11/6/66	Timmy Brown vs. Cowboys (W)	93
12/2/79	Billy Campfield vs. Lions (W)	92
11/6/66	Timmy Brown vs. Cowboys (W)	90
11/14/99	Allen Rossum vs. Redskins (W)	89
11/18/84	Andre Waters* vs. Redskins (W)	89
10/1/00	Brian Mitchell vs. Falcons (W)	89
10/16/16	Wendell Smallwood* at Redskins (L)	86
12/17/95	Derrick Witherspoon vs. Cardinals (W)	86
11/2/97	Willie Clark at Cardinals (L)	39

* - denotes rookie

BLOCKED PUNT RETURNS FOR TOUCHDOWNS

Date	Player/Opponent/Result	Yards
12/6/15	Najee Goode at Patriots (W)	24
12/28/14	Trey Burton* at Giants (W)	27
10/5/14	Chris Maragos vs. Rams (W)	10
9/28/14	Brad Smith at 49ers (L)	0
11/22/92	Ken Rose at Giants (W)	3
9/2/84	Rich Kraynak at Giants (L)	8
10/31/71	Bill Hobbs vs. Broncos (W)	0
12/20/70	Mike Dirks vs. Steelers (W)	0
11/12/67	Jim Nettles at Los Angeles Rams (L)	0
12/18/49	<u>Leo Skladany* at Los Angeles Rams (W)</u>	2
11/3/46	Augie Lio vs. Giants (W)	0

* - denotes rookie

Underline - denotes playoff game

MISSED FIELD GOAL RETURNS FOR TOUCHDOWNS

Date	Player/Opponent/Result	Yards
9/26/71	Al Nelson vs. Cowboys (L)	101
12/11/66	Al Nelson vs. Browns (W)	100
9/16/62	Timmy Brown vs. St. Louis Cardinals (L)	99

BLOCKED FIELD GOAL RETURNS FOR TOUCHDOWNS

Date	Player/Opponent/Result	Yards
10/23/05	Matt Ware vs. Chargers (W)	65
11/20/88	Clyde Simmons at Giants (W)	15



SCORING

Most Touchdowns Scored

- 5 James Stewart, Jaguars (10/12/97 at Jax.) [all rushing]
- 4 Joseph Addai, Colts (11/26/06 at Ind.); Larry Brown, Redskins (12/16/73 at Was.); Ron Johnson, Giants (10/2/72 at Phi.); MacArthur Lane, Cardinals (10/18/70 at Phi.); John David Crow, Cardinals (12/16/62 at StL); Jim Taylor, Packers (11/11/62 at Phi.); Jim Brown, Browns (11/19/61 at Cle.)

Most Field Goals

- 5 (7 times) last by Josh Brown, Giants (10/27/13 at Phi., 5 att) and Al Del Greco, Titans (12/3/00 at Phi., 5 att)

Longest Field Goal

- 62 Matt Bryant, Buccaneers (10/22/06 at TB)
- 56 Justin Tucker, Ravens (9/16/12 at Phi.)
- 56 Mason Crosby, Packers (9/12/10 at Phi.)
- 56 Morten Andersen, Saints (12/26/93 at Phi.)
- 55 (2 times) last by Martin Gramatica (12/23/07 at NO)

RUSHING

Most Rushing Attempts

- 43 Butch Woolfolk, Giants (11/20/83 at Phi.)

Most Yards Rushing

- 237 Emmitt Smith, Cowboys (10/31/93 at Phi.) 30 att.
- 237 Jim Brown, Browns (11/19/61 at Cle.) 34 att.
- 235 Doug Martin, Buccaneers (11/22/15 vs. TB) 27 att.
- 223 Jim Brown, Browns (11/3/63 at Phi.) 28 att.
- 221 Gerald Riggs, Redskins (9/17/89 at Was.) 29 att.

Most Touchdowns Rushing

- 5 James Stewart, Jaguars (10/12/97 at Jax.)
- 4 Joseph Addai, Colts (11/26/06 at Ind.); Jim Taylor, Packers (11/11/62 at Phi.); Jim Brown, Browns (11/19/61 at Cle.)

Longest Run From Scrimmage

- 87t John Henry Johnson, Steelers (12/11/60 at Pit.)
- 85t Reggie Brooks, Redskins (9/19/93 at Phi.)
- 84t Herschel Walker, Cowboys (12/14/86 at Dal.)
- 84 Doug Martin, Buccaneers (11/22/15 vs. TB)

PASSING

Most Passes Attempted

- 63 Eli Manning, Giants (12/22/16 at Phi.)
- 58 Ryan Fitzpatrick, Jets (9/27/15 at NYJ)
- 57 Eli Manning, Giants (12/17/17 at NYG)
- 56 Tom Brady, Patriots (12/6/15 at NE)
- 56 Fran Tarkenton, Vikings (12/3/78 at Min.)

Most Passes Completed

- 38 Eli Manning, Giants (12/22/16 at Phi.)
- 37 Eli Manning, Giants (12/17/17 at NYG)
- 37 Daunte Culpepper, Vikings (9/20/04 at Phi.)
- 36 Philip Rivers, Chargers (9/15/13 at Phi.)
- 35 (2 times) last by Eli Manning, Giants (9/24/17 at Phi.)

Most Yards Gained Passing

- 446 Jon Kitna, Lions (9/23/07 at Phi.)
- 434 Eli Manning, Giants (12/17/17 at NYG)
- 429 Eli Manning, Giants (9/28/14 at NYG)
- 428 Joe Montana, 49ers (9/24/89 at Phi.)
- 427 Kirk Cousins, Redskins (9/21/14 at Phi.)

Most Touchdown Passes

- 5 Matthew Stafford, Lions (11/26/15 at Det.); Jameis Winston, Buccaneers (11/22/15 vs. TB); Eli Manning, Giants (12/30/12 at NYG); Joe Montana, 49ers (9/24/89 at Phi.); Craig Morton, Cowboys (10/19/69 at Dal.); Don Meredith, Cowboys (10/9/66 at Dal.); Don Meredith, Cowboys (9/29/68 at Phi.); Sonny Jurgensen, Redskins (10/11/64 at Was.); Sammy Baugh, Redskins (9/28/47 at Phi.); Frank Filchock, Redskins (10/8/44 at Phi.)

Longest Pass Play

- 96 Bill Kilmer to Walter Roberts, Saints (11/19/67 at Phi.)
- 93t Neil Lomax to Ernie Jones, Cardinals (12/10/88 at Pho.)
- 91t Jon Kitna to Roy Williams, Lions (9/23/07 at Phi.)
- 90t Seneca Wallace to Koren Robinson (11/2/08 at Sea.)
- 90t Virgil Carter to Speedy Thomas, Bengals (9/19/71 at Cin.)

RECEIVING

Most Passes Caught

- 13 Wes Welker, Patriots (11/25/07 at NE)
- 13 Terrell Owens, 49ers (11/25/02 at SF)
- 12 (7 times) last by Antonio Brown (9/25/16 vs. Pit.)

Most Yards Gained Receiving

- 225 Kenny Britt, Titans (10/24/10 at Ten.) 7 rec.
- 213 Tony Hill, Cowboys (11/12/79 at Dal.) 7 rec.
- 212 Hugh Taylor, Redskins (9/28/47 at Phi.) 8 rec.
- 204 Roy Williams, Lions (9/23/07 at Phi.) 9 rec.
- 193 Jessie Hester, Raiders (11/30/86 at LA) 4 rec.

Most Touchdown Passes Caught

- 3 (17 times) last by Calvin Johnson, Lions (11/26/15 at Det.)

INTERCEPTIONS

Most Interceptions

- 3 (14 times) last by Lofa Tatupu, Seahawks (12/2/07 at Phi.)

Longest Interception Return

- 107t Ed Reed, Ravens (11/23/08 at Bal.)
- 100t Mike Gachter, Cowboys (10/14/62 at Dal.)
- 99t Patrick Robinson, Saints (11/5/12 at NO)
- 98 Brandon McDonald (12/15/08 vs. Cle.)
- 97t Darren Sharper, Saints (9/20/09 at Phi.)

MISCELLANEOUS

Most Punts

- 14 Sammy Baugh, Redskins (11/5/39 at Was.)

Longest Punt

- 85 Sammy Baugh, Redskins (12/1/40 at Was.)
- 80 Parker Hall, Cleveland Rams (12/3/39 at Phi.)

Longest Kickoff Return

- 105t Trindon Holliday, Broncos (9/29/13 at Den.)
- 104t Buddy Young, Colts (11/15/53 at Phi.)
- 103t George Hoey, Cardinals (11/21/71 at StL)
- 102t Larry Jones, Redskins (11/24/74 at Was.)
- 101t Wallace Francis, Bills (10/7/73 at Buf.)
- 101t Amos March, Cowboys (10/14/62 at Dal.)

Longest Punt Return

- 90t Adam Jones, Titans (11/19/06 at Phi.)
- 90t Jacques Green, Redskins (9/16/02 at Was.)
- 88t Andre Coleman, Chargers (9/17/95 at Phi.)
- 88t George Grosvenor, Cardinals (11/8/36 at Chi.)
- 87t Ted Ginn Jr., Dolphins (11/18/07 at Phi.)
- 86t Johnny Roland, Cardinals (10/2/66 at Phi.)

Longest Fumble Return

- 93t James Sanders, Cardinals (9/23/12 at Arz.)
- 74t Bull Karcis, Giants (10/16/38 at NYG)
- 69t DeMarcus Ware, Cowboys (10/8/06 at Phi.)
- 65t Willie Teal, Vikings (12/1/85 at Phi.)
- 64 Ray Edwards, Falcons (9/18/11 at Atl.)

Longest Return With Intercepted Lateral

- 93t Dick Poillon, Redskins (11/21/48 at Phi.)

SINGLE-SEASON TEAM RECORDS



SCORING

Most Points Scored

474 (2014, 16 games)
457 (2017, 16 games)
442 (2013, 16 games)
439 (2010, 16 games)
429 (2009, 16 games)

Fewest Scored

51 (1936, 12 games)
60 (1935, 11 games)
77 (1933, 9 games)

Most Allowed

444 (2012, 16 games)
430 (2015, 16 games)
409 (1967, 14 games)
400 (2014, 16 games)
393 (1973, 14 games)

Fewest Allowed

85 (1934, 11 games)
131 (1944, 10 games)
133 (1945, 10 games)

TOUCHDOWNS

Most Scored

54 (2014, 16 games)
53 (2017, 16 games)
53 (2013, 16 games)
50 (1948, 12 games)
49 (3x - 2010, 16 games)

Fewest Scored

6 (1936, 12 games)

Most Allowed

52 (2012, 16 games)
52 (1967, 14 games)
50 (2015, 16 games)
48 (2014, 16 games)

Fewest Allowed

10 (1934, 11 games)
17 (1950, 12 games)
17 (1949, 12 games)
18 (1945, 10 games)

Most by Rushing

25 (1949, 12 games)
25 (1945, 10 games)
23 (2003, 16 games)

Most by Passing

38 (2017, 16 games)
34 (1990, 16 games)
34 (1961, 14 games)
33 (1954, 12 games)
32 (2x - 2013, 16 games)

KICKING

Most Field Goals Made

35 (2016, 16 games)
33 (2008, 16 games)
32 (2014, 16 games)
32 (2010, 16 games)
32 (2009, 16 games)

Most PATs Made

54 (2014, 16 games)
50 (1948, 12 games)
48 (2006, 16 games)
48 (1980, 16 games)
47 (2x - 2010, 16 games)

RUSHING

Most Attempts

632 (1949, 12 games)
587 (1978, 16 games)
581 (1950, 12 games)

Most Yards Gained

2,607 (1949, 12 games)
2,566 (2013, 16 games)
2,556 (1990, 16 games)
2,509 (1981, 16 games)
2,456 (1978, 16 games)

PASSING

Most Attempts

623 (2015, 16 games)
621 (2014, 16 games)
620 (2005, 16 games)
618 (2012, 16 games)
609 (2016, 16 games)

Most Completions

405 (2015, 16 games)
384 (2014, 16 games)
380 (2016, 16 games)
367 (2012, 16 games)
362 (2008, 16 games)

Most Yards Gained (Gross)

4,581 (2014, 16 games)
4,406 (2013, 16 games)
4,380 (2009, 16 games)
4,341 (2015, 16 games)
4,309 (2006, 16 games)

TOTAL NET YARDS

Most Gained

6,676 (2013, 16 games)
6,386 (2011, 16 games)
6,348 (2014, 16 games)
6,230 (2010, 16 games)
6,103 (2006, 16 games)

FIRST DOWNS

Most First Downs

356 (2014, 16 games)
356 (2011, 16 games)
355 (2013, 16 games)
339 (2015, 16 games)
338 (2017, 16 games)

Most by Rushing

157 (1981, 16 games)
143 (1978, 16 games)
143 (1949, 12 games)
142 (1950, 12 games)
138 (1992, 16 games)

Most by Passing

218 (2014, 16 games)
204 (2008, 16 games)
203 (1997, 16 games)
197 (2013, 16 games)
197 (2011, 16 games)

Most by Penalty

41 (2003, 16 games)
37 (2017, 16 games)
36 (2015, 16 games)
34 (1988, 16 games)
32 (1998, 16 games)

FUMBLES

Most Opponents' Fumbles

Recovered

27 (1987, 15 games)
26 (1989, 16 games)
25 (1971, 14 games)
22 (1991, 16 games)
22 (2002, 16 games)
22 (1954, 12 games)

INTERCEPTIONS

Most Thrown

36 (1936, 12 games)
34 (1933, 9 games)
31 (1963, 14 games)
31 (1962, 14 games)
31 (1953, 12 games)

Most Intercepted

33 (1944, 10 games)
32 (1988, 16 games)
31 (1950, 12 games)
30 (1960, 12 games)
30 (1989, 16 games)

PENALTIES

Most Penalties

138 (1994, 16 games)
134 (2005, 16 games)
129 (2010, 16 games)
124 (2004, 16 games)
120 (1990, 16 games)

Most Yards Penalized

1,130 (2005, 16 games)
1,107 (1994, 16 games)
1,101 (2010, 16 games)
995 (2014, 16 games)
983 (2006, 16 games)

QUARTERBACK SACKS

Most Sacks Made

62 (1989, 16 games)
60 (1984, 16 games)
57 (1987, 15 games)
56 (2002, 16 games)
55 (1992, 16 games)
55 (1991, 16 games)

Most Sacks Allowed

104 (1986, 16 games)
72 (1987, 15 games)
64 (1997, 16 games)
64 (1992, 16 games)
60 (1984, 16 games)

Fewest Sacks Allowed

22 (1981, 16 games)
23 (2008, 16 games)
23 (1970, 14 games)
26 (1971, 14 games)
26 (1968, 14 games)

Best Season, win percentage

1949 Won 11, Lost 1 (.917)

Best Season, win total

2017 13 wins, 3 losses

2004 13 wins, 3 losses

Worst Season

1936 Won 1, Lost 11 (.083)

Longest Winning Streak

9 (9/24/17 - 11/26/17)

9 (10/19/03 - 12/15/03)

9 (9/30/60 - 12/4/60)

Longest Winning Streak at Home

13 (12/14/47 - 12/11/49)

Longest Losing Streak at Home

10 (10/14/12 - 10/27/13)

Longest Winning Streak on Road

9 (10/19/03 - 10/24/04)

9 (11/12/00 - 12/16/01)

Longest Losing Streak on Road

12 (12/14/97 - 10/3/99)

12 (10/15/39 - 12/1/40)

Longest Losing Streak

14 (9/20/36 - 9/21/37)

Most Consecutive Wins - Start of Season

7 in 2004

Most Consecutive Wins - End of Season

8 in 1949 (Reg. Season)

Most Consecutive Losses - Start of Season

11 in 1968

Most Consecutive Losses - End of Season

11 in 1936

Total Shutouts by Eagles

36 last vs. NYG, 10/12/14

Most Shutouts in a Season

4 in 1934 and 1948

Most Consecutive Games Scored Points

120 (11/18/62 - 10/3/71)

Most Consecutive Games Scored Touchdown

92 (10/2/77 - 10/16/83)

Largest Comeback Victory

28-24 vs. Chicago Cardinals at

Metropolitan Stadium,

October 25, 1959 (came

back from 24-0 deficit in

3rd qtr.)

28-24 vs. Washington Redskins

at Griffith Stadium, Octo-

ber 27, 1946 (came back

from 24-0 deficit at half-

time)

Largest Comeback vs. Eagles

28-23 vs. Minnesota Vikings at

Veterans Stadium, Decem-

ber 1, 1985 (came back

from 23-0 deficit in 4th

qtr.)

SINGLE-GAME TEAM RECORDS



SCORING

Most Scored

- 64 vs. Cincinnati Reds, 11/6/34
- 59 at Washington Redskins, 11/15/10
- 56 vs. Detroit Lions, 9/23/07
- 56 at Chicago Cardinals, 10/25/53
- 56 vs. Los Angeles Rams, 10/7/50

Most Allowed

- 62 at Giants, 11/26/72
- 56 at Cowboys, 10/9/66
- 56 at Giants, 10/15/33

Most, Both Teams

- 87 Eagles 59, Redskins 28, (at Was.) 11/15/10
- 87 Eagles 45, Redskins 42, (at Phil.) 9/28/47
- 86 Eagles, 44, Bengals 42, (at Phil.) 11/30/97

Fewest, Both Teams

- 0 Eagles 0, Brooklyn Dodgers 0, (at Phil.), 10/1/39

Most, Both Teams — One Quarter

- 47 Eagles 20, Cardinals 27, (at StL), 12/13/64

Most Scored in 1st Quarter

- 28 at Redskins, 11/15/2010
- 27 at Steelers, 12/12/1965
- 26 vs. Cincinnati Reds, 11/6/1934
- 24 at Falcons, 10/8/1967

Most Allowed in 1st Quarter

- 28 at Broncos, 10/4/1998
- 28 at Cowboys, 10/19/1969
- 24 at Bills, 12/2/1990
- 21 (eight times) last at Broncos, 9/29/13

Most Scored Both Teams in 1st Quarter

- 35 at Saints, 12/23/2007, (E-21, NO-14)
- 35 at Cowboys, 10/19/1969, (E-7, C-28)
- 28 (four times) last at Redskins, 11/15/2010 (E-28, R-0)

Most Scored in 2nd Quarter

- 31 vs. Lions, 12/30/1995
- 28 vs. Panthers, 9/13/09
- 28 vs. Packers, 12/5/2004
- 28 at Cowboys, 11/15/2004
- 28 vs. Saints, 11/19/1967

Most Allowed in 2nd Quarter

- 28 vs. Bears, 10/4/1987
- 28 vs. St. Louis Cardinals, 10/18/1970
- 28 vs. Packers, 11/11/1962
- 28 at Bears, 10/17/1943

Most Total Both Teams in 2nd Quarter

- 47 at St. Louis Cardinals, 12/13/1964, (E-20, C-27)
- 42 at Cowboys, 11/15/2004, (E-28, D-14)
- 42 at Redskins, 11/27/1983, (E-21, W-21)
- 38 at St. Louis Cardinals, 12/16/1962, (E-21, C-17)

Most Scored in 1st Half

- 45 at Redskins, 11/15/2010
- 42 vs. Lions, 9/23/2007
- 38 vs. Lions, 12/30/1995
- 35 (three times) last vs. Packers, 12/5/2004

Most Allowed in 1st Half

- 42 at Cowboys, 10/19/1969
- 38 at Giants, 11/26/1972
- 35 (six times) last at Giants, 12/30/2012

Most Scored Both Teams 1st Half

- 63 vs. Lions, 9/23/2007, (E-42, D-21)
- 59 at Redskins, 11/15/2010, (E-45, R-14)
- 59 at St. Louis Cardinals, 12/16/1962, (E-28, C-31)
- 57 at St. Louis Cardinals, 12/13/1964, (E-27, C-30)
- 54 at Cowboys, 9/15/2008, (E-30, D-24)

Most Scored in 3rd Quarter

- 21 vs. Steelers, 9/25/16
- 21 at Raiders, 11/3/13
- 21 at Falcons, 9/18/11
- 21 vs. Redskins, 11/12/1990
- 21 vs. Patriots, 11/4/1973
- 21 at Redskins, 12/3/1967
- 21 vs. Chi. Cardinals (at Minneapolis), 10/25/1959
- 21 vs. NY Giants, 10/4/1959
- 21 vs. Redskins, 11/28/1954
- 21 vs. NY Bulldogs, 11/20/1949

Most Allowed in 3rd Quarter

- 28 vs. Redskins, 10/1/1955
- 23 at Giants, 10/21/1951

Most Scored Both Teams 3rd Quarter

- 42 vs. Redskins, 10/1/1955, (E-14, R-28)
- 35 at Redskins, 12/3/1967, (E-21, R-14)
- 34 at Redskins, 11/1/1942, (E-14, R-20)

Most Scored in 4th Quarter

- 28 at NY Giants, 12/19/2010
- 28 vs. Lions, 12/8/2013
- 26 at Saints, 1/3/1993
- 24 vs. Baltimore Colts, 11/15/1953
- 23 at 49ers, 10/12/2008

Most Allowed in 4th Quarter

- 28 vs. 49ers, 9/24/1989
- 28 vs. Vikings, 12/1/1985
- 28 vs. Chicago Cardinals, 12/7/1947
- 28 vs. Bears, 11/30/1941

Most Scored Both Teams 4th Quarter

- 42 vs. Chicago Cardinals, 12/7/1947, (E-14, C-28)
- 38 vs. 49ers, 9/24/1989, (E-10, S-28)
- 37 vs. NY Giants, 9/27/2017, (E-13, G-24)
- 37 at Arizona Cardinals, 11/24/1996, (E-17, A-20)

Most Scored in 2nd Half

- 35 at NY Giants, 12/19/2010
- 35 at St. Louis Cardinals, 11/8/1981
- 34 vs. Jaguars, 9/7/2014
- 34 vs. Lions, 12/8/2013
- 32 (three times) last vs. Falcons, 10/1/2000

Most Allowed in 2nd Half

- 49 vs. Bears, 11/30/1941
- 42 vs. Chicago Cardinals, 12/7/1947
- 34 at Oakland Raiders, 10/17/1971
- 31 (seven times) last at Broncos 9/29/13

SINGLE-GAME TEAM RECORDS



Most Scored Both Teams 2nd Half

- 56 vs. Chicago Cardinals, 12/7/1947, (E-14, C-42)
- 52 at Vikings, 12/15/2013, (E-21, V-31)
- 52 vs. Redskins, 10/1/1955, (E-21, R-31)
- 50 vs. Lions, 12/30/1995, (E-20, D-30)
- 49 vs. Bears, 11/30/1941, (E-0, B-49)
- 49 vs. Redskins, 9/28/47, (E-21, R-28)

Most Decisive Victory

- 64 Eagles 64, Cincinnati Reds 0, 11/6/34
- 45 (three times) last vs. Boston Yanks (E-45, Y-0), 11/14/48

Most Decisive Loss

- 56 Giants 56, Eagles 0, 10/15/33
- 52 Giants 62, Eagles 10, 11/26/72

TOUCHDOWNS

Most Scored

- 10 vs. Cincinnati Reds, 11/6/34
- 8 at Redskins, 11/15/10
- 8 vs. Lions, 9/23/07
- 8 at Cardinals, 10/25/53
- 8 vs. Rams, 10/7/50

Most Allowed

- 8 (three times) last at Giants, 11/26/72

Most Scored by Rushing

- 5 at Cowboys, 10/22/61
- 5 vs. Redskins, 10/23/49
- 5 at Redskins, 10/17/48
- 5 vs. Boston Yanks, 12/9/45

Most Allowed by Rushing

- 6 Packers, 11/11/62

Most by Passing

- 7 at Raiders, 11/3/13
- 7 at Redskins, 10/17/54

Most Allowed by Passing

- 5 (12 times) last at Lions, 11/26/15

KICKING

Most Field Goals Made

- 6 at Oilers, 11/12/72
- 5 (five times) last vs. Titans, 11/23/14

Most Field Goals Allowed

- 5 (seven times) last vs. Giants, 10/27/13

TOTAL YARDS

Most Yards Gained

- 592 at Redskins, 11/15/10 (332 passing, 260 rushing)
- 583 vs. 49ers, 9/18/05 (443 passing, 140 rushing)
- 582 at Browns, 11/7/65 (352 passing, 230 rushing)
- 575 vs. Redskins, 11/21/48 (199 passing, 376 rushing)
- 574 vs. Colts, 11/15/81 (339 passing, 235 rushing)

Fewest Yards Gained

- 23 at Lions, 9/20/35
- 54 vs. Packers, 11/11/62

Most Yards Allowed

- 652 at Cowboys, 10/9/66 (440 passing, 212 rushing)

Fewest Yards Allowed

- 29 vs. Brooklyn Dodgers, 12/3/44

FIRST DOWNS

Most, Total

- 34 vs. Saints 10/11/15
- 34 vs. Colts, 11/15/81
- 33 vs. Vikings, 11/11/01
- 32 vs. Cardinals, 11/27/08; at Redskins, 9/17/89; at Chicago Cardinals, 10/25/53; and at Redskins, 12/2/51

Most Allowed, Total

- 37 vs. Packers, 11/11/62

Fewest Allowed, Total

- 1 at NY Bulldogs, 9/22/49; vs. Brooklyn Dodgers, 10/1/39; at Browns, 12/3/50
- 2 vs. Brooklyn Dodgers, 11/11/34

Most by Rushing

- 25 at Redskins, 12/2/51

Most Allowed by Rushing

- 21 vs. Packers, 11/11/62 and vs. Browns, 12/13/59

Fewest Allowed by Rushing

- 0 (7 times) last vs. Cardinals, 11/27/08

Most by Passing

- 24 at Redskins, 9/17/89
- 22 at Redskins, 12/20/14
- 22 at Chargers, 11/15/09
- 22 at Chiefs, 10/2/05

Most Allowed by Passing

- 22 vs. Chargers, 9/15/13
- 22 at Cardinals, 12/13/64
- 21 (3 times) last vs. Rams, 10/5/14

Fewest Allowed by Passing

- 0 (8 times) last at Browns, 12/3/50

Most by Penalty

- 8 at Bears, 11/3/02
- 8 vs. Lions, 12/2/79

Most Allowed by Penalty

- 6 (seven times) last at Cowboys, 11/8/15

RUSHING

Most Attempts

- 64 at Redskins, 12/2/51
- 64 at Baltimore Colts, 10/15/50
- 64 vs. Los Angeles Rams, 11/6/49
- 64 at Redskins, 11/28/43

Most Attempts Allowed

- 67 at Lions, 9/20/35

Most Yards Gained

- 376 vs. Redskins, 11/21/48

Fewest Yards Gained

- 36 at Bears, 11/19/39
- 23 vs. Lions, 11/17/40

Most Yards Allowed

- 370 at Lions, 9/20/35

Fewest Yards Allowed

- 33 vs. Brooklyn Dodgers, 10/2/43
- 26 at Boston Yanks, 12/8/46
- 6 vs. Chicago Bears, 11/26/17
- 10 vs. Boston Yanks, 10/22/44
- 13 vs. Brooklyn Tigers, 12/3/44

SINGLE-GAME TEAM RECORDS



PASSING

Most Attempts

- 62 at Cardinals, 10/26/14
- 62 at Bears, 10/2/89
- 61 vs. Titans, 11/19/06
- 60 at Bengals, 12/4/16
- 60 at Redskins, 12/1/40

Fewest Attempts

- 3 vs. Steelers, 12/1/46

Most Attempts Allowed

- 63 vs. Giants, 12/22/16
- 63 at 49ers, 11/25/02
- 58 at Jets, 9/27/15
- 57 at Giants, 12/17/17
- 57 at Patriots, 12/6/15

Fewest Attempts Allowed

- 0 at Browns, 12/3/50
- 1 at NY Bulldogs, 9/22/49; at Cardinals, 11/8/36

Most Completions

- 37 vs. Redskins, 12/26/15
- 37 at Redskins, 12/20/14
- 36 at Bengals, 12/4/16
- 36 at Falcons, 9/14/15
- 36 at Cardinals, 10/26/14

Fewest Completions

- 0 at Redskins, 10/18/36

Most Completions Allowed

- 38 vs. Giants, 12/22/16]
- 37 at Giants, 12/17/17]
- 37 vs. Vikings, 9/20/04
- 36 at 49ers, 11/25/02
- 35 at Jets, 9/27/15

Fewest Completions Allowed

- 0 at Browns, 12/3/50
- 0 vs. NY Bulldogs, 9/22/49
- 0 at Chicago Cardinals, 11/8/36
- 0 vs. Brooklyn Dodgers, 11/29/36
- 0 vs. Cincinnati Reds, 11/6/34

Most Yards Gained (gross)

- 486 vs. Giants, 11/8/53
- 464 vs. Packers, 12/5/04

Fewest Yards Gained (gross)

- 0 at Boston Redskins, 10/18/36

Most Yards Allowed (gross)

- 447 at Cowboys, 10/9/66
- 446 vs. Lions, 9/23/07

Fewest Yards Allowed (gross)

- 0 at Browns, 12/3/50, at NY Bulldogs, 9/22/49, at Cardinals, 11/8/36, and vs. Cincinnati Reds, 11/6/34

PENALTIES

Most Penalties

- 19 vs. Oilers, 10/2/88
- 16 at Seahawks, 12/13/92
- 16 at Giants, 12/3/89

Fewest Penalties

- 0 many times; last vs. Cowboys, 12/28/08

Most Penalties by Opponent

- 22 vs. Bears, 11/26/44

Fewest Penalties by Opponent

- 0 many times; last at Jets, 10/14/07

Most Yards Penalized

- 191 at Seahawks, 12/13/92
- 171 vs. Saints, 11/23/03

Fewest Yards Penalized

- 0 many times; last vs. Cowboys, 12/28/08

Most Yards Opponent Penalized

- 170 vs. Bears, 11/26/44

Fewest Yards Opponent Penalized

- 0 many times; last at Jets, 10/14/07

Most Penalties, Both Teams

- 31 Eagles 19, Houston Oilers 12 (at Phil.), 10/2/88
- 28 Eagles 13, St. Louis Rams 15 (at StL), 12/18/05

Fewest Penalties, Both Teams

- 1 Eagles 1, Brooklyn Dodgers 0 (at Phil.), 10/1/39
- 1 Eagles 1, Chicago Cardinals 0 (at Chi.), 11/10/35
- 1 Eagles 1, Brooklyn Dodgers 0 (at Phil.), 11/11/34

Most Yards Penalized, Both Teams

- 272 Eagles 171, Saints 101 (at Phil.), 11/23/03
- 262 Eagles 157, Chicago Cardinals 105 (at Chi.), 11/30/52

Fewest Yards Penalized, Both Teams

- 5 Eagles 5, Pittsburgh Steelers 0 (at Phil.), 10/24/65
- 5 Eagles 5, Brooklyn Dodgers 0 (at Phil.), 10/1/39
- 5 Eagles 5, Chicago Cardinals 0 (at Chi.), 11/10/35
- 5 Eagles 5, Brooklyn Dodgers 0 (at Phil.), 11/11/34

FUMBLES

Most Committed

- 10 vs. Giants, 10/9/43

Most Lost

- 6 at Redskins, 11/6/55
- 6 at Boston Yanks, 12/8/46
- 6 vs. Steelers, 10/7/34

Most Committed by Opponent

- 8 Packers (at Phil.), 12/1/74
- 7 (six times) last by Giants (at NY), 12/28/02

Most Fumbles Lost by Opponent

- 6 Giants (at NY), 11/17/68
- 6 NY Bulldogs (at Phil.), 11/20/49
- 5 (six times) last by Oilers (at Hou.), 12/2/91

INTERCEPTIONS

Most Thrown

- 7 vs. Cowboys, 9/26/71
- 7 at Boston Redskins, 11/3/35
- 6 (six times) last vs. Cardinals, 10/21/56

Most Intercepted

- 9 at Steelers, 12/12/65
- 8 at Cardinals, 9/24/50
- 7 at Redskins, 12/21/75

TOTAL TURNOVERS

Most Committed

- 9 at Bears, 10/12/47

Most Forced by Defense

- 12 at Steelers, 12/12/65 (9 INTs, 3 fumble rec.)
- 12 at Cardinals, 9/24/50 (8 INTs, 4 fumble rec.)

SINGLE-GAME TEAM RECORDS



PUNTS

Most Punts

- 15 at Giants, 12/6/87
- 12 vs. Giants, 12/12/54. at Packers, 11/2/52. vs. Redskins, 10/4/42

Fewest Punts

- 0 (four times) last vs. Colts, 11/15/81

PUNT RETURNS

Most Punt Returns

- 12 at Browns, 12/3/50

Most Punt Returns by Opponent

- 9 (five times) last at Cardinals, 12/24/05

Most Yards Punt Returns

- 148 at Boston Yanks, 12/8/46

Most Yards Punt Returns Allowed

- 147 vs. Cardinals, 10/2/66

KICKOFF RETURNS

Most Kickoff Returns

- 9 at Giants, 11/26/72
- 9 at Giants, 11/10/46

Most Kickoff Returns Allowed

- 9 (six times) last vs. Cardinals, 11/27/08

Most Yards Kickoff Returns

- 261 vs. Cowboys, 11/6/66
- 253 at Cardinals, 11/24/96
- 235 vs. Cardinals, 9/19/65

Most Yards Kickoff Returns by Opponent

- 256 at Browns, 11/7/65

SACKS

Most Sacks Recorded

- 11 at Cowboys, 9/15/91
- 10 vs. Lions, 9/23/07
- 9 vs. Panthers, 11/10/14
- 9 at Dolphins, 12/11/11
- 9 vs. Steelers, 9/21/08
- 9 at Falcons, 12/16/84

Most Sacks Allowed

- 12 at Giants, 9/30/07
- 11 vs. Bears, 10/4/87
- 11 at Raiders, 11/30/86
- 11 vs. Lions, 11/16/86
- 11 at Cardinals, 12/18/83

ALL-TIME TEAM HIGHS AND LOWS



EAGLES HIGHS

64	vs. Cin.	11/6/34
10	vs. Cin.	11/6/34
5	(4x) last at Dal.	10/22/61
7	(2x) last at Oak.	11/3/13
7	(2x) last at Hou.	11/12/72
6	at Hou.	11/12/72
34	(2x) last vs. NO	10/11/15
25	at Was.	12/2/51
24	at Was.	9/17/89
592	at Was.	11/15/10
64	(3x) last at Was.	12/2/51
376	vs. Was.	11/21/48
460	vs. NYG	11/8/53
12	at NYG	9/30/07
486	vs. NYG	11/8/53
62	(2x) last at Ari.	10/26/14
37	last vs. Was.	12/26/15
7	(2x) last vs. Dal.	9/26/71
9	at Chi.	10/12/47
10	vs. NYG	10/9/43
6	(3x) last at Was.	11/6/55
15	at NYG	12/6/87
60.0	(2x) last at Min.	10/28/62
19	vs. Hou.	10/2/88
191	at Sea.	12/13/92

CATEGORY

POINTS
TOUCHDOWNS
RUSHING TDS
PASSING TDS
FIELD GOALS ATTEMPTED
FIELD GOALS MADE
TOTAL FIRST DOWNS
RUSHING FIRST DOWNS
PASSING FIRST DOWNS
TOTAL NET YARDS
RUSHING ATTEMPTS
NET YARDS RUSHING
NET YARDS PASSING
QB SACKS ALLOWED
GROSS YARDS PASSING
PASS ATTEMPTS
PASS COMPLETIONS
INTERCEPTIONS THROWN
TOTAL TURNOVERS
FUMBLES BY
FUMBLES LOST
PUNTS
PUNTING AVERAGE
PENALTIES
YARDS PENALIZED

EAGLES LOWS

0	last vs. Dal.	12/31/17
0	last vs. Dal.	12/31/17
0	last vs. Dal.	12/31/17
0	last vs. Dal.	12/31/17
0	last vs. Dal.	12/31/17
0	last vs. Dal.	12/31/17
2	(5x) last vs. Was.	10/24/37
0	(7x) last at Dal.	10/9/05
0	(2x) last vs. NYG	10/5/57
23	at Det.	9/20/35
9	(4x) last at Dal.	10/9/05
-36	at Chi.	11/19/39
-13	vs. NYG	12/11/77
0	last at Dal	11/19/17
0	at Boston Redskins	10/18/36
3	vs. Pit.	12/1/46
0	at Bos.	10/18/36
0	last at NYG	12/12/17
0	last at NYG	12/12/17
0	last at Dal	11/19/17
0	last at NYG	12/12/17
0	last vs. Bal.	11/15/81
0.0	last vs. Bal.	11/15/81
0	(16x) last vs. Dal.	12/28/08
0	(16x) last vs. Dal.	12/28/08

OPPONENTS HIGHS

62	at NYG	11/26/72
8	(3x) last at NYG	11/26/72
6	vs. GB	11/11/62
5	(12x) last last at Det.	11/26/15
7	at NO	11/30/69
5	(7x) last vs. NYG	10/27/13
37	vs. GB	11/11/62
21	(2x) last vs. GB	11/11/62
22	at StL	12/13/64
652	at Dal.	10/9/66
67	at Det.	9/20/35
370	at Det.	9/20/35
440	at Dal.	10/9/66
11	at Dal.	9/15/91
447	at Dal.	10/9/66
63	at SF	11/25/02
37	vs. Min.	9/20/04
9	at Pit.	12/12/65
12	(2x) last at Pit.	12/12/65
8	vs. GB	12/1/74
6	(2x) last at NYG	11/17/68
15	at Was.	11/5/39
69.0	at Was.	12/27/03
22	vs. Chi.	11/26/44
170	vs. Chi.	11/26/44

CATEGORY

POINTS
TOUCHDOWNS
RUSHING TDS
PASSING TDS
FIELD GOALS ATTEMPTED
FIELD GOALS MADE
TOTAL FIRST DOWNS
RUSHING FIRST DOWNS
PASSING FIRST DOWNS
TOTAL NET YARDS
RUSHING ATTEMPTS
NET YARDS RUSHING
NET YARDS PASSING
QB SACKS ALLOWED
GROSS YARDS PASSING
PASS ATTEMPTS
PASS COMPLETIONS
INTERCEPTIONS THROWN
TOTAL TURNOVERS
FUMBLES BY
FUMBLES LOST
PUNTS
PUNTING AVERAGE
PENALTIES
YARDS PENALIZED

OPPONENTS LOWS

0	last vs. NYG	10/12/14
0	last vs. Chi.	11/26/17
0	last vs. Dal.	12/31/17
0	last vs. Chi.	11/26/17
0	last at LAR	12/10/17
0	last vs. Dal.	12/31/17
1	(3x) last at Cle.	12/3/50
0	(6x) last vs. Ari.	11/27/08
0	(8x) last at Cle.	12/3/50
29	vs. Brooklyn	12/3/44
10	(2x) last vs. Ari.	11/27/08
-33	vs. Brooklyn	10/2/43
	NA	
0	last vs. NYG	9/24/17
0	(4x) last at Cle.	12/3/50
0	at Cle.	12/3/50
0	(5x) last at Cle.	12/3/50
0	last vs. Dal.	12/31/17
0	last at Sea.	12/3/17
0	last at NYG	12/12/17
0	last at NYG	12/12/17
0	last at Pit.	11/7/04
	NA	
0	(11x) last at NYJ	10/14/07
0	(11x) last at NYJ	10/14/07

ALL-TIME PLAYOFF RESULTS



Date	Playoff	Opponent	Result	Site	Attendance	Head Coach
Sun., Dec. 21, 1947	NFL Divisional	Pittsburgh Steelers	W 21-0	Pittsburgh	35,729	Greasy Neale
Sun., Dec. 28, 1947	NFL Championship	Chicago Cardinals	L 21-28	Chicago	30,759	Greasy Neale
Sun., Dec. 19, 1948	NFL Championship	Chicago Cardinals	W 7-0	Philadelphia	36,309	Greasy Neale
Sun., Dec. 18, 1949	NFL Championship	Los Angeles Rams	W 14-0	Los Angeles	27,980	Greasy Neale
Mon., Dec. 26, 1960	NFL Championship	Green Bay Packers	W 17-13	Philadelphia	67,325	Buck Shaw
Sun., Dec. 24, 1978	NFC Wild Card	Atlanta Falcons	L 13-14	Atlanta	49,447	Dick Vermeil
Sun., Dec. 23, 1979	NFC Wild Card	Chicago Bears	W 27-17	Philadelphia	69,397	Dick Vermeil
Sat., Dec. 29, 1979	NFC Divisional	Tampa Bay Buccaneers	L 17-24	Tampa Bay	71,402	Dick Vermeil
Sat., Jan. 3, 1981	NFC Divisional	Minnesota Vikings	W 31-16	Philadelphia	68,434	Dick Vermeil
Sun., Jan. 11, 1981	NFC Championship	Dallas Cowboys	W 20-7	Philadelphia	70,696	Dick Vermeil
Sun., Jan. 25, 1981	Super Bowl 15	Oakland Raiders	L 10-27	New Orleans	75,500	Dick Vermeil
Sun., Dec. 27, 1981	NFC Wild Card	New York Giants	L 21-27	Philadelphia	71,611	Dick Vermeil
Sat., Dec. 31, 1988	NFC Divisional	Chicago Bears	L 12-20	Chicago	65,534	Buddy Ryan
Sun., Dec. 31, 1989	NFC Wild Card	Los Angeles Rams	L 7-21	Philadelphia	57,869	Buddy Ryan
Sat., Jan. 5, 1991	NFC Wild Card	Washington Redskins	L 6-20	Philadelphia	65,287	Buddy Ryan
Sun., Jan. 3, 1993	NFC Wild Card	New Orleans Saints	W 36-20	New Orleans	68,893	Rich Kotite
Sun., Jan. 10, 1993	NFC Divisional	Dallas Cowboys	L 10-34	Dallas	63,721	Rich Kotite
Sat., Dec. 30, 1995	NFC Wild Card	Detroit Lions	W 58-37	Philadelphia	66,099	Ray Rhodes
Sun., Jan. 7, 1996	NFC Divisional	Dallas Cowboys	L 11-30	Dallas	64,371	Ray Rhodes
Sun., Dec. 29, 1996	NFC Wild Card	San Francisco 49ers	L 0-14	San Francisco	56,460	Ray Rhodes
Sun., Dec. 31, 2000	NFC Wild Card	Tampa Bay Buccaneers	W 21-3	Philadelphia	65,813	Andy Reid
Sun., Jan. 7, 2001	NFC Divisional	New York Giants	L 10-20	New York	78,765	Andy Reid
Sat., Jan. 12, 2002	NFC Wild Card	Tampa Bay Buccaneers	W 31-9	Philadelphia	65,847	Andy Reid
Sat., Jan. 19, 2002	NFC Divisional	Chicago Bears	W 33-19	Chicago	66,944	Andy Reid
Sun., Jan. 27, 2002	NFC Championship	St. Louis Rams	L 24-29	St. Louis	66,502	Andy Reid
Sat., Jan. 11, 2003	NFC Divisional	Atlanta Falcons	W 20-6	Philadelphia	66,452	Andy Reid
Sun., Jan. 19, 2003	NFC Championship	Tampa Bay Buccaneers	L 10-27	Philadelphia	66,713	Andy Reid
Sun., Jan. 11, 2004	NFC Divisional	Green Bay Packers	W 20-17 ot	Philadelphia	67,707	Andy Reid
Sun., Jan. 18, 2004	NFC Championship	Carolina Panthers	L 3-14	Philadelphia	67,862	Andy Reid
Sun., Jan. 16, 2005	NFC Divisional	Minnesota Vikings	W 27-14	Philadelphia	67,722	Andy Reid
Sun., Jan. 23, 2005	NFC Championship	Atlanta Falcons	W 27-10	Philadelphia	67,717	Andy Reid
Sun., Feb. 6, 2005	Super Bowl 39	New England Patriots	L 21-24	Jacksonville	78,125	Andy Reid
Sun., Jan. 7, 2007	NFC Wild Card	New York Giants	W 23-20	Philadelphia	69,094	Andy Reid
Sat., Jan. 13, 2007	NFC Divisional	New Orleans Saints	L 24-27	New Orleans	70,001	Andy Reid
Sun., Jan. 4, 2009	NFC Wild Card	Minnesota Vikings	W 26-14	Minneapolis	61,746	Andy Reid
Sun., Jan. 11, 2009	NFC Divisional	New York Giants	W 23-11	New York	79,193	Andy Reid
Sun., Jan. 18, 2009	NFC Championship	Arizona Cardinals	L 25-32	Glendale	70,650	Andy Reid
Sat., Jan. 9, 2010	NFC Wild Card	Dallas Cowboys	L 14-34	Dallas	92,951	Andy Reid
Sun., Jan. 9, 2011	NFC Wild Card	Green Bay Packers	L 16-21	Philadelphia	69,144	Andy Reid
Sat., Jan. 4, 2014	NFC Wild Card	New Orleans Saints	L 24-26	Philadelphia	69,144	Chip Kelly
Sat., Jan. 13, 2018	NFC Divisional	Atlanta Falcons	W 15-10	Philadelphia	69,596	Doug Pederson
Sun., Jan. 21, 2018	NFC Championship	Minnesota Vikings	W 38-7	Philadelphia	69,596	Doug Pederson
Sun., Feb. 4, 2018	Super Bowl	New England Patriots	W 41-33	Minneapolis	67,612	Doug Pederson

PLAYOFF GAME BREAKDOWN

Overall Record	22-21
Home	15-7
Road	6-12
Super Bowl	1-2
NFL Championship	3-1
NFC Championship	3-4
NFC Divisional	8-6
NFC Wild Card	7-8
Overtime	1-0
Points Scored-Allowed	875-796



SERVICE

Most Games Played (Starts), Career

1.	David Akers	19 (0)
2.	Brian Dawkins	18 (18)
3.	Jon Runyan	17 (17)
	Tra Thomas	17 (17)
5.	Donovan McNabb	16 (16)
6.	Koy Detmer	13 (0)
	Sheldon Brown	13 (10)
8.	Quintin Mikell	12 (5)
	Mike Bartrum	12 (0)
	Todd Pinkston	12 (10)
	Corey Simon	12 (12)
	Bobby Taylor	12 (12)
	Darwin Walker	12 (9)
14.	Jeremiah Trotter	11 (11)
	Brian Westbrook	11 (8)
	Chad Lewis	11 (10)
	Jermame Mayberry	11 (10)
18.	Correll Buckhalter	10 (0)
	Hugh Douglas	10 (7)
	Hank Fraley	10 (10)
	Freddie Mitchell	10 (3)

SCORING

Most Points, Career

134	David Akers (19 games)
36	Brian Westbrook (11 games)
36	Harold Carmichael (7 games)
36	Tony Franklin (6 games)
36	Wilbert Montgomery (7 games)

Most Points, Game

16	Gary Anderson (12/30/95 vs. Lions) NFC-WC
15	David Akers (1/19/02 at Bears) NFC-D
14	David Akers (1/4/09 at Vikings) NFC-WC
12	(11 times) last by Alshon Jeffery (1/21/18 vs. Vikings) NFC-C

Most Touchdowns, Career

6	Brian Westbrook (11 games)
6	Harold Carmichael (7 games)
6	Wilbert Montgomery (7 games)
5	Duce Staley (7 games)
4	Donovan McNabb (16 games)
3	Alshon Jeffery (3 games), Brent Celek (9 games), Steve Van Buren (4 games), Fred Barnett (5 games), Chad Lewis (11 games)

Most Touchdowns, Game

2	(10 times) last by Alshon Jeffery (1/21/18 vs. Vikings) NFC-C
---	--

Most Points After Touchdown, Career

41	David Akers (19 games)
15	Tony Franklin (6 games)

Most Points After Touchdown, Game

7	Gary Anderson (12/30/95 vs. Lions) NFC-WC
5	Jake Elliott (1/21/18 vs. Vikings) NFC-C
4	(3 times) last by David Akers (1/12/02 vs. Bucs) NFC-WC

Most Field Goals, Career

31	David Akers (19 games)
7	Jake Elliott (3 games)
7	Tony Franklin (6 games)
5	Roger Ruzek (4 games)

Most Field Goals, Game

4	David Akers (1/4/09 at Vikings) NFC-WC
4	David Akers (1/19/02 at Bears) NFC-D
4	Luis Zendejas (12/31/88 at Bears) NFC-D
3	Jake Elliott (2/4/18 vs. Patriots) SB52
3	Jake Elliott (1/13/18 vs. Falcons) NFC-D
3	David Akers (1/11/09 at Giants) NFC-D
3	David Akers (1/7/07 vs. Giants) NFC-WC
3	Gary Anderson (12/30/95 vs. Lions) NFC-WC

Longest Field Goals

53	Jake Elliott (1/13/18 vs. Falcons) NFC-D
51	David Akers (1/4/09 at Vikings) NFC-WC
48	David Akers (1/7/07 vs. Giants) NFC-WC
46	Jake Elliott (2/4/18 vs. Patriots) SB52
46	David Akers (1/27/02 at Rams) NFC-C
46	David Akers (1/19/02 at Bears) NFC-D
45	David Akers (1/18/09 at Cardinals) NFC-C
45	David Akers (1/4/09 at Vikings) NFC-WC

PASSING

Most Passes Attempted, Career

577	Donovan McNabb (16 games)
226	Ron Jaworski (7 games)
214	Randall Cunningham (7 games)

Most Passes Attempted, Game

54	Randall Cunningham (12/31/88 at Bears) NFC-D
51	Donovan McNabb (2/6/05 vs. Patriots) SB39
49	Donovan McNabb (1/19/03 vs. Buccaneers) NFC-C
47	Donovan McNabb (1/18/09 at Cardinals) NFC-C

Most Passes Completed, Career

341	Donovan McNabb (16 games)
113	Randall Cunningham (7 games)
103	Ron Jaworski (7 games)
100	Nick Foles (4 games)

Most Passes Completed, Game

30	Donovan McNabb (2/6/05 vs. Patriots) SB39
28	Nick Foles (2/4/18 vs. Patriots) SB52
28	Donovan McNabb (1/18/09 at Cardinals) NFC-CG
27	Randall Cunningham (12/31/88 at Bears) NFC-D
27	Tommy Thompson (12/28/47 at Chicago Cardinals) NFL-CG

Most Yards Gained, Career

3,752	Donovan McNabb (16 games)
1,390	Randall Cunningham (7 games)
1,319	Ron Jaworski (7 games)

Most Yards Gained, Game

407	Randall Cunningham (12/31/88 at Bears) NFC-D
375	Donovan McNabb (1/18/09 at Cardinals) NFC-CG
357	Donovan McNabb (2/6/05 vs. Patriots) SB39
352	Nick Foles (1/21/18 vs. Vikings) NFC-CG
300	Donovan McNabb (1/4/09 at Vikings) NFC-WC

Most Touchdown Passes, Career

24	Donovan McNabb (16 games)
9	Ron Jaworski (7 games)
8	Nick Foles (4 games)
4	Tommy Thompson (4 games)



Most Touchdown Passes, Game

- 3 **Nick Foles (2/4/18 vs. Patriots) SB52**
- 3 **Nick Foles (1/21/18 vs. Vikings) NFC-CG**
- 3 Donovan McNabb (1/18/09 at Cardinals) NFC-CG
- 3 Donovan McNabb (2/6/05 vs. Patriots) SB39
- 3 Rodney Peete (12/30/95 vs. Lions) NFC-WC
- 3 Ron Jaworski (12/23/79 vs. Bears) NFC-WC

Longest Pass Play

- 76t Michael Vick to Jeremy Maclin (1/9/10 at Cowboys) NFC-WC
- 75t Jeff Garcia to Donté Stallworth (1/13/07 at Saints) NFC-D
- 71t Donovan McNabb to Brian Westbrook (1/4/09 at Vikings) NFC-WC
- 66 Randall Cunningham to Keith Jackson (1/5/91 vs. Redskins) NFC-WC
- 65 Randall Cunningham to Keith Jackson (12/31/88 at Bears) NFC-D

RUSHING

Most Attempts, Career

- 141 Wilbert Montgomery (7 games)
- 129 Brian Westbrook (11 games)
- 93 Duce Staley (7 games)
- 93 Steve Van Buren (4 games)
- 72 Donovan McNabb (16 games)

Most Attempts, Game

- 31 Steve Van Buren (12/18/49 at LA Rams) NFL-CG
- 26 (4 times) last by Montgomery (1/11/81 vs. Cowboys) NFC-CG
- 22 Chris Warren (12/31/00 vs. Buccaneers) NFC-WC

Longest Run From Scrimmage

- 62t Brian Westbrook (1/13/07 at Saints) NFC-D
- 55 Wilbert Montgomery (1/11/81 vs. Cowboys) NFC-CG
- 49t Brian Westbrook (1/7/07 vs. Giants) NFC-WC
- 49 Steve Van Buren (12/18/49 at LA Rams) NFL-CG
- 42 Wilbert Montgomery (1/11/81 vs. Cowboys) NFC-CG

Most Yards Gained, Career

- 591 Brian Westbrook (11 games)
- 518 Wilbert Montgomery (7 games)
- 422 Donovan McNabb (16 games)
- 384 Duce Staley (7 games)
- 365 Steve Van Buren (4 games)

Most Yards Gained, Game (includes all 100-yard performances)

- 196 Steve Van Buren (12/18/49 at LA Rams) NFL-CG
- 194 Wilbert Montgomery (1/11/81 vs. Cowboys) NFC-CG
- 141 Brian Westbrook (1/7/07 vs. Giants) NFC-WC
- 116 Brian Westbrook (1/13/07 at Saints) NFC-D
- 107 Donovan McNabb (1/11/04 vs. Packers) NFC-D
- 105 Heath Sherman (1/3/93 at Saints) NFC-WC

Most Touchdowns Rushing, Career

- 6 Wilbert Montgomery (7 games)
- 4 Donovan McNabb (16 games)
- 3 LeGarrette Blount (3 games)
- 3 Brian Westbrook (11 games)
- 2 Steve Van Buren (4 games)
- 2 Duce Staley (7 games)

Most Touchdowns, Game

- 2 Brian Westbrook (1/13/07 at Saints) NFC-D
- 2 Wilbert Montgomery (12/27/81 vs. Giants) NFC WC
- 2 Wilbert Montgomery (1/3/81 vs. Vikings) NFC-D

RECEIVING

Most Receptions, Career

- 38 Chad Lewis (11 games)
- 35 Duce Staley (7 games)
- 33 Brian Westbrook (11 games)
- 32 Todd Pinkston (12 games)

Most Receptions, Game

- 10 Brent Celek (1/18/09 at Cardinals) NFC-CG
- 9 **Nelson Agholor (2/4/18 vs. Patriots) SB52**
- 9 Terrell Owens (2/6/05 vs. Patriots) SB39
- 9 Keith Byars (12/31/89 vs. LA Rams) NFC-WC and (12/31/88 at Bears) NFC-D
- 8 **Zach Ertz (1/21/18 vs. Vikings) NFC-CG**
- 8 Duce Staley (1/27/02 at Rams) NFC-CG
- 8 Fred Barnett (12/30/95 vs. Lions) NFC-WC
- 8 Jack Ferrante (12/28/47 at Chicago Cardinals) NFL-CG

Most Yards Gained, Career

- 465 Harold Carmichael (7 games)
- 433 Todd Pinkston (12 games)
- 409 Chad Lewis (11 games)
- 334 Brian Westbrook (11 games)
- 321 DeSean Jackson (6 games)

Most Yards Gained, Game (includes all 100-yard performances)

- 146 Jeremy Maclin (1/9/10 at Cowboys) NFC WC
- 142 Keith Jackson (12/31/88 at Bears) NFC-D
- 122 Kevin Curtis (1/18/09 at Cardinals) NFC-C
- 122 Terrell Owens (2/6/05 vs. Patriots) SB39
- 116 Keith Jackson (1/5/91 vs. Redskins) NFC-WC
- 111 Harold Carmichael (12/23/79 vs. Bears) NFC-WC
- 100 **Corey Clement (2/4/18 vs. Patriots) SB52**

Most Touchdowns, Career

- 6 Harold Carmichael (7 games)
- 3 **Alshon Jeffery (3 games)**
- 3 Brent Celek (9 games)
- 3 Brian Westbrook (11 games)
- 3 Fred Barnett (5 games)
- 3 Chad Lewis (11 games)
- 3 Duce Staley (7 games)

Most Touchdowns, Game

- 2 **Alshon Jeffery (1/21/18 vs. Vikings) NFC-CG**
- 2 Brent Celek (1/18/09 at Cardinals) NFC-CG
- 2 Chad Lewis (1/23/05 vs. Falcons) NFC-C
- 2 Fred Barnett (1/3/93 at Saints) NFC-WC
- 2 Harold Carmichael (12/23/79 vs. Bears) NFC-WC



INTERCEPTIONS

Most Interceptions, Career

- 5 Herman Edwards (7 games)
- 4 Brian Dawkins (18 games)
- 3 Damon Moore (5 games), Eric Allen (5 games), Seth Joyner (5 games), Roynell Young (5 games)

Most Interceptions, Game

- 2 Damon Moore (1/12/02 vs. Buccaneers) NFC-WC
- 2 Eric Allen (1/3/93 at Saints) NFC-WC
- 2 Herman Edwards (1/3/81 vs. Vikings) NFC-D
- 2 Roynell Young (1/3/81 vs. Vikings) NFC-D

Longest Interception Return

- 59t Damon Moore (1/12/02 vs. Buccaneers) NFC-WC
- 50t Patrick Robinson (1/21/18 vs. Vikings) NFC-CG
- 44t Asante Samuel (1/4/09 at Vikings) NFC-WC
- 39t Bobby Taylor (1/11/03 vs. Falcons) NFC-D
- 37 Jerry Robinson (12/29/79 at Buccaneers) NFC-D

Most Interception Return Yards, Career

- 77 Damon Moore (5 games)
- 75 Brian Dawkins (18 games)
- 69 Asante Samuel (5 games)

Most Interception Return Yards, Game

- 59 Damon Moore (1/12/02 vs. Buccaneers) NFC-WC
- 50 Patrick Robinson (1/21/18 vs. Vikings) NFC-CG
- 44 Asante Samuel (1/4/09 at Vikings) NFC-WC
- 39 Bobby Taylor (1/11/03 vs. Falcons) NFC-D

SACKS

Most Sacks, Career

- 4 Derrick Burgess (6 games)
- 4 Hugh Douglas (10 games)
- 4 Reggie White (5 games)

Most Sacks, Game

- 2 Darwin Walker (1/13/07 at Saints) NFC-D
- 2 Derrick Burgess (1/23/05 vs. Falcons) NFC-C
- 2 Hugh Douglas (12/31/00 vs. Buccaneers) NFC-WC

NFC-WC: NFC Wild Card, **NFC-D:** NFC Divisional Playoff,
NFL-D: NFL Divisional Playoff, **NFL-CG:** NFL Championship,
NFC-CG: NFC Championship, **SB:** Super Bowl,
 * denotes NFL playoff record
 # denotes ties NFL playoff record

PUNT RETURNS

Most Punt Returns, Career

- 16 Brian Mitchell (7 games)
- 13 John Sciarra (7 games)

Most Punt Returns, Game

- 6 John Sciarra (1/11/81 vs. Cowboys) NFC-CG
- 5 DeSean Jackson (1/4/09 at Vikings) NFC-WC
- 4 (7 times) last by Reno Mahe (1/11/04 vs. Packers) NFC-D

Most Yards on Punt Returns, Career

- 174 DeSean Jackson (6 games)
- 135 Brian Mitchell (7 games)
- 130 John Sciarra (7 games)

Most Yards on Punt Returns, Game

- 109 DeSean Jackson (1/4/09 at Vikings) NFC-WC
- 101 Bosh Pritchard (12/21/47 at Steelers) NFL-D
- 69 John Sciarra (1/11/81 vs. Cowboys) NFC-CG

Longest Punt Return

- 79t Bosh Pritchard (12/21/47 at Steelers) NFL-D
- 62 DeSean Jackson (1/4/09 at Vikings) NFC-WC
- 34 Wally Henry (12/23/79 vs. Bears) NFC-WC

KICKOFF RETURNS

Most Kickoff Returns, Career

- 22 Brian Mitchell (7 games)
- 11 Billy Campfield (7 games)

Most Kickoff Returns, Game

- 6 Brian Mitchell (1/27/02 at StL Rams) NFC-CG
- 5 (seven times) last by Brad Smith (1/4/14 vs. Saints) NFC-WC

Most Yards, Career

- 522 Brian Mitchell (7 games)
- 201 Billy Campfield (7 games)

Most Yards, Game

- 128 Brian Mitchell (1/27/02 at StL Rams) NFC-CG
- 125 (three times) last by James Thrash (1/11/04 vs. Packers) NFC-D

Longest Kickoff Return

- 70 Brian Mitchell (1/19/03 vs. Buccaneers) NFC-CG
- 58 Ted Dean (12/26/60 vs. Packers) NFL-CG



SCORING

Most Points, Game

- 58 vs. Lions (12/30/95) NFC-WC
- 41 vs. Patriots (2/4/18) SB52
- 38 vs. Vikings (1/21/18) NFC-CG
- 36 at Saints (1/3/93) NFC-WC

Most Points, Both Teams, Game

- 95 vs. Lions (12/30/95) NFC-WC; Eagles 58, Lions 37
- 74 vs. Patriots (2/4/18) SB52; Eagles 41, Patriots 33
- 57 at Cardinals (1/18/09) NFC-CG; Eagles 25, Cardinals 32
- 56 at Saints (1/3/93) NFC-WC; Eagles 36, Saints 20

Fewest Points, Both Teams, Game

- 7 vs. Chicago Cardinals (12/19/48) NFL-CG; Eagles 7, Cardinals 0
- 14 at 49ers (12/29/96) NFC-WC; 49ers 14, Eagles 0
- 14 at LA Rams (12/18/49) NFL-CG; Eagles 14, Rams 0

Largest Margin of Victory, Game

- 31 vs. Vikings (1/21/18) NFC-CG; Eagles 38, Vikings 7
- 22 vs. Buccaneers (1/12/02) NFC-WC; Eagles 31, Buccaneers 9
- 21 (twice) vs. Lions (12/30/95) NFC-WC; Eagles 58, Lions 37 & at Steelers (12/21/47) NFL-D; Eagles 21, Steelers 0

TOUCHDOWNS

Most Touchdowns, Game

- 7 vs. Lions (12/30/95) NFC-WC
- 5 vs. Patriots (2/4/18) SB52
- 5 vs. Vikings (1/21/18) NFC-CG
- 4 (three times) last vs. Bucs (1/12/02) NFC-WC

Most Touchdowns, Both Teams, Game

- 12 vs. Lions (12/30/95) NFC-WC; Eagles 7, Lions 5
- 9 vs. Patriots (2/4/18) SB52; Eagles 5, Patriots 4
- 7 (three times) last at Cardinals (1/18/09) NFC-C; Cardinals 4, Eagles 3

Fewest Touchdowns, Both Teams, Game

- 1 vs. Chicago Cardinals (12/19/48) NFL-CG; Eagles 1, Cardinals 0
- 2 (8 times) last vs. Falcons (1/13/18) NFC-D; Eagles 1, Falcons 1

FIELD GOALS

Most Field Goals, Game

- 4 at Vikings (1/4/09) NFC-WC
- 4 at Bears (1/19/02) NFC-D
- 4 at Bears (12/31/88) NFC-D

Most Field Goals, Both Teams, Game

- 6 at Giants (1/11/09) NFC-D
- 6 at Bears (12/31/88) NFC-D; Eagles 4, Bears 2
- 5 vs. Patriots (2/4/18) SB52; Eagles 3, Patriots 2
- 5 vs. Saints (1/4/14) NFC-WC; Eagles 1, Saints 4
- 5 vs. Giants (1/7/07) NFC-WC; Eagles 3, Giants 2
- 5 at Bears (1/19/02) NFC-D; Eagles 4, Bears 1

Most Field Goals Attempted, Game

- 5 at Bears (12/31/88) NFC-D
- 4 at Vikings (1/4/09) NFC-WC
- 4 at Bears (1/19/02) NFC-D
- 4 vs. Lions (12/30/95) NFC-WC

Most FGs Attempted, Both Teams, Game

- 9 at Bears (12/31/88) NFC-D; Eagles 5, Bears 4
- 8 at Giants (1/11/09) NFC-D; Eagles 3, Giants 5
- 6 vs. Patriots (2/4/18) SB52; Eagles 3, Patriots 3
- 6 vs. Saints (1/4/14) NFC-WC; Eagles 2, Saints 4
- 6 vs. Falcons (1/11/03) NFC-D; Eagles 3, Falcons 3

FIRST DOWNS

Most First Downs, Game

- 27 vs. Vikings (1/21/18) NFC-CG
- 25 vs. Patriots (2/4/18) SB52
- 24 vs. Patriots (2/6/05) SB39
- 24 vs. Vikings (1/3/81) NFL-D
- 23 vs. Vikings (1/16/05) NFC-D

Fewest First Downs, Game

- 11 at Giants (1/7/01) NFC-D
- 12 at Cowboys (1/10/93) NFC-D

Most First Downs, Both Teams, Game

- 54 vs. Patriots (2/4/18) SB52; Patriots 29, Eagles 25
- 49 vs. Vikings (1/21/18) NFC-CG; Eagles 27, Vikings 22
- 48 vs. Lions (12/30/95) NFC-WC; Lions 26, Eagles 22
- 45 vs. Patriots (2/6/05) SB39; Eagles 24, Patriots 21

Fewest First Downs, Both Teams, Game

- 24 (three times) last at LA Rams (12/18/49) NFL-CG; Eagles 17, Rams 7

Most First Downs, Rushing, Game

- 16 vs. Chicago Cardinals (12/19/48) NFL-CG
- 13 vs. Cowboys (1/11/81) NFC-CG

Fewest First Downs, Rushing, Game

- 0 at Cowboys (1/9/10) NFC-WC
- 1 at Bears (12/31/88) NFC-D
- 2 at Vikings (1/4/09) NFC-WC

Most First Downs, Passing, Game

- 21 at Bears (12/31/88) NFC-D
- 19 vs. Patriots (2/4/18) SB52
- 19 vs. Vikings (1/21/18) NFC-CG
- 18 vs. Patriots (2/6/05) SB39

Fewest First Downs, Passing, Game

- 0 vs. Chicago Cardinals (12/19/48) NFL-CG
- 4 at LA Rams (12/18/49) NFL-CG

TOTAL NET YARDS

Most Yards Gained, Game

- 538 vs. Patriots (2/4/18) SB52
- 456 vs. Vikings (1/21/18) NFC-CG
- 454 at Cardinals (1/18/09) NFC-CG
- 452 vs. Lions (12/30/95) NFC-WC
- 430 at Bears (12/31/88) NFC-D

Fewest Yards Gained, Game

- 178 at Cowboys (1/10/93) NFC-D
- 186 at Giants (1/7/01) NFC-D

RUSHING

Most Attempts, Game

- 61 at LA Rams (12/18/49) NFL-CG
- 57 vs. Chicago Cardinals (12/19/48) NFL-CG
- 52 at Steelers (12/21/47) NFL-D

Fewest Attempts, Game

- 13 at Cowboys (1/9/10) NFC-WC
- 14 at Giants (1/7/01) NFC-D
- 16 at Bears (12/31/88) NFC-D

Most Yards Gained, Game

- 274 at LA Rams (12/18/49) NFL-CG
- 263 vs. Cowboys (1/11/81) NFC-CG
- 225 vs. Chicago Cardinals (12/19/48) NFL-CG

Fewest Yards Gained, Game

- 45 vs. Patriots (2/6/05) SB39
- 46 at Giants (1/7/01) NFC-D

Most Touchdowns, Game

- 3 vs. Vikings (1/3/81) NFC-D
- 2 (six times) last at Saints (1/13/07) NFC-D



PASSING

Most Attempts, Game

- 55 at Bears (12/31/88) NFC-D
- 51 vs. Patriots (2/6/05) SB39

Fewest Attempts, Game

- 9 at LA Rams (12/18/49) NFL-CG
- 12 vs. Chicago Cardinals (12/19/48) NFL-CG

Most Completions, Game

- 30 vs. Patriots (2/6/05) SB39
- 29 vs. Patriots (2/4/18) SB52
- 28 at Cardinals (1/18/09) NFC-CG
- 27 at Bears (12/31/88) NFC-CG
- 27 at Chicago Cardinals (12/28/47) NFL-CG

Fewest Completions, Game

- 2 vs. Chicago Cardinals (12/19/48) NFL-CG
- 5 at LA Rams (12/18/49) NFL-CG

Most Yards Gained, Game

- 378 at Bears (12/31/88) NFC-D
- 374 vs. Patriots (2/4/18) SB52
- 357 at Cardinals (1/18/09) NFC-CG

Fewest Yards Gained, Game

- 7 vs. Chicago Cardinals (12/19/48) NFL-CG
- 68 at LA Rams (12/18/49) NFL-CG

Most Times Sacked, Game

- 8 vs. Packers (1/11/04) NFC-D
- 6 at Giants (1/7/01) NFC-D

Most Touchdowns, Game

- 4 vs. Patriots (2/4/18) SB52
- 3 vs. Vikings (1/21/18) NFC-CG
- 3 at Cardinals (1/18/09) NFC-CG
- 3 vs. Patriots (2/6/05) SB39
- 3 vs. Lions (12/30/95) NFC-WC
- 3 vs. Bears (12/23/79) NFC-WC

INTERCEPTIONS

Most Interceptions By, Game

- 6 vs. Lions (12/30/95) NFC-WC
- 5 vs. Vikings (1/3/81) NFC-D
- 4 vs. Buccaneers (1/12/02) NFC-WC

PUNTING

Most Punts, Game

- 9 vs. LA Rams (12/31/89) NFC-WC
- 9 at Falcons (12/24/78) NFC-WC

Fewest Punts, Game

- 1 vs. Patriots (2/4/18) SB52
- 1 at Cardinals (1/18/09) NFC-CG
- 3 (three times) last vs. Falcons (1/23/05) NFC-C

Highest Average, Punting, Game

- 58.0 at Cardinals (1/18/09) NFC-CG
- 51.2 at Saints (1/3/93) NFC-WC
- 50.6 at Cowboys (1/9/10) NFC-WC
- 48.8 vs. Saints (1/4/14) NFC-WC
- 45.3 vs. Giants (1/7/07) NFC-WC

Lowest Average, Punting, Game

- 32.5 at Bears (12/31/88) NFC-D

PENALTIES

Most Penalties, Game

- 9 at Cowboys (1/9/10) NFC-WC
- 8 at Giants (1/11/09) NFC-D
- 8 vs. Lions (12/30/95) NFC-WC
- 8 at Buccaneers (12/29/79) NFC-D

Fewest Penalties, Game

- 0 vs. Packers (12/26/60) NFL-CG
- 2 at StL Rams (1/27/02) NFC-CG
- 2 vs. Buccaneers (12/31/00) NFC-WC

Most Yards Penalized, Game

- 116 at Cowboys (1/9/10) NFC-WC
- 80 vs. Lions (12/30/95) NFC-WC
- 77 vs. Giants (1/7/07) NFC-WC
- 76 at Cowboys (1/10/93) NFC-D

Fewest Yards Penalized, Game

- 0 vs. Packers (12/26/60) NFL-CG
- 15 at StL Rams (1/27/02) NFC-CG

FUMBLES

Most Fumbles, Game

- 6 vs. LA Rams (12/31/89) NFC-WC
- 5 vs. Giants (12/27/81) NFC-WC

Most Fumbles Lost, Game

- 3 at Cowboys (1/9/10) NFC-WC
- 2 (12 times) last vs. Falcons (1/13/18) NFC-D

Most Fumbles Committed by Opponent, Game

- 5 vs. Cowboys (1/11/81) NFC-CG
- 4 vs. Packers (1/9/11) NFC-WC
- 3 (five times) last at Giants (1/7/01) NFC-D

Most Fumbles Lost by Opponent

- 3 (four times) last at Giants (1/7/01) NFC-D

TURNOVERS

Most Turnovers, Game

- 4 (four times) last at Dallas (1/9/10) NFC-WC

Fewest Turnovers, Game

- 0 vs. Saints (1/4/14) NFC-WC
- 0 at Saints (1/13/07) NFC-D
- 0 vs. Giants (1/7/07) NFC-WC
- 0 vs. Falcons (1/23/05) NFC-C
- 0 vs. Falcons (1/11/03) NFC-D

NFC-WC: NFC Wild Card, **NFC-D:** NFC Divisional Playoff,
NFL-D: NFL Divisional Playoff, **NFL-CG:** NFL Championship,
NFC-CG: NFC Championship, **SB:** Super Bowl,
 * denotes NFL playoff record



RECORDS VS. OTHER NFL TEAMS

Opponent	W	L	T
Arizona Cardinals (a).....	56	59	5
Atlanta Falcons	19	14	1
Baltimore Ravens	2	2	1
Boston Yanks	7	2	0
Brooklyn Dodgers	6	15	1
Buffalo Bills	7	6	0
Carolina Panthers	7	4	0
Chicago Bears	14	30	1
Cincinnati Bengals.....	3	9	1
Cincinnati Reds	3	0	0
Cleveland Browns	17	31	1
Dallas Cowboys	52	66	0
Dallas Texans.....	1	0	0
Denver Broncos.....	8	5	0
Detroit Lions (b).....	17	15	2
Green Bay Packers	16	28	0
Houston Texans.....	4	0	0
Indianapolis Colts (c).....	9	10	0
Jacksonville Jaguars.....	2	3	0
Kansas City Chiefs.....	4	4	0
Los Angeles Chargers (d).....	5	7	0
Los Angeles Rams (e).....	21	19	1
Miami Dolphins	6	8	0
Minnesota Vikings	14	13	0
New England Patriots.....	8	6	0
New Orleans Saints.....	17	13	0
New York Bulldogs	2	0	0
New York Giants	84	86	2
New York Jets	10	0	0
Oakland Raiders (f).....	7	6	0
Pittsburgh Steelers	48	28	3
San Francisco 49ers	13	19	1
Seattle Seahawks	7	9	0
Tampa Bay Buccaneers	10	8	0
Tennessee Titans (g).....	7	4	0
Washington Redskins (h).....	76	86	6

Note: Records include postseason games

Note: Records include games from the 1943 season when Philadelphia and Pittsburgh merged to play as the Steagles

(a) - Franchise in Chicago prior to 1960 and in St. Louis from 1960-1987; changed their name from Phoenix to Arizona in 1994

(b) - Franchise in Portsmouth prior to 1934 and known as the Spartans

(c) - Franchise in Baltimore prior to 1984

(d) - Franchise in San Diego prior to 2017

(e) - Franchise in Cleveland prior to 1946, in Los Angeles prior to 1995 and in St. Louis prior to 2016

(f) - Franchise in Los Angeles from 1982 to 1994

(g) - Franchise in Houston prior to 1997 and known as the Oilers prior to 1999

(h) - Franchise in Boston prior to 1937

ALL-TIME RECORD

Regular Season: 568-594-26

Playoffs: 22-21

Overall: 590-615-26

* includes 1943 record when Eagles and Steelers combined as the "Steagles"

HOME RECORD BY STADIUM

Venue	Record	Playoffs
Baker Bowl (1933-35)	3-11-1	0-0
Temple Stadium (1934-35)	1-1-0	0-0
Point Stadium (Johnstown, PA - 1936)	0-1-0	0-0
Laidley Field (Charleston, WV - 1938)	1-0-0	0-0
War Memorial Stadium (Charleston, WV - 1942)	0-1-0	0-0
Forbes Field (Pittsburgh, PA - 1943)	2-0-0	0-0
Municipal Stadium (1936-39, 1941, 1947, 1950, 1954)	5-14-2	0-0
Shibe Park/Connie Mack Stadium (1940-57)	57-35-6	1-0
Franklin Field (1958-70)	41-45-2	1-0
Veterans Stadium (1971-2002)	144-111-2	7-4
Lincoln Financial Field (2003-pres.)	77-52-0	6-2
TOTALS.....	331-271-13	15-6

* Record includes playoff games

RECORD AT CURRENT NFL STADIUMS

Venue	Record	Playoffs
University of Phoenix Stadium, Arizona.....	0-3	0-1
Mercedes-Benz Stadium, Atlanta	0-0	0-0
M&T Bank Stadium, Baltimore	0-2	0-0
New Era Field, Buffalo	3-4	0-0
Bank of America Stadium, Carolina.....	3-2	0-0
Soldier Field, Chicago	5-8	1-1
Paul Brown Stadium, Cincinnati	0-1-1	0-0
FirstEnergy Stadium, Cleveland.....	3-0	0-0
AT&T Stadium, Dallas.....	6-4	0-1
Broncos Stadium at Mile High, Denver	0-2	0-0
Ford Field, Detroit	2-2	0-0
Lambeau Field, Green Bay	5-9	0-0
NRG Stadium, Houston	2-0	0-0
Lucas Oil Stadium, Indianapolis.....	1-0	0-0
TIAA Bank Field, Jacksonville	1-3	^0-1
Arrowhead Stadium, Kansas City.....	3-2	0-0
StubHub Center, Los Angeles Chargers	1-0	0-0
Los Angeles Memorial Coliseum, Los Angeles Rams	2-5	0-0
Hard Rock Stadium, Miami.....	2-2	0-0
U.S. Bank Stadium, Minnesota.....	0-0	^1-0
Gillette Stadium, New England	1-1	0-0
Mercedes-Benz Superdome, New Orleans.....	8-6	^1-2
MetLife Stadium, NY Giants and NY Jets.....	7-2	0-0
O.Co Coliseum, Oakland	1-3	0-0
Heinz Field, Pittsburgh	0-2	0-0
Levi's Stadium, San Francisco	0-1	0-0
CenturyLink Field, Seattle	2-3	0-0
Nissan Stadium, Tennessee.....	0-2	0-0
Raymond James Stadium, Tampa Bay	3-1	0-0
FedExField, Washington	12-9	0-0

* Record includes playoff games

^ Record includes Super Bowl appearances at stadium



OVERTIME RESULTS

Date	Opponent	Result
Sept. 27, 1976 (MNF)	Washington	L, 17-20
Sept. 12, 1982	Washington	L, 34-37
Dec. 11, 1983	New Orleans	L, 17-20
Nov. 4, 1984	at Detroit	T, 23-23
Sept. 29, 1985	NY Giants	L, 10-16
Nov. 10, 1985	Atlanta	W, 23-17
Sept. 14, 1986	at Chicago	L, 10-13
Nov. 30, 1986	at LA Raiders	W, 33-27
Dec. 7, 1986	StL Cardinals	T, 10-10
Oct. 18, 1987	at Green Bay	L, 10-16
Nov. 29, 1987	at New England	W, 34-31
Dec. 6, 1987	at NY Giants	L, 20-23
Nov. 20, 1988	at NY Giants	W, 23-17
Dec. 9, 1990	at Miami	L, 20-23
Dec. 13, 1992	at Seattle	W, 20-17
Jan. 3, 1994 (MNF)	at San Francisco	W, 37-34
Oct. 8, 1995	Washington	W, 37-34
Oct. 19, 1997	Arizona	W, 13-10
Nov. 16, 1997	at Baltimore	T, 10-10
Dec. 13, 1998	Arizona	L, 17-20
Oct. 31, 1999	NY Giants	L, 17-23
Nov. 28, 1999	at Washington	L, 17-20
Nov. 5, 2000	Dallas	W, 16-13
Nov. 12, 2000	at Pittsburgh	W, 26-23
Sept. 9, 2001	StL Rams	L, 17-20
Dec. 28, 2002	at NY Giants	L, 7-10
Dec. 21, 2003	San Francisco	L, 28-31
Jan. 11, 2004 (NFC D)	Green Bay	W, 20-17
Oct. 24, 2004	at Cleveland	W, 34-31
Dec. 11, 2005	NY Giants	L, 23-26
Sept. 17, 2006	NY Giants	L, 24-30
Nov. 16, 2008	at Cincinnati	T, 13-13
Oct. 14, 2012	vs. Detroit	L, 23-26
Nov. 8, 2015	at Dallas	W, 33-27
Oct. 30, 2016	at Dallas	L, 23-29

OVERTIME RECORD: 13-18-4

(MNF) - Monday Night Football
(NFC D) - NFC Divisional Playoff game

THANKSGIVING DAY GAMES

Date	Opponent	Result
Nov. 23, 1939	Pittsburgh	W, 17-14
Nov. 28, 1940	Pittsburgh	W, 7-0
Nov. 28, 1968	at Detroit	W, 12-0
Nov. 23, 1989	at Dallas	W, 27-0
Nov. 27, 2008	Arizona	W, 48-20
Nov. 27, 2014	at Dallas	W, 33-10
Nov. 26, 2015	at Detroit	L, 14-45

RECORD BY HEAD COACH

Head Coach	Record	Playoffs
Lud Wray (1933-35)	9-21-1	0-0
Bert Bell (1936-40)	10-44-2	0-0
Greasy Neale (1941-50)	66-44-5	3-1
Walt Kiesling (a) (1943)	---	---
Bo McMillin (b) (1951)	2-0-0	0-0
Wayne Millner (c) (1951)	2-8-0	0-0
Jim Trimble (1952-55)	25-20-3	0-0
Hugh Devore (1956-57)	7-16-1	0-0
Buck Shaw (1958-60)	20-16-1	1-0
Nick Skorich (d) (1961-63)	15-24-3	0-0
Joe Kuharich (d) (1964-68)	28-41-1	0-0
Jerry Williams (1969-71)	7-22-2	0-0
Ed Khayat (e) (1971-72)	8-15-2	0-0
Mike McCormack (1973-75)	16-25-1	0-0
Dick Vermeil (1976-82)	57-51-0	3-4
Marion Campbell (1983-85)	17-29-1	0-0
Fred Bruney (f) (1985)	1-0-0	0-0
Buddy Ryan (1986-90)	43-38-1	0-3
Rich Kotite (1991-94)	37-29-0	1-1
Ray Rhodes (1995-98)	30-36-1	1-2
Andy Reid (1999-2012)	140-102-1	10-9
Chip Kelly (2013-15)	26-22-0	0-1
Pat Shurmur (g) (2015)	1-0	0-0
Doug Pederson (2016-present)	23-12	3-0

* Record includes playoff games

(a) Neale and Kiesling co-coached the Steagles in 1943 and their 5-4-1 record is reflected in Neale's totals

(b) retired due to illness after second game in 1951

(c) succeeded McMillin for last 10 games in 1951

(d) record includes one loss in Playoff Bowl

(e) succeeded Williams after first three games in 1971

(f) succeeded Campbell for last game in 1985

(g) succeeded Kelly for last game in 2015

RECORD BY OWNERSHIP

Head Coach	Record	Playoffs
Bert Bell/Lud Wray (1933-40)	19-65-3	0-0
Alexis Thompson (1941-48)	48-37-5	2-1
James P. Clark (1949-63)	89-91-8	2-0
Jerry Wolman (1964-68)	28-41-1	0-0
Leonard Tose (1969-84)	99-133-6	3-4
Norman Braman (1985-94)	87-76-1	1-4
Jeffrey Lurie (1995-present)	220-172-2	14-12

* Record includes playoff games

INTERNATIONAL GAMES

Aug. 5, 1978	vs. New Orleans	L, 7-14	Mexico City (Estadio Olimpico)
Aug. 6, 1989	vs. Cleveland	W, 17-13	London, England (Wembley Stadium)
Jul. 28, 1991	vs. Buffalo	L, 13-17	London, England (Wembley Stadium)
Aug. 1, 1993	vs. New Orleans	L, 28-16	Tokyo, Japan (Tokyo Dome)

PRIMETIME GAMES



Date	Opponent	Result	Network	Date	Opponent	Result	Network
Mon., Nov. 23, 1970	NY Giants	W, 23-20	ABC	Mon., Oct. 2, 2006	Green Bay	W, 31-9	ESPN
Mon., Oct. 2, 1972	NY Giants	L, 12-27	ABC	Sun., Nov. 26, 2006	at Indianapolis	L, 21-45	NBC
Mon., Sept. 23, 1974	Dallas	W, 13-10	ABC	Mon., Dec. 4, 2006	Carolina	W, 27-24	ESPN
Mon., Nov. 3, 1975	LA Rams	L, 3-42	ABC	Sat., Jan. 13, 2007	at N. Orleans (NFC)	L, 24-27	FOX
Mon., Sept. 27, 1976	Washington	L, 17-20 (OT)	ABC	Mon., Sept. 17, 2007	Washington	L, 12-20	ESPN
Mon., Sept. 10, 1979	Atlanta	L, 10-14	ABC	Sun., Sept. 30, 2007	at NY Giants	L, 3-16	NBC
Mon., Nov. 12, 1979	at Dallas	W, 31-21	ABC	Sun., Nov. 4, 2007	Dallas	L, 17-38	NBC
Mon., Sept. 22, 1980	NY Giants	W, 35-3	ABC	Sun., Nov. 25, 2007	at New England	L, 31-28	NBC
Thurs., Sept. 17, 1981	at Buffalo	W, 20-14	ABC	Mon., Sept. 15, 2008	at Dallas	L, 37-41	ESPN
Mon., Oct. 5, 1981	Atlanta	W, 16-13	ABC	Sun., Sept. 28, 2008	at Chicago	L, 20-24	NBC
Mon., Nov. 30, 1981	at Miami	L, 10-13	ABC	Sun., Nov. 9, 2008	NY Giants	L, 31-36	NBC
Mon., Oct. 10, 1988	NY Giants	W, 24-13	ABC	Thurs., Nov. 27, 2008	Arizona	W, 48-20	NFLN
Mon., Oct. 2, 1989	at Chicago	L, 13-27	ABC	Mon., Dec. 15, 2008	Cleveland	W, 30-10	ESPN
Mon., Dec. 18, 1989	at New Orleans	L, 20-30	ABC	Mon., Oct. 26, 2009	at Washington	W, 27-17	ESPN
Sun., Sept. 9, 1990	at NY Giants	L, 20-27	TNT	Sun., Nov. 8, 2009	Dallas	L, 16-20	NBC
Mon., Oct. 15, 1990	Minnesota	W, 32-24	ABC	Sun., Nov. 22, 2009	at Chicago	W, 24-20	NBC
Mon., Nov. 12, 1990	Washington	W, 28-14	ABC	Sun., Dec. 13, 2009	at NY Giants	W, 45-38	NBC
Sun., Dec. 9, 1990	at Miami	L, 20-23	ESPN	Sat., Jan. 9, 2010	at Dallas (NFCW)	L, 14-34	NBC
Mon., Sept. 30, 1991	at Washington	L, 0-23	ABC	Sun., Oct. 10, 2010	at San Francisco	W, 27-24	NBC
Mon., Nov. 4, 1991	NY Giants	W, 30-7	ABC	Mon., Nov. 15, 2010	at Washington	W, 59-28	ESPN
Mon., Dec. 2, 1991	at Houston Oilers	W, 13-6	ABC	Sun., Nov. 21, 2010	NY Giants	W, 27-17	NBC
Sun., Sept. 13, 1992	at Phoenix	W, 31-14	TNT	Thurs., Dec. 2, 2010	Houston	W, 34-24	NFLN
Mon., Oct. 5, 1992	Dallas	W, 31-7	ABC	Sun., Dec. 12, 2010	at Dallas	W, 30-27	NBC
Mon., Dec. 6, 1993	at Dallas	L, 17-23	ABC	Tues., Dec. 28, 2010	Minnesota	L, 14-24	NBC
Sun., Dec. 19, 1993	at Indianapolis	W, 20-10	ESPN	Sun., Sep. 18, 2011	at Atlanta	L, 31-35	NBC
Mon., Jan. 3, 1994	at San Fran.	W, 37-34 (OT)	ABC	Sun., Oct. 30, 2011	Dallas	W, 34-7	NBC
Mon., Sept. 12, 1994	Chicago	W, 30-22	ABC	Mon., Nov. 7, 2011	Chicago	L, 24-30	ESPN
Sun., Oct. 9, 1994	Washington	W, 21-17	TNT	Sun., Nov. 20, 2011	at NY Giants	W, 17-10	NBC
Mon., Oct. 24, 1994	Houston Oilers	W, 21-6	ABC	Thu., Dec. 1, 2011	at Seattle	L, 14-31	NFLN
Sun., Sept. 10, 1995	at Arizona	W, 31-19	TNT	Sun., Sep. 30, 2012	NY Giants	W, 19-17	NBC
Mon., Nov. 6, 1995	at Dallas	L, 12-34	ABC	Mon., Nov. 5, 2012	at New Orleans	L, 13-28	ESPN
Sun., Nov. 12, 1995	Denver	W, 31-13	ESPN	Mon., Nov. 26, 2012	Carolina	L, 22-30	ESPN
Mon., Sept. 9, 1996	at Green Bay	L, 13-39	ABC	Sun., Dec. 2, 2012	at Dallas	L, 33-38	NBC
Sun., Sept. 22, 1996	at Atlanta	W, 33-18	TNT	Thu., Dec. 13, 2012	vs. Cincinnati	L, 13-34	NFLN
Mon., Sept. 30, 1996	Dallas	L, 19-23	ABC	Mon., Sep. 9, 2013	at Washington	W, 33-27	ESPN
Thurs., Dec. 5, 1996	at Indianapolis	L, 10-37	ESPN	Thu., Sep. 19, 2013	Kansas City	L, 16-26	NFLN
Mon., Sept. 15, 1997	at Dallas	L, 20-21	ABC	Sun., Dec. 22, 2013	Chicago	W, 54-11	NBC
Sun., Sept. 28, 1997	at Min	L, 19-28	TNT	Sun., Dec. 29, 2013	at Dallas	W, 24-22	NBC
Mon., Nov. 10, 1997	San Francisco	L, 12-24	ABC	Sat., Jan. 4, 2014	New Orleans (NFCW)	L, 24-26	NBC
Sun., Sept. 20, 1998	at Arizona	L, 3-17	ESPN	Mon., Sep. 15, 2014	at Indianapolis	W, 30-27	ESPN
Mon., Nov. 2, 1998	Dallas	L, 0-34	ABC	Sun., Oct. 12, 2014	NY Giants	W, 27-0	NBC
Thurs., Dec. 3, 1998	St. Louis Rams	W, 17-14	ESPN	Mon., Nov. 10, 2014	Carolina	W, 45-21	ESPN
Sun., Oct. 1, 2000	Atlanta	W, 38-10	ESPN	Sun., Dec. 14, 2014	Dallas	L, 27-38	NBC
Sun., Sept. 30, 2001	Dallas	W, 40-18	ESPN	Mon., Sep. 14, 2015	at Atlanta	L, 24-26	ESPN
Mon., Oct. 22, 2001	at NY Giants	W, 10-9	ABC	Mon., Oct. 19, 2015	NY Giants	W, 27-7	ESPN
Thurs., Nov. 29, 2001	at Kansas City	W, 23-10	ESPN	Sun., Oct. 25, 2015	at Carolina	L, 16-27	NBC
Sun., Jan. 6, 2002	at Tampa Bay	W, 17-13	ESPN	Sun., Nov. 8, 2015	at Dallas	W, 33-27 (OT)	NBC
Mon., Sept. 16, 2002	at Washington	W, 37-7	ABC	Sun., Dec. 20, 2015	Arizona	L, 17-40	NBC
Mon., Oct. 28, 2002	NY Giants	W, 17-3	ABC	Sat., Dec. 26, 2015	Washington	L, 24-38	NFLN
Mon., Nov. 25, 2002	at San Francisco	W, 38-17	ABC	Mon., Sep. 19, 2016	at Chicago	W, 29-14	ESPN
Sat., Dec. 21, 2002	at Dallas	W, 27-3	ESPN	Sun., Oct. 30, 2016	at Dallas	L, 23-29 (OT)	NBC
Sat., Jan. 11, 2003	Atlanta (NFC)	W, 20-6	FOX	Mon., Nov. 28, 2016	Green Bay	L, 13-27	ESPN
Mon., Sept. 8, 2003	Tampa Bay	L, 0-17	ABC	Thu., Dec. 22, 2016	NY Giants	W, 24-19	NFLN
Mon., Nov. 10, 2003	at Green Bay	W, 17-14	ABC	Thu., Oct. 12, 2017	at Carolina	W, 28-23	NFLN
Mon., Dec. 15, 2003	at Miami	W, 34-27	ABC	Mon., Oct. 23, 2017	Washington	W, 34-24	ESPN
Sat., Dec. 27, 2003	at Washington	W, 31-7	ESPN	Sun., Nov. 19, 2017	at Dallas	W, 37-9	NBC
Mon., Sept. 20, 2004	Minnesota	W, 27-16	ABC	Sun., Dec. 3, 2017	at Seattle	L, 10-24	NBC
Mon., Nov. 15, 2004	at Dallas	W, 49-21	ABC	Mon., Dec. 25, 2017	Oakland	W, 19-10	ESPN
Sun., Dec. 12, 2004	at Washington	W, 17-14	ESPN				
Mon., Dec. 27, 2004	at St. Louis	L, 7-20	ABC				
Mon., Sept. 12, 2005	at Atlanta	L, 10-14	ABC				
Sun., Nov. 6, 2005	at Washington	L, 10-17	ESPN				
Mon., Nov. 14, 2005	Dallas	L, 20-21	ABC				
Mon., Dec. 5, 2005	Seattle	L, 0-42	ABC				

Regular Season: 67-52, Playoffs: 1-3

(NFC) - NFC Divisional Playoff game

(NFCW) - NFC Wild Card Playoff game

Record By Network: ABC 23-20, ESPN 22-11, TNT 4-2, FOX 1-1, NBC 13-17, NFL Network 4-4

YEAR-BY-YEAR RESULTS



2017 Super Bowl Champions

Record: 16-3

Head Coach: Doug Pederson

Date	W/L	Score	Opponent	Att.
S-10	W	30-17	at Washington	78,685
S-17	L	20-27	at Kansas City	74,971
S-24	W	27-24	NY Giants	69,596
O-01	W	26-24	at LA Chargers	25,374
O-08	W	34-7	Arizona	69,596
O-12	W	28-23	at Carolina	74,373
O-23	W	34-24	Washington	69,596
O-29	W	33-10	San Francisco	69,596
N-05	W	51-23	Denver	69,596
N-19	W	37-9	at Dallas	93,247
N-26	W	31-3	Chicago	69,596
D-03	L	10-24	at Seattle	69,075
D-11	W	43-35	at LA Rams	67,752
D-17	W	34-29	at NY Giants	76,896
D-25	W	19-10	Oakland	69,596
D-31	L	0-6	Dallas	69,596

NFC DIVISIONAL PLAYOFF

J-13	W	15-10	Atlanta	69,596
------	---	-------	---------	--------

NFC CHAMPIONSHIP

J-21	W	38-7	Minnesota	69,596
------	---	------	-----------	--------

SUPER BOWL LII

F-4	W	41-33	at New England	67,612
-----	---	-------	----------------	--------

2016

Record: 7-9

Head Coach: Doug Pederson

Date	W/L	Score	Opponent	Att.
S-11	W	29-10	Cleveland	69,596
S-19	W	29-14	at Chicago	62,268
S-25	W	34-3	Pittsburgh	69,596
O-9	L	23-24	at Detroit	58,047
O-16	L	20-27	at Washington	78,934
O-23	W	21-10	Minnesota	69,596
O-30	L	23-29	at Dallas (OT)	93,103
N-6	L	23-28	at New York Giants	80,309
N-13	W	24-15	Atlanta	69,596
N-20	L	15-26	at Seattle	69,190
N-28	L	13-27	Green Bay	69,596
D-4	L	14-32	at Cincinnati	55,456
D-11	L	22-27	Washington	69,596
D-18	L	26-27	at Baltimore	71,223
D-22	W	24-19	New York Giants	69,596
J-1	W	27-13	Dallas	69,596

2015

Record: 7-9

Chip Kelly (15), Pat Shurmur (1)

Date	W/L	Score	Opponent	Att.
S-14	L	24-26	at Atlanta	70,516
S-20	L	10-20	Dallas	69,596
S-27	W	24-17	at New York Jets	78,160
O-4	L	20-23	at Washington	74,767
O-11	W	39-17	New Orleans	69,596
O-19	W	27-7	New York Giants	69,596
O-25	L	16-27	at Carolina	74,194
N-8	W	33-27	at Dallas (OT)	91,827
N-15	L	19-20	Miami	69,596
N-22	L	17-45	Tampa Bay	69,596
N-26	L	14-45	at Detroit	64,445
D-6	W	35-28	at New England	66,829
D-13	W	23-20	Buffalo	69,596
D-20	L	17-40	Arizona	69,596
D-26	L	24-38	Washington	69,596
J-3	W	35-30	at New York Giants	78,023

2014

Record: 10-6 2nd in NFC East

Head Coach: Chip Kelly

Date	W/L	Score	Opponent	Att.
S-07	W	34-17	Jacksonville	69,596
S-15	W	30-27	at Indianapolis	64,871
S-21	W	37-34	Washington	69,596
S-28	L	21-26	at San Francisco	70,799
O-05	W	34-28	St. Louis	69,596
O-12	W	27-0	NY Giants	69,596
O-26	L	20-24	at Arizona	61,789
N-02	W	31-21	at Houston	71,780
N-10	W	45-21	Carolina	69,596
N-16	L	20-53	at Green Bay	78,270
N-23	W	43-24	Tennessee	69,596
N-27	W	33-10	at Dallas	91,379
D-07	L	14-24	Seattle	69,596
D-14	L	27-38	Dallas	69,596
D-20	L	24-27	at Washington	78,897
D-28	W	34-26	at NY Giants	79,150

2013

Record: 10-6 1st in NFC East

Head Coach: Chip Kelly

Date	W/L	Score	Opponent	Att.
S-9	W	33-27	at Washington	82,743
S-15	L	30-33	San Diego	69,144
S-19	L	16-26	Kansas City	69,144
S-29	L	20-52	at Denver	77,002
O-6	W	36-21	at NY Giants	80,738
O-13	W	31-20	at Tampa Bay	62,505
O-20	L	3-17	Dallas	69,144
O-27	L	7-15	NY Giants	69,144
N-3	W	49-20	at Oakland	51,751
N-10	W	27-13	at Green Bay	78,011
N-17	W	24-16	Washington	69,144
D-1	W	24-21	Arizona	69,144
D-8	W	34-20	Detroit	69,144
D-15	L	30-48	at Minnesota	64,087
D-22	W	54-11	Chicago	69,144
D-29	W	24-22	at Dallas	91,166
NFC WILD CARD				
J-04	L	24-26	New Orleans	69,144

2012

Record: 4-12 4th in NFC East

Head Coach: Andy Reid

Date	W/L	Score	Opponent	Att.
S-9	W	17-16	at Cleveland	68,693
S-16	W	24-23	Baltimore	69,144
S-23	L	6-27	at Arizona	60,436
S-30	W	19-17	New York Giants	69,144
O-7	L	14-16	at Pittsburgh	64,737
O-14	L	23-26	Detroit (OT)	69,144
O-28	L	17-30	Atlanta	69,144
N-5	L	13-28	at New Orleans	73,099
N-11	L	23-38	Dallas	69,144
N-18	L	6-31	at Washington	79,327
N-26	L	22-30	Carolina	69,144
D-2	L	33-38	at Dallas	81,851
D-9	W	23-21	at Tampa Bay	69,941
D-13	L	13-34	Cincinnati	69,144
D-23	L	20-27	Washington	69,144
D-30	L	7-42	at New York Giants	80,657

YEAR-BY-YEAR RESULTS



2011

Record: 8-8 2nd in NFC East
Head Coach: Andy Reid

Date	W/L	Score	Opponent	Att.
S-11	W	31-13	at St. Louis	56,722
S-18	L	31-35	at Atlanta	69,608
S-25	L	16-29	NY Giants	69,144
O-02	L	23-24	San Francisco	69,144
O-09	L	24-31	at Buffalo	69,803
O-16	W	20-13	at Washington	80,447
O-30	W	34-7	Dallas	69,144
N-07	L	24-30	Chicago	69,144
N-13	L	17-21	Arizona	69,144
N-20	W	17-10	at NY Giants	79,743
N-27	L	20-38	New England	69,144
D-01	L	14-31	at Seattle	67,039
D-11	W	26-10	at Miami	67,823
D-18	W	45-19	NY Jets	69,144
D-24	W	20-7	at Dallas	84,834
J-01	W	34-10	Washington	69,144

2010

Record: 10-6 1st in NFC East
Head Coach: Andy Reid

Date	W/L	Score	Opponent	Att.
S-12	L	20-27	Green Bay	69,144
S-19	W	35-32	at Detroit	56,688
S-26	W	28-3	at Jacksonville	63,256
O-03	L	12-17	Washington	69,144
O-10	W	27-24	at San Francisco	69,732
O-17	W	31-17	Atlanta	69,144
O-24	L	19-37	at Tennessee	69,143
N-07	W	26-24	Indianapolis	69,144
N-15	W	59-28	at Washington	84,912
N-21	W	27-17	NY Giants	69,144
N-28	L	26-31	at Chicago	62,147
D-02	W	34-24	Houston	69,144
D-12	W	30-27	at Dallas	85,673
D-19	W	38-31	at NY Giants	81,223
D-28	L	14-24	Minnesota	69,144
J-02	L	13-14	Dallas	69,144
NFC WILD CARD				
J-09	L	16-21	Green Bay	69,144

2009

Record: 11-5 2nd in NFC East
Head Coach: Andy Reid

Date	W/L	Score	Opponent	Att.
S-13	W	38-10	at Carolina	73,599
S-20	L	22-48	New Orleans	69,144
S-27	W	34-14	Kansas City	69,144
O-11	W	33-14	Tampa Bay	69,144
O-18	L	9-13	at Oakland	49,642
O-26	W	27-17	at Washington	88,241
N-01	W	40-17	NY Giants	69,144
N-08	L	16-20	Dallas	69,144
N-15	L	23-31	at San Diego	68,879
N-22	W	24-20	at Chicago	62,421
N-29	W	27-24	Washington	69,144
D-06	W	34-7	at Atlanta	69,650
D-13	W	45-38	at NY Giants	78,780
D-20	W	27-13	San Francisco	69,144
D-27	W	30-27	Denver	69,144
J-03	L	0-24	at Dallas	100,621
NFC WILD CARD				
J-09	L	14-34	at Dallas	92,951

2008

Record: 9-6-1 2nd in NFC East
Head Coach: Andy Reid

Date	W/L	Score	Opponent	Att.
S-07	W	38-3	St. Louis	69,144
S-15	L	37-41	at Dallas	63,472
S-21	W	15-6	Pittsburgh	69,144
S-28	L	20-24	at Chicago	62,099
O-05	L	17-23	Washington	69,144
O-12	W	40-26	at San Francisco	67,640
O-26	W	27-14	Atlanta	69,144
N-02	W	26-7	at Seattle	68,055
N-09	L	31-36	NY Giants	69,144
N-16	T	13-13	at Cincinnati (OT)	64,633
N-23	L	7-36	at Baltimore	71,379
N-27	W	48-20	Arizona	64,144
D-07	W	20-14	at NY Giants	79,003
D-15	W	30-10	Cleveland	69,144
D-21	L	3-10	at Washington	82,412
D-28	W	44-6	Dallas	69,144
NFC WILD CARD				
J-04	W	26-14	at Minnesota	61,746
NFC DIVISIONAL PLAYOFF				
J-11	W	23-11	at NY Giants	79,193
NFC CHAMPIONSHIP				
J-18	L	25-32	at Arizona	70,650

2007

Record: 8-8 4th in NFC East
Head Coach: Andy Reid

Date	W/L	Score	Opponent	Att.
S-09	L	13-16	at Green Bay	70,598
S-17	L	12-20	Washington	67,726
S-23	W	56-21	Detroit	67,570
S-30	L	3-16	at NY Giants	78,862
O-14	W	16-9	at NY Jets	77,189
O-21	L	16-19	Chicago	67,806
O-28	W	23-16	at Minnesota	63,019
N-04	L	17-38	Dallas	67,688
N-11	W	33-25	at Washington	90,218
N-18	W	17-7	Miami	68,934
N-25	L	28-31	at New England	68,756
D-02	L	24-28	Seattle	68,445
D-09	L	13-16	NY Giants	68,594
D-16	W	10-6	at Dallas	63,777
D-23	W	38-23	at New Orleans	70,011
D-30	W	17-9	Buffalo	68,594

YEAR-BY-YEAR RESULTS



2006

Record: 10-6 1st in NFC East
Head Coach: Andy Reid

Date	W/L	Score	Opponent	Att.
S-10	W	24-10	at Houston	70,180
S-17	L	24-30	NY Giants (OT)	69,241
S-24	W	38-24	at San Francisco	68,166
O-02	W	31-9	Green Bay	69,222
O-08	W	38-24	Dallas	69,268
O-15	L	24-27	at New Orleans	68,269
O-22	L	21-23	at Tampa Bay	65,808
O-29	L	6-13	Jacksonville	69,249
N-12	W	27-3	Washington	69,143
N-19	L	13-31	Tennessee	69,232
N-26	L	21-45	at Indianapolis	57,296
D-04	W	27-24	Carolina	69,098
D-10	W	21-19	at Washington	84,164
D-17	W	36-22	at NY Giants	78,657
D-25	W	23-7	at Dallas	62,839
D-31	W	24-17	Atlanta	69,341
NFC WILD CARD				
J-07	W	23-20	NY Giants	69,094
NFC DIVISIONAL PLAYOFF				
J-13	L	24-27	at New Orleans	70,001

2004 NFC CHAMPIONS

Record: 13-3 1st in NFC East
Head Coach: Andy Reid

Date	W/L	Score	Opponent	Att.
S-12	W	31-17	NY Giants	67,532
S-20	W	27-16	Minnesota	67,676
S-26	W	30-13	at Detroit	62,472
O-03	W	19-9	at Chicago	61,894
O-17	W	30-8	Carolina	67,707
O-24	W	34-31	at Cleveland (OT)	73,394
O-31	W	15-10	Baltimore	67,715
N-07	L	3-27	at Pittsburgh	64,975
N-15	W	49-21	at Dallas	64,190
N-21	W	28-6	Washington	67,720
N-28	W	27-6	at NY Giants	78,830
D-05	W	47-17	Green Bay	67,723
D-12	W	17-14	at Washington	90,089
D-19	W	12-7	Dallas	67,723
D-27	L	7-20	at St. Louis	66,129
J-02	L	10-38	Cincinnati	67,074
NFC DIVISIONAL PLAYOFF				
J-16	W	27-14	Minnesota	67,722
NFC CHAMPIONSHIP				
J-23	W	27-10	Atlanta	67,717
SUPER BOWL 39 (at Jacksonville)				
F-06	L	21-24	New England	78,125

2005

Record: 6-10 4th in NFC East
Head Coach: Andy Reid

Date	W/L	Score	Opponent	Att.
S-12	L	10-14	at Atlanta	70,806
S-18	W	42-3	San Francisco	67,727
S-25	W	23-20	Oakland	67,735
O-02	W	37-31	at Kansas City	78,742
O-09	L	10-33	at Dallas	63,199
O-23	W	20-17	San Diego	67,747
O-30	L	21-49	at Denver	76,530
N-06	L	10-17	at Washington	90,298
N-14	L	20-21	Dallas	67,739
N-20	L	17-27	at NY Giants	78,626
N-27	W	19-14	Green Bay	67,665
D-05	L	0-42	Seattle	67,637
D-11	L	23-26	NY Giants (OT)	67,443
D-18	W	17-16	at St. Louis	65,382
D-24	L	21-27	at Arizona	44,723
J-01	L	20-31	Washington	67,700

2003

Record: 12-4 1st in NFC East
Head Coach: Andy Reid

Date	W/L	Score	Opponent	Att.
S-08	L	0-17	Tampa Bay	67,772
S-14	L	10-31	New England	67,624
S-28	W	23-13	at Buffalo	73,305
O-05	W	27-25	Washington	67,792
O-12	L	21-23	at Dallas	63,648
O-19	W	14-10	at NY Giants	78,883
O-26	W	24-17	NY Jets	67,853
N-02	W	23-16	at Atlanta	70,064
N-10	W	17-14	at Green Bay	70,291
N-16	W	28-10	NY Giants	67,867
N-23	W	33-20	New Orleans	67,802
N-30	W	25-16	at Carolina	72,977
D-07	W	36-10	Dallas	69,773
D-15	W	34-27	at Miami	73,780
D-21	L	28-31	San Francisco (OT)	67,866
D-27	W	31-7	at Washington	76,766
NFC DIVISIONAL PLAYOFF				
J-11	W	20-17	Green Bay (OT)	67,707
NFC CHAMPIONSHIP				
J-18	L	3-14	Carolina	67,862



2002

Record: 12-4 1st in NFC East
Head Coach: Andy Reid

Date	W/L	Score	Opponent	Att.
S-08	L	24-27	at Tennessee	68,804
S-16	W	37-7	at Washington	84,982
S-22	W	44-13	Dallas	65,537
S-29	W	35-17	Houston	64,867
O-06	L	25-28	at Jacksonville	65,005
O-20	W	20-10	Tampa Bay	65,523
O-28	W	17-3	NY Giants	65,791
N-03	W	19-13	at Chicago (Champaign, IL)	54,049
N-10	L	13-35	Indianapolis	65,660
N-17	W	38-14	Arizona	64,990
N-25	W	38-17	at San Francisco	67,919
D-01	W	10-3	St. Louis	65,552
D-08	W	27-20	at Seattle	59,862
D-15	W	34-21	Washington	65,615
D-21	W	27-3	at Dallas	63,209
D-28	L	7-10	at NY Giants (OT)	78,782
NFC DIVISIONAL PLAYOFF				
J-11	W	20-6	Atlanta	66,452
NFC CHAMPIONSHIP				
J-19	L	10-27	Tampa Bay	66,713

2000

Record: 11-5 2nd in NFC East
Head Coach: Andy Reid

Date	W/L	Score	Opponent	Att.
S-03	W	41-14	at Dallas	62,872
S-10	L	18-33	NY Giants	65,530
S-17	L	3-6	at Green Bay	59,869
S-24	W	21-7	at New Orleans	64,900
O-01	W	38-10	Atlanta	65,424
O-08	L	14-17	Washington	65,491
O-15	W	33-14	at Arizona	38,293
O-22	W	13-9	Chicago	65,553
O-29	L	7-24	at NY Giants	78,087
N-05	W	16-13	Dallas (OT)	65,636
N-12	W	26-23	at Pittsburgh (OT)	56,702
N-19	W	34-9	Arizona	65,356
N-26	W	23-20	at Washington	83,284
D-03	L	13-15	Tennessee	65,639
D-10	W	35-24	at Cleveland	72,318
D-24	W	16-7	Cincinnati	64,902
NFC WILD CARD				
D-31	W	21-3	Tampa Bay	65,813
NFC DIVISIONAL PLAYOFF				
J-07	L	10-20	at NY Giants	78,765

2001

Record: 11-5 1st in NFC East
Head Coach: Andy Reid

Date	W/L	Score	Opponent	Att.
S-09	L	17-20	St. Louis (OT)	66,243
S-23	W	27-3	at Seattle	62,826
S-30	W	40-18	Dallas	66,621
O-07	L	20-21	Arizona	66,360
O-22	W	10-9	at NY Giants	78,821
O-28	L	10-20	Oakland	65,342
N-04	W	21-7	at Arizona	33,430
N-11	W	48-17	Minnesota	65,638
N-18	W	36-3	at Dallas	63,204
N-25	L	3-13	Washington	65,666
N-29	W	23-10	at Kansas City	77,087
D-09	W	24-14	San Diego	65,438
D-16	W	20-6	at Washington	84,936
D-22	L	3-13	at San Francisco	68,124
D-30	W	24-21	NY Giants	65,885
J-06	W	17-13	at Tampa Bay	65,541
NFC WILD CARD				
J-12	W	31-9	Tampa Bay	65,847
NFC DIVISIONAL PLAYOFF				
J-19	W	33-19	at Chicago	66,944
NFC CHAMPIONSHIP				
J-27	L	24-29	at St. Louis	66,502

1999

Record: 5-11 5th in NFC East
Head Coach: Andy Reid

Date	W/L	Score	Opponent	Att.
S-12	L	24-25	Arizona	64,113
S-19	L	5-19	Tampa Bay	64,285
S-26	L	0-26	at Buffalo	70,872
O-03	L	15-16	at NY Giants	77,959
O-10	W	13-10	Dallas	66,669
O-17	W	20-16	at Chicago	66,944
O-24	L	13-16	at Miami	73,975
O-31	L	17-23	NY Giants (OT)	66,481
N-07	L	7-33	at Carolina	62,569
N-14	W	35-28	Washington	66,591
N-21	L	17-44	Indianapolis	65,521
N-28	L	17-20	at Washington (OT)	74,741
D-05	L	17-21	at Arizona	46,550
D-12	L	10-20	at Dallas	64,086
D-19	W	24-9	New England	65,475
J-02	W	38-31	St. Louis	60,700

1998

Record: 3-13 5th in NFC East
Head Coach: Ray Rhodes

Date	W/L	Score	Opponent	Att.
S-06	L	0-38	Seattle	66,418
S-13	L	12-17	at Atlanta	46,456
S-20	L	3-17	at Arizona	36,717
S-27	L	21-24	Kansas City	66,675
O-04	L	16-41	at Denver	73,218
O-11	W	17-12	Washington	66,183
O-18	L	10-13	at San Diego	56,967
N-02	L	0-34	Dallas	67,002
N-08	W	10-9	Detroit	66,785
N-15	L	3-28	at Washington	67,704
N-22	L	0-20	at NY Giants	65,763
N-29	L	16-24	at Green Bay	59,862
D-03	W	17-14	St. Louis	66,155
D-13	L	17-20	Arizona (OT)	62,176
D-20	L	9-13	at Dallas	62,722
D-27	L	10-20	NY Giants	66,596

YEAR-BY-YEAR RESULTS



1997

Record: 6-9-1 3rd in NFC East
Head Coach: Ray Rhodes

Date	W/L	Score	Opponent	Att.
A-31	L	17-31	at NY Giants	70,296
S-07	W	10-9	Green Bay	66,803
S-15	L	20-21	at Dallas	63,942
S-28	L	19-28	at Minnesota	55,149
O-05	W	24-10	Washington	67,008
O-12	L	21-38	at Jacksonville	69,150
O-19	W	13-10	Arizona (OT)	66,860
O-26	W	13-12	Dallas	67,106
N-02	L	21-31	at Arizona	39,549
N-10	L	12-24	San Francisco	67,133
N-16	T	10-10	at Baltimore (OT)	63,546
N-23	W	23-20	Pittsburgh	67,166
N-30	W	44-42	Cincinnati	66,623
D-07	L	21-31	NY Giants	67,084
D-14	L	17-20	at Atlanta	42,866
D-21	L	32-35	at Washington	75,939

1996

Record: 10-6 2nd in NFC East
Head Coach: Ray Rhodes

Date	W/L	Score	Opponent	Att.
S-01	W	17-14	at Washington	53,415
S-09	L	13-39	at Green Bay	60,666
S-15	W	24-17	Detroit	66,007
S-22	W	33-18	at Atlanta	40,107
S-30	L	19-23	Dallas	67,201
O-13	W	19-10	at NY Giants	72,729
O-20	W	35-28	Miami	66,240
O-27	W	20-9	Carolina	65,982
N-03	W	31-21	at Dallas	64,952
N-10	L	17-24	Buffalo	66,613
N-17	L	21-26	Washington	66,834
N-24	L	30-36	at Arizona	36,175
D-01	W	24-0	NY Giants	51,468
D-05	L	10-37	at Indianapolis	52,689
D-14	W	21-20	at NY Jets	29,178
D-22	W	29-19	Arizona	63,658
NFC WILD CARD				
D-29	L	0-14	at San Francisco	56,460

1995

Record: 10-6 2nd in NFC East
Head Coach: Ray Rhodes

Date	W/L	Score	Opponent	Att.
S-03	L	6-21	Tampa Bay	66,266
S-10	W	31-19	at Arizona	45,004
S-17	L	21-27	San Diego	63,081
S-24	L	17-48	at Oakland	48,875
O-01	W	15-10	at New Orleans	43,938
O-08	W	37-34	Washington (OT)	65,498
O-15	W	17-14	at NY Giants	74,252
O-29	W	20-9	St. Louis	62,172
N-06	L	12-34	at Dallas	64,876
N-12	W	31-13	Denver	60,842
N-19	W	28-19	NY Giants	63,562
N-26	W	14-7	at Washington	50,539
D-03	L	14-26	at Seattle	39,893
D-10	W	20-17	Dallas	66,198
D-17	W	21-20	Arizona	62,076
D-24	L	14-20	at Chicago	52,391
NFC WILD CARD				
D-30	W	58-37	Detroit	66,492
NFC DIVISIONAL PLAYOFF				
J-07	L	11-30	at Dallas	64,371

1994

Record: 7-9 4th in NFC East
Head Coach: Rich Kotite

Date	W/L	Score	Opponent	Att.
S-04	L	23-28	at NY Giants	76,130
S-12	W	30-22	Chicago	64,890
S-18	W	13-7	Green Bay	63,922
O-02	W	40-8	at San Francisco	64,843
O-09	W	21-17	Washington	63,947
O-16	L	13-24	at Dallas	64,703
O-24	W	21-6	Houston	65,233
O-30	W	31-29	at Washington	53,530
N-06	W	17-7	Arizona	64,952
N-13	L	7-26	Cleveland	65,233
N-20	L	6-12	at Arizona	62,779
N-27	L	21-28	at Atlanta	60,008
D-04	L	19-31	Dallas	65,974
D-11	L	3-14	at Pittsburgh	55,474
D-18	L	13-16	NY Giants	64,540
D-24	L	30-33	at Cincinnati	39,923

1993

Record: 8-8 3rd in NFC East
Head Coach: Rich Kotite

Date	W/L	Score	Opponent	Att.
S-05	W	23-17	Phoenix	59,831
S-12	W	20-17	at Green Bay	59,061
S-19	W	34-31	Washington	65,435
O-03	W	35-30	at NY Jets	72,593
O-10	L	6-17	Chicago	63,601
O-17	L	10-21	at NY Giants	76,050
O-31	L	10-23	Dallas	61,912
N-07	L	3-16	at Phoenix	46,663
N-14	L	14-19	Miami	64,213
N-21	L	3-7	NY Giants	62,928
N-28	W	17-14	at Washington	46,663
D-06	L	17-23	at Dallas	64,521
D-12	L	7-10	Buffalo	60,769
D-19	W	20-10	at Indianapolis	44,952
D-26	W	37-26	New Orleans	50,085
J-03	W	37-34	at San Francisco (ot)	61,653

1992

Record: 11-5 2nd in NFC East
Head Coach: Rich Kotite

Date	W/L	Score	Opponent	Att.
S-06	W	15-13	New Orleans	65,513
S-13	W	31-14	at Phoenix	42,533
S-20	W	30-0	Denver	65,833
O-05	W	31-7	Dallas	66,572
O-11	L	17-24	at Kansas City	76,626
O-18	L	12-16	at Washington	56,380
O-25	W	7-3	Phoenix	64,676
N-01	L	10-20	at Dallas	65,012
N-08	W	31-10	L.A. Raiders	65,388
N-15	L	24-27	at Green Bay (Mil)	52,689
N-22	W	47-34	at NY Giants	68,153
N-29	L	14-20	at San Francisco	64,374
D-06	W	28-17	Minnesota	65,280
D-13	W	20-17	at Seattle (OT)	47,492
D-20	W	17-13	Washington	65,841
D-27	W	20-10	NY Giants	64,266
NFC WILD CARD				
J-03	W	36-20	at New Orleans	68,893
NFC DIVISIONAL PLAYOFF				
J-10	L	10-34	at Dallas	63,721

1991

Record: 10-6 3rd in NFC East
Head Coach: Rich Kotite

Date	W/L	Score	Opponent	Att.
S-01	W	20-3	at Green Bay	58,991
S-08	L	10-26	Phoenix	63,818
S-15	W	24-0	at Dallas	62,656
S-22	W	23-14	Pittsburgh	65,511
S-30	L	0-23	at Washington	55,198
O-06	L	13-14	at Tampa Bay	41,219
O-13	L	6-13	New Orleans	64,224
O-27	L	7-23	San Francisco	65,796
N-04	W	30-7	NY Giants	65,816
N-10	W	32-30	at Cleveland	72,086
N-17	W	17-10	Cincinnati	63,189
N-24	W	34-14	at Phoenix	37,307
D-02	W	13-6	at Houston	62,141
D-08	W	19-14	at NY Giants	76,099
D-15	L	13-25	Dallas	65,854
D-22	W	24-22	Washington	58,988

1990

Record: 10-6 2nd in NFC East
Head Coach: Buddy Ryan

Date	W/L	Score	Opponent	Att.
S-09	L	20-27	at NY Giants	76,202
S-16	L	21-23	Phoenix	64,396
S-23	W	27-21	at LA Rams	63,644
S-30	L	23-24	Indianapolis	62,067
O-15	W	32-24	Minnesota	66,296
O-21	L	7-13	at Washington	53,567
O-28	W	21-20	at Dallas	62,605
N-04	W	48-20	New England	65,514
N-12	W	28-14	Washington	65,857
N-18	W	24-23	at Atlanta	53,755
N-25	W	31-13	NY Giants	66,706
D-02	L	23-30	at Buffalo	79,320
D-09	L	20-23	at Miami (OT)	67,034
D-16	W	31-0	Green Bay	65,627
D-23	W	17-3	Dallas	63,895
D-29	W	23-21	at Phoenix	31,796
NFC WILD CARD				
J-05	L	6-20	Washington	65,287

1989

Record: 11-5 2nd in NFC East
Head Coach: Buddy Ryan

Date	W/L	Score	Opponent	Att.
S-10	W	31-7	Seattle	64,287
S-17	W	42-37	at Washington	53,493
S-24	L	28-38	San Francisco	66,042
O-02	L	13-27	at Chicago	66,625
O-08	W	21-19	NY Giants	65,688
O-15	W	17-5	at Phoenix	42,620
O-22	W	10-7	LA Raiders	64,019
O-29	W	28-24	at Denver	75,065
N-05	L	17-20	at San Diego	47,019
N-12	L	3-10	Washington	65,443
N-19	W	10-9	Minnesota	65,944
N-23	W	27-0	at Dallas	54,444
D-03	W	24-17	at NY Giants	74,809
D-10	W	20-10	Dallas	59,842
D-18	L	20-30	at New Orleans	59,218
D-24	W	31-14	Phoenix	43,287
NFC WILD CARD				
D-31	L	7-21	LA Rams	57,869

YEAR-BY-YEAR RESULTS



1988

Record: 10-6 1st in NFC East
Head Coach: Buddy Ryan

Date	W/L	Score	Opponent	Att.
S-04	W	41-14	at Tampa Bay	43,502
S-11	L	24-28	Cincinnati	43,502
S-19	L	10-17	at Washington	53,920
S-25	L	21-23	at Minnesota	56,012
O-02	W	32-23	Houston	64,692
O-10	W	24-13	NY Giants	63,736
O-16	L	3-19	at Cleveland	78,787
O-23	W	24-23	Dallas	66,309
O-30	L	24-27	Atlanta	60,091
N-06	W	30-24	LA Rams	65,624
N-13	W	27-26	at Pittsburgh	46,026
N-20	W	23-17	at NY Giants (OT)	43,621
N-27	W	31-21	Phoenix	57,918
D-04	L	19-20	Washington	65,947
D-10	W	23-17	at Phoenix	54,832
D-18	W	23-7	at Dallas	46,131
NFC DIVISIONAL PLAYOFF				
D-31	L	12-20	at Chicago	65,534

1987

Record: 7-8 4th in NFC East
Head Coach: Buddy Ryan

Date	W/L	Score	Opponent	Att.
S-13	L	24-34	at Washington	52,188
S-20	W	27-17	New Orleans	57,485
O-04	L	3-35	Chicago	4,074
O-11	L	22-41	at Dallas	40,622
O-18	L	10-16	at Green Bay (OT)	35,842
O-25	W	37-20	Dallas	61,630
N-01	W	28-23	at St. Louis	24,586
N-08	W	31-27	Washington	63,609
N-15	L	17-20	NY Giants	66,172
N-22	L	19-31	St. Louis	55,592
N-29	W	34-31	at New England (OT)	54,198
D-06	L	20-23	at NY Giants (OT)	65,874
D-13	L	10-28	Miami	63,841
D-20	W	38-27	at NY Jets	30,572
D-27	W	17-7	Buffalo	57,547

Note: Sept.27 game at San Francisco canceled due to the NFL players' strike ... games from Oct.4 - Oct.18 were played with replacement players during strike.

1986

Record: 5-10-1 4th in NFC East
Head Coach: Buddy Ryan

Date	W/L	Score	Opponent	Att.
S-07	L	14-41	at Washington	53,982
S-14	L	10-13	at Chicago (OT)	65,130
S-21	L	7-33	Denver	63,839
S-28	W	34-20	LA Rams	65,646
O-05	W	16-0	at Atlanta	57,104
O-12	L	3-35	at NY Giants	74,221
O-19	L	14-17	Dallas	68,572
O-26	W	23-7	San Diego	41,469
N-02	L	10-13	at St. Louis	33,051
N-09	L	14-17	NY Giants	60,601
N-16	L	11-13	Detroit	54,568
N-23	L	20-24	at Seattle	55,786
N-30	W	33-27	at LA Raiders (OT)	53,338
D-07	T	10-10	St. Louis (OT)	50,148
D-14	W	23-21	at Dallas	46,117
D-21	L	14-21	Washington	61,816

1985

Record: 7-9 4th in NFC East
Marion Campbell (15), Fred Bruney (1)

Date	W/L	Score	Opponent	Att.
S-08	L	0-21	at NY Giants	76,141
S-15	L	6-17	LA Rams	60,920
S-22	W	19-6	at Washington	53,748
S-29	L	10-16	NY Giants (OT)	66,696
O-06	L	21-23	at New Orleans	56,364
O-13	W	30-7	St. Louis	48,186
O-20	W	16-14	Dallas	70,114
O-27	W	21-17	Buffalo	60,987
N-03	L	13-24	at San Francisco	58,383
N-10	W	23-17	Atlanta (OT)	63,691
N-17	W	24-14	at St. Louis	39,032
N-24	L	17-34	at Dallas	54,047
D-01	L	23-28	Minnesota	54,688
D-08	L	12-17	Washington	60,737
D-15	L	14-20	at San Diego	45,569
D-22	W	37-35	at Minnesota	49,722

1984

Record: 6-9-1 5th in NFC East
Head Coach: Marion Campbell

Date	W/L	Score	Opponent	Att.
S-02	L	27-28	at NY Giants	71,520
S-09	W	19-17	Minnesota	55,942
S-16	L	17-23	at Dallas	64,521
S-23	L	9-21	San Francisco	62,771
S-30	L	0-20	at Washington	53,064
O-07	W	27-17	at Buffalo	37,555
O-14	W	16-7	Indianapolis	50,277
O-21	W	24-10	NY Giants	64,677
O-28	L	14-34	St. Louis	54,310
N-04	T	23-23	at Detroit (OT)	59,141
N-11	L	23-24	at Miami	70,227
N-18	W	16-10	Washington	63,117
N-25	L	16-17	at St. Louis	39,858
D-02	L	10-26	Dallas	66,322
D-09	W	27-17	New England	41,581
D-16	L	10-26	at Atlanta	15,582

1983

Record: 5-11 4th in NFC East
Head Coach: Marion Campbell

Date	W/L	Score	Opponent	Att.
S-03	W	22-17	at San Francisco	55,775
S-11	L	13-23	Washington	69,542
S-18	W	13-10	at Denver	74,202
S-25	L	11-14	St. Louis	64,465
O-02	W	28-24	at Atlanta	50,621
O-09	W	17-13	at NY Giants	73,291
O-16	L	7-37	at Dallas	63,070
O-23	L	6-7	Chicago	45,263
O-30	L	21-22	Baltimore	59,150
N-06	L	20-27	Dallas	71,236
N-13	L	14-17	at Chicago	47,524
N-20	L	0-23	NY Giants	57,977
N-27	L	24-28	at Washington	54,324
D-04	W	13-9	LA Rams	32,867
D-11	L	17-20	New Orleans (OT)	45,182
D-18	L	7-31	at St. Louis	21,902

1982

Record: 3-6 13th in NFC
Head Coach: Dick Vermeil

Date	W/L	Score	Opponent	Att.
S-12	L	34-37	Washington (OT)	68,885
S-19	W	24-21	at Cleveland	78,830
N-21	L	14-18	Cincinnati	65,172
N-28	L	9-13	at Washington	48,313
D-05	L	20-23	St. Louis	63,622
D-11	L	7-23	at NY Giants	66,053
D-19	W	35-14	Houston	44,119
D-26	W	24-20	at Dallas	46,199
J-02	L	24-26	NY Giants	55,797

Note: A 57-day strike by the players reduced the schedule from 16 weeks to nine.

1981

Record: 10-6 2nd in NFC East
Head Coach: Dick Vermeil

Date	W/L	Score	Opponent	Att.
S-06	W	24-10	at NY Giants	72,459
S-13	W	13-3	New England	71,089
S-17	W	20-14	at Buffalo	78,331
S-27	W	36-13	Washington	70,664
O-05	W	16-13	Atlanta	71,488
O-11	W	31-14	at New Orleans	52,728
O-18	L	23-35	at Minnesota	45,459
O-25	W	20-10	Tampa Bay	70,714
N-01	L	14-17	Dallas	72,111
N-08	W	52-10	at St. Louis	48,421
N-15	W	38-13	Baltimore	68,613
N-22	L	10-20	NY Giants	66,327
N-30	L	10-13	at Miami	67,797
D-06	L	13-15	at Washington	52,206
D-13	L	10-21	at Dallas	64,955
D-20	W	38-0	St. Louis	56,636
NFC WILD CARD				
D-27	L	21-27	NY Giants	71,611

1980 NFC CHAMPIONS

Record: 12-4 1st in NFC East
Head Coach: Dick Vermeil

Date	W/L	Score	Opponent	Att.
S-07	W	27-6	Denver	70,307
S-14	W	42-7	at Minnesota	46,460
S-22	W	35-3	NY Giants	70,767
S-28	L	14-24	at St. Louis	49,079
O-05	W	24-14	Washington	69,044
O-12	W	31-16	at NY Giants	71,051
O-19	W	17-10	Dallas	70,696
O-26	W	17-14	Chicago	68,752
N-02	W	27-20	at Seattle	61,046
N-09	W	34-21	at New Orleans	44,340
N-16	W	24-0	at Washington	51,897
N-23	W	10-7	Oakland	68,585
N-30	L	21-22	at San Diego	51,760
D-07	L	17-20	Atlanta	70,205
D-14	W	17-3	St. Louis	68,969
D-21	L	27-35	at Dallas	62,548

NFC DIVISIONAL PLAYOFF

J-03	W	31-16	Minnesota	68,434
------	---	-------	-----------	--------

NFC CHAMPIONSHIP GAME

J-11	W	20-7	Dallas	70,696
------	---	------	--------	--------

SUPER BOWL XV (at New Orleans)

J-25	L	10-27	Oakland	75,500
------	---	-------	---------	--------

YEAR-BY-YEAR RESULTS



1979

Record: 11-5 2nd in NFC East
Head Coach: Dick Vermeil

Date	W/L	Score	Opponent	Att.
S-02	W	23-17	NY Giants	67,366
S-10	L	10-14	Atlanta	66,935
S-16	W	26-14	at New Orleans	54,212
S-23	W	17-13	at NY Giants	74,265
S-30	W	17-14	Pittsburgh	70,352
O-07	W	28-17	Washington	69,142
O-14	W	24-20	at St. Louis	48,367
O-21	L	7-17	at Washington	54,442
O-28	L	13-37	at Cincinnati	42,036
N-04	L	19-24	Cleveland	69,019
N-12	W	31-21	at Dallas	62,417
N-18	W	16-13	St. Louis	70,235
N-25	W	21-10	at Green Bay	50,023
D-02	W	44-7	Detroit	66,128
D-08	L	17-24	Dallas	71,434
D-16	W	26-20	at Houston	49,407
NFC WILD CARD				
D-23	W	27-17	Chicago	69,397
NFC DIVISIONAL PLAYOFF				
D-29	L	17-24	at Tampa Bay	71,402

1978

Record: 9-7 2nd in NFC East
Head Coach: Dick Vermeil

Date	W/L	Score	Opponent	Att.
S-03	L	14-16	LA Rams	64,721
S-10	L	30-35	at Washington	54,380
S-17	W	24-17	at New Orleans	49,242
S-24	W	17-3	Miami	62,998
O-01	W	17-14	at Baltimore	47,639
O-08	L	14-24	at New England	61,016
O-15	W	17-10	Washington	65,722
O-22	L	7-14	at Dallas	60,525
O-29	L	10-16	St. Louis	62,989
N-05	W	10-3	Green Bay	64,214
N-12	W	17-9	NY Jets	60,249
N-19	W	19-17	at NY Giants	70,318
N-26	W	14-10	at St. Louis	39,693
D-03	L	27-28	at Minnesota	38,722
D-10	L	13-31	Dallas	64,667
D-17	W	20-3	NY Giants	56,396
NFC WILD CARD				
D-24	L	13-14	at Atlanta	49,447

1977

Record: 5-9 4th in NFC East
Head Coach: Dick Vermeil

Date	W/L	Score	Opponent	Att.
S-18	W	13-3	Tampa Bay	61,549
S-25	L	0-20	at LA Rams	46,031
O-02	L	13-17	at Detroit	57,236
O-09	W	28-10	at NY Giants	48,824
O-16	L	17-21	St. Louis	60,535
O-23	L	10-16	Dallas	65,507
O-30	L	17-23	at Washington	55,031
N-06	W	28-7	New Orleans	53,482
N-13	L	14-17	Washington	60,702
N-20	L	16-21	at St. Louis	48,768
N-27	L	6-14	at New England	57,893
D-04	L	14-24	at Dallas	60,289
D-11	W	17-14	NY Giants	47,731
D-18	W	27-0	NY Jets	19,241

1976

Record: 4-10 4th in NFC East
Head Coach: Dick Vermeil

Date	W/L	Score	Opponent	Att.
S-12	L	7-27	at Dallas	55,530
S-19	W	20-7	NY Giants	60,643
S-27	L	17-20	Washington (OT)	60,131
O-03	W	14-13	at Atlanta	45,535
O-10	L	14-33	St. Louis	44,933
O-17	L	13-28	at Green Bay	55,398
O-24	L	12-31	Minnesota	56,233
O-31	W	10-0	at NY Giants	68,690
N-07	L	14-17	at St. Louis	60,760
N-14	L	3-24	at Cleveland	62,120
N-21	L	7-26	Oakland	62,133
N-28	L	0-24	at Washington	54,292
D-05	L	7-26	Dallas	55,072
D-12	W	27-10	Seattle	37,949

1975

Record: 4-10 5th in NFC East
Head Coach: Mike McCormack

Date	W/L	Score	Opponent	Att.
S-21	L	14-23	NY Giants	60,798
S-28	L	13-15	at Chicago	54,392
O-05	W	26-10	Washington	64,397
O-12	L	16-24	at Miami	60,127
O-19	L	20-31	at St. Louis	45,242
O-26	L	17-20	Dallas	64,889
N-03	L	3-42	LA Rams	64,601
N-09	L	23-24	St. Louis	60,277
N-16	W	13-10	at NY Giants	53,434
N-23	L	17-27	at Dallas	57,893
N-30	W	27-17	San Francisco	56,694
D-07	L	0-31	Cincinnati	56,984
D-14	L	10-25	at Denver	37,080
D-21	W	26-3	at Washington	49,385

1974

Record: 7-7 4th in NFC East
Head Coach: Mike McCormack

Date	W/L	Score	Opponent	Att.
S-15	L	3-7	at St. Louis	40,322
S-23	W	13-10	Dallas	64,088
S-29	W	30-10	Baltimore	64,205
O-06	W	13-7	at San Diego	36,124
O-13	W	35-7	NY Giants	64,801
O-20	L	24-31	at Dallas	43,586
O-27	L	10-14	at New Orleans	64,257
N-03	L	0-27	at Pittsburgh	47,996
N-10	L	20-27	Washington	65,947
N-17	L	3-13	St. Louis	61,982
N-24	L	7-26	at Washington	54,395
D-01	W	36-14	Green Bay	42,030
D-08	W	20-7	at NY Giants	46,889
D-15	W	28-17	Detroit	57,157

1973

Record: 5-8-1 3rd in NFC East
Head Coach: Mike McCormack

Date	W/L	Score	Opponent	Att.
S-16	L	23-34	St. Louis	61,103
S-23	T	23-23	at NY Giants	62,289
S-30	L	7-28	Washington	64,147
O-07	L	26-27	at Buffalo	72,364
O-14	W	27-24	at St. Louis	44,400
O-21	L	21-28	at Minnesota	47,478
O-28	W	30-16	Dallas	63,300
N-04	W	24-23	New England	65,070
N-11	L	27-44	Atlanta	63,114
N-18	L	10-31	at Dallas	59,375
N-25	W	20-16	NY Giants	63,086
D-02	L	28-38	at San Francisco	51,155
D-09	W	24-23	NY Jets	34,621
D-16	L	20-38	at Washington	49,484

1972

Record: 2-11-1 5th in NFC East
Head Coach: Ed Khayat

Date	W/L	Score	Opponent	Att.
S-17	L	6-28	at Dallas	58,850
S-24	L	17-27	Cleveland	65,720
O-02	L	12-27	NY Giants	65,720
O-08	L	0-14	at Washington	53,039
O-15	L	3-34	LA Rams	65,720
O-22	W	21-20	at Kansas City	78,389
O-29	L	3-21	at New Orleans	65,664
N-05	T	6-6	St. Louis	65,720
N-12	W	18-17	at Houston	34,175
N-19	L	7-28	Dallas	65,720
N-26	L	10-62	at NY Giants	62,586
D-03	L	7-23	Washington	65,720
D-10	L	12-21	Chicago	65,720
D-17	L	23-24	at St. Louis	34,827

YEAR-BY-YEAR RESULTS



1971

Record: 6-7-1 3rd in NFC East
Jerry Williams (3) & Ed Khayat (11)

Date	W/L	Score	Opponent	Att.
S-19	L	14-37	at Cincinnati	55,880
S-26	L	7-42	Dallas	65,358
O-03	L	3-31	San Francisco	65,358
O-10	L	0-13	Minnesota	65,358
O-17	L	10-34	at Oakland	54,615
O-24	W	23-7	NY Giants	65,358
O-31	W	17-16	Denver	65,358
N-07	T	7-7	at Washington	53,041
N-14	L	7-20	at Dallas	60,178
N-21	W	37-20	at St. Louis	48,658
N-28	L	13-20	Washington	65,358
D-05	W	23-20	at Detroit	54,418
D-12	W	19-7	St. Louis	65,358
D-19	W	41-28	at NY Giants	62,774

1970

Record: 3-10-1 5th in NFC East
Head Coach: Jerry Williams

Date	W/L	Score	Opponent	Att.
S-20	L	7-17	Dallas	59,728
S-27	L	16-20	at Chicago	53,643
O-04	L	21-33	Washington	60,658
O-11	L	23-30	at NY Giants	62,820
O-18	L	20-35	St. Louis	59,002
O-25	L	17-30	at Green Bay (Mil)	48,022
N-01	L	17-21	at Dallas	55,736
N-08	W	24-17	Miami	58,171
N-15	T	13-13	Atlanta	55,425
N-23	W	23-20	NY Giants	59,117
N-29	L	14-23	at St. Louis	46,581
D-06	L	10-29	at Baltimore	60,240
D-13	L	6-24	at Washington	50,415
D-20	W	30-20	Pittsburgh	55,252

1969

Record: 4-9-1 4th in Capitol
Head Coach: Jerry Williams

Date	W/L	Score	Opponent	Att.
S-21	L	20-27	Cleveland	60,658
S-28	W	41-27	Pittsburgh	60,658
O-05	L	7-38	Dallas	60,658
O-13	L	20-24	at Baltimore	56,864
O-19	L	14-49	at Dallas	71,509
O-26	W	13-10	New Orleans	60,658
N-02	W	23-20	at NY Giants	62,912
N-09	T	28-28	at Washington	50,502
N-16	L	17-23	LA Rams	60,658
N-23	W	34-30	at St. Louis	45,512
N-30	L	17-26	at New Orleans	72,805
D-07	L	29-34	Washington	60,658
D-14	L	3-27	Atlanta	60,658
D-21	L	13-14	at San Francisco	25,391

1968

Record: 2-12 4th in Capitol
Head Coach: Joe Kuharich

Date	W/L	Score	Opponent	Att.
S-15	L	13-30	at Green Bay	50,861
S-22	L	25-34	NY Giants	60,858
S-29	L	13-45	Dallas	60,858
O-06	L	14-17	at Washington	50,816
O-13	L	14-34	at Dallas	72,083
O-20	L	16-29	Chicago	60,858
O-27	L	3-6	at Pittsburgh	26,908
N-03	L	17-45	St. Louis	59,208
N-10	L	10-16	Washington	59,133
N-17	L	6-7	at NY Giants	62,896
N-24	L	13-47	at Cleveland	62,338
N-28	W	12-0	at Detroit	47,909
D-08	W	29-17	New Orleans	57,128
D-15	L	17-24	Minnesota	54,530

1967

Record: 6-7-1 2nd in Capitol
Head Coach: Joe Kuharich

Date	W/L	Score	Opponent	Att.
S-17	W	35-24	Washington	60,709
S-24	L	6-38	Baltimore	60,755
O-01	W	34-24	Pittsburgh	60,335
O-08	W	38-7	at Atlanta	53,868
O-15	L	27-28	San Francisco	60,825
O-22	L	14-48	at St. Louis	46,562
O-29	W	21-14	Dallas	60,740
N-05	L	24-31	at New Orleans	59,596
N-12	L	17-33	at LA Rams	57,628
N-19	W	48-21	New Orleans	60,751
N-26	L	7-44	at NY Giants	63,027
D-03	T	35-35	at Washington	50,451
D-10	L	17-38	at Dallas	55,834
D-17	W	28-24	Cleveland	60,658

1966

Record: 9-5 T-2nd in Eastern
Head Coach: Joe Kuharich

Date	W/L	Score	Opponent	Att.
S-11	L	13-16	at St. Louis	39,066
S-18	W	23-10	Atlanta	54,049
S-25	W	35-17	NY Giants	60,177
O-02	L	10-41	St. Louis	59,305
O-09	L	7-56	at Dallas	69,372
O-16	W	31-14	at Pittsburgh	28,233
O-23	W	31-3	at NY Giants	63,018
O-30	L	13-27	Washington	60,652
N-06	W	24-23	Dallas	60,658
N-13	L	7-27	at Cleveland	77,968
N-20	W	35-34	at San Francisco	31,993
D-04	W	27-23	Pittsburgh	54,275
D-11	W	33-21	Cleveland	58,074
D-18	W	37-28	at Washington	50,405
PLAYOFF BOWL (at Miami)				
J-08	L	14-20	Baltimore	58,088

1965

Record: 5-9 T-5th in Eastern
Head Coach: Joe Kuharich

Date	W/L	Score	Opponent	Att.
S-19	W	34-27	St. Louis	54,260
S-26	L	14-16	NY Giants	57,154
O-03	L	17-35	Cleveland	60,759
O-10	W	35-24	at Dallas	56,249
O-17	L	27-35	at NY Giants	62,815
O-24	L	14-20	Pittsburgh	56,515
O-31	L	21-23	at Washington	50,301
N-07	L	34-38	at Cleveland	72,807
N-14	W	21-14	Washington	60,444
N-21	L	24-34	at Baltimore	60,238
N-28	W	28-24	at St. Louis	28,706
D-05	L	19-21	Dallas	54,714
D-12	W	47-13	at Pittsburgh	22,002
D-19	L	28-35	Detroit	56,718

1964

Record: 6-8 T-3rd in Eastern
Head Coach: Joe Kuharich

Date	W/L	Score	Opponent	Att.
S-13	W	38-7	NY Giants	60,671
S-20	L	24-28	San Francisco	57,353
S-27	L	20-28	Cleveland	60,671
O-04	W	21-7	Pittsburgh	59,354
O-11	L	20-35	at Washington	49,219
O-18	W	23-17	at NY Giants	62,978
O-25	W	34-10	at Pittsburgh	38,393
N-01	L	10-21	Washington	60,671
N-08	L	10-20	at LA Rams	53,994
N-15	W	17-14	at Dallas	55,972
N-22	L	13-38	St. Louis	60,671
N-29	L	24-38	at Cleveland	79,289
D-06	W	24-14	Dallas	60,671
D-13	L	34-36	at St. Louis	24,636

1963

Record: 2-10-2 7th in Eastern
Head Coach: Nick Skorich

Date	W/L	Score	Opponent	Att.
S-15	T	21-21	Pittsburgh	58,205
S-22	L	24-28	St. Louis	60,671
S-29	L	14-37	NY Giants	60,671
O-06	W	24-21	Dallas	60,671
O-13	W	37-24	at Washington	49,219
O-20	L	7-37	at Cleveland	75,174
O-27	L	7-16	at Chicago	48,514
N-03	L	17-23	Cleveland	60,671
N-10	L	14-42	at NY Giants	62,936
N-17	L	20-27	at Dallas	23,694
N-24	L	10-13	Washington	60,671
D-01	T	20-20	at Pittsburgh	16,721
D-08	L	14-38	at St. Louis	15,979
D-15	L	13-34	Minnesota	57,403

YEAR-BY-YEAR RESULTS



1962

Record: 3-10-1 7th in Eastern
Head Coach: Nick Skorich

Date	W/L	Score	Opponent	Att.
S-16	L	21-27	St. Louis	60,671
S-23	L	13-29	NY Giants	60,671
S-30	W	35-7	Cleveland	60,671
O-06	L	7-13	at Pittsburgh	23,164
O-14	L	19-41	at Dallas	18,645
O-21	L	21-27	Washington	60,671
O-28	L	21-31	at Minnesota	30,071
N-04	T	14-14	at Cleveland	63,848
N-11	L	0-49	Green Bay	60,671
N-18	L	14-19	at NY Giants	62,705
N-25	W	28-14	Dallas	58,070
D-02	W	37-14	at Washington	32,229
D-09	L	17-26	Pittsburgh	60,671
D-16	L	35-45	at St. Louis	14,989

1961

Record: 10-4 2nd in Eastern
Head Coach: Nick Skorich

Date	W/L	Score	Opponent	Att.
S-17	W	27-20	Cleveland	60,671
S-24	W	14-7	Washington	50,108
O-01	L	27-30	St. Louis	59,399
O-08	W	21-16	Pittsburgh	60,671
O-15	W	20-7	at St. Louis	20,262
O-22	W	43-7	at Dallas	25,000
O-29	W	27-24	at Washington	31,066
N-05	W	16-14	Chicago	60,671
N-12	L	21-38	at NY Giants	62,800
N-19	L	24-45	at Cleveland	68,399
N-26	W	35-13	Dallas	60,127
D-03	W	35-24	at Pittsburgh	21,653
D-10	L	24-28	NY Giants	60,671
D-17	W	27-24	at Detroit	44,231
PLAYOFF BOWL (at Miami)				
J-06	L	10-38	Detroit	25,612

1960 NFL CHAMPIONS

Record: 10-2 1st in Eastern
Head Coach: Buck Shaw

Date	W/L	Score	Opponent	Att.
S-25	L	24-41	Cleveland	56,303
S-30	W	27-25	at Dallas	18,500
O-09	W	31-27	St. Louis	33,701
O-16	W	28-10	Detroit	38,065
O-23	W	31-29	at Cleveland	64,850
N-06	W	34-7	Pittsburgh	58,324
N-13	W	19-13	Washington	39,361
N-20	W	17-10	at New York	63,571
N-27	W	31-23	New York	60,547
D-04	W	20-6	at St. Louis	21,358
D-11	L	21-27	at Pittsburgh	22,101
D-18	W	38-28	at Washington	20,558
NFL CHAMPIONSHIP				
D-26	W	17-13	Green Bay	67,325

1959

Record: 7-5 T-2nd in Eastern
Head Coach: Buck Shaw

Date	W/L	Score	Opponent	Att.
S-27	L	14-24	at San Francisco	41,697
O-04	W	49-21	New York	27,023
O-11	W	28-24	Pittsburgh	27,343
O-18	L	7-24	at New York	68,783
O-25	W	28-24	at Chi. Cardinals	20,112
N-01	W	30-23	Washington	39,854
N-08	L	7-28	at Cleveland	58,275
N-15	W	27-17	Chi. Cardinals	28,887
N-22	W	23-20	Los Angeles	47,425
N-29	L	0-31	at Pittsburgh	22,191
D-06	W	34-14	at Washington	24,325
D-13	L	21-28	Cleveland	45,952

1958

Record: 2-9-1 T-5th in Eastern
Head Coach: Buck Shaw

Date	W/L	Score	Opponent	Att.
S-28	L	14-24	Washington	36,850
O-05	W	27-24	New York	23,178
O-12	L	3-24	at Pittsburgh	23,153
O-19	L	24-30	San Francisco	33,110
O-26	L	35-38	at Green Bay	31,043
N-02	T	21-21	at Chi. Cardinals	17,486
N-09	L	24-31	Pittsburgh	26,306
N-16	W	49-21	Chi. Cardinals	18,315
N-23	L	14-28	at Cleveland	51,319
N-30	L	10-24	at New York	35,438
D-07	L	14-21	Cleveland	36,773
D-14	L	0-20	at Washington	22,621

1957

Record: 4-8 5th in Eastern
Head Coach: Hugh Devore

Date	W/L	Score	Opponent	Att.
S-29	L	13-17	at Los Angeles	62,506
O-05	L	20-24	New York	28,342
O-13	L	7-24	at Cleveland	53,493
O-20	W	17-7	Cleveland	22,443
O-27	L	0-6	at Pittsburgh	27,016
N-03	W	38-21	at Chi. Cardinals	18,718
N-10	L	16-27	Detroit	29,320
N-17	L	0-13	at New York	42,845
N-24	W	21-12	Washington	20,730
D-01	W	7-6	Pittsburgh	16,364
D-08	L	7-42	at Washington	21,304
D-14	L	27-31	Chicago Cardinals	12,555

1956

Record: 3-8-1 6th in Eastern
Head Coach: Hugh Devore

Date	W/L	Score	Opponent	Att.
S-30	L	7-27	at Los Angeles	54,412
O-06	W	13-9	Washington	26,607
O-14	W	35-21	at Pittsburgh	31,375
O-21	L	6-20	Chi. Cardinals	36,545
O-28	L	3-20	at New York	40,960
N-04	L	17-28	at Chi. Cardinals	27,609
N-11	W	14-7	Pittsburgh	22,652
N-18	L	0-16	Cleveland	25,894
N-25	T	10-10	San Francisco	19,326
D-02	L	14-17	at Cleveland	20,654
D-09	L	17-19	at Washington	22,333
D-15	L	7-21	New York	16,562

1955

Record: 4-7-1 T-4th in Eastern
Head Coach: Jim Trimble

Date	W/L	Score	Opponent	Att.
S-24	W	27-17	New York	29,597
O-01	L	30-31	Washington	31,891
O-09	L	17-21	at Cleveland	43,974
O-15	L	7-13	at Pittsburgh	33,413
O-23	T	24-24	at Chi. Cardinals	24,620
O-30	W	24-0	Pittsburgh	31,164
N-06	L	21-34	at Washington	25,741
N-13	W	33-17	Cleveland	39,303
N-20	L	7-31	at New York	22,075
N-27	L	21-23	Los Angeles	31,648
D-04	W	27-3	Chi. Cardinals	19,478
D-11	L	10-17	at Chicago Bears	34,783

1954

Record: 7-4-1 2nd in Eastern
Head Coach: Jim Trimble

Date	W/L	Score	Opponent	Att.
S-26	W	28-10	Cleveland	26,546
O-03	W	35-16	at Chi. Cardinals	17,084
O-09	W	24-22	Pittsburgh	37,322
O-17	W	49-21	at Washington	22,051
O-23	L	7-17	at Pittsburgh	39,075
O-30	L	14-37	Green Bay	25,378
N-07	W	30-14	Chi. Cardinals	21,963
N-14	L	14-27	at New York	46,565
N-21	L	0-6	at Cleveland	41,537
N-28	W	41-33	Washington	18,517
D-05	T	13-13	at Detroit	54,939
D-12	W	29-14	New York	28,449

YEAR-BY-YEAR RESULTS



1953

Record: 7-4-1 2nd in Eastern
Head Coach: Jim Trimble

Date	W/L	Score	Opponent	Att.
S-27	L	21-31	at San Francisco	27,819
O-02	T	21-21	Washington	19,099
O-10	L	13-37	at Cleveland	45,802
O-17	W	23-7	Pittsburgh	18,681
O-25	W	56-17	at Chi. Cardinals	22,064
N-01	W	35-7	at Pittsburgh	27,547
N-08	W	30-7	New York	24,331
N-15	W	45-14	Baltimore	27,813
N-21	W	38-0	Chi. Cardinals	19,402
N-29	L	28-37	at New York	20,294
D-06	L	0-10	at Washington	21,579
D-13	W	42-27	Cleveland	38,654

1952

Record: 7-5 T-2nd in American
Head Coach: Jim Trimble

Date	W/L	Score	Opponent	Att.
S-28	W	31-25	at Pittsburgh	22,501
O-04	L	7-31	New York	22,512
O-12	W	26-21	Pittsburgh	18,648
O-19	L	7-49	Cleveland	27,874
O-26	W	14-10	at New York	21,458
N-02	L	10-12	at Green Bay	10,149
N-09	W	38-20	Washington	16,932
N-16	W	10-7	Chi. Cardinals	18,406
N-23	W	28-20	at Cleveland	28,948
N-30	L	22-28	at Chi. Cardinals	13,577
D-07	W	38-21	Dallas Texans	18,376
D-14	L	21-27	at Washington	22,468

1951

Record: 4-8 5th in American
Bo McMillan (2) & Wayne Millner (10)

Date	W/L	Score	Opponent	Att.
S-30	W	17-14	at Chi. Cardinals	16,129
O-06	W	21-14	San Francisco	23,432
O-14	L	24-37	at Green Bay	18,489
O-21	L	24-26	at NY Giants	28,656
O-28	L	23-27	Washington	20,437
N-04	W	34-13	at Pittsburgh	19,649
N-11	L	17-20	at Cleveland	36,571
N-18	L	10-28	Detroit	25,350
N-25	L	13-17	Pittsburgh	15,537
D-02	W	35-21	at Washington	23,738
D-09	L	7-23	New York Giants	19,322
D-16	L	9-24	Cleveland	16,263

1950

Record: 6-6 T-3rd in American
Head Coach: Greasy Neale

Date	W/L	Score	Opponent	Att.
S-16	L	10-35	Cleveland	71,237
S-24	W	45-7	at Chi. Cardinals	24,914
O-07	W	56-20	Los Angeles	24,134
O-15	W	24-14	at Baltimore	14,413
O-22	W	17-10	at Pittsburgh	35,662
O-29	W	35-3	Washington	33,707
N-05	L	7-9	Pittsburgh	24,629
N-12	W	33-0	at Washington	29,407
N-19	L	10-14	Chi. Cardinals	28,368
N-26	L	3-7	at NY Giants	24,093
D-03	L	7-13	at Cleveland	37,490
D-10	L	7-9	New York Giants	26,440

1949 NFL CHAMPIONS

Record: 11-1 1st in Eastern
Head Coach: Greasy Neale

Date	W/L	Score	Opponent	Att.
S-22	W	7-0	at NY Bulldogs	4,355
O-03	W	22-14	at Detroit	20,163
O-08	W	28-3	Chi. Cardinals	33,716
O-16	L	21-38	at Chicago Bears	47,248
O-23	W	49-14	Washington	28,602
O-30	W	38-7	at Pittsburgh	37,840
N-06	W	38-14	LA Rams	38,230
N-13	W	44-21	at Washington	31,170
N-20	W	42-0	NY Bulldogs	22,165
N-27	W	34-17	Pittsburgh	22,191
D-04	W	24-3	at NY Giants	25,446
D-11	W	17-3	New York Giants	21,022
D-18	W	14-0	at LA Rams	22,245

1948 NFL CHAMPIONS

Record: 9-2-1 1st in Eastern
Head Coach: Greasy Neale

Date	W/L	Score	Opponent	Att.
S-24	L	14-21	at Chi. Cardinals	24,159
O-03	T	28-28	at LA Rams	24,597
O-10	W	45-0	New York Giants	22,804
O-17	W	45-0	at Washington	35,580
O-24	W	12-7	Chicago Bears	36,227
O-31	W	34-7	at Pittsburgh	32,859
N-07	W	35-14	at NY Giants	24,983
N-14	W	45-0	Boston Yanks	22,958
N-21	W	42-21	Washington	36,254
N-28	W	17-0	Pittsburgh	22,001
D-05	L	14-37	at Boston	9,652
D-12	W	45-21	Detroit	15,322
D-19	W	7-0	Chicago Cardinals	28,864

1947

Record: 8-4 1st in Eastern
Head Coach: Greasy Neale

Date	W/L	Score	Opponent	Att.
S-28	W	45-42	Washington	35,406
O-05	W	23-0	NY Giants	29,823
O-12	L	7-40	at Chicago Bears	34,338
O-19	L	24-35	at Pittsburgh	33,538
O-26	W	14-7	LA Rams	36,364
N-02	W	38-14	at Washington	36,591
N-09	W	41-24	at NY Giants	29,016
N-16	W	32-0	Boston Yanks	26,498
N-23	L	14-21	at Boston Yanks	15,628
N-30	W	21-0	Pittsburgh	37,218
D-07	L	21-45	Chicago Cardinals	32,322
D-14	W	28-14	Green Bay	24,216
NFC DIVISIONAL PLAYOFF				
D-21	W	21-0	at Pittsburgh	35,729
NFL CHAMPIONSHIP				
D-28	L	21-28	at Chicago Cardinals	30,759

1946

Record: 6-5 2nd in Eastern
Head Coach: Greasy Neale

Date	W/L	Score	Opponent	Att.
S-29	W	25-14	at LA Rams	30,500
O-06	W	49-25	Boston Yanks	33,986
O-13	L	7-19	Green Bay	36,127
O-20	L	14-21	at Chicago Bears	41,221
O-27	W	28-24	at Washington	33,691
N-03	W	24-14	NY Giants	40,059
N-10	L	17-45	at NY Giants	60,874
N-17	L	7-10	at Pittsburgh	38,882
N-24	L	10-27	Washington	36,633
D-01	W	10-7	Pittsburgh	29,943
D-08	W	40-14	at Boston Yanks	29,555

1945

Record: 7-3 2nd in Eastern
Head Coach: Greasy Neale

Date	W/L	Score	Opponent	Att.
O-07	W	21-6	Chicago Cardinals	25,581
O-14	L	24-28	at Detroit	22,580
O-21	L	14-24	at Washington	35,550
O-28	W	28-14	Cleveland Rams	38,149
N-04	W	45-3	at Pittsburgh	23,018
N-11	W	38-17	NY Giants	30,047
N-18	W	30-6	Pittsburgh	23,838
N-24	W	16-0	Washington	37,306
D-02	L	21-28	at NY Giants	45,372
D-09	W	35-7	Boston Yanks	27,905

YEAR-BY-YEAR RESULTS



1944

Record: 7-1-2 2nd in Eastern
Head Coach: Greasy Neale

Date	W/L	Score	Opponent	Att.
S-26	W	28-7	at Boston Yanks	25,061
O-08	T	31-31	Washington	32,549
O-22	W	38-0	Boston Yanks	24,638
O-29	W	24-17	at NY Giants	42,639
N-05	W	21-7	at Brooklyn Dodgers	15,289
N-12	T	21-21	NY Giants	33,248
N-19	W	37-7	at Washington	35,540
N-26	L	7-28	Chicago Bears	34,035
D-03	W	34-0	Brooklyn Dodgers	13,467
D-10	W	26-13	Cleveland Rams	24,123

1943 "STEAGLES"

Record: 5-4-1 3rd in Eastern
Greasy Neale & Walt Kiesling

Date	W/L	Score	Opponent	Att.
O-02	W	17-0	Brooklyn Dodgers	11,131
O-09	W	28-14	NY Giants	15,340
O-17	L	21-48	at Chicago Bears	21,744
O-24	L	14-42	at NY Giants	42,681
O-31	W	34-13	Chi. Cardinals (Pitt)	16,351
N-07	T	14-14	Washington	28,893
N-14	L	7-13	at Brooklyn Dodgers	7,614
N-21	W	35-34	Detroit (Pitt.)	23,338
N-28	W	27-14	at Washington	35,826
D-05	L	28-38	Green Bay	34,294

1942

Record: 2-9 5th in Eastern
Head Coach: Greasy Neale

Date	W/L	Score	Opponent	Att.
S-13	W	24-14	at Pittsburgh	13,349
S-20	L	14-24	at Cleveland Rams (Akron, OH)	6,434
S-27	L	14-35	Brooklyn Dodgers (Buffalo, NY)	5,286
O-04	L	10-14	Washington	15,500
O-11	L	17-35	at NY Giants	28,264
O-18	L	0-14	Pittsburgh	12,500
O-25	L	14-45	at Chicago Bears	15,372
N-01	L	27-30	at Washington	32,658
N-08	L	0-14	NY Giants	13,600
N-15	W	14-7	at Brooklyn Dodgers	3,858
N-29	L	0-7	Green Bay	13,700

1941

Record: 2-8-1 4th in Eastern
Head Coach: Greasy Neale

Date	W/L	Score	Opponent	Att.
S-13	L	0-24	NY Giants	25,478
S-21	W	10-7	at Pittsburgh	12,893
S-27	L	13-24	Brooklyn Dodgers	16,341
O-12	L	0-16	at NY Giants	30,842
O-19	L	17-21	Washington	19,071
O-26	W	21-14	Chicago Cardinals	12,683
N-02	L	6-15	at Brooklyn Dodgers	15,899
N-09	T	7-7	Pittsburgh	15,601
N-16	L	17-21	at Detroit	16,306
N-30	L	14-49	Chicago Bears	32,608
D-07	L	14-20	at Washington	27,102

1940

Record: 1-10 5th in Eastern
Head Coach: Bert Bell

Date	W/L	Score	Opponent	Att.
S-15	L	20-27	at Green Bay	11,657
S-22	L	13-21	at Cleveland Rams	15,941
S-28	L	14-20	NY Giants	26,431
O-04	L	17-30	at Brooklyn Dodgers	24,008
O-13	L	7-17	at NY Giants	30,317
O-20	L	17-34	Washington	25,062
O-26	L	7-21	Brooklyn Dodgers	6,500
N-10	L	3-7	at Pittsburgh	9,556
N-17	L	0-21	Detroit	6,327
N-28	W	7-0	Pittsburgh	4,200
D-01	L	6-13	at Washington	25,838

1939

Record: 1-9-1 T-4th in Eastern
Head Coach: Bert Bell

Date	W/L	Score	Opponent	Att.
S-17	L	0-7	Washington	33,258
S-24	L	3-13	NY Giants	30,600
O-01	T	0-0	Brooklyn Dodgers	1,880
O-15	L	10-27	at NY Giants	34,471
O-22	L	14-23	at Brooklyn Dodgers	13,057
N-05	L	6-7	at Washington	20,444
N-12	L	16-23	Green Bay	23,000
N-19	L	14-27	at Chicago Bears	21,398
N-23	W	17-14	Pittsburgh	20,000
N-26	L	12-24	at Pittsburgh	8,788
D-03	L	13-35	at Cleveland Rams (Col. Springs, CO)	9,189

1938

Record: 5-6 4th in Eastern
Head Coach: Bert Bell

Date	W/L	Score	Opponent	Att.
S-11	L	23-26	Washington	20,000
S-16	W	27-7	at Pittsburgh (Buffalo, NY)	19,749
S-25	W	14-10	NY Giants	20,000
O-02	L	6-28	Chicago Bears	NA
O-16	L	7-17	at NY Giants	33,187
O-23	L	14-20	at Washington	3,000
O-26	W	7-0	at Chicago Cardinals (Erie, PA)	15,000
N-06	L	7-10	Brooklyn Dodgers	12,000
N-13	L	14-32	at Brooklyn Dodgers	13,052
N-20	W	14-7	Pittsburgh Pirates (Charleston, WV)	6,500
D-04	W	21-7	at Detroit	19,000

1937

Record: 2-8-1 5th in Eastern
Head Coach: Bert Bell

Date	W/L	Score	Opponent	Att.
S-05	L	14-27	at Pittsburgh	8,588
S-10	L	7-13	Brooklyn Dodgers	5,221
S-21	L	3-21	Cleveland Rams	3,107
S-28	T	6-6	Chicago Cardinals	3,912
O-03	L	7-16	NY Giants	4,878
O-10	W	14-0	at Washington	7,320
O-17	L	0-21	at NY Giants	20,089
O-24	L	7-10	Washington	6,580
O-31	L	7-16	at Pittsburgh Pirates	2,772
N-07	W	14-10	at Brooklyn Dodgers	8,373
N-14	L	7-37	at Green Bay	13,340

1936

Record: 1-11 5th in Eastern
Head Coach: Bert Bell

Date	W/L	Score	Opponent	Att.
S-13	W	10-7	NY Giants	20,000
S-20	L	3-26	Boston Redskins	20,000
S-27	L	0-17	Chicago Bears	25,000
O-04	L	0-18	at Brooklyn Dodgers	NA
O-11	L	0-23	Detroit	15,000
O-14	L	0-17	at Pittsburgh	10,042
O-18	L	7-17	at Boston Redskins	4,000
O-25	L	17-21	at NY Giants	15,000
N-05	L	0-6	Pittsburgh (Johnstown, PA)	NA
N-08	L	0-13	at Chicago Cardinals	1,500
N-22	L	7-28	Chicago Bears	NA
N-29	L	7-13	Brooklyn Dodgers	NA

1935

Record: 2-9 5th in Eastern
Head Coach: Lud Wray

Date	W/L	Score	Opponent	Att.
S-13	L	7-17	Pittsburgh	NA
S-20	L	0-35	at Detroit	12,000
O-09	W	17-6	at Pittsburgh	6,271
O-13	L	0-39	Chicago Bears	NA
O-27	L	6-17	at Brooklyn Dodgers	NA
N-03	W	7-6	at Boston Redskins	10,000
N-05	L	0-3	Brooklyn Dodgers	NA
N-10	L	3-12	at Chicago Cardinals	6,000
N-24	L	0-10	at NY Giants	NA
D-01	L	14-21	NY Giants	NA
D-08	L	6-13	Green Bay	4,000

1934

Record: 4-7 T-3rd in Eastern
Head Coach: Lud Wray

Date	W/L	Score	Opponent	Att.
S-16	L	6-19	at Green Bay	5,000
S-26	W	17-0	at Pittsburgh	NA
O-07	L	7-9	Pittsburgh	NA
O-14	L	0-10	Detroit	9,860
O-21	L	0-6	at Boston Redskins	10,344
O-28	L	0-17	at NY Giants	NA
N-06	W	64-0	Cincinnati Reds	NA
N-11	L	7-10	Brooklyn Dodgers	NA
N-18	L	7-14	Boston Redskins	8,500
N-25	W	13-0	at Brooklyn Dodgers	NA
D-03	W	6-0	NY Giants	12,471

1933

Record: 3-5-1 4th in Eastern
Head Coach: Lud Wray

Date	W/L	Score	Opponent	Att.
O-15	L	0-56	at NY Giants	NA
O-18	L	0-25	Portsmouth Spartans	1,750
O-29	L	9-35	at Green Bay	3,007
N-05	W	6-0	at Cincinnati Reds	NA
N-12	T	3-3	Chicago Bears	17,850
N-19	W	25-6	Pittsburgh	6,000
N-26	W	20-3	Cincinnati Reds	NA
D-03	L	0-10	Green Bay	9,500
D-10	L	14-20	NY Giants	18,000

ALL-TIME PRESEASON RESULTS



2018 (1-3)

A9	Pittsburgh	L, 14-31
A16	at New England	L, 20-37
A23	at Cleveland	L, 0-5
A30	NY Jets	W, 10-9

2017 (2-2)

A10	at Green Bay	L, 9-24
A17	Buffalo	W, 20-16
A24	Miami	W, 38-31
A31	at NY Jets	L, 10-16

2016 (4-0)

A11	Tampa Bay	W, 17-9
A18	at Pittsburgh	W, 17-0
A27	at Indianapolis	W, 33-23
S1	NY Jets	W, 14-6

2015 (3-1)

A16	Indianapolis	W, 36-10
A22	Baltimore	W, 40-17
A29	at Green Bay	W, 39-26
S3	at NY Jets	L, 18-24

2014 (2-2)

A8	at Chicago	L, 28-34
A15	at New England	L, 35-42
A21	Pittsburgh	W, 31-21
A28	NY Jets	W, 37-7

2013 (2-2)

A9	New England	L, 22-31
A15	Carolina	W, 14-9
A24	at Jacksonville	W, 31-24
A29	at NY Jets	L, 20-27

2012 (4-0)

A9	Pittsburgh	W, 24-23
A20	at New England	W, 27-17
A24	at Cleveland	W, 27-10
A30	NY Jets	W, 28-10

2011 (3-1)

A11	Baltimore	W, 13-6
A18	at Pittsburgh	L, 14-24
A25	Cleveland	W,
S1	at NY Jets	W, 24-14

2010 (2-2)

A13	Jacksonville	W, 28-27
A20	at Cincinnati	L, 9-22
A27	at Kansas City	W, 20-17
S2	NY Jets	L, 17-21

2009 (1-3)

A13	New England	L, 25-27
A20	at Indianapolis	L, 15-23
A27	Jacksonville	W, 33-32
S3	at NY Jets	L, 27-38

2008 (2-2)

A8	at Pittsburgh	L, 10-16
A14	Carolina	W, 24-13
A22	at New England	W, 27-17
A28	NY Jets	L, 20-27

2007 (1-3)

A13	at Baltimore	L, 3-29
A17	Carolina	W, 27-10
A26	at Pittsburgh	L, 13-27
A30	NY Jets	L, 11-13

2006 (2-3)

A6	Oakland (at Canton, OH)	L, 10-16
A10	Cleveland	W, 20-7
A17	at Baltimore	L, 10-20
A25	Pittsburgh	W, 16-7
S1	at NY Jets	L, 17-20

2005 (2-2)

A15	at Pittsburgh	L, 31-38
A20	at Baltimore	W, 20-14
A26	Cincinnati	W, 27-17
S1	NY Jets	L, 14-37

2004 (1-3)

A13	at New England	L, 6-24
A20	Baltimore	W, 26-17
A26	Pittsburgh	L, 21-27
S3	at NY Jets	L, 27-28

2003 (2-2)

A11	at New Orleans	W, 27-17
A16	at Pittsburgh	W, 21-16
A22	New England	L, 12-24
A28	NY Jets	L, 9-17

2002 (1-3)

A10	Green Bay	W, 20-13
A17	at New England	L, 15-16
A23	Baltimore	L, 12-13
A30	at NY Jets	L, 16-23

2001 (2-1)

A13	Baltimore	Canceled
A18	at Buffalo	L, 3-6
A23	at Tennessee	W, 20-14
A30	NY Jets	W, 13-12

2000 (1-3)

J30	at Cleveland	L 22-33
A5	at Baltimore	L 13-16
A18	Tennessee	W, 34-32
A24	Buffalo	L, 12-16

1999 (1-3)

A 12	Baltimore	L, 7-10
A 20	at NY Jets	L, 9-10
A 26	at Minnesota	L, 13-17
S 2	Cleveland	W, 30-17

1998 (1-3)

A6	NY Jets	L, 15-29
A14	Pittsburgh	W, 21-17
A24	at Baltimore	L, 6-23
A29	at New England	L, 7-24

1997 (1-3)

A2	at NY Jets	L, 17-31
A11	at Pittsburgh	L, 26-42
A16	Baltimore	W, 24-13
A21	New England	L, 14-28

1996 (2-2)

A3	at Baltimore	L, 9-17
A8	NY Jets	W, 30-16
A18	at New England	L, 10-37
A23	Pittsburgh	W, 20-19

1995 (4-0)

A5	Atlanta	W, 25-17
A12	NY Jets	W, 13-10
	(at Jackson, MS)	
A17	New England	W, 31-7
A24	at Pittsburgh	W, 16-6

1994 (1-3)

A5	at Chicago	L, 6-12
A13	NY Jets	L, 24-34
A20	Cincinnati	W, 17-7
A26	at Atlanta	L, 12-20

1993 (3-2)

A1	New Orleans	L, 16-28
	(at Tokyo, Japan)	
A8	Chicago	W, 13-9
A13	at NY Jets	W, 24-13
A21	Atlanta	W, 37-20
A27	at Cincinnati	L, 3-23

1992 (2-3)

A1	NY Jets (Canton, OH)	L, 14-41
A8	at Pittsburgh	W, 35-33
A15	Cincinnati	W, 27-17
A23	at Atlanta	L, 10-20
A27	NY Jets	L, 13-22

ALL-TIME PRESEASON RESULTS



1991 (4-1)

J28	Buffalo	L, 13-17
	(at London, England)	
A3	at NY Jets	W, 24-10
A10	at Cincinnati	W, 29-24
A17	Pittsburgh	W, 21-20
A23	Indianapolis	W, 23-21

1990 (2-2)

A11	NY Jets	L, 6-17
A18	Miami	W 23-14
A27	at Indianapolis	W, 17-16
S1	at Pittsburgh	L, 10-20

1989 (4-1)

A6	Cleveland	W, 17-13
	(at London, England)	
A12	Atlanta	W, 23-17
A20	NY Jets	L, 10-19
	(at Raleigh, NC)	
A26	Pittsburgh	W, 38-14
S2	at Miami	W 20-10

1988 (2-2)

A6	NY Jets	W, 23-12
A14	at Pittsburgh	L, 16-21
A20	New England	L, 21-24
A25	at Detroit	W, 27-9

1987 (1-3)

A15	at NY Jets	L, 10-13
A23	at New England	W, 19-13
A29	Miami	L, 3-35
S3	Detroit	L, 3-36

1986 (1-3)

A8	at Detroit	W, 17-9
A16	at San Diego	L, 38-45
A23	Miami	L, 15-20
A28	NY Jets	L, 30-37

1985 (3-1)

A10	at NY Jets	W, 37-17
A17	at Cleveland	L, 14-28
A23	LA Rams	W, 14-12
	(at Columbus, OH)	
A29	Detroit	W, 20-16

1984 (2-2)

A4	at Detroit	L, 14-17
A11	at Pittsburgh	L, 17-20
A18	at Minnesota	W, 31-10
A23	Cleveland	W, 20-19

1983 (3-1)

A5	Detroit	W, 21-17
A13	at San Diego	W, 21-20
A20	at Green Bay	W, 27-14
A25	Pittsburgh	L, 3-10

1982 (1-3)

A14	at Tampa Bay	L, 7-35
A20	New England	W, 14-7
A27	at Atlanta	L, 21-24
S4	at Pittsburgh	L, 24-27

1981 (2-2)

A6	at Houston	L, 10-13
A15	Pittsburgh	W, 36-20
A23	New Orleans	W, 37-7
	(at Syracuse, NY)	
A29	at NY Jets	L, 3-14

1980 (3-1)

A9	at Buffalo	W, 24-9
A15	NY Jets	W, 28-13
A24	at New England	W, 23-17
A30	at Oakland	L, 23-24

1979 (1-3)

A3	at Baltimore	L, 14-17
A9	at Kansas City	L, 21-24
A17	Baltimore	W, 31-17
A24	at Miami	L, 13-14

1978 (4-1)

J29	Miami	W, 17-3
	(at Canton, OH)	
A5	New Orleans	L, 7-14
	(at Mexico City)	
A14	at Houston	W, 28-10
A19	at Atlanta	W, 24-7
A25	NY Jets	W, 14-0

1977 (3-3)

A5	at NY Jets	W, 21-3
A13	at LA Rams	L, 3-20
A22	New England	W, 21-10
A28	Denver	W, 28-24
S2	at Pittsburgh	L, 13-21
S9	at Green Bay	L, 16-24

1976 (0-6)

J31	at San Diego	L, 7-20
A9	Pittsburgh	L, 7-14
A14	at Miami	L, 16-24
A23	Cleveland	L, 17-21
A28	at Minnesota	L, 16-20
S5	at New England	L, 7-20

ALL-TIME PLAYOFF RESULTS



<u>Date</u>	<u>Playoff</u>	<u>Opponent</u>	<u>Result</u>	<u>Site</u>	<u>Attendance</u>	<u>Head Coach</u>
Sun., Dec. 21, 1947	NFL Divisional	Pittsburgh Steelers	W 21-0	Pittsburgh	35,729	Greasy Neale
Sun., Dec. 28, 1947	NFL Championship	Chicago Cardinals	L 21-28	Chicago	30,759	Greasy Neale
Sun., Dec. 19, 1948	NFL Championship	Chicago Cardinals	W 7-0	Philadelphia	36,309	Greasy Neale
Sun., Dec. 18, 1949	NFL Championship	Los Angeles Rams	W 14-0	Los Angeles	27,980	Greasy Neale
Mon., Dec. 26, 1960	NFL Championship	Green Bay Packers	W 17-13	Philadelphia	67,325	Buck Shaw
Sun., Dec. 24, 1978	NFC Wild Card	Atlanta Falcons	L 13-14	Atlanta	49,447	Dick Vermeil
Sun., Dec. 23, 1979	NFC Wild Card	Chicago Bears	W 27-17	Philadelphia	69,397	Dick Vermeil
Sat., Dec. 29, 1979	NFC Divisional	Tampa Bay Buccaneers	L 17-24	Tampa Bay	71,402	Dick Vermeil
Sat., Jan. 3, 1981	NFC Divisional	Minnesota Vikings	W 31-16	Philadelphia	68,434	Dick Vermeil
Sun., Jan. 11, 1981	NFC Championship	Dallas Cowboys	W 20-7	Philadelphia	70,696	Dick Vermeil
Sun., Jan. 25, 1981	Super Bowl 15	Oakland Raiders	L 10-27	New Orleans	75,500	Dick Vermeil
Sun., Dec. 27, 1981	NFC Wild Card	New York Giants	L 21-27	Philadelphia	71,611	Dick Vermeil
Sat., Dec. 31, 1988	NFC Divisional	Chicago Bears	L 12-20	Chicago	65,534	Buddy Ryan
Sun., Dec. 31, 1989	NFC Wild Card	Los Angeles Rams	L 7-21	Philadelphia	57,869	Buddy Ryan
Sun., Jan. 5, 1991	NFC Wild Card	Washington Redskins	L 6-20	Philadelphia	65,287	Buddy Ryan
Sun., Jan. 3, 1993	NFC Wild Card	New Orleans Saints	W 36-20	New Orleans	68,893	Rich Kotite
Sun., Jan. 10, 1993	NFC Divisional	Dallas Cowboys	L 10-34	Dallas	63,721	Rich Kotite
Sat., Dec. 30, 1995	NFC Wild Card	Detroit Lions	W 58-37	Philadelphia	66,099	Ray Rhodes
Sun., Jan. 7, 1996	NFC Divisional	Dallas Cowboys	L 11-30	Dallas	64,371	Ray Rhodes
Sun., Dec. 29, 1996	NFC Wild Card	San Francisco 49ers	L 0-14	San Francisco	56,460	Ray Rhodes
Sun., Dec. 31, 2000	NFC Wild Card	Tampa Bay Buccaneers	W 21-3	Philadelphia	65,813	Andy Reid
Sun., Jan. 7, 2001	NFC Divisional	New York Giants	L 10-20	New York	78,765	Andy Reid
Sat., Jan. 12, 2002	NFC Wild Card	Tampa Bay Buccaneers	W 31-9	Philadelphia	65,847	Andy Reid
Sat., Jan. 19, 2002	NFC Divisional	Chicago Bears	W 33-19	Chicago	66,944	Andy Reid
Sun., Jan. 27, 2002	NFC Championship	St. Louis Rams	L 24-29	St. Louis	66,502	Andy Reid
Sat., Jan. 11, 2003	NFC Divisional	Atlanta Falcons	W 20-6	Philadelphia	66,452	Andy Reid
Sun., Jan. 19, 2003	NFC Championship	Tampa Bay Buccaneers	L 10-27	Philadelphia	66,713	Andy Reid
Sun., Jan. 11, 2004	NFC Divisional	Green Bay Packers	W 20-17 ot	Philadelphia	67,707	Andy Reid
Sun., Jan. 18, 2004	NFC Championship	Carolina Panthers	L 3-14	Philadelphia	67,862	Andy Reid
Sun., Jan. 16, 2005	NFC Divisional	Minnesota Vikings	W 27-14	Philadelphia	67,722	Andy Reid
Sun., Jan. 23, 2005	NFC Championship	Atlanta Falcons	W 27-10	Philadelphia	67,717	Andy Reid
Sun., Feb. 6, 2005	Super Bowl 39	New England Patriots	L 21-24	Jacksonville	78,125	Andy Reid
Sun., Jan. 7, 2007	NFC Wild Card	New York Giants	W 23-20	Philadelphia	69,094	Andy Reid
Sat., Jan. 13, 2007	NFC Divisional	New Orleans Saints	L 24-27	New Orleans	70,001	Andy Reid
Sun., Jan. 4, 2009	NFC Wild Card	Minnesota Vikings	W 26-14	Minneapolis	61,746	Andy Reid
Sun., Jan. 11, 2009	NFC Divisional	New York Giants	W 23-11	New York	79,193	Andy Reid
Sun., Jan. 18, 2009	NFC Championship	Arizona Cardinals	L 25-32	Glendale	70,650	Andy Reid
Sat., Jan. 9, 2010	NFC Wild Card	Dallas Cowboys	L 14-34	Dallas	92,951	Andy Reid
Sun., Jan. 9, 2011	NFC Wild Card	Green Bay Packers	L 16-21	Philadelphia	69,144	Andy Reid
Sat., Jan. 4, 2014	NFC Wild Card	New Orleans	L 24-26	Philadelphia	69,144	Chip Kelly
Sat., Jan. 13 2018	NFC Divisional	Atlanta Falcons	W 15-10	Philadelphia	69,596	Doug Pederson
Sun., Jan. 21 2018	NFC Championship	Minnesota Vikings	W 38-7	Philadelphia	69,596	Doug Pederson
Sun., Feb. 4 2018	Super Bowl 52	New England Patriots	W 41-33	Minnesota	67,612	Doug Pederson

TEAM-BY-TEAM RESULTS



Arizona Cardinals

Overall: 56-59-5
At Lincoln Financial Field: 3-2

Home: 29-28-3

Away: 27-31-2
At University of Phoenix Stadium: 0-3

Playoffs: 1-2

Date	Site	Result	Score	Date	Site	Result	Score	Date	Site	Result	Score
N-10-35	Chi	L	3-12	S-19-65	Phila	W	34-27	N-01-87	StL	W	28-23
N-08-36	Chi	L	0-13	N-28-65	StL	W	28-24	N-22-87	Phila	L	19-31
S-28-37	Phila	T	6-6	S-11-66	StL	L	13-16	N-27-88	Phila	W	31-21
O-26-38	Erie, PA	W	7-0	O-02-66	Phila	L	10-41	D-10-88	Phx	W	23-17
O-26-41	Phila	W	21-14	O-22-67	StL	L	14-48	O-15-89	Phx	W	17-5
O-07-45	Phila	W	21-6	N-03-68	Phila	L	17-45	D-24-89	Phila	W	31-14
D-07-47	Phila	L	21-45	N-23-69	StL	W	34-30	S-16-90	Phila	L	21-23
D-28-47	c Chi	L	21-28	O-18-70	Phila	L	20-35	D-29-90	Phx	W	23-21
S-24-48	Chi	L	14-21	N-29-70	StL	L	14-23	S-08-91	Phila	L	10-26
D-19-48	c Phila	W	7-0	N-21-71	StL	W	37-20	N-24-91	Phx	W	34-14
O-08-49	Phila	W	28-3	D-12-71	Phila	W	19-7	S-13-92	Phx	W	31-14
S-24-50	Chi	W	45-7	N-05-72	Phila	T	6-6	O-25-92	Phila	W	7-3
N-19-50	Phila	L	10-14	D-17-72	StL	L	23-24	S-05-93	Phila	W	23-17
S-30-51	Chi	W	17-14	S-16-73	Phila	L	23-34	N-07-93	Phx	L	3-16
N-16-52	Phila	W	10-7	O-14-73	StL	W	27-24	N-06-94	Phila	W	17-7
N-30-52	Chi	L	22-28	S-15-74	StL	L	3-7	N-20-94	Arz	L	6-12
O-25-53	Chi	W	56-17	N-17-74	Phila	L	3-13	S-10-95	Arz	W	31-19
N-21-53	Phila	W	38-0	O-19-75	StL	L	20-31	D-17-95	Phila	W	21-20
O-03-54	Chi	W	35-16	N-09-75	Phila	L	23-24	N-24-96	Arz	L	30-36
N-07-54	Phila	W	30-14	O-10-76	StL	L	14-33	D-22-96	Phila	W	29-19
O-23-55	Chi	T	24-24	N-07-76	Phila	L	14-17	O-19-97	Phila	W (OT)	13-10
D-04-55	Phila	W	27-3	O-16-77	Phila	L	17-21	N-02-97	Arz	L	21-31
O-21-56	Phila	L	6-20	N-20-77	StL	L	16-21	S-20-98	Arz	L	3-17
N-04-56	Chi	L	17-28	O-29-78	Phila	L	10-16	D-13-98	Phila	L (OT)	17-20
N-03-57	Chi	W	38-21	N-26-78	StL	W	14-10	S-12-99	Phila	L	24-25
D-14-57	Phila	L	27-31	O-14-79	StL	W	24-20	D-05-99	Arz	L	17-21
N-02-58	Chi	T	21-21	N-18-79	Phila	W	16-13	O-15-00	Arz	W	33-14
N-16-58	Phila	W	49-21	S-28-80	StL	L	14-24	N-19-00	Phila	W	34-9
O-25-59	Minn	W	28-24	D-14-80	Phila	W	17-3	O-07-01	Phila	L	20-21
N-15-59	Phila	W	27-17	N-08-81	StL	W	52-10	N-04-01	Arz	W	21-7
O-09-60	Phila	W	31-27	D-20-81	Phila	W	38-0	N-17-02	Phila	W	38-14
D-04-60	StL	W	20-6	D-05-82	Phila	L	20-23	D-24-05	Arz	L	21-27
O-01-61	Phila	L	27-30	S-25-83	Phila	L	11-14	N-27-08	Phila	W	48-20
O-15-61	StL	W	20-7	D-18-83	StL	L	7-31	J-18-09	c Arz	L	25-32
S-16-62	Phila	L	21-27	O-28-84	Phila	L	14-34	N-13-11	Phila	L	17-21
D-16-62	StL	L	35-45	N-25-84	StL	L	16-17	S-23-12	Arz	L	6-27
S-22-63	Phila	L	24-28	O-13-85	Phila	W	30-7	D-01-13	Phila	W	24-21
D-08-63	StL	L	14-38	N-17-85	StL	W	24-14	O-26-14	Arz	L	20-24
N-22-64	Phila	L	13-38	N-02-86	StL	L	10-13	D-20-15	Phila	L	17-40
D-13-64	StL	L	34-36	D-07-86	Phila	T (OT)	10-10	O-8-17	Phila	W	34-7

Note: franchise in Chicago prior to 1960 and St. Louis from 1960-87; changed its name from Phoenix to Arizona in 1994.
c - NFL Championship in 1947 and 1948, NFC Championship in 2009

TEAM-BY-TEAM RESULTS



 Atlanta Falcons				Overall: 19-14-1 Home: 11-6-1 At Lincoln Financial Field: 6-1				Away: 8-8-0 Playoffs: 3-1 At Mercedes-Benz Stadium: 0-0			
<u>Date</u>	<u>Site</u>	<u>Result</u>	<u>Score</u>	<u>Date</u>	<u>Site</u>	<u>Result</u>	<u>Score</u>	<u>Date</u>	<u>Site</u>	<u>Result</u>	<u>Score</u>
S-18-66	Phila	W	23-10	D-16-84	Atl	L	10-26	N-02-03	Atl	W	23-16
O-08-67	Atl	W	38-7	N-10-85	Phila	W (OT)	23-17	J-23-05	c Phila	W	27-10
D-14-69	Phila	L	3-27	O-05-86	Atl	W	16-0	S-12-05	Atl	L	10-14
N-15-70	Phila	T	13-13	O-30-88	Phila	L	24-27	D-31-06	Phila	W	24-17
N-11-73	Phila	L	27-44	N-18-90	Atl	W	24-23	O-26-08	Phila	W	27-14
O-03-76	Atl	W	14-13	N-27-94	Atl	L	21-28	D-6-09	Atl	W	34-7
D-24-78	w Atl	L	13-14	S-22-96	Atl	W	33-18	O-17-10	Phila	W	31-17
S-10-79	Phila	L	10-14	D-14-97	Atl	L	17-20	S-18-11	Atl	L	31-35
D-07-80	Phila	L	17-20	S-13-98	Atl	L	12-17	O-28-12	Phila	L	17-30
O-05-81	Phila	W	16-13	O-01-00	Phila	W	38-10	S-14-15	Atl	L	24-26
O-02-83	Atl	W	28-24	J-11-03	d Phila	W	20-6	N-13-16	Phila	W	24-15
								J-13-17	Phila	W	15-10

 Baltimore Ravens				Overall: 2-2-1 Home: 2-0-0 At Lincoln Financial Field: 2-0				Away: 0-2-1 Playoffs: 0-0 At M&T Bank Stadium: 0-2			
<u>Date</u>	<u>Site</u>	<u>Result</u>	<u>Score</u>	<u>Date</u>	<u>Site</u>	<u>Result</u>	<u>Score</u>	<u>Date</u>	<u>Site</u>	<u>Result</u>	<u>Score</u>
N-16-97	Bal	T (OT)	10-10	N-23-08	Bal	L	7-36	D-18-16	Bal	L	26-27
O-31-04	Phila	W	15-10	S-16-12	Phila	W	24-23				

 Buffalo Bills				Overall: 7-6-0 Home: 4-2-0 At Lincoln Financial Field: 2-0				Away: 3-4-0 Playoffs: 0-0 At New Era Field: 3-4			
<u>Date</u>	<u>Site</u>	<u>Result</u>	<u>Score</u>	<u>Date</u>	<u>Site</u>	<u>Result</u>	<u>Score</u>	<u>Date</u>	<u>Site</u>	<u>Result</u>	<u>Score</u>
O-07-73	Buf	L	26-27	D-02-90	Buf	L	23-30	D-30-07	Phila	W	17-9
S-17-81	Buf	W	20-14	D-12-93	Phila	L	7-10	O-09-11	Buf	L	24-31
O-07-84	Buf	W	27-17	N-10-96	Phila	L	17-24	D-13-15	Phila	W	23-20
O-27-85	Phila	W	21-17	S-26-99	Buf	L	0-26				
D-27-87	Phila	W	17-7	S-28-03	Buf	W	23-13				

 Carolina Panthers				Overall: 7-4-0 Home: 4-2-0 At Lincoln Financial Field: 3-2				Away: 3-2-0 Playoffs: 0-1 At Bank of America Stadium: 3-2			
<u>Date</u>	<u>Site</u>	<u>Result</u>	<u>Score</u>	<u>Date</u>	<u>Site</u>	<u>Result</u>	<u>Score</u>	<u>Date</u>	<u>Site</u>	<u>Result</u>	<u>Score</u>
O-27-96	Phila	W	20-9	O-17-04	Phila	W	30-8	N-10-14	Phila	W	45-21
N-07-99	Car	L	7-33	D-04-06	Phila	W	27-24	O-25-15	Car	L	16-27
N-30-03	Car	W	25-16	S-13-09	Car	W	38-10	O-12-17	Car	W	28-23
J-18-04	c Phila	L	3-14	N-26-12	Phila	L	22-30				

TEAM-BY-TEAM RESULTS



Chicago Bears

Overall: 14-30-1
At Lincoln Financial Field: 2-2

Home: 8-13-1

Away: 6-17-0

Playoffs: 2-1

At Soldier Field: 5-8

Date	Site	Result	Score	Date	Site	Result	Score	Date	Site	Result	Score
N-12-33	Phila	T	3-3	N-05-61	Phila	W	16-14	S-12-94	Phila	W	30-22
O-13-35	Phila	L	0-39	O-27-63	Chi	L	7-16	D-24-95	Chi	L	14-20
S-27-36	Phila	L	0-17	O-20-68	Phila	L	16-29	O-17-99	Chi	W	20-16
N-22-36	Phila	L	7-28	S-27-70	Chi	L	16-20	O-22-00	Phila	W	13-9
O-02-38	Phila	L	6-28	D-10-72	Phila	L	12-21	J-19-02	d Chi	W	33-19
N-19-39	Chi	L	14-27	S-28-75	Chi	L	13-15	N-03-02	Chi*	W	19-13
N-30-41	Phila	L	14-49	D-23-79	f Phila	W	27-17	O-03-04	Chi	W	19-9
O-25-42	Chi	L	14-45	O-26-80	Phila	W	17-14	O-21-07	Phila	L	16-19
O-17-43	Chi	L	21-48	O-23-83	Phila	L	6-7	S-28-08	Chi	L	20-24
N-26-44	Phila	L	7-28	N-13-83	Chi	L	14-17	N-22-09	Chi	W	24-20
O-20-46	Chi	L	14-21	S-14-86	Chi	L (OT)	10-13	N-28-10	Chi	L	26-31
O-12-47	Chi	L	7-40	O-04-87	Phila	L	3-35	N-07-11	Phila	L	24-30
O-24-48	Phila	W	12-7	D-31-88	d Chi	L	12-20	D-22-13	Phila	W	54-11
O-16-49	Chi	L	21-38	O-02-89	Chi	L	13-27	S-19-16	Chi	W	29-14
D-11-55	Chi	L	10-17	O-10-93	Phila	L	6-17	N-26-17	Phila	W	31-3

*Game played in Champaign, IL



Cincinnati Bengals

Overall: 3-9-1

Home: 3-5-0

Away: 0-4-1

Playoffs: 0-0

At Lincoln Financial Field: 0-2

At Paul Brown Stadium: 0-1-1

Date	Site	Result	Score	Date	Site	Result	Score	Date	Site	Result	Score
S-19-71	Cin	L	14-37	N-17-91	Phila	W	17-10	N-16-08	Cin	T (OT)	13-13
D-07-75	Phila	L	0-31	D-24-94	Cin	L	30-33	D-13-12	Phila	L	13-34
O-28-79	Cin	L	13-37	N-30-97	Phila	W	44-42	D-4-16	Cin	L	14-32
N-21-82	Phila	L	14-18	D-24-00	Phila	W	16-7				
S-11-88	Phila	L	24-28	J-02-05	Phila	L	10-38				



Cleveland Browns

Overall: 17-31-1

Home: 10-13-0

Away: 7-18-1

Playoffs: 0-0


At Lincoln Financial Field: 2-0


At FirstEnergy Stadium: 3-0

Date	Site	Result	Score	Date	Site	Result	Score	Date	Site	Result	Score
S-16-50	Phila	L	10-35	D-07-58	Phila	L	14-21	D-17-67	Phila	W	28-24
D-03-50	Cle	L	7-13	N-08-59	Cle	L	7-28	N-24-68	Cle	L	13-47
N-11-51	Cle	L	17-20	D-13-59	Phila	L	21-28	S-21-69	Phila	L	20-27
D-16-51	Phila	L	9-24	S-25-60	Phila	L	24-41	S-24-72	Phila	L	17-27
O-19-52	Phila	L	7-49	O-23-60	Cle	W	31-29	N-14-76	Cle	L	3-24
N-23-52	Cle	W	28-20	S-17-61	Phila	W	27-20	N-04-79	Phila	L	19-24
O-10-53	Cle	L	13-37	N-19-61	Cle	L	24-45	S-19-82	Cle	W	24-21
D-13-53	Phila	W	42-27	S-30-62	Phila	W	35-7	O-16-88	Cle	L	3-19
S-26-54	Phila	W	28-10	N-04-62	Cle	T	14-14	N-10-91	Cle	W	32-30
N-21-54	Cle	L	0-6	O-20-63	Cle	L	7-37	N-13-94	Phila	L	7-26
O-09-55	Cle	L	17-21	N-03-63	Phila	L	17-23	D-10-00	Cle	W	35-24
N-13-55	Phila	W	33-17	S-27-64	Phila	L	20-28	O-24-04	Cle	W (OT)	34-31
N-18-56	Phila	L	0-16	N-29-64	Cle	L	24-38	D-15-08	Phila	W	30-10
D-02-56	Cle	L	14-17	O-03-65	Phila	L	17-35	S-9-12	Cle	W	17-16
O-13-57	Cle	L	7-24	N-07-65	Cle	L	34-38	S-11-16	Phila	W	29-10
O-20-57	Phila	W	17-7	N-13-66	Cle	L	7-27				
N-23-58	Cle	L	14-28	D-11-66	Phila	W	33-21				

TEAM-BY-TEAM RESULTS



 Dallas Cowboys				Overall: 52-66-0 Home: 28-29-0 At Lincoln Financial Field: 6-9				Away: 24-37-0 Playoffs: 1-3 At AT&T Stadium: 6-4			
Date	Site	Result	Score	Date	Site	Result	Score	Date	Site	Result	Score
S-30-60	Dal	W	27-25	O-19-80	Phila	W	17-10	D-20-98	Dal	L	9-13
O-22-61	Dal	W	43-7	D-21-80	Dal	L	27-35	O-10-99	Phila	W	13-10
N-26-61	Phila	W	35-13	J-11-81	c Phila	W	20-7	D-12-99	Dal	L	10-20
O-14-62	Dal	L	19-41	N-01-81	Phila	L	14-17	S-03-00	Dal	W	41-14
N-25-62	Phila	W	28-14	D-13-81	Dal	L	10-21	N-05-00	Phila	W (OT)	16-13
O-06-63	Phila	W	24-21	D-26-82	Dal	W	24-20	S-30-01	Phila	W	40-18
N-17-63	Dal	L	20-27	O-16-83	Dal	L	7-37	N-18-01	Dal	W	36-3
N-15-64	Dal	W	17-14	N-06-83	Phila	L	20-27	S-22-02	Phila	W	44-13
D-06-64	Phila	W	24-14	S-16-84	Dal	L	17-23	D-21-02	Dal	W	27-3
O-10-65	Dal	W	35-24	D-02-84	Phila	L	10-26	O-12-03	Dal	L	21-23
D-05-65	Phila	L	19-21	O-20-85	Phila	W	16-14	D-07-03	Phila	W	36-10
O-09-66	Dal	L	7-56	N-24-85	Dal	L	17-34	N-15-04	Dal	W	49-21
D-06-66	Phila	W	24-23	O-19-86	Phila	L	14-17	D-19-04	Phila	W	12-7
O-29-67	Phila	W	21-14	D-14-86	Dal	W	23-21	O-09-05	Dal	L	10-33
D-10-67	Dal	L	17-38	O-11-87	Dal	L	22-41	N-14-05	Phila	L	20-21
S-29-68	Phila	L	13-45	O-25-87	Phila	W	37-20	O-08-06	Phila	W	38-24
O-13-68	Dal	L	14-34	O-23-88	Phila	W	24-23	D-25-06	Dal	W	23-7
O-05-69	Phila	L	7-38	D-18-88	Dal	W	23-7	N-04-07	Phila	L	17-38
O-19-69	Dal	L	14-49	N-23-89	Dal	W	27-0	D-16-07	Dal	W	10-6
S-20-70	Phila	L	7-17	D-10-89	Phila	W	20-10	S-15-08	Dal	L	37-41
N-01-70	Dal	L	17-21	O-28-90	Dal	W	21-20	D-28-08	Phila	W	44-6
S-26-71	Phila	L	7-42	D-23-90	Phila	W	17-3	N-08-09	Phila	L	16-20
N-14-71	Dal	L	7-20	S-15-91	Dal	W	24-0	J-03-10	Dal	L	0-24
S-17-72	Dal	L	6-28	D-15-91	Phila	L	13-25	J-09-10	w Dal	L	14-34
N-19-72	Phila	L	7-28	O-05-92	Phila	W	31-7	D-12-10	Dal	W	30-27
O-28-73	Phila	W	30-16	N-01-92	Dal	L	10-20	J-02-11	Phila	L	13-14
N-18-73	Dal	L	10-31	J-10-93	d Dal	L	10-34	O-30-11	Phila	W	34-7
S-23-74	Phila	W	13-10	O-31-93	Phila	L	10-23	D-24-11	Dal	W	20-7
O-20-74	Dal	L	24-31	D-06-93	Dal	L	17-23	N-11-11	Phila	L	23-38
O-26-75	Phila	L	17-20	O-16-94	Dal	L	13-24	D-2-12	Dal	L	33-38
N-23-75	Dal	L	17-27	D-04-94	Phila	L	19-31	O-20-13	Phila	L	3-17
S-12-76	Dal	L	7-27	N-06-95	Dal	L	12-34	D-29-13	Dal	W	24-22
D-05-76	Phila	L	7-26	D-10-95	Phila	W	20-17	N-27-14	Dal	W	33-10
O-23-77	Phila	L	10-16	J-07-96	d Dal	L	11-30	D-14-14	Phila	L	27-38
D-04-77	Dal	L	14-24	S-30-96	Phila	L	19-23	S-20-15	Phila	L	10-20
O-22-78	Dal	L	7-14	N-03-96	Dal	W	31-21	N-8-15	Dal	W (OT)	33-27
D-10-78	Phila	L	13-31	S-15-97	Dal	L	20-21	O-30-16	Dal	L (OT)	23-29
N-12-79	Dal	W	31-21	O-26-97	Phila	W	13-12	J-1-17	Phila	W	27-13
D-08-79	Phila	L	17-24	N-02-98	Phila	L	0-34	N-19-17	Dal	W	37-9
								D-31-17	Phila	L	0-6

 Denver Broncos				Overall: 8-5-0 Home: 6-1-0 At Lincoln Financial Field: 2-0				Away: 2-4-0 Playoffs: 0-0 At Broncos Stadium at Mile High: 0-2			
Date	Site	Result	Score	Date	Site	Result	Score	Date	Site	Result	Score
O-31-71	Phila	W	17-16	S-21-86	Phila	L	7-33	O-04-98	Den	L	16-41
D-14-75	Den	L	10-25	O-29-89	Den	W	28-24	O-30-05	Den	L	21-49
S-07-80	Phila	W	27-6	S-20-92	Phila	W	30-0	D-27-09	Phila	W	30-27
S-18-83	Den	W	13-10	N-12-95	Phila	W	31-13	S-29-13	Den	L	20-52
								N-5-17	Phila	W	51-23

TEAM-BY-TEAM RESULTS



 Detroit Lions				Overall: 17-15-2 Home: 10-9-0 At Lincoln Financial Field: 2-1				Away: 7-6-2 Playoffs: 1-0 At Ford Field: 2-2			
Date	Site	Result	Score	Date	Site	Result	Score	Date	Site	Result	Score
0-18-33	Phila	L	0-25	D-05-54	Det	T	13-13	D-30-95	w Phila	W	58-37
0-14-34	Phila	L	0-10	N-10-57	Phila	L	16-27	S-15-96	Phila	W	24-17
S-20-35	Det	L	0-35	0-16-60	Phila	W	28-10	N-08-98	Phila	W	10-9
0-11-36	Phila	L	0-23	D-17-61	Det	W	27-24	S-26-04	Det	W	30-13
D-04-38	Det	W	21-7	D-19-65	Phila	L	28-35	S-23-07	Phila	W	56-21
N-17-40	Phila	L	0-21	N-28-68	Det	W	12-0	S-19-10	Det	W	35-32
N-16-41	Det	L	17-21	D-05-71	Det	W	23-20	0-14-12	Phila	L (OT)	23-26
N-21-43	Pit	W	35-34	D-15-74	Phila	W	28-17	D-8-13	Phila	W	34-20
0-14-45	Det	L	24-28	0-02-77	Det	L	13-17	N-26-15	Det	L	14-45
D-12-48	Phila	W	45-21	D-02-79	Phila	W	44-7	0-9-16	Det	L	23-24
0-03-49	Det	W	22-14	N-04-84	Det	T (OT)	23-23				
N-18-51	Phila	L	10-28	N-16-86	Phila	L	11-13				

Note: franchise in Portsmouth prior to 1934 and known as the Spartans

 Green Bay Packers				Overall: 16-28-0 Home: 11-11-0 At Lincoln Financial Field: 4-3				Away: 5-17-0 Playoffs: 2-1 At Lambeau Field: 5-9			
Date	Site	Result	Score	Date	Site	Result	Score	Date	Site	Result	Score
0-29-33	GB	L	9-35	D-26-60	c Phila	W	17-13	S-07-97	Phila	W	10-9
D-03-33	Phila	L	0-10	N-11-62	Phila	L	0-49	N-29-98	GB	L	16-24
S-16-34	GB	L	6-19	S-15-68	GB	L	13-30	S-17-00	GB	L	3-6
D-08-35	Phila	L	6-13	0-25-70	Mil	L	17-30	N-10-03	GB	W	17-14
N-14-37	Mil	L	7-37	D-01-74	Phila	W	36-14	J-11-04	d Phila	W (OT)	20-17
N-12-39	Phila	L	16-23	0-17-76	GB	L	13-28	D-05-04	Phila	W	47-17
S-15-40	GB	L	20-27	N-05-78	Phila	W	10-3	N-27-05	Phila	W	19-14
N-29-42	Phila	L	0-7	N-25-79	GB	W	21-10	0-02-06	Phila	W	31-9
D-05-43	Phila	L	28-38	0-18-87	GB	L (OT)	10-16	S-09-07	GB	L	13-16
0-13-46	Phila	L	7-19	D-16-90	Phila	W	31-0	S-12-10	Phila	L	20-27
D-14-47	Phila	W	28-14	S-01-91	GB	W	20-3	J-9-11	w Phila	L	16-21
0-14-51	GB	L	24-37	N-15-92	Mil	L	24-27	N-10-13	GB	W	27-13
N-02-52	Mil	L	10-12	S-12-93	GB	W	20-17	N-16-14	GB	L	20-53
0-30-54	Phila	L	14-37	S-18-94	Phila	W	13-7	N-28-16	Phila	L	13-27
0-26-58	GB	L	35-38	S-09-96	GB	L	13-39				

 Houston Texans				Overall: 4-0-0 Home: 2-0-0 At Lincoln Financial Field: 1-0				Away: 2-0-0 Playoffs: 0-0 At NRG Stadium: 2-0			
Date	Site	Result	Score	Date	Site	Result	Score				
S-29-02	Phila	W	35-17	D-02-10	Phila	W	34-24				
S-10-06	Hou	W	24-10	N-02-14	Hou	W	31-21				

 Indianapolis Colts				Overall: 9-10-0 Home: 5-5-0 At Lincoln Financial Field: 1-0				Away: 4-5-0 Playoffs: 0-0 At Lucas Oil Stadium: 1-0			
Date	Site	Result	Score	Date	Site	Result	Score	Date	Site	Result	Score
0-15-50	Bal	W	24-14	0-01-78	Bal	W	17-14	N-21-99	Phila	L	17-44
N-15-53	Phila	W	45-14	N-15-81	Phila	W	38-13	N-10-02	Phila	L	13-35
N-21-65	Bal	L	24-34	0-30-83	Phila	L	21-22	N-26-06	Ind	L	21-45
S-24-67	Phila	L	6-38	0-14-84	Phila	W	16-7	N-07-10	Phila	W	26-24
0-13-69	Bal	L	20-24	S-30-90	Phila	L	23-24	S-15-14	Ind	W	30-27
D-06-70	Bal	L	10-29	D-13-93	Ind	W	20-10				
S-29-74	Phila	W	30-10	D-05-96	Ind	L	10-37				

Note: franchise in Baltimore prior to 1984

TEAM-BY-TEAM RESULTS



 Jacksonville Jaguars				Overall: 2-3-0 Home: 1-1-0 At Lincoln Financial Field: 1-1				Away: 1-2-0 Playoffs: 0-0 At TIAA Bank Field: 1-2			
Date	Site	Result	Score	Date	Site	Result	Score	Date	Site	Result	Score
0-12-97	Jax	L	21-38	0-29-06	Phila	L	6-13	S-7-14	Phila	W	34-17
0-06-02	Jax	L	25-28	S-26-10	Jax	W	28-3				

 Kansas City Chiefs				Overall: 4-4-0 Home: 1-2-0 At Lincoln Financial Field: 1-2				Away: 3-2-0 Playoffs: 0-0 At Arrowhead Stadium: 3-2			
Date	Site	Result	Score	Date	Site	Result	Score	Date	Site	Result	Score
0-22-72	KC	W	21-20	N-29-01	KC	W	23-10	S-19-13	Phila	L	16-26
0-11-92	KC	L	17-24	0-02-05	KC	W	37-31	S-17-17	KC	L	20-27
S-27-98	Phila	L	21-24	S-27-09	Phila	W	34-14				

 Los Angeles Chargers				Overall: 5-7-0 Home: 3-2-0 At Lincoln Financial Field: 1-1				Away: 2-5-0 Playoffs: 0-0 At StubHub Center: 1-0			
Date	Site	Result	Score	Date	Site	Result	Score	Date	Site	Result	Score
0-06-74	SD	W	13-7	N-05-89	SD	L	17-20	0-23-05	Phila	W	20-17
N-30-80	SD	L	21-22	S-17-95	Phila	L	21-27	N-15-09	SD	L	23-31
D-15-85	SD	L	14-20	0-18-98	SD	L	10-13	S-15-13	Phila	L	30-33
0-26-86	Phila	W	23-7	D-09-01	Phila	W	24-14	0-1-17	LA	W	26-24


 Los Angeles Rams				Overall: 21-19-1 Home: 15-8-0 At Lincoln Financial Field: 2-0				Away: 6-11-1 Playoffs: 1-2 At L.A. Memorial Coliseum: 1-5			
Date	Site	Result	Score	Date	Site	Result	Score	Date	Site	Result	Score
S-21-37	Phila	L	3-21	S-29-57	LA	L	13-17	S-23-90	LA	W	27-21
D-03-39	Col. Springs, CO	L	13-35	N-22-59	Phila	W	23-20	0-29-95	Phila	W	20-9
S-22-40	Clev	L	13-21	N-08-64	LA	L	10-20	D-03-98	Phila	W	17-14
S-20-42	Akron	L	14-24	N-12-67	LA	L	17-33	J-02-00	Phila	W	38-31
D-10-44	Phila	W	26-13	N-16-69	Phila	L	17-23	S-09-01	Phila	L (OT)	17-20
0-28-45	Phila	W	28-14	0-15-72	Phila	L	3-34	J-27-02 c	StL	L	24-29
S-29-46	LA	W	25-14	N-03-75	Phila	L	3-42	D-01-02	Phila	W	10-3
0-26-47	Phila	W	14-7	S-25-77	LA	L	0-20	D-27-04	StL	L	7-20
0-03-48	LA	T	28-28	S-03-78	Phila	L	14-16	D-18-05	StL	W	17-16
N-06-49	Phila	W	38-14	D-04-83	Phila	W	13-9	S-07-08	Phila	W	38-3
D-18-49 c	LA	W	14-0	S-15-85	Phila	L	6-17	S-11-11	StL	W	31-13
0-07-50	Phila	W	56-20	S-28-86	Phila	W	34-20	0-05-14	Phila	W	34-28
N-27-55	Phila	L	21-23	N-06-88	Phila	W	30-24	D-11-17	LA	W	43-35
S-30-56	LA	L	7-27	D-31-89 w	Phila	L	7-21				

Note: franchise in Cleveland prior to 1946, Los Angeles from 1946-94 and St. Louis from 1995-2015
c - NFL Championship in 1949, NFC Championship in 2002

 Miami Dolphins				Overall: 6-8-0 Home: 4-3-0 At Lincoln Financial Field: 1-1				Away: 2-5-0 Playoffs: 0-0 At Hard Rock Stadium: 2-2			
Date	Site	Result	Score	Date	Site	Result	Score	Date	Site	Result	Score
N-08-70	Phila	W	24-17	D-13-87	Phila	L	10-28	D-15-03	Mia	W	34-27
0-12-75	Mia	L	16-24	D-09-90	Mia	L (OT)	20-23	N-18-07	Phila	W	17-7
S-24-78	Phila	W	17-3	N-14-93	Phila	L	14-19	D-11-11	Mia	W	26-10
N-30-81	Mia	L	10-13	0-20-96	Phila	W	35-28	N-15-15	Phila	L	19-20
N-11-84	Mia	L	23-24	0-24-99	Mia	L	13-16				

TEAM-BY-TEAM RESULTS



 Minnesota Vikings				Overall: 14-13-0 Home: 10-6-0 At Lincoln Financial Field: 4-1				Away: 4-7-0 Playoffs: 4-0 At U.S. Bank Stadium: 0-0			
<u>Date</u>	<u>Site</u>	<u>Result</u>	<u>Score</u>	<u>Date</u>	<u>Site</u>	<u>Result</u>	<u>Score</u>	<u>Date</u>	<u>Site</u>	<u>Result</u>	<u>Score</u>
O-28-62	Min	L	21-31	O-18-81	Min	L	23-35	N-11-01	Phila	W	48-17
D-16-63	Phila	L	13-34	S-09-84	Phila	W	19-17	S-20-04	Phila	W	27-16
D-15-68	Phila	L	17-24	D-01-85	Phila	L	23-28	J-16-05 d	Phila	W	27-14
O-10-71	Phila	L	0-13	D-22-85	Min	W	37-35	O-28-07	Min	W	23-16
O-21-73	Min	L	21-28	S-25-88	Min	L	21-23	J-04-09 w	Min	W	26-14
O-24-76	Phila	L	12-31	N-19-89	Phila	W	10-9	D-28-10	Phila	L	14-24
D-03-78	Min	L	27-28	O-15-90	Phila	W	32-24	D-15-13	Min	L	30-48
S-14-80	Min	W	42-7	D-06-92	Phila	W	28-17	O-23-16	Phila	W	21-10
J-03-81 d	Phila	W	31-16	S-28-97	Min	L	19-28	J-21-18	Phila	W	38-7

 New England Patriots				Overall: 8-6-0 Home: 5-2-0 At Lincoln Financial Field: 0-2				Away: 3-4-0 Playoffs: 1-1 At Gillette Stadium: 1-1			
<u>Date</u>	<u>Site</u>	<u>Result</u>	<u>Score</u>	<u>Date</u>	<u>Site</u>	<u>Result</u>	<u>Score</u>	<u>Date</u>	<u>Site</u>	<u>Result</u>	<u>Score</u>
N-04-73	Phila	W	24-23	N-29-87	NE	W (OT)	34-31	N-25-07	NE	L	28-31
N-27-77	NE	L	6-14	N-04-90	Phila	W	48-20	N-27-11	Phila	L	20-38
O-08-78	NE	L	14-24	D-19-99	Phila	W	24-9	D-06-15	NE	W	35-28
S-13-81	Phila	W	13-3	S-14-03	Phila	L	10-31	F-04-18 s	Min	W	41-33
D-09-84	Phila	W	27-17	F-06-05 s	Jax	L	21-24				

 New Orleans Saints				Overall: 17-13-0 Home: 9-4-0 At Lincoln Financial Field: 2-2				Away: 8-9-0 Playoffs: 1-1 At Mercedes-Benz Superdome: 8-5			
<u>Date</u>	<u>Site</u>	<u>Result</u>	<u>Score</u>	<u>Date</u>	<u>Site</u>	<u>Result</u>	<u>Score</u>	<u>Date</u>	<u>Site</u>	<u>Result</u>	<u>Score</u>
N-05-67	NO	L	24-31	N-09-80	NO	W	34-21	O-01-95	NO	W	15-10
N-19-67	Phila	W	48-21	O-11-81	NO	W	31-14	S-24-00	NO	W	21-7
D-08-68	Phila	W	29-17	D-11-83	Phila	L (OT)	17-20	N-23-03	Phila	W	33-20
O-26-69	Phila	W	13-10	O-06-85	NO	L	21-23	O-16-06	NO	L	24-27
N-30-69	NO	L	17-26	S-20-87	Phila	W	27-17	J-13-07 d	NO	L	24-27
O-29-72	NO	L	3-21	D-18-89	NO	L	20-30	D-23-07	NO	W	38-23
O-27-74	NO	L	10-14	O-13-91	Phila	L	6-13	S-20-09	Phila	L	22-48
N-06-77	Phila	W	28-7	S-06-92	Phila	W	15-13	N-05-12	NO	L	13-28
S-17-78	NO	W	24-17	J-03-93 w	NO	W	36-20	J-04-14 w	Phila	L	24-26
S-16-79	NO	W	26-14	D-26-93	Phila	W	37-26	O-11-15	Phila	W	39-17

TEAM-BY-TEAM RESULTS



New York Giants

Overall: 84-86-2 **Home:** 46-38-1
At Lincoln Financial Field: 10-6

Away: 38-48-1 **Playoffs:** 2-2
At MetLife Stadium: 6-2

Date	Site	Result	Score	Date	Site	Result	Score	Date	Site	Result	Score
O-15-33	NY	L	0-56	O-18-64	NY	W	23-17	D-01-96	Phila	W	24-0
D-10-33	Phila	L	14-20	S-26-65	Phila	L	14-16	A-31-97	NY	L	17-31
O-28-34	NY	L	0-17	O-17-65	NY	L	27-35	D-07-97	Phila	L	21-31
D-03-34	Phila	W	6-0	S-25-66	Phila	W	35-17	N-22-98	NY	L	0-20
N-24-35	NY	L	0-10	O-23-66	NY	W	31-3	D-27-98	Phila	L	10-21
D-01-35	Phila	L	14-21	N-26-67	NY	L	7-44	O-03-99	NY	L	15-16
S-13-36	Phila	W	10-7	S-22-68	Phila	L	25-34	O-31-99	Phila	L (OT)	17-23
O-25-36	NY	L	17-21	N-17-68	NY	L	6-7	S-10-00	Phila	L	18-33
O-03-37	Phila	L	7-16	N-02-69	NY	W	23-20	O-29-00	NY	L	7-24
O-17-37	NY	L	0-21	O-11-70	NY	L	23-30	J-07-01	d NY	L	10-20
S-25-38	Phila	W	14-10	N-23-70	Phila	W	23-20	O-22-01	NY	W	10-9
O-16-38	NY	L	7-17	O-24-71	Phila	W	23-7	D-30-01	Phila	W	24-21
S-24-39	Phila	L	3-13	D-19-71	NY	W	41-28	O-28-02	Phila	W	17-3
O-15-39	NY	L	10-27	O-02-72	Phila	L	12-27	D-28-02	NY	L (OT)	7-10
S-28-40	Phila	L	14-20	N-26-72	NY	L	10-62	O-19-03	NY	W	14-10
O-13-40	NY	L	7-17	S-23-73	NY	T	23-23	N-16-03	Phila	W	28-10
S-13-41	Phila	L	0-24	N-25-73	Phila	W	20-16	S-12-04	Phila	W	31-17
O-12-41	NY	L	0-16	O-13-74	Phila	W	35-7	N-28-04	NY	W	27-6
O-11-42	NY	L	17-35	D-08-74	New Haven	W	20-7	N-20-05	NY	L	17-27
N-08-42	Phila	L	0-14	S-21-75	Phila	L	14-23	D-11-05	Phila	L (OT)	23-26
O-09-43	Phila	W	28-14	N-16-75	NY	W	13-10	S-17-06	Phila	L (OT)	23-30
O-24-43	NY	L	14-42	S-19-76	Phila	W	20-7	D-17-06	NY	W	36-22
O-29-44	NY	W	24-17	O-31-76	NY	W	10-0	J-07-07	w Phila	W	23-20
N-12-44	Phila	T	21-21	O-09-77	NY	W	28-10	S-30-07	NY	L	3-16
N-11-45	Phila	W	38-17	D-11-77	Phila	W	17-14	D-09-07	Phila	L	13-16
D-02-45	NY	L	21-28	N-19-78	NY	W	19-17	N-09-08	Phila	L	31-36
N-03-46	Phila	W	24-14	D-17-78	Phila	W	20-3	D-07-08	NY	W	20-14
N-10-46	NY	L	17-45	S-02-79	Phila	W	23-17	J-11-09	d NY	W	23-11
O-05-47	Phila	W	23-0	S-23-79	NY	W	17-13	N-1-09	Phila	W	40-17
N-09-47	NY	W	41-24	S-22-80	Phila	W	35-3	D-13-09	NY	W	45-38
O-10-48	Phila	W	45-0	O-12-80	NY	W	31-16	N-21-10	Phila	W	27-17
N-07-48	NY	W	35-14	S-06-81	NY	W	24-10	D-19-10	NY	W	38-31
D-04-49	NY	W	24-3	N-22-81	Phila	L	10-20	S-25-11	Phila	L	16-29
D-11-49	Phila	W	17-3	D-27-81	w Phila	L	21-27	N-20-11	NY	W	17-10
N-26-50	NY	L	3-7	D-11-82	NY	L	7-23	S-30-12	Phila	W	19-17
D-10-50	Phila	L	7-9	J-22-83	Phila	L	24-26	D-30-12	NY	L	7-42
O-21-51	NY	L	24-26	O-09-83	NY	W	17-13	O-06-13	NY	W	36-21
D-09-51	Phila	L	7-23	N-20-83	Phila	L	0-23	O-27-13	Phila	L	7-15
O-04-52	Phila	L	7-31	S-02-84	NY	L	27-28	O-12-14	Phila	W	27-0
O-26-52	NY	W	14-10	O-21-84	Phila	W	24-10	D-28-14	NY	W	34-26
N-08-53	Phila	W	30-7	S-08-85	NY	L	0-21	O-19-15	Phila	W	27-7
N-29-53	NY	L	28-37	S-29-85	Phila	L (OT)	10-16	J-3-16	NY	W	35-30
N-14-54	NY	L	14-27	O-12-86	NY	L	3-35	N-6-16	NY	L	23-28
D-12-54	Phila	W	29-14	N-09-86	Phila	L	14-17	D-22-16	Phila	W	24-19
S-24-55	Phila	W	27-17	N-15-87	Phila	L	17-20	S-24-17	Phila	W	27-24
N-20-55	NY	L	7-31	D-06-87	NY	L (OT)	20-23	D-17-17	NY	W	34-29
O-28-56	NY	L	3-20	O-10-88	Phila	W	24-13				
D-15-56	Phila	L	7-21	N-20-88	NY	W (OT)	23-17				
O-05-57	Phila	L	20-24	O-08-89	Phila	W	21-19				
N-17-57	NY	L	0-13	D-03-89	NY	W	24-17				
O-05-58	Phila	W	27-24	S-09-90	NY	L	20-27				
N-30-58	NY	L	10-24	N-25-90	Phila	W	31-13				
O-04-59	Phila	W	49-21	N-04-91	Phila	W	30-7				
O-18-59	NY	L	7-24	D-08-91	NY	W	19-14				
N-20-60	NY	W	17-10	N-22-92	NY	W	47-34				
N-27-60	Phila	W	31-23	D-27-92	Phila	W	20-10				
N-12-61	NY	L	21-38	O-17-93	NY	L	10-21				
D-10-61	Phila	L	24-28	N-21-93	Phila	L	3-7				
S-23-62	Phila	L	13-29	S-04-94	NY	L	23-28				
N-18-62	NY	L	14-19	D-18-94	Phila	L	13-16				
S-29-63	Phila	L	14-37	O-15-95	NY	W	17-14				
N-10-63	NY	L	14-42	N-19-95	Phila	W	28-19				
S-13-64	Phila	W	38-7	O-13-96	NY	W	19-10				

TEAM-BY-TEAM RESULTS



New York Jets

Overall: 10-0
At Lincoln Financial Field: 2-0

Away: 5-0
At MetLife Stadium: 1-0

Date	Site	Result	Score	Date	Site	Result	Score	Date	Site	Result	Score
D-09-73	Phila	W	24-23	O-03-93	NY	W	35-30	D-18-11	Phila	W	45-19
D-18-77	Phila	W	27-0	D-14-96	NY	W	21-20	S-27-15	NY	W	24-17
N-12-78	Phila	W	17-9	O-26-03	Phila	W	24-17				
D-20-87	NY	W	38-27	O-14-07	NY	W	16-9				



Oakland Raiders

Overall: 7-6-0
At Lincoln Financial Field: 2-0

Away: 2-4-0
At O.Co Coliseum: 1-3

Date	Site	Result	Score	Date	Site	Result	Score	Date	Site	Result	Score
O-17-71	Oak	L	10-34	N-30-86	LA	W (OT)	33-27	O-28-01	Phila	L	10-20
N-21-76	Phila	L	7-26	O-22-89	Phila	W	10-7	S-25-05	Phila	W	23-20
N-23-80	Phila	W	10-7	N-08-92	Phila	W	31-10	O-18-09	Oak	L	9-13
J-25-81	s NO	L	10-27	S-24-95	Oak	L	17-48	N-03-13	Oak	W	49-20
								D-25-17	Phila	W	19-10



Pittsburgh Steelers

Overall: 48-28-3
At Lincoln Financial Field: 2-0


Away: 22-20-1
At Heinz Field: 0-2

Date	Site	Result	Score	Date	Site	Result	Score	Date	Site	Result	Score
N-19-33	Phila	W	25-6	N-28-48	Phila	W	17-0	O-06-62	Pit	L	7-13
S-26-34	Pit	W	17-0	O-30-49	Pit	W	38-7	D-09-62	Phila	L	17-26
O-07-34	Phila	L	7-9	N-27-49	Phila	W	34-17	S-15-63	Phila	T	21-21
S-13-35	Phila	L	7-17	O-22-50	Pit	W	17-10	D-01-63	Pit	T	20-20
O-09-35	Pit	W	17-6	N-05-50	Phila	L	7-9	O-04-64	Phila	W	21-7
O-14-36	Pit	L	0-17	N-04-51	Pit	W	34-13	O-25-64	Pit	W	34-10
N-05-36	Johnstown,PA	L	0-6	N-25-51	Phila	L	13-17	O-24-65	Phila	L	14-20
S-05-37	Pit	L	14-27	S-28-52	Pit	W	31-25	D-12-65	Pit	W	47-13
O-31-37	Pit	L	7-16	O-12-52	Phila	W	26-21	O-16-66	Pit	W	31-14
S-16-38	Buffalo	W	27-7	O-17-53	Phila	W	23-17	D-04-66	Phila	W	27-23
N-20-38	Charleston,WV	W	14-7	N-01-53	Pit	W	35-7	O-01-67	Phila	W	34-24
N-23-39	Phila	W	17-14	O-09-54	Phila	W	24-22	O-27-68	Pit	L	3-6
N-26-39	Pit	L	12-24	O-23-54	Pit	L	7-17	S-28-69	Phila	W	41-27
N-10-40	Pit	L	3-7	O-15-55	Pit	L	7-13	D-20-70	Phila	W	30-20
N-28-40	Phila	W	7-0	O-30-55	Phila	W	24-0	N-03-74	Pit	L	0-27
S-21-41	Pit	W	10-7	O-14-56	Pit	W	35-21	S-30-79	Phila	W	17-14
N-09-41	Phila	T	7-7	N-11-56	Phila	W	14-7	N-13-88	Pit	W	27-26
S-13-42	Pit	W	24-14	O-27-57	Pit	L	0-6	S-22-91	Phila	W	23-14
O-18-42	Phila	L	0-14	D-01-57	Phila	W	7-6	D-11-94	Pit	L	3-14
N-04-45	Pit	W	45-3	O-12-58	Pit	L	3-24	N-23-97	Phila	W	23-20
N-18-45	Phila	W	30-6	N-09-58	Phila	L	24-31	N-12-00	Pit	W (OT)	26-23
N-17-46	Pit	L	7-10	O-11-59	Phila	W	28-24	N-07-04	Pit	L	3-27
D-01-46	Phila	W	10-7	N-29-59	Pit	L	0-31	S-21-08	Phila	W	15-6
O-19-47	Pit	L	24-35	N-06-60	Phila	W	34-7	O-7-12	Pit	L	14-16
N-30-47	Phila	W	21-0	D-11-60	Pit	L	21-27	S-25-16	Phila	W	34-3
D-21-47	d Pit	W	21-0	O-08-61	Phila	W	21-16				
O-31-48	Pit	W	34-7	D-03-61	Pit	W	35-24				


Note: Steelers known as Pirates prior to 1941

TEAM-BY-TEAM RESULTS




	San Francisco 49ers	Overall: 13-19-1 At Lincoln Financial Field: 3-2	Home: 5-10-1 At Levi's Stadium: 0-1	Away: 8-9-0 At Levi's Stadium: 0-1	Playoffs: 0-1
---	----------------------------	---	--	---	----------------------


Date	Site	Result	Score	Date	Site	Result	Score	Date	Site	Result	Score
O-06-51	Phila	W	21-14	N-30-75	Phila	W	27-17	D-22-01	SF	L	3-13
S-27-53	SF	L	21-31	S-03-83	SF	W	22-17	N-25-02	SF	W	38-17
N-25-56	Phila	T	10-10	S-23-84	Phila	L	9-21	D-21-03	Phila	L (OT)	28-31
O-19-58	Phila	L	24-30	N-03-85	SF	L	13-24	S-18-05	Phila	W	42-3
S-27-59	SF	L	14-24	S-24-89	Phila	L	28-38	S-24-06	SF	W	38-24
S-20-64	Phila	L	24-28	O-27-91	Phila	L	7-23	O-12-08	SF	W	40-26
N-20-66	SF	W	35-34	N-29-92	SF	L	14-20	D-20-09	Phila	W	27-13
O-15-67	Phila	L	27-28	J-03-94	SF	W (OT)	37-34	O-10-10	SF	W	27-24
D-21-69	SF	L	13-14	O-02-94	SF	W	40-8	O-02-11	Phila	L	23-24
O-03-71	Phila	L	3-31	D-29-96 w SF	L	0-14		S-28-14	SF	L	21-26
D-02-73	SF	L	28-38	N-10-97	Phila	L	14-24	O-29-17	Phila	W	33-10

	Seattle Seahawks	Overall: 7-9-0 At Lincoln Financial Field: 0-3	Home: 2-4-0 At CenturyLink Field: 2-3	Away: 5-5-0 At CenturyLink Field: 2-3	Playoffs: 0-0
--	-------------------------	---	--	--	----------------------

Date	Site	Result	Score	Site	Result	Score		Date	Site	Result	Score
D-12-76	Phila	W	27-10	D-03-95	Sea	L	14-26	D-02-07	Phila	L	24-28
N-02-80	Sea	W	27-20	S-06-98	Phila	L	0-38	N-02-08	Sea	W	26-7
N-23-86	Sea	L	20-24	S-23-01	Sea	W	27-3	D-01-11	Sea	L	14-31
S-10-89	Phila	W	31-7	D-08-02	Sea	W	27-20	D-07-14	Phila	L	14-24
D-13-92	Sea	W	(OT) 20-17	D-05-05	Phila	L	0-42	N-20-16	Sea	L	15-26
			Date					D-03-17	Sea	L	10-24

	Tampa Bay Buccaneers	Overall: 10-8-0 At Lincoln Financial Field: 1-2	Home: 6-5-0 At Raymond James Stadium: 3-1	Away: 4-3-0 At Raymond James Stadium: 3-1	Playoffs: 2-2
--	-----------------------------	--	--	--	----------------------


Date	Site	Result	Score	Date	Site	Result	Score	Date	Site	Result	Score
S-18-77	Phila	W	13-3	D-31-00 w Phila	W	21-3		O-11-09	Phila	W	33-14
D-29-79 d TB	L	17-24		J-06-02	TB	W	17-13	D-09-12	TB	W	23-21
O-25-81	Phila	W	20-10	J-12-02 w Phila	W	31-9		O-13-13	TB	W	31-20
S-04-88	TB	W	41-14	O-20-02	Phila	W	20-10	N-22-15	Phila	L	17-45
O-06-91	TB	L	13-14	J-19-03 c Phila	L	10-27					
S-03-95	Phila	L	6-21	S-08-03	Phila	L	0-17				
S-19-99	Phila	L	5-19	O-22-06	TB	L	21-23				

	Tennessee Titans	Overall: 7-4-0 At Lincoln Financial Field: 1-1	Home: 4-2-0 At Nissan Stadium: 0-2	Away: 3-2-0 At Nissan Stadium: 0-2	Playoffs: 0-0
--	-------------------------	---	---	---	----------------------

Date	Site	Result	Score	Date	Site	Result	Score	Date	Site	Result	Score
N-12-72	Hou	W	18-17	D-02-91	Hou	W	13-6	N-19-06	Phila	L	13-31
D-16-79	Hou	W	26-20	O-24-94	Phila	W	21-6	O-24-10	Ten	L	19-37
D-19-82	Phila	W	35-14	D-03-00	Phila	L	13-15	N-23-14	Phila	W	43-24
O-02-88	Phila	W	32-23	S-08-02	Ten	L	24-27				

Note: franchise in Houston prior to 1997 and known as the Oilers prior to 1999

TEAM-BY-TEAM RESULTS



Washington Redskins

Overall: 76-86-6 **Home:** 39-42-3
At Lincoln Financial Field: 8-7

Away: 37-44-3 **Playoffs:** 0-1
At FedExField: 12-9

Date	Site	Result	Score	Date	Site	Result	Score	Date	Site	Result	Score
O-21-34	Bos	L	0-6	D-02-62	Was	W	37-14	N-12-90	Phila	W	28-14
N-18-34	Phila	L	7-14	O-13-63	Was	W	37-24	J-05-91	f Phila	L	6-20
N-03-35	Bos	W	7-6	N-24-63	Phila	L	10-13	S-30-91	Was	L	0-23
S-20-36	Phila	L	3-26	O-11-64	Was	L	20-35	D-22-91	Phila	W	24-22
O-18-36	Bos	L	7-17	N-01-64	Phila	L	10-21	O-18-92	Was	L	12-16
O-10-37	Was	W	14-0	O-31-65	Was	L	21-23	D-20-92	Phila	W	17-13
O-24-37	Phila	L	7-10	N-14-65	Phila	W	21-14	S-19-93	Phila	W	34-31
S-11-38	Phila	L	23-26	O-30-66	Phila	L	13-27	N-28-93	Was	W	17-14
O-23-38	Was	L	14-20	D-18-66	Was	W	37-28	O-09-94	Phila	W	21-17
S-17-39	Phila	L	0-7	S-17-67	Phila	W	35-24	O-30-94	Was	W	31-29
N-05-39	Was	L	6-7	D-03-67	Was	T	35-35	O-08-95	Phila	W (OT)	37-34
O-20-40	Phila	L	17-34	O-06-68	Was	L	14-17	N-26-95	Was	W	14-7
D-01-40	Was	L	6-13	N-10-68	Phila	L	10-16	S-01-96	Was	W	17-14
O-19-41	Phila	L	17-21	N-09-69	Was	T	28-28	N-17-96	Phila	L	21-26
D-07-41	Was	L	14-20	D-07-69	Phila	L	29-34	O-05-97	Phila	W	24-10
O-04-42	Phila	L	10-14	O-04-70	Phila	L	21-33	D-21-97	Was	L	32-35
N-01-42	Was	L	27-30	D-13-70	Was	L	6-24	O-11-98	Phila	W	17-12
N-07-43	Phila	T	14-14	N-07-71	Was	T	7-7	N-15-98	Was	L	3-28
N-28-43	Was	W	27-14	N-28-71	Phila	L	13-20	N-14-99	Phila	W	35-28
O-08-44	Phila	T	31-31	O-08-72	Was	L	0-14	N-28-99	Was	L (OT)	17-20
N-19-44	Was	W	37-7	D-03-72	Phila	L	7-23	O-08-00	Phila	L	14-17
O-21-45	Was	L	14-24	S-30-73	Phila	L	7-28	N-26-00	Was	W	23-20
N-24-45	Phila	W	16-0	D-16-73	Was	L	20-38	N-25-01	Phila	L	3-13
O-27-46	Was	W	28-24	N-10-74	Phila	L	20-27	D-16-01	Was	W	20-6
N-24-46	Phila	L	10-27	N-24-74	Was	L	7-26	S-16-02	Was	W	37-7
S-28-47	Phila	W	45-42	O-05-75	Phila	W	26-10	D-15-02	Phila	W	34-21
N-02-47	Was	W	38-14	D-21-75	Was	W	26-3	O-05-03	Phila	W	27-25
O-17-48	Was	W	45-0	S-27-76	Phila	L (OT)	17-20	D-27-03	Was	W	31-7
N-21-48	Phila	W	42-21	N-28-76	Was	L	0-24	N-21-04	Phila	W	28-6
O-23-49	Phila	W	49-14	O-30-77	Was	L	17-23	D-12-04	Was	W	17-14
N-13-49	Was	W	44-21	N-13-77	Phila	L	14-17	N-06-05	Was	L	10-17
O-29-50	Phila	W	35-3	S-10-78	Was	L	30-35	J-01-06	Phila	L	20-31
N-12-50	Was	W	33-0	O-15-78	Phila	W	17-10	N-12-06	Phila	W	27-3
O-28-51	Phila	L	23-27	O-07-79	Phila	W	28-17	D-10-06	Was	W	21-19
D-02-51	Was	W	35-21	O-21-79	Was	L	7-17	S-17-07	Phila	L	12-20
N-09-52	Phila	W	38-20	O-05-80	Phila	W	24-14	N-11-07	Was	W	33-25
D-14-52	Was	L	21-27	N-16-80	Was	W	24-0	O-5-08	Phila	L	17-23
O-02-53	Phila	T	21-21	S-27-81	Phila	W	36-13	D-21-08	Was	L	3-10
D-06-53	Was	L	0-10	D-06-81	Was	L	13-15	O-26-09	Was	W	27-17
O-17-54	Was	W	49-21	S-12-82	Phila	L (OT)	34-37	N-29-09	Phila	W	27-24
N-28-54	Phila	W	41-33	N-28-82	Was	L	9-13	O-3-10	Phila	L	12-17
O-01-55	Phila	L	30-31	S-11-83	Phila	L	13-23	N-15-10	Was	W	59-28
N-06-55	Was	L	21-34	N-27-83	Was	L	24-28	O-16-11	Was	W	20-13
O-06-56	Phila	W	13-9	S-30-84	Was	L	0-20	J-01-12	Phila	W	34-10
D-09-56	Was	L	17-19	N-18-84	Phila	W	16-10	N-18-12	Was	L	6-31
N-24-57	Phila	W	21-12	S-22-85	Was	W	19-6	D-23-12	Phila	L	20-27
D-08-57	Was	L	7-42	D-08-85	Phila	L	12-17	S-09-13	Was	W	33-27
S-28-58	Phila	L	14-24	S-07-86	Was	L	14-41	N-17-13	Phila	W	24-16
D-14-58	Was	L	0-20	D-21-86	Phila	L	14-21	S-21-14	Phila	W	37-34
N-01-59	Phila	W	30-23	S-13-87	Was	L	24-34	D-20-14	Was	L	24-27
D-06-59	Was	W	34-14	N-08-87	Phila	W	31-27	O-4-15	Was	L	20-23
N-13-60	Phila	W	19-13	S-19-88	Was	L	10-17	D-26-15	Phila	L	24-38
D-18-60	Was	W	38-28	D-04-88	Phila	L	19-20	O-16-16	Was	L	20-27
S-24-61	Phila	W	14-7	S-17-89	Was	W	42-37	D-11-16	Phila	L	22-27
O-29-61	Was	W	27-24	N-12-89	Phila	L	3-10	S-10-17	Was	W	30-17
O-21-62	Phila	L	21-27	O-21-90	Was	L	7-13	O-23-17	Phila	W	34-24

Note: franchise in Boston prior to 1937

1933 EAGLES STATISTICS



Record: 3-5-1 4th in Eastern				
Head Coach: Lud Wray				
O-15	L	0-56	at NY Giants	NA
O-18	L	0-25	Portsmouth Spartans	1,750
O-29	L	9-35	at Green Bay	3,007
N-05	W	6-0	at Cincinnati Reds	NA
N-12	T	3-3	Chicago Bears	17,850
N-19	W	25-6	Pittsburgh	6,000
N-26	W	20-3	Cincinnati Reds	NA
D-03	L	0-10	Green Bay	9,500
D-10	L	14-20	NY Giants	18,000

TEAM STATS	EAGLES	OPP
Total First Downs	76	86
Rushing	na	na
Passing	na	na
Penalty	na	na
3rd Down: Made/Att	na	na
3rd Down Pct.	na	na
4th Down: Made/Att	na	na
4th Down Pct.	na	na
Possession Avg.	na	na
Total Net Yards	1781	2314
Avg. Per Game	197.9	257.1
Total Plays	503	484
Avg. Per Play	3.5	4.8
Net Yards Rushing	1103	1083
Avg. Per Game	122.6	120.3
Total Rushes	354	308
Net Yards Passing	657	1223
Avg. Per Game	73.0	135.9
Sacked/Yards Lost	na	na
Gross Yards	na	na
Att./Completions	149/40	176/63
Completion Pct.	26.8	35.8
Had Intercepted	34	19
Punts/Average	na	na
Net Punting Avg.	na	na
Penalties/Yards	na	na
Fumbles/Ball Lost	na	na
Touchdowns	11	21
Rushing	6	11
Passing	4	8
Returns	1	2

Rushing	No.	Yds	Avg	Lg	TD
Hanson	133	475	3.6	na	3
Roberts	91	261	2.9	na	1
Russell	32	96	3.0	na	0
Woodruff	22	74	3.4	na	1
Lackman	17	59	3.5	na	0
Davis	15	57	3.8	na	1
Kirkman	22	43	2.0	na	0
Thornton	5	14	2.8	na	0
Whire	8	14	1.8	na	0
Prisco	7	6	0.9	na	0
O'Boyle	2	4	2.0	na	0
Eagles	354	1103	3.1	na	6
Opponents	308	1083	3.5	na	11

Receiving	No.	Yds	Avg	Lg	TD
Hanson	10	186	18.6	na	1
Carter	5	109	21.8	na	2
Kirkman	4	84	21.0	na	1
Davis	4	50	12.5	na	0
Woodruff	3	57	19.0	na	0
Kenneally	2	37	18.5	na	0
Thornton	2	14	7.0	na	0
Prisco	2	7	3.5	na	0
Fencl	1	20	20.0	20	0
Lainhart	1	20	20.0	20	0
Whire	1	15	15.0	15	0
Rowan	1	12	12.0	12	0
Felber	1	8	8.0	8	0
Roberts	1	6	6.0	6	0
Steinbach	1	5	5.0	5	0
Eagles	40	657	16.4	na	4
Opponents	63	1223	19.4	na	8

Passing	Att	Cmp	Yds	Cmp%	Yds/Att	TD	TD%	Int	Int%	Lg	Sk/Lost	Rat
Kirkman	73	22	354	30.1	4.85	2	2.7	13	17.8	na	na	17.0
Hanson	28	7	50	25.0	1.79	0	0.0	4	14.3	na	na	0.0
Thornton	13	2	52	15.4	4.00	0	0.0	4	30.8	na	na	4.2
Roberts	10	4	97	40.0	9.70	1	10.0	3	30.0	na	na	69.6
Russell	8	2	32	25.0	4.00	0	0.0	2	25.0	na	na	4.2
Davis	6	2	62	33.3	10.33	1	16.7	3	50.0	na	na	72.9
Whire	5	1	10	20.0	2.00	0	0.0	2	40.0	10	na	0.0
O'Boyle	2	0	0	0.0	0.00	0	0.0	1	50.0	0	na	0.0
Prisco	2	0	0	0.0	0.00	0	0.0	0	0.0	0	na	39.6
Lackman	1	0	0	0.0	0.00	0	0.0	1	100.0	0	na	0.0
Woodruff	1	0	0	0.0	0.00	0	0.0	1	100.0	0	na	0.0
Eagles	149	40	657	26.8	4.41	4	2.7	34	22.8	na	na	14.8
Opponents	176	63	1223	35.8	6.95	8	4.5	19	10.8	na	na	36.4

Score By Periods	Q1	Q2	Q3	Q4	OT	Pts
Eagles	6	14	28	29	0	77
Opponents	38	29	19	72	0	158

Scoring	TD	Ru	Pa	Rt	PAT	FG	2Pt	Pts
Hanson	4	3	1	0			0	24
Carter	2	0	2	0	1/1	0/0	0	13
Woodruff	2	1	0	1			0	12
Davis	1	1	0	0	3/3	0/0	0	9
Kirkman	1	0	1	0	2/2	0/0	0	8
Roberts	1	1	0	0			0	6
Turnbow	0	0	0	0	0/0	1/1	0	3
Team (safety)	0	0	0	0			0	2
Eagles	11	6	4	1	6/11	1/1	0	77
Opponents	21	11	8	2	16/20	5/5	0	158

1934 EAGLES STATISTICS



Record: 4-7, T-3rd in Eastern Head Coach: Lud Wray				
S-16	L	6-19	at Green Bay	5,000
S-26	W	17-0	at Pittsburgh	NA
O-07	L	7-9	Pittsburgh	NA
O-14	L	0-10	Detroit	9,860
O-21	L	0-6	at Boston Redskins	10,344
O-28	L	0-17	at NY Giants	NA
N-06	W	64-0	Cincinnati Reds	NA
N-11	L	7-10	Brooklyn Dodgers	NA
N-18	L	7-14	Boston Redskins	8,500
N-25	W	13-0	at Brooklyn Dodgers	NA
D-02	W	6-0	NY Giants	12,471

TEAM STATS	EAGLES	OPP
Total First Downs	85	72
Rushing	na	na
Passing	na	na
Penalty	na	na
3rd Down: Made/Att	na	na
3rd Down Pct.	na	na
4th Down: Made/Att	na	na
4th Down Pct.	na	na
Possession Avg.	na	na
Total Net Yards	2482	2223
Avg. Per Game	225.6	202.1
Total Plays	623	546
Avg. Per Play	4.0	4.1
Net Yards Rushing	1876	1658
Avg. Per Game	170.5	150.7
Total Rushes	460	411
Net Yards Passing	576	545
Avg. Per Game	52.4	49.5
Sacked/Yards Lost	na	na
Gross Yards	na	na
Att./Completions	163/48	135/41
Completion Pct.	29.4	30.4
Had Intercepted	23	22
Punts/Average	na	na
Net Punting Avg.	na	na
Penalties/Yards	na	na
Fumbles/Ball Lost	na	na
Touchdowns	19	10
Rushing	11	9
Passing	7	1
Returns	1	0

Rushing	No.	Yds	Avg	Lg	TD
Hanson	146	805	5.5	na	7
Ellstrom	72	287	4.0	na	1
Storm	81	281	3.5	na	2
Leonard	55	207	3.8	na	1
Matesic	63	181	2.9	na	0
Weiner	9	37	4.1	na	0
Roberts	10	28	2.8	na	0
Knapper	10	19	1.9	na	0
Kirkman	6	12	2.0	na	0
Lackman	4	9	2.3	na	0
Kavel	2	5	2.5	na	0
Pilconis	1	5	5.0	5	0
Johnson	1	0	0.0	0	0
Eagles	460	1876	4.1	na	11
Opponents	411	1658	4.0	na	9

Receiving	No.	Yds	Avg	Lg	TD
Carter	16	238	14.9	na	4
Kirkman	8	114	14.3	na	1
Storm	5	34	6.8	na	0
Hanson	5	22	4.4	na	0
Lackman	4	83	20.8	na	0
Matesic	3	38	12.7	na	1
Leonard	3	7	2.3	na	0
Ellstrom	1	18	18.0	18	0
Kenneally	1	12	12.0	12	0
Gonya	1	4	4.0	4t	1
Pilconis	1	3	3.0	3	0
Eagles	48	576	12.0	na	7
Opponents	38	547	14.4	na	1

Passing	Att	Cmp	Yds	Cmp%	Yds/Att	TD	TD%	Int	Int%	Lg	Sk/Lost	Rat
Matesic	60	20	278	33.3	4.63	2	3.3	5	8.3	na	na	25.6
Storm	30	8	97	26.7	3.23	0	0.0	6	20.0	na	na	1.0
Kirkman	23	7	38	30.4	1.65	1	4.3	2	8.7	na	na	18.2
Ellstrom	14	3	40	21.4	2.86	1	7.1	5	35.7	na	na	23.8
Hanson	12	4	28	33.3	2.33	0	0.0	2	16.7	na	na	2.8
Leonard	10	2	29	20.0	2.90	0	0.0	0	0.0	na	na	39.6
Knapper	7	0	0	0.0	0.00	0	0.0	3	42.9	0	na	0.0
Weiner	6	3	40	50.0	6.67	2	33.3	0	0.0	na	na	111.1
Barnhart	1	1	4	100.0	4.00	1	100.0	0	0.0	4t	na	122.9
Eagles	163	48	576	29.4	3.53	7	4.3	23	14.1	na	na	16.5
Opponents	135	41	545	30.4	4.04	1	0.7	22	16.3	na	na	7.1

Score By Periods	Q1	Q2	Q3	Q4	OT	Pts
Eagles	26	33	38	30	0	127
Opponents	16	34	9	26	0	85

Scoring	TD	Ru	Pa	Rt	PAT	FG	2Pt	Pts
Hanson	8	7	0	1	2/2	0/0	0	50
Carter	4	0	4	0			0	24
Storm	2	2	0	0			0	12
Kirkman	1	0	1	0	5/6	0/1	0	11
Ellstrom	1	1	0	0	0/1	0/0	0	6
Gonya	1	0	1	0			0	6
Leonard	1	1	0	0			0	6
Matesic	1	0	1	0	0/1	0/0	0	6
Weiner	0	0	0	0	3/4	1/2	0	6
Clark	0	0	0	0	0/1	0/0	0	0
Hajek	0	0	0	0	0/0	0/1	0	0
Eagles	19	11	7	1	10/19	1/4	0	127
Opponents	10	9	1	0	7/10	6/9	0	85

1935 EAGLES STATISTICS



Record: 2-9, 5th in Eastern
Head Coach: Lud Wray

S-13	L	7-17	Pittsburgh	NA
S-20	L	0-35	at Detroit	12,000
O-09	W	17-6	at Pittsburgh	6,271
O-13	L	0-39	Chicago Bears	NA
O-27	L	6-17	at Brooklyn Dodgers	NA
N-03	W	7-6	at Boston Redskins	10,000
N-05	L	0-3	Brooklyn Dodgers	NA
N-10	L	3-12	at Chicago Cardinals	6,000
N-24	L	0-10	at NY Giants	NA
D-01	L	14-21	NY Giants	NA
D-08	L	6-13	Green Bay	4,000

<u>Rushing</u>	<u>No.</u>	<u>Yds</u>	<u>Avg</u>	<u>Lg</u>	<u>TD</u>
S.Hanson	77	209	2.7	na	0
Weinstock	58	176	3.0	na	0
Leonard	74	171	2.3	na	1
Storm	84	164	2.0	na	0
Matesic	50	138	2.8	na	1
Sebastian	17	76	4.5	na	0
Lackman	22	56	2.5	na	0
Rowe	7	21	3.0	na	0
Carter	7	19	2.7	na	0
Thomason	3	14	4.7	na	0
Manske	3	9	3.0	na	0
Banas	5	3	0.6	na	0
Brian	1	2	2.0	2	0
Kenneally	3	-4	-1.3	na	0

<u>Score By Periods</u>	<u>Q1</u>	<u>Q2</u>	<u>Q3</u>	<u>Q4</u>	<u>OT</u>	<u>Pts</u>
Eagles	24	20	9	7	0	60
Opponents	23	58	30	68	0	179

<u>Scoring</u>	<u>TD</u>	<u>Ru</u>	<u>Pa</u>	<u>Rt</u>	<u>PAT</u>	<u>FG</u>	<u>2Pt</u>	<u>Pts</u>
Manske	4	0	4	0			0	24
Carter	2	0	2	0			0	12
Reese	0	0	0	0	4/5	1/2	0	7
Leonard	1	1	0	0			0	6
Matesic	1	1	0	0			0	6
Jorgensen	0	0	0	0	1/1	1/1	0	4
Kirkman	0	0	0	0	1/1	0/0	0	1
Eagles	8	2	6	0	6/8	2/3	0	60
Opponents	24	15	6	3	17/24	6/7	0	179

TEAM STATS

	<u>EAGLES</u>	<u>OPP</u>
Total First Downs	82	117
Rushing	na	na
Passing	na	na
Penalty	na	na
3rd Down: Made/Att	na	na
3rd Down Pct.	na	na
4th Down: Made/Att	na	na
4th Down Pct.	na	na
Possession Avg.	na	na
Total Net Yards	2003	2667
Avg. Per Game	182.1	242.5
Total Plays	580	611
Avg. Per Play	3.5	4.4
Net Yards Rushing	1054	1697
Avg. Per Game	95.8	154.3
Total Rushes	411	443
Net Yards Passing	823	871
Avg. Per Game	74.8	79.2
Sacked/Yards Lost	na	na
Gross Yards	na	na
Att./Completions	169/46	168/59
Completion Pct.	27.2	35.1
Had Intercepted	30	23
Punts/Average	na	na
Net Punting Avg.	na	na
Penalties/Yards	na	na
Fumbles/Ball Lost	na	na
Touchdowns	8	24
Rushing	2	15
Passing	6	6
Returns	0	3

<u>Receiving</u>	<u>No.</u>	<u>Yds</u>	<u>Avg</u>	<u>Lg</u>	<u>TD</u>
Carter	11	260	23.6	na	2
Manske	9	205	22.8	na	4
Weinstock	8	107	13.4	na	0
Lackman	5	49	9.8	na	0
S.Hanson	4	82	20.5	na	0
Storm	3	44	14.7	na	0
Pitts	2	21	10.5	na	0
Sebastian	1	19	19.0	19	0
Robison	1	18	18.0	18	0
Thomason	1	16	16.0	16	0
Campbell	1	2	2.0	2	0
Eagles	46	823	17.9	na	6
Opponents	59	871	14.8	na	6

<u>Passing</u>	<u>Att</u>	<u>Cmp</u>	<u>Yds</u>	<u>Cmp%</u>	<u>Yds/Att</u>	<u>TD</u>	<u>TD%</u>	<u>Int</u>	<u>Int%</u>	<u>Lg</u>	<u>Sk/Lost</u>	<u>Rat</u>
Matesic	64	15	284	23.4	4.44	2	3.1	13	20.3	na	na	16.4
Storm	44	15	372	34.1	8.45	3	6.8	10	22.7	na	na	48.9
Leonard	32	11	119	34.4	3.72	0	0.0	3	9.4	na	na	7.2
Rowe	11	1	6	9.1	0.55	0	0.0	2	18.2	6	na	0.0
Kupcinec	5	1	6	20.0	1.20	0	0.0	0	0.0	6	na	39.6
Weinstock	5	1	12	20.0	2.40	0	0.0	1	20.0	12	na	0.0
Sebastian	4	0	0	0.0	0.00	0	0.0	1	25.0	0	na	0.0
Banas	2	0	0	0.0	0.00	0	0.0	0	0.0	0	na	39.6
S.Hanson	1	1	23	100.0	23.00	0	0.0	0	0.0	23	na	118.8
Kirkman	1	1	1	100.0	1.00	1	100.0	0	0.0	1t	na	118.8
Eagles	169	46	823	27.2	4.87	6	3.6	30	17.8	na	na	19.6
Opponents	168	59	871	35.1	5.18	6	3.6	23	13.7	na	na	25.3

1936 EAGLES STATISTICS



Record: 1-11, 5th in Eastern
Head Coach: Bert Bell

S-13	W	10-7	NY Giants	20,000
S-20	L	3-26	Boston Redskins	20,000
S-27	L	0-17	Chicago Bears	25,000
O-04	L	0-18	at Brooklyn Dodgers	10,000
O-11	L	0-23	Detroit	15,000
O-14	L	0-17	at Pittsburgh	10,042
O-18	L	7-17	at Boston Redskins	4,000
O-25	L	17-21	at NY Giants	15,000
N-05	L	0-6	Pittsburgh (Johnstown, PA)	7,891
N-08	L	0-13	at Chicago Cardinals	1,500
N-22	L	7-28	Chicago Bears	10,000
N-29	L	7-13	Brooklyn Dodgers	5,000

TEAM STATS

	EAGLES	OPP
Total First Downs	99	132
Rushing	na	na
Passing	na	na
Penalty	na	na
3rd Down: Made/Att	na	na
3rd Down Pct.	na	na
4th Down: Made/Att	na	na
4th Down Pct.	na	na
Possession Avg.	na	na
Total Net Yards	2068	2857
Avg. Per Game	172.3	238.1
Total Plays	643	615
Avg. Per Play	3.2	4.6
Net Yards Rushing	1415	1973
Avg. Per Game	117.9	164.4
Total Rushes	473	468
Net Yards Passing	603	853
Avg. Per Game	50.3	71.1
Sacked/Yards Lost	na	na
Gross Yards	na	na
Att./Completions	170/39	147/61
Completion Pct.	22.9	41.5
Had Intercepted	36	15
Punts/Average	na	na
Net Punting Avg.	na	na
Penalties/Yards	na	na
Fumbles/Ball Lost	na	na
Touchdowns	6	26
Rushing	2	12
Passing	3	10
Returns	1	4

<u>Rushing</u>	<u>No.</u>	<u>Yds</u>	<u>Avg</u>	<u>Lg</u>	<u>TD</u>
Hanson	119	359	3.0	na	1
Thomason	109	333	3.1	na	0
Smukler	99	321	3.2	na	0
Kusko	49	209	4.3	na	1
Jackson	46	76	1.7	na	0
Leonard	33	72	2.2	na	0
Bassman	4	19	4.8	na	0
Masters	7	18	2.6	na	0
Frey	7	8	1.1	na	0
Eagles	473	1415	3.0	na	2
Opponents	468	1973	4.2	na	12

<u>Receiving</u>	<u>No.</u>	<u>Yds</u>	<u>Avg</u>	<u>Lg</u>	<u>TD</u>
Manske	17	325	19.1	na	0
Leonard	5	46	9.2	na	1
Pilconis	4	51	12.8	na	1
Carter	4	42	10.5	na	1
Frey	3	65	21.7	na	0
Hanson	3	33	11.0	na	0
Bassman	2	38	19.0	na	0
Mulligan	1	3	3.0	3	0
Eagles	39	603	15.5	na	3
Opponents	61	853	14.0	na	10

<u>Passing</u>	<u>Att</u>	<u>Cmp</u>	<u>Yds</u>	<u>Cmp%</u>	<u>Yds/Att</u>	<u>TD</u>	<u>TD%</u>	<u>Int</u>	<u>Int%</u>	<u>Lg</u>	<u>Sk/Lost</u>	<u>Rat</u>
Smukler	68	21	345	30.9	5.07	3	4.4	6	8.8	na	na	26.9
Jackson	35	7	80	20.0	2.29	0	0.0	11	31.4	na	na	0.0
Kusko	27	6	108	22.2	4.00	0	0.0	8	29.6	na	na	4.2
Hanson	15	0	0	0.0	0.00	0	0.0	4	26.7	0	na	0.0
Thomason	10	1	11	10.0	1.10	0	0.0	3	30.0	11	na	0.0
Leonard	6	2	45	33.3	7.50	0	0.0	2	33.3	na	na	21.5
Masters	6	1	11	16.7	1.83	0	0.0	1	16.7	11	na	0.0
Bassman	3	1	3	33.3	1.00	0	0.0	1	33.3	3	na	2.8
Manske	0	0	0	---	---	0	---	0	---	0	na	---
Eagles	170	39	603	22.9	3.55	3	1.8	36	21.2	na	na	8.2
Opponents	147	61	853	41.5	5.80	10	6.8	15	10.2	na	na	43.9

<u>Score By Periods</u>	<u>Q1</u>	<u>Q2</u>	<u>Q3</u>	<u>Q4</u>	<u>OT</u>	<u>Pts</u>
Eagles	17	10	7	17	0	51
Opponents	23	74	57	52	0	206

<u>Scoring</u>	<u>TD</u>	<u>Ru</u>	<u>Pa</u>	<u>Rt</u>	<u>PAT</u>	<u>FG</u>	<u>2Pt</u>	<u>Pts</u>
Reese	0	0	0	0	3/3	2/2	0	9
Thomason	1	0	0	1	1/1	0/0	0	7
Carter	1	0	1	0			0	6
Hanson	1	1	0	0			0	6
Kusko	1	1	0	0			0	6
Leonard	1	0	1	0			0	6
Pilconis	1	0	1	0			0	6
Smukler	0	0	0	0	2/2	1/1	0	5
Eagles	6	2	3	1	6/6	3/3	0	51
Opponents	26	12	10	4	20/26	10/13	0	206

1937 EAGLES STATISTICS



Record: 2-8-1, 5th in Eastern
Head Coach: Bert Bell

S-05	L	14-27	at Pittsburgh	8,588
S-10	L	7-13	Brooklyn Dodgers	5,221
S-21	L	3-21	Cleveland Rams	3,107
S-28	T	6-6	Chicago Cardinals	3,912
O-03	L	7-16	NY Giants	4,878
O-10	W	14-0	at Washington	7,320
O-17	L	0-21	at NY Giants	20,089
O-24	L	7-10	Washington	6,580
O-31	L	7-16	at Pittsburgh Pirates	2,772
N-07	W	14-10	at Brooklyn Dodgers	8,373
N-14	L	7-37	at Green Bay	13,340

<u>Rushing</u>	<u>No.</u>	<u>Yds</u>	<u>Avg</u>	<u>Lg</u>	<u>TD</u>
Mortell	100	312	3.1	na	0
Smukler	92	247	2.7	na	1
Keen	34	154	4.5	na	0
Hanson	18	59	3.3	na	1
Masters	9	32	3.6	na	0
Kusko	17	27	1.6	na	0
Pilconis	2	21	10.5	na	0
Baze	3	14	4.7	na	0
Frey	5	11	2.2	na	0
Arnold	5	7	1.4	na	0
Eagles	285	884	3.1	na	2
Opponents	502	1812	3.6	na	6

<u>Score By Periods</u>	<u>Q1</u>	<u>Q2</u>	<u>Q3</u>	<u>Q4</u>	<u>OT</u>	<u>Pts</u>
Eagles	21	31	0	34	0	86
Opponents	35	43	28	71	0	177

<u>Scoring</u>	<u>TD</u>	<u>Ru</u>	<u>Pa</u>	<u>Rt</u>	<u>PAT</u>	<u>FG</u>	<u>2Pt</u>	<u>Pts</u>
Hewitt	5	0	5	0			0	30
Carter	3	0	3	0			0	18
Smukler	1	1	0	0	8/9	1/1	0	17
Hanson	1	1	0	0			0	6
Harper	1	0	0	1			0	6
Pilconis	1	0	0	1			0	6
Reese	0	0	0	0	3/3	0/0	0	3
Eagles	12	2	8	2	11/12	1/1	0	86
Opponents	24	6	15	3	18/24	5/7	0	177

TEAM STATS

	<u>EAGLES</u>	<u>OPP</u>
Total First Downs	67	130
Rushing	na	na
Passing	na	na
Penalty	na	na
3rd Down: Made/Att	na	na
3rd Down Pct.	na	na
4th Down: Made/Att	na	na
4th Down Pct.	na	na
Possession Avg.	na	na
Total Net Yards	1766	3150
Avg. Per Game	160.5	286.4
Total Plays	492	698
Avg. Per Play	3.6	4.5
Net Yards Rushing	884	1812
Avg. Per Game	80.4	164.7
Total Rushes	285	502
Net Yards Passing	849	1315
Avg. Per Game	77.2	119.5
Sacked/Yards Lost	na	na
Gross Yards	na	na
Att./Completions	207/63	196/79
Completion Pct.	30.4	40.3
Had Intercepted	24	19
Punts/Average	na	na
Net Punting Avg.	na	na
Penalties/Yards	na	na
Fumbles/Ball Lost	na	na
Touchdowns	12	24
Rushing	2	6
Passing	8	15
Returns	2	3

<u>Receiving</u>	<u>No.</u>	<u>Yds</u>	<u>Avg</u>	<u>Lg</u>	<u>TD</u>
Hewitt	16	197	12.3	na	5
Carter	15	282	18.8	na	3
Arnold	8	142	17.8	na	0
Pilconis	6	59	9.8	na	0
Keen	5	45	9.0	na	0
Masters	4	60	15.0	na	0
Frey	4	19	4.8	na	0
Kusko	2	47	23.5	na	0
Baze	1	2	2.0	2	0
Mortell	1	0	0.0	0	0
Smukler	1	-4	-4.0	-4	0
Eagles	63	849	13.5	na	8
Opponents	79	1315	16.6	na	15

<u>Passing</u>	<u>Att</u>	<u>Cmp</u>	<u>Yds</u>	<u>Cmp%</u>	<u>Yds/Att</u>	<u>TD</u>	<u>TD%</u>	<u>Int</u>	<u>Int%</u>	<u>Lg</u>	<u>Sk/Lost</u>	<u>Rat</u>
Smukler	118	42	432	35.6	3.66	5	4.2	14	11.9	na	na	21.5
Mortell	71	18	320	25.4	4.51	2	2.8	8	11.3	na	na	15.7
Kusko	7	2	11	28.6	1.57	0	0.0	2	28.6	na	na	0.0
Keen	5	1	86	20.0	17.20	1	20.0	0	0.0	na	na	118.8
Baze	3	0	0	0.0	0.00	0	0.0	0	0.0	na	na	39.6
Hanson	2	0	0	0.0	0.00	0	0.0	0	0.0	na	na	39.6
Frey	1	0	0	0.0	0.00	0	0.0	0	0.0	na	na	39.6
Eagles	207	63	849	30.4	4.10	8	3.9	24	11.6	na	na	17.8
Opponents	196	79	1315	40.3	6.71	15	7.7	19	9.7	na	na	49.6

1938 EAGLES STATISTICS



Record: 5-6, 4th in Eastern
Head Coach: Bert Bell

S-11	L	23-26	Washington	20,000
S-16	W	27-7	at Pittsburgh (Buffalo, NY)	19,749
S-25	W	14-10	NY Giants	20,000
O-02	L	6-28	Chicago Bears	22,245
O-16	L	7-17	at NY Giants	33,187
O-23	L	14-20	at Washington	3,000
O-26	W	7-0	at Chicago Cardinals (Erie, PA)	15,000
N-06	L	7-10	Brooklyn Dodgers	12,000
N-13	L	14-32	at Brooklyn Dodgers	13,052
N-20	W	14-7	Pittsburgh Pirates (Charleston, WV)	6,500
D-04	W	21-7	at Detroit	19,000

<u>Rushing</u>	<u>No.</u>	<u>Yds</u>	<u>Avg</u>	<u>Lg</u>	<u>TD</u>
Smukler	96	313	3.3	na	1
Mortell	110	296	2.7	na	0
Riffle	65	227	3.5	na	1
Bukant	48	119	2.5	na	0
Arnold	19	22	1.2	na	0
Dow	4	20	5.0	na	0
Keen	3	10	3.3	na	0
Cole	1	4	4.0	4	0
Eagles	346	1011	2.9	na	2
Opponents	463	1855	4.0	na	12

<u>Receiving</u>	<u>No.</u>	<u>Yds</u>	<u>Avg</u>	<u>Lg</u>	<u>TD</u>
Carter	27	386	14.3	na	7
Hewitt	18	237	13.2	na	4
Arnold	6	74	12.3	na	2
Ramsey	5	122	24.4	na	1
Dow	5	88	17.6	na	1
Cole	2	9	4.5	na	0
Pylman	1	1	1.0	1	0
Eagles	64	917	14.3	na	15
Opponents	97	1396	14.4	na	7

<u>Score By Periods</u>	<u>Q1</u>	<u>Q2</u>	<u>Q3</u>	<u>Q4</u>	<u>OT</u>	<u>Pts</u>
Eagles	31	40	56	27	0	154
Opponents	28	65	39	32	0	164

<u>Scoring</u>	<u>TD</u>	<u>Ru</u>	<u>Pa</u>	<u>Rt</u>	<u>PAT</u>	<u>FG</u>	<u>2Pt</u>	<u>Pts</u>
Carter	8	0	7	1			0	48
Arnold	4	0	2	2	3/3	0/1	0	27
Hewitt	4	0	4	0			0	24
Smukler	2	1	0	1		6/6	0/2	0 18
Reese	0	0	0	0	10/13	1/6	0	13
Dow	1	0	1	0			0	6
Pylman	1	0	0	1			0	6
Ramsey	1	0	1	0			0	6
Riffle	1	1	0	0			0	6
Burnette LG	0	0	0	0	0/0	0/1	0	0
Eagles	22	2	15	5	19/22	1/9	0	154
Opponents	22	12	7	3	17/21	4/4	0	164

* Opponents registered one safety

<u>TEAM STATS</u>	<u>EAGLES</u>	<u>OPP</u>
Total First Downs	86	146
Rushing	47	89
Passing	30	46
Penalty	9	11
3rd Down: Made/Att	na	na
3rd Down Pct.	na	na
4th Down: Made/Att	na	na
4th Down Pct.	na	na
Possession Avg.	na	na
Total Net Yards	1927	3270
Avg. Per Game	175.2	297.3
Total Plays	537	660
Avg. Per Play	3.6	5.0
Net Yards Rushing	1011	1855
Avg. Per Game	91.9	168.6
Total Rushes	346	463
Net Yards Passing	917	1396
Avg. Per Game	83.4	126.9
Sacked/Yards Lost	na	na
Gross Yards	na	na
Att./Completions	191/64	197/97
Completion Pct.	33.5	49.2
Had Intercepted	19	16
Punts/Average	na	na
Net Punting Avg.	na	na
Penalties/Yards	na	na
Fumbles/Ball Lost	na	na
Touchdowns	22	22
Rushing	2	12
Passing	15	7
Returns	5	3

<u>Passing</u>	<u>Att</u>	<u>Cmp</u>	<u>Yds</u>	<u>Cmp%</u>	<u>Yds/Att</u>	<u>TD</u>	<u>TD%</u>	<u>Int</u>	<u>Int%</u>	<u>Lg</u>	<u>Sk/Lost</u>	<u>Rat</u>
Smukler	102	42	524	41.2	5.14	8	7.8	8	7.8	na	na	51.3
Mortell	57	12	201	21.1	3.53	6	10.5	7	12.3	na	na	37.3
Riffle	31	9	178	29.0	5.74	1	3.2	4	12.9	na	na	22.2
Bukant	1	1	14	100.0	14.00	0	0.0	0	0.0	na	na	118.8
Eagles	191	64	917	33.5	4.80	15	7.9	19	9.9	na	na	36.6
Opponents	197	97	1396	49.2	7.09	7	3.6	16	8.1	na	na	50.6

1939 EAGLES STATISTICS



Record: 1-9-1, T-4th in Eastern
Head Coach: Bert Bell

S-17	L	0-7	Washington	33,258
S-24	L	3-13	NY Giants	30,600
O-01	T	0-0	Brooklyn Dodgers	1,880
O-15	L	10-27	at NY Giants	34,471
O-22	L	14-23	at Brooklyn Dodgers	13,057
N-05	L	6-7	at Washington	20,444
N-12	L	16-23	Green Bay	23,000
N-19	L	14-27	at Chicago Bears	21,398
N-23	W	17-14	Pittsburgh	20,000
N-26	L	12-24	at Pittsburgh	8,788
D-03	L	13-35	at Cleveland Rams (Col. Springs, CO)	9,189

<u>Rushing</u>	<u>No.</u>	<u>Yds</u>	<u>Avg</u>	<u>Lg</u>	<u>TD</u>	<u>Score By Periods</u>					<u>Q1</u>	<u>Q2</u>	<u>Q3</u>	<u>Q4</u>	<u>OT</u>	<u>Pts</u>
Smukler	45	218	4.8	na	0	Eagles	9	34	16	46	0	105				
Murray	49	137	2.8	na	1	Opponents	37	54	48	61	0	200				
Bukant	59	136	2.3	na	3											
Mortell	37	88	2.4	na	0	<u>Scoring</u>	<u>TD</u>	<u>Ru</u>	<u>Pa</u>	<u>Rt</u>	<u>PAT</u>	<u>FG</u>	<u>2Pt</u>	<u>Pts</u>		
Riffle	18	61	3.4	na	0	Murray	2	1	1	0	8/12	2/4	0	26		
Ellis	1	6	6.0	6	0	Bukant	3	3	0	0			0	18		
Carter	1	4	4.0	4	0	Arnold	2	0	1	1			0	12		
Arnold	8	1	0.1	na	0	Carter	2	0	2	0			0	12		
Hewitt	1	1	1.0	1	0	Reese	0	0	0	0	1/1	2/4	0	7		
Newton	1	0	0.0	0	0	Hewitt	1	0	1	0			0	6		
Dow	1	-7	-7.0	-7	0	Newton	1	0	1	0			0	6		
O'Brien	108	-14	-0.1	na	1	O'Brien	1	1	0	0			0	6		
Eagles	329	631	1.9	na	5	Ramsey	1	0	1	0			0	6		
Opponents	455	1661	3.7	na	11	Schmitt	1	0	0	1			0	6		
						Eagles	14	5	7	2	9/13	4/8	0	105		
						Opponents	25	11	11	3	23/25	9/18	0	200		

<u>TEAM STATS</u>	<u>EAGLES</u>	<u>OPP</u>
Total First Downs	97	107
Rushing	43	63
Passing	44	38
Penalty	10	6
3rd Down: Made/Att	na	na
3rd Down Pct.	na	na
4th Down: Made/Att	na	na
4th Down Pct.	na	na
Possession Avg.	na	na
Total Net Yards	2165	2954
Avg. Per Game	196.8	268.5
Total Plays	596	665
Avg. Per Play	3.6	4.4
Net Yards Rushing	631	1661
Avg. Per Game	57.4	151.0
Total Rushes	329	455
Net Yards Passing	1516	1290
Avg. Per Game	137.8	117.3
Sacked/Yards Lost	na	na
Gross Yards	na	na
Att./Completions	267/119	210/98
Completion Pct.	44.6	46.7
Had Intercepted	22	17
Punts/Average	88/39.9	73/39.6
Net Punting Avg.	88/34.6	73/34.5
Penalties/Yards	na	na
Fumbles/Ball Lost	28/15	24/13
Touchdowns	14	25
Rushing	5	11
Passing	7	11
Returns	1	3

<u>Receiving</u>	<u>No.</u>	<u>Yds</u>	<u>Avg</u>	<u>Lg</u>	<u>TD</u>	Opponents					25	11	11	3	23/25	9/18	0	200
Ramsey	31	359	11.6	na	1													
Carter	24	292	12.2	na	2	<u>Punting</u>	<u>No</u>	<u>Yds</u>	<u>Avg</u>	<u>Net</u>	<u>TB</u>	<u>Lg</u>	<u>B</u>					
Hewitt	15	243	16.2	na	1	Murray	33	1220	37.0	37.0	0	54	0					
Arnold	13	207	15.9	na	1	Mortell	23	907	39.4	39.4	0	62	1					
Murray	13	144	11.1	na	1	Riffle	17	683	40.2	40.2	0	49	0					
Newton	9	123	13.7	na	1	Smukler	10	483	48.3	48.3	0	62	0					
Riffle	6	57	9.5	na	0	O'Brien	3	120	40.0	40.0	0	64	0					
Dow	5	58	11.6	na	0	Arnold	1	42	42.0	42.0	0	42	0					
Kolberg	3	33	11.0	na	0	Bukant	1	54	54.0	54.0	0	54	0					
Eagles	119	1516	12.7	na	7	Eagles	88	3509	39.9	34.6	0	64	1					
Opponents	98	1290	13.2	na	11	Opponents	73	2890	39.6	34.5	0	80	2					
<u>Passing</u>	<u>Att</u>	<u>Cmp</u>	<u>Yds</u>	<u>Cmp%</u>	<u>Yds/Att</u>	<u>TD</u>	<u>TD%</u>	<u>Int</u>	<u>Int%</u>	<u>Lg</u>	<u>Sk/Lost</u>	<u>Rat</u>						
O'Brien	201	99	1324	49.3	6.59	6	3.0	17	8.5	na	na	45.3						
Mortell	41	12	134	29.3	3.27	1	2.4	0	0.0	na	na	48.8						
Smukler	20	7	56	35.0	2.80	0	0.0	4	20.0	na	na	4.2						
Riffle	4	1	2	25.0	0.50	0	0.0	1	25.0	na	na	0.0						
Bukant	1	0	0	0.0	0.00	0	0.0	0	0.0	na	na	39.6						
Hewitt	0	0	0	---	---	0	---	0	---	na	na	---						
Eagles	267	119	1516	44.6	5.68	7	2.6	22	8.2	na	na	37.3						
Opponents	210	98	1290	46.7	6.14	11	5.2	17	8.1	na	na	50.3						

<u>Punting</u>	<u>No</u>	<u>Yds</u>	<u>Avg</u>	<u>Net</u>	<u>TB</u>	<u>Lg</u>	<u>B</u>
Murray	33	1220	37.0	37.0	0	54	0
Mortell	23	907	39.4	39.4	0	62	1
Riffle	17	683	40.2	40.2	0	49	0
Smukler	10	483	48.3	48.3	0	62	0
O'Brien	3	120	40.0	40.0	0	64	0
Arnold	1	42	42.0	42.0	0	42	0
Bukant	1	54	54.0	54.0	0	54	0
Eagles	88	3509	39.9	34.6	0	64	1
Opponents	73	2890	39.6	34.5	0	80	2

1940 EAGLES STATISTICS



Record: 1-10, 5th in Eastern				
Head Coach: Bert Bell				
S-15	L	20-27	at Green Bay	11,657
S-22	L	13-21	at Cleveland Rams	15,941
S-28	L	14-20	NY Giants	26,431
O-04	L	17-30	at Brooklyn Dodgers	24,008
O-13	L	7-17	at NY Giants	30,317
O-20	L	17-34	Washington	25,062
O-26	L	7-21	Brooklyn Dodgers	6,500
N-10	L	3-7	at Pittsburgh	9,556
N-17	L	0-21	Detroit	6,327
N-28	W	7-0	Pittsburgh	4,200
D-01	L	6-13	at Washington	25,838

TEAM STATS	EAGLES	OPP
Total First Downs	122	115
Rushing	40	77
Passing	72	35
Penalty	10	3
3rd Down: Made/Att	na	na
3rd Down Pct.	na	na
4th Down: Made/Att	na	na
4th Down Pct.	na	na
Possession Avg.	na	na
Total Net Yards	2153	2790
Avg. Per Game	195.7	253.6
Total Plays	679	611
Avg. Per Play	3.2	4.6
Net Yards Rushing	298	1778
Avg. Per Game	27.1	161.6
Total Rushes	317	460
Net Yards Passing	1855	1012
Avg. Per Game	168.6	92.0
Sacked/Yards Lost	na	na
Gross Yards	na	na
Att./Completions	362/152	151/80
Completion Pct.	42.0	53.0
Had Intercepted	20	12
Punts/Average	87/36.5	74/37.6
Net Punting Avg.	87/29.1	76/32.3
Penalties/Yards	na	na
Fumbles/Ball Lost	na	na
Touchdowns	15	28
Rushing	8	18
Passing	6	9
Returns	1	1

Rushing	No.	Yds	Avg	Lg	TD
Riffle	81	238	2.9	na	4
Hackney	32	101	3.2	na	1
Emmons	29	77	2.7	na	1
Cole	26	75	2.9	na	0
Bukant	18	50	2.8	na	1
Arnold	3	9	3.0	na	0
Murray	8	7	0.9	na	0
Schmitt	1	6	6.0	6	0
McDonald	2	-2	-1.0	na	0
Carter	1	-3	-3.0	-3	0
Looney	2	-4	-2.0	na	0
Watkins	14	-76	-5.4	na	0
O'Brien	100	-180	-1.8	na	1
Eagles	317	298	0.9	na	8
Opponents	460	1778	3.9	na	18

Receiving	No.	Yds	Avg	Lg	TD
Looney	58	707	12.2	na	4
Ramsey	17	143	8.4	na	0
McDonald	14	289	20.6	na	0
Carter	12	201	16.8	na	0
Murray	12	125	10.4	na	0
Wendlick	8	67	8.4	na	0
Riffle	8	58	7.3	na	1
Arnold	7	145	20.7	na	0
Kolberg	6	43	7.2	na	0
Emmons	3	19	6.3	na	1
Cole	2	11	5.5	na	0
Hackney	2	4	2.0	na	0
Newton	1	22	22.0	22	0
Bukant	1	13	13.0	13	0
Schmitt	1	8	8.0	8	0
Eagles	152	1855	12.2	na	6
Opponents	80	1012	12.7	na	9

INTs	No.	Yds	Avg	Lg	TD
O'Brien	4	92	23.0	51	0
Murray	2	10	5.0	6	0
Kolberg	1	15	15.0	15	0
Newton	1	12	12.0	12	0
Bukant	1	10	10.0	10	0
Ramsey	1	5	5.0	5	0
Arnold	1	4	4.0	4	0
Cherundolo	1	0	0.0	0	0
Eagles	12	148	12.3	51	0
Opponents	20	142	7.1	45	0

Score By Periods	Q1	Q2	Q3	Q4	OT	Pts
Eagles	16	27	14	54	0	111
Opponents	65	46	64	36	0	211

Scoring	TD	Ru	Pa	Rt	PAT	FG	2Pt	Pts
Looney	5	0	4	1			0	30
Riffle	5	4	1	0			0	30
Emmons	2	1	1	0			0	12
Somers	0	0	0	0	1/1	2/9	0	7
Bukant	1	1	0	0			0	6
Cole	0	0	0	0	3/4	1/1	0	6
Hackney	1	1	0	0			0	6
Murray	0	0	0	0	6/8	0/1	0	6
O'Brien	1	1	0	0			0	6
Watkins	0	0	0	0	2/2	0/0	0	2
Eagles	15	8	6	1	12/15	3/11	0	111
Opponents	28	18	9	1	23/28	6/11	1	211

Punting	No	Yds	Avg	Net	TB	Lg	B
Murray	30	1098	36.6	36.6	0	50	0
Bukant	15	568	37.9	37.9	0	52	0
Riffle	14	479	34.2	34.2	0	48	0
Cole	10	336	33.6	33.6	0	66	0
Kolberg	10	401	40.1	40.1	0	50	0
O'Brien	6	246	41.0	41.0	0	56	0
Watkins	2	45	22.5	22.5	0	35	0
Eagles	87	3173	36.5	29.1	0	66	0
Opponents	74	2781	37.6	32.3	0	85	2

Passing	Att	Cmp	Yds	Cmp%	Yds/Att	TD	TD%	Int	Int%	Lg	Sk/Lost	Rat
O'Brien	277	124	1290	44.8	4.66	5	1.8	17	6.1	na	na	39.2
Watkins	85	28	565	32.9	6.65	1	1.2	3	3.5	na	na	46.4
Eagles	362	152	1855	42.0	5.12	6	1.7	20	5.5	na	na	40.9
Opponents	151	80	1012	53.0	6.70	9	6.0	12	7.9	na	na	60.9

1941 EAGLES STATISTICS



Record: 2-8-1, 4th in Eastern Head Coach: Greasy Neale

S-13	L	0-24	NY Giants	25,478
S-21	W	10-7	at Pittsburgh	12,893
S-27	L	13-24	Brooklyn Dodgers	16,341
O-12	L	0-16	at NY Giants	30,842
O-19	L	17-21	Washington	19,071
O-26	W	21-14	Chicago Cardinals	12,683
N-02	L	6-15	at Brooklyn Dodgers	15,899
N-09	T	7-7	Pittsburgh	15,601
N-16	L	17-21	at Detroit	16,306
N-30	L	14-49	Chicago Bears	32,608
D-07	L	14-20	at Washington	27,102

TEAM STATS

	EAGLES	OPP
Total First Downs	128	126
Rushing	60	72
Passing	59	47
Penalty	9	7
3rd Down: Made/Att	na	na
3rd Down Pct.	na	na
4th Down: Made/Att	na	na
4th Down Pct.	na	na
Possession Avg.	na	na
Total Net Yards	2313	2887
Avg. Per Game	210.3	262.5
Total Plays	609	673
Avg. Per Play	3.8	4.3
Net Yards Rushing	849	1485
Avg. Per Game	77.2	135.0
Total Rushes	360	435
Net Yards Passing	1363	1369
Avg. Per Game	123.9	124.5
Sacked/Yards Lost	na	na
Gross Yards	na	na
Att./Completions	249/115	238/100
Completion Pct.	46.2	42.0
Had Intercepted	27	21
Punts/Average	69/41.0	66/37.0
Net Punting Avg.	69/33.1	68/33.6
Penalties/Yards	54/407	52/495
Fumbles/Ball Lost	24/15	21/10
Touchdowns	16	29
Rushing	6	12
Passing	10	14
Returns	0	3

Score By Periods

	Q1	Q2	Q3	Q4	OT	Pts
Eagles	35	40	31	13	0	119
Opponents	29	48	42	99	0	218

	Att	Cmp	Yds	Cmp%	Yds/Att	TD	TD%	Int	Int%	Lg	Sk/Lost	Ret
Thompson	162	86	959	53.1	5.92	8	4.9	14	8.6	50	na	51.4
Barnum	55	19	260	34.5	4.73	0	0.0	10	18.2	33	na	11.0
DeSantis	7	3	78	42.9	11.14	1	14.3	1	14.3	40t	na	84.2
Watkins	10	6	62	60.0	6.20	1	10.0	0	0.0	15	na	111.3
McAfee	4	1	4	25.0	1.00	0	0.0	0	0.0	4	na	39.6
Castiglia	7	0	0	0.0	0.00	0	0.0	1	14.3	0	na	0.0
Basca	4	0	0	0.0	0.00	0	0.0	1	25.0	--	na	0.0
Eagles	249	115	1363	46.2	5.47	10	4.0	27	10.8	50	na	37.2
Opponents	238	100	1369	42.0	5.75	14	5.9	21	8.8	71t	na	43.9

Rushing	No.	Yds	Avg	Lg	TD
Castiglia	60	183	3.1	47t	4
DeSantis	45	125	2.8	26	0
Fox	21	97	4.6	13	0
Banta	27	92	3.4	31	1
Bartholomew	21	69	3.3	10	0
Landsberg	23	69	3.0	33	0
Barnum	35	64	1.8	20	0
Gloden	22	55	2.5	10	0
Basca	15	44	2.9	18	1
Tomasetti	10	37	3.7	11	0
Watkins	15	11	0.7	8	0
McAfee	9	6	0.7	3	0
Ghecas	2	0	0.0	3	0
Conti	1	-1	-1.0	-1	0
Thompson	54	-2	-0.0	14	0
Eagles	360	849	2.4	47t	6
Opponents	435	1485	3.4	46	12

Receiving	No.	Yds	Avg	Lg	TD
Humbert	29	332	11.4	33	3
Krieger	19	240	12.6	33	2
Piro	10	141	14.1	26	1
Fox	6	71	11.8	21	0
Tomasetti	5	54	10.8	40t	1
Shonk	5	52	10.4	14	0
Landsberg	5	51	10.2	19	0
Cabrelli	4	90	22.5	50	1
DeSantis	4	53	13.3	19	0
Watkins	4	36	9.0	16	0
Thompson	4	30	7.5	13	1
Castiglia	4	24	6.0	11	0
McAfee	3	30	10.0	13	1
Bartholomew	3	15	5.0	7	0
Basca	2	45	22.5	25	0
Banta	2	42	21.0	37	0
Ferrante	2	22	11.0	12	0
Gloden	2	13	6.5	11	0
Barnum	1	11	11.0	11	0
Hershey	1	11	11.0	11	0
Eagles	115	1363	11.9	50	10
Opponents	100	1369	13.7	71t	14

Punting	No	Yds	Avg	Net	TB	Lg	B
Barnum	41	1788	43.6	42.6	2	68	0
Basca	10	348	34.8	29.6	0	45	0
Banta	9	412	45.8	45.8	0	67	0
DeSantis	7	206	29.4	29.4	0	45	0
McAfee	1	32	32.0	32.0	0	32	0
Thompson	1	43	43.0	43.0	0	43	0
Eagles	69	2829	41.0	33.1	2	68	0
Opponents	66	2445	37.0	33.6	1	70	2

Scoring	TD	Ru	Pa	Rt	PAT	FG	2Pt	Pts
Castiglia	4	4	0	0			0	24
Basca	1	1	0	0	9/9	1/2	0	18
Humbert	3	0	3	0			0	18
Krieger	2	0	2	0			0	12
Barnum	0	0	0	0	2/2	2/6	0	8
McAfee	1	0	1	0	2/2	0/0	0	8
Banta	1	1	0	0			0	6
Cabrelli	1	0	1	0			0	6
Piro	1	0	1	0			0	6
Thompson	1	0	1	0			0	6
Tomasetti	1	0	1	0			0	6
DeSantis	0	0	0	0	1/1	0/0	0	1
Eagles	16	6	10	0	14/14	3/8	0	119
Opponents	29	12	14	3	27/29	5/13	0	218

* Opponents registered one safety

INTs	No.	Yds	Avg	Lg	TD
Basca	3	27	9.0	na	0
Thompson	3	24	8.0	na	0
Landsberg	2	45	22.5	na	0
Graham	2	39	19.5	na	0
DeSantis	2	37	18.5	na	0
Barnum	2	20	10.0	na	0
Feibish	1	9	9.0	9	0
Cemore	1	6	6.0	6	0
Bartholomew	1	5	5.0	5	0
Shonk	1	1	1.0	1	0
Castiglia	1	0	0.0	0	0
Humbert	1	0	0.0	0	0
Piro	1	0	0.0	0	0
Eagles	21	213	10.1	na	0
Opponents	27	522	19.3	na	2

Kickoff Returns	No.	Yds	Avg	Lg	TD
Castiglia	7	199	28.4	72	0
DeSantis	6	144	24.0	30	0
Barnum	3	58	19.3	24	0
Bartholomew	2	56	28.0	45	0
Landsberg	2	49	24.5	38	0
McAfee	2	64	32.0	39	0
Basca	1	22	22.0	22	0
Fox	1	16	16.0	16	0
Ghecas	1	17	17.0	17	0
Hinkle	1	5	5.0	5	0
Humbert	1	15	15.0	15	0
Piro	1	33	33.0	33	0
Shonk	1	16	16.0	16	0
Thompson	1	23	23.0	23	0
Watkins	1	17	17.0	17	0
Eagles	31	734	23.7	72	0
Opponents	26	502	19.3	53	0

Punt Returns	Ret	FC	Yds	Avg	Lg	TD
DeSantis	9	0	80	8.9	18	0
Thompson	5	0	27	5.4	15	0
McAfee	3	0	21	7.0	13	0
Watkins	3	0	17	5.7	8	0
Landsberg	2	0	15	7.5	9	0
Tomasetti	2	0	30	15.0	15	0
Ghecas	1	0	11	11.0	11	0
Basca	1	0	8	8.0	8	0
Bartholomew	1	0	1	1.0	1	0
Eagles	27	0	210	7.8	18	0
Opponents	37	0	503	13.6	25	0

1942 EAGLES STATISTICS



Record: 2-9, 5th in Eastern Head Coach: Greasy Neale					
S-13	W	24-14	at Pittsburgh	13,349	
S-20	L	14-24	at Cleveland Rams (Akron, OH)	6,434	
S-27	L	14-35	Brooklyn Dodgers (Buffalo, NY)	5,286	
O-04	L	10-14	Washington	15,500	
O-11	L	17-35	at NY Giants	28,264	
O-18	L	0-14	Pittsburgh	12,500	
O-25	L	14-45	at Chicago Bears	15,372	
N-01	L	27-30	at Washington	32,658	
N-08	L	0-14	NY Giants	13,600	
N-15	W	14-7	at Brooklyn Dodgers	3,858	
N-29	L	0-7	Green Bay	13,700	

TEAM STATS	EAGLES	OPP
Total First Downs	124	131
Rushing	66	78
Passing	50	40
Penalty	8	13
3rd Down: Made/Att	na	na
3rd Down Pct.	na	na
4th Down: Made/Att	na	na
4th Down Pct.	na	na
Possession Avg.	na	na
Total Net Yards	2535	3010
Avg. Per Game	230.5	273.6
Total Plays	619	642
Avg. Per Play	4.1	4.7
Net Yards Rushing	1089	1717
Avg. Per Game	99.0	156.1
Total Rushes	406	464
Net Yards Passing	1416	1241
Avg. Per Game	128.7	112.8
Sacked/Yards Lost	na	na
Gross Yards	na	na
Att./Completions	213/96	178/79
Completion Pct.	45.1	44.4
Had Intercepted	17	18
Punts/Average	71/40.1	65/40.4
Net Punting Avg.	73/33.8	65/31.2
Penalties/Yards	47/392	51/452
Fumbles/Ball Lost	26/11	20/10
Touchdowns	18	33
Rushing	6	15
Passing	8	12
Returns	3	5

Score By Periods	Q1	Q2	Q3	Q4	OT	Pts
Eagles	20	41	24	49	0	134
Opponents	73	38	76	52	0	239

Passing	Att	Cmp	Yds	Cmp%	Yds/Att	TD	TD%	Int	Int%	Lg	Sk/Lost	Rat
Thompson	203	95	1410	46.8	6.95	8	3.9	16	7.9	65t	na	50.3
Barnum	9	1	6	11.1	0.67	0	0.0	1	11.1	6	na	0.0
Jefferson	1	0	0	0.0	0.00	0	0.0	0	0.0	0	na	39.6
Eagles	213	96	1416	45.1	6.65	8	3.8	17	8.0	65t	na	46.6
Opponents	178	79	1241	44.4	6.97	12	6.7	18	10.1	53t	na	51.0

Rushing	No.	Yds	Avg	Lg	TD
Davis	43	207	4.8	44	2
Pritchard	35	193	5.5	36	0
Ted Williams	50	183	3.7	33t	2
Steele	24	124	5.2	55	0
Tomasetti	45	102	2.3	14	0
Erdlitz	21	69	3.3	17	1
Barnum	30	64	2.1	7	0
Jefferson	11	57	5.2	13	0
Johnson	27	54	2.0	13	0
Stackpool	15	47	3.1	9	0
Hall	8	14	1.8	11	0
Meyer	2	13	6.5	10	0
Masters	1	3	3.0	3	0
Supulski	1	1	1.0	1	0
Binotto	1	-10	-10.0	-10	0
Thompson	92	-32	-0.3	22	1
Eagles	406	1089	2.7	55	6
Opponents	464	1717	3.7	63	15

Receiving	No.	Yds	Avg	Lg	TD
Meyer	16	324	20.3	60	1
Cabrelli	15	229	15.3	29	1
Johnson	9	123	13.7	65t	2
Ted Williams	9	58	6.4	15	0
Supulski	8	149	18.6	41t	1
Steele	7	114	16.3	36	1
Davis	6	93	15.5	48	1
Erdlitz	5	78	15.6	42	0
Priestley	4	47	11.8	15	0
Combs	4	44	11.0	19t	1
Tomasetti	4	22	5.5	8	0
Barnum	3	54	18.0	32	0
Stackpool	2	59	29.5	39	0
Hall	2	18	9.0	14	0
Pritchard	2	4	2.0	4	0
Eagles	96	1416	14.8	65t	8
Opponents	79	1241	15.7	53t	12

INTs	No.	Yds	Avg	Lg	TD
Thompson	4	28	7.0	22	0
Pritchard	3	23	7.7	10	0
Steele	2	49	24.5	29	0
Davis	2	35	17.5	35	0
Tomasetti	1	23	23.0	23	0
Barnum	1	11	11.0	11	0
Hayden	1	5	5.0	5	0
Supulski	1	5	5.0	5	0
Erdlitz	1	0	0.0	0	0
Gerber	1	0	0.0	0	0
Graves	1	0	0.0	0	0
Eagles	18	179	9.9	35	0
Opponents	17	224	13.2	34	0

Scoring	TD	Ru	Pa	Rt	PAT	FG	2Pt	Pts
Davis	3	2	1	0				0 18
Barnum	0	0	0	0	7/8	3/7		0 16
Erdlitz	1	1	0	0	8/8	0/0		0 14
Steele	2	0	1	1	1/1	0/0		0 13
Johnson	2	0	2	0				0 12
Ted Williams	2	2	0	0				0 12
Cabrelli	1	0	1	0				0 6
Combs	1	0	1	0				0 6
Meyer	1	0	1	0				0 6
Pate	1	0	0	1				0 6
Pritchard	1	0	0	1				0 6
Sears	1	0	0	1				0 6
Supulski	1	0	1	0				0 6
Thompson	1	1	0	0				0 6
Graves	0	0	0	0	1/1	0/0		0 1
Kasky	0	0	0	0	0/0	0/1		0 0
Eagles	18	6	8	4	17/18	3/8	0	134
Opponents	33	15	12	6	32/33	3/14	0	239

Punting	No	Yds	Avg	Net	TB	Lg	B
Barnum	50	2106	42.1	37.5	0	65	1
Pritchard	17	595	35.0	35.0	0	45	0
Steele	2	61	30.5	30.5	0	51	1
Hall	1	36	36.0	36.0	0	36	0
Jefferson	1	50	50.0	50.0	0	50	0
Eagles	71	2848	40.1	33.8	0	65	2
Opponents	65	2627	40.4	31.2	0	63	0

Kickoff Returns	No.	Yds	Avg	Lg	TD
Davis	9	140	15.6	28	0
Steele	6	140	23.3	36	0
Thompson	5	76	15.2	22	0
Pritchard	3	134	44.7	97t	1
Tomasetti	4	90	22.5	31	0
Jefferson	3	74	24.7	22	0
Ted Williams	3	58	19.3	22	0
Johnson	2	40	20.0	20	0
Barnum	1	16	16.0	16	0
Erdlitz	1	25	25.0	25	0
Hall	1	22	22.0	22	0
Hrabetin	1	7	7.0	7	0
Meyer	1	14	14.0	14	0
Smith	1	13	13.0	13	0
Stackpool	1	13	13.0	13	0
Eagles	42	900	21.4	97t	1
Opponents	26	632	24.3	95t	1

Punt Returns	Ret	FC	Yds	Avg	Lg	TD
Pritchard	11	na	107	9.7	19	0
Davis	10	na	84	8.4	16	0
Steele	9	na	264	20.4	80t	1
Thompson	8	na	60	7.5	12	0
Tomasetti	3	na	37	12.3	20	0
Barnum	1	na	44	44.0	44	0
Eagles	42	na	596	14.2	80t	1
Opponents	31	na	445	14.4	51	0

1943 EAGLES STATISTICS



Record: 5-4-1, 3rd in Eastern
Head Coach: Greasy Neale & Walt

0-02	W	17-0	Brooklyn Dodgers	11,131
0-09	W	28-14	NY Giants	15,340
0-17	L	21-48	at Chicago Bears	21,744
0-24	L	14-42	at NY Giants	42,681
0-31	W	34-13	Chi. Cardinals (Pitt.)	16,351
N-07	T	14-14	Washington	28,893
N-14	L	7-13	at Brooklyn Dodgers	7,614
N-21	W	35-34	Detroit (Pitt.)	23,338
N-28	W	27-14	at Washington	35,826
D-05	L	28-38	Green Bay	34,294

TEAM STATS

Total First Downs

Rushing	96
Passing	32
Penalty	10

3rd Down: Made/Att

3rd Down Pct. na

4th Down: Made/Att

4th Down Pct. na

Possession Avg.

Total Net Yards

Avg. Per Game

Total Plays

Avg. Per Play

Net Yards Rushing

Avg. Per Game

Total Rushes

Net Yards Passing

Avg. Per Game

Sacked/Yards Lost

Gross Yards

Att./Completions

Completion Pct.

Had Intercepted

Punts/Average

Net Punting Avg.

Penalties/Yards

Fumbles/Ball Lost

Touchdowns

Rushing

Passing

Returns

Score By Periods

	Q1	Q2	Q3	Q4	OT	Pts
Steagles	73	28	14	110	0	225
Opponents	49	85	48	48	0	230

Passing

	Att	Cmp	Yds	Cmp%	Yds/Att	TD	TD%	Int	Int%	Lg	Sk/Lost	Rat
Zimmerman	124	43	846	34.7	6.82	9	7.3	17	13.7	60t	0/0	44.0
Sherman	37	16	208	43.2	5.62	2	5.4	1	2.7	49	0/0	68.3
Butler	13	6	84	46.2	6.46	0	0.0	1	7.7	26	0/0	35.4
Steele	1	0	0	0.0	0.00	0	0.0	1	100.0	0	0/0	0.0
Steagles	175	65	1138	37.1	6.50	11	6.3	20	11.4	60t	0/0	41.5
Opponents	221	102	1393	46.2	6.30	15	6.8	22	10.0	72t	0/0	49.8

Rushing

	No.	Yds	Avg	Lg	TD
Hinkle	116	571	4.9	56	3
Steele	85	409	4.8	47t	4
Butler	87	362	4.2	69	3
Thurbon	71	291	4.1	25	5
Gauer	12	69	5.8	25	0
Kish	22	50	2.3	11	0
Laux	9	23	2.6	12	0
Bova	1	11	11.0	11	0
Masters	2	6	3.0	7	0
Sader	3	5	1.7	16	0
Steward	1	-6	-6.0	-6	0
Sherman	17	-20	-1.2	5	1
Zimmerman	33	-41	-1.2	12	1
Steagles	459	1730	3.8	69	17
Opponents	312	793	2.5	59	10

Receiving

	No.	Yds	Avg	Lg	TD
Bova	17	419	24.6	51t	5
Cabrelli	12	199	16.6	49	1
Steele	9	168	18.7	60t	2
Kish	8	67	8.4	17	1
Thurbon	6	100	16.7	43	1
Butler	3	63	21.0	37	0
Miller	3	60	20.0	32	1
Hewitt	2	22	11.0	11	0
Laux	2	19	9.5	15	0
Gauer	2	18	9.0	14	0
Hinkle	1	3	3.0	3	0
Steagles	65	1138	17.5	60t	11
Opponents	102	1393	13.7	72t	15

INTs

	No.	Yds	Avg	Lg	TD
Kish	5	114	22.8	86t	1
Zimmerman	5	19	3.8	10	0
Hinkle	4	98	24.5	91	0
Cabrelli	1	24	24.0	24t	1
Laux	1	24	24.0	24	0
Graves	1	15	15.0	15	0
Wukits	1	7	7.0	7	0
Thurbon	1	3	3.0	3	0
Conti	1	0	0.0	0	0
Gauer	1	0	0.0	0	0
Miller	1	0	0.0	0	0
Steagles	22	304	13.8	91	2
Opponents	20	268	13.4	45	1

1943 STEAGLES

With the shortage of manpower due to World War II, the Eagles and Steelers merged for the 1943 football season to become the Steagles. The Steagles, who finished their only season 5-4-1, split their home games between Philadelphia's Shibe Park and Pittsburgh's Forbes Field.

Scoring

	TD	Ru	Pa	Rt	PAT	FG	2Pt	Pts
Steele	6	4	2	0			0	36
Thurbon	6	5	1	0			0	36
Zimmerman	1	1	0	0	26/28	1/7	0	35
Bova	5	0	5	0			0	30
Hinkle	4	3	0	1			0	24
Butler	3	3	0	0			0	18
Cabrelli	2	0	1	1			0	12
Kish	2	0	1	1			0	12
Miller	1	0	1	0			0	6
Sherman	1	1	0	0			0	6
Wukits	1	0	0	1			0	6
Laux	0	0	0	0	2/2	0/0	0	2
Paschka	0	0	0	0	2/2	0/0	0	2
Steagles	32	17	11	4	30/32	1/7	0	225
Opponents	33	10	15	8	29/33	1/11	0	230

Punting

	No	Yds	Avg	Net	TB	Lg	B
Zimmerman	44	1521	34.6	31.7	0	53	2
Butler	11	407	37.0	37.0	0	45	0
Hinkle	4	78	19.5	19.5	0	45	1
Steward	2	84	42.0	42.0	0	47	0
Kish	1	42	42.0	42.0	0	42	0
Steagles	62	2132	34.4	28.8	0	53	3
Opponents	60	2398	40.0	34.4	0	74	2

Kickoff Returns

	No.	Yds	Avg	Lg	TD
Hinkle	11	217	19.7	30	0
Steele	11	236	21.5	28	0
Butler	6	92	15.3	22	0
Thurbon	6	150	25.0	35	0
Zimmerman	3	55	18.3	20	0
Masters	2	37	18.5	19	0
Sears	1	15	15.0	15	0
Steagles	40	802	20.1	35	0
Opponents	34	828	24.4	98t	2

Punt Returns

	Ret	FC	Yds	Avg	Lg	TD
Butler	13	na	108	8.3	15	0
Steele	12	na	152	12.7	30	0
Hinkle	4	na	45	11.3	14	0
Thurbon	2	na	19	9.5	14	0
Laux	1	na	11	11.0	11	0
Steagles	32	na	335	10.5	30	0
Opponents	28	na	347	12.4	34	0

1944 EAGLES STATISTICS



Record: 7-1-2 2nd in Eastern
Head Coach: Greasy Neale

S-26	W	28-7	at Boston Yanks	25,061
O-08	T	31-31	Washington	32,549
O-22	W	38-0	Boston Yanks	24,638
O-29	W	24-17	at NY Giants	42,639
N-05	W	21-7	at Brooklyn Dodgers	15,289
N-12	T	21-21	NY Giants	33,248
N-19	W	37-7	at Washington	35,540
N-26	L	7-28	Chicago Bears	34,035
D-03	W	34-0	Brooklyn Tigers	13,467
D-10	W	26-13	Cleveland Rams	24,123

TEAM STATS

Total First Downs	110
Rushing	73
Passing	27
Penalty	10
3rd Down: Made/Att	na
3rd Down Pct.	na
4th Down: Made/Att	na
4th Down Pct.	na
Possession Avg.	na
Total Net Yards	2621
Avg. Per Game	262.1
Total Plays	560
Avg. Per Play	4.7
Net Yards Rushing	1661
Avg. Per Game	166.1
Total Rushes	424
Net Yards Passing	941
Avg. Per Game	94.1
Sacked/Yards Lost	na
Gross Yards	na
Att./Completions	136/55
Completion Pct.	40.4
Had Intercepted	12
Punts/Average	55/39.8
Net Punting Avg.	56/33.6
Penalties/Yards	66/523
Fumbles/Ball Lost	36/20
Touchdowns	37
Rushing	21
Passing	9
Returns	6

Score By Periods

	Q1	Q2	Q3	Q4	OT	Pts
Eagles	69	88	48	62	0	267
Opponents	41	29	19	42	0	131

Passing

	Att	Cmp	Yds	Cmp%	Yds/Att	TD	TD%	Int	Int%	Lg	Sk/Lost	Rat
Zimmerman	105	39	785	37.1	7.48	8	7.6	10	9.5	75t	na	50.0
Sherman	31	16	156	51.6	5.03	1	3.2	2	6.5	23t	na	49.9
Eagles	136	55	941	40.4	6.92	9	6.6	12	8.8	75t	na	49.9
Opponents	231	105	1379	45.5	5.97	12	5.2	33	14.3	70t	na	42.6

Rushing

	No.	Yds	Avg	Lg	TD
Van Buren	80	444	5.6	70t	5
Hinkle	92	421	4.6	26	2
Bleeker	60	315	5.3	37	4
Steele	59	247	4.2	56t	5
Banta	38	198	5.2	60t	2
Kish	22	96	4.4	20	0
Macioszczyk	16	55	3.4	12	0
Jarvi	5	16	3.2	4	0
Laux	2	-1	-0.5	0	0
Cabrelli	1	-2	-2.0	-2	0
Miller	1	-2	-2.0	-2	0
Sherman	22	-42	-1.9	9	1
Zimmerman	26	-84	-3.2	5	2
Eagles	424	1661	3.9	70t	21
Opponents	321	558	1.7	68t	6

Receiving

	No.	Yds	Avg	Lg	TD
Cabrelli	14	169	12.1	30t	1
Bleeker	8	299	37.4	75t	4
Miller	8	135	16.9	49	0
Kish	5	73	14.6	45t	1
McDonald	4	26	6.5	9	1
Ferrante	3	66	22.0	45t	1
Macioszczyk	3	28	9.3	21	0
Gauer	2	35	17.5	18	0
Hinkle	2	34	17.0	22	0
Durko	2	31	15.5	23t	1
Steele	1	22	22.0	22	0
Jarvi	1	9	9.0	9	0
Banta	1	8	8.0	8	0
Laux	1	6	6.0	6	0
Eagles	55	941	17.1	75t	9
Opponents	105	1379	13.1	70t	12

INTs

	No.	Yds	Avg	Lg	TD
Steele	6	113	18.8	62	0
Van Buren	5	47	9.4	13	0
Kish	4	52	13.0	15	0
Zimmerman	4	36	9.0	14	0
Hinkle	2	62	31.0	50t	1
Sherman	2	34	17.0	29	0
Lindskog	1	65	65.0	65t	1
Miller	1	35	35.0	35t	1
Banta	1	34	34.0	34	0
Maronic	1	32	32.0	32	0
Manzini	1	16	16.0	16	0
McDonald	1	14	14.0	14	0
Friedman	1	2	2.0	2	0
Gauer	1	2	2.0	2	0
Bleeker	1	0	0.0	0	0
Jarvi	1	0	0.0	0	0
Eagles	33	544	16.5	65t	3
Opponents	12	160	13.3	34	0

Scoring

	TD	Ru	Pa	Rt	PAT	FG	2Pt	Pts
Zimmerman	3	2	0	1	32/34	4/8	0	62
Bleeker	8	4	4	0			0	48
Van Buren	7	5	0	2			0	42
Steele	5	5	0	0			0	30
Banta	3	2	0	1			0	18
Hinkle	3	2	0	1			0	18
Kish	1	0	1	0	1/1	0/0	0	7
Cabrelli	1	0	1	0			0	6
Durko	1	0	1	0			0	6
Ferrante	1	0	1	0			0	6
Lindskog	1	0	0	1			0	6
McDonald	1	0	1	0			0	6
Miller	1	0	0	1			0	6
Sherman	1	1	0	0			0	6
Eagles	37	21	9	7	33/35	4/8	0	267
Opponents	19	6	12	1	14/18	1/5	0	131

Punting

	No	Yds	Avg	Net	TB	Lg	B
Zimmerman	39	1531	39.3	37.6	1	61	1
Banta	9	398	44.2	44.2	0	56	0
Kish	4	182	45.5	45.5	0	65	0
Laux	1	18	18.0	18.0	0	18	0
Sherman	1	27	27.0	27.0	0	27	0
Van Buren	1	35	35.0	35.0	0	35	0
Eagles	55	2191	39.8	33.6	4	65	1
Opponents	71	2826	39.8	30.7	4	76	2

Kickoff Returns

	No.	Yds	Avg	Lg	TD
Van Buren	8	266	33.3	97t	1
Hinkle	6	134	22.3	30	0
Steele	5	128	25.6	51	0
Banta	3	54	18.0	25	0
Kish	2	36	18.0	27	0
Macioszczyk	1	4	4.0	4	0
Miller	1	8	8.0	8	0
Eagles	26	630	24.2	97t	1
Opponents	46	828	18.0	41	0

Punt Returns

	Ret	FC	Yds	Avg	Lg	TD
Van Buren	15	na	230	15.3	55t	1
Steele	11	na	181	16.5	25	0
Banta	7	na	81	11.6	19	0
Hinkle	4	na	32	8.0	14	0
Jarvi	2	na	22	11.0	15	0
Bleeker	1	na	3	3.0	3	0
Macioszczyk	1	na	14	14.0	14	0
Eagles	41	na	563	13.7	55t	1
Opponents	26	na	264	10.2	27	0

1945 EAGLES STATISTICS



Record: 7-3, 2nd in Eastern				
Head Coach: Greasy Neale				
O-07	W	21-6	Chicago Cardinals	25,581
O-14	L	24-28	at Detroit	22,580
O-21	L	14-24	at Washington	35,550
O-28	W	28-14	Cleveland Rams	38,149
N-04	W	45-3	at Pittsburgh	23,018
N-11	W	38-17	NY Giants	30,047
N-18	W	30-6	Pittsburgh	23,838
N-24	W	16-0	Washington	37,306
D-02	L	21-28	at NY Giants	45,372
D-09	W	35-7	Boston Yanks	27,905

TEAM STATS	EAGLES	OPP
Total First Downs	131	104
Rushing	74	52
Passing	47	39
Penalty	10	13
3rd Down: Made/Att	na	na
3rd Down Pct.	na	na
4th Down: Made/Att	na	na
4th Down Pct.	na	na
Possession Avg.	na	na
Total Net Yards	3009	2073
Avg. Per Game	300.9	207.3
Total Plays	579	533
Avg. Per Play	5.2	3.9
Net Yards Rushing	1640	817
Avg. Per Game	164.0	81.7
Total Rushes	392	328
Net Yards Passing	1321	1243
Avg. Per Game	132.1	124.3
Sacked/Yards Lost	na	na
Gross Yards	na	na
Att./Completions	187/98	205/90
Completion Pct.	52.4	43.9
Had Intercepted	14	19
Punts/Average	47/37.8	63/37.5
Net Punting Avg.	48/30.4	67/30.0
Penalties/Yards	61/529	56/422
Fumbles/Ball Lost	26/9	22/7
Touchdowns	38	18
Rushing	25	7
Passing	11	10
Returns	1	1

Score By Periods	Q1	Q2	Q3	Q4	OT	Pts
Eagles	41	75	57	99	0	272
Opponents	22	28	35	48	0	133

Passing	Att	Cmp	Yds	Cmp%	Yds/Att	TD	TD%	Int	Int%	Lg	Sk/Lost	Rat
Zimmerman	127	67	991	52.8	7.80	9	7.1	8	6.3	74t	na	75.9
Sherman	29	15	172	51.7	5.93	2	6.9	3	10.3	26t	na	53.3
Thompson	28	15	146	53.6	5.21	0	0.0	2	7.1	27	na	38.7
Steele	2	1	12	50.0	6.00	0	0.0	1	50.0	12	na	29.2
Van Buren	1	0	0	0.0	0.00	0	0.0	0	0.0	0	na	39.6
Eagles	187	98	1321	52.4	7.06	11	5.9	14	7.5	74t	na	63.6
Opponents	205	90	1243	43.9	6.06	10	4.9	19	9.3	70	na	41.6

Rushing	No.	Yds	Avg	Lg	TD
Van Buren	143	832	5.8	69t	15
Steele	20	212	10.6	46	1
Bleeker	50	167	3.3	20	2
Karnofsky	41	134	3.3	19t	2
Kish	9	82	9.1	22	0
Butler	21	61	2.9	18	1
Banta	15	49	3.3	22t	1
Steinke	7	46	6.6	18	1
Hinkle	11	40	3.6	14	0
Castiglia	13	29	2.2	6	0
Erdlitz	6	24	4.0	16	0
Rogalla	2	2	1.0	6	0
Sherman	16	-7	-0.4	8	1
Warren	1	-7	-7.0	-7	0
Zimmerman	29	-11	-0.4	9	1
Thompson	8	-13	-1.6	7	0
Eagles	392	1640	4.2	69t	25
Opponents	328	817	2.5	49	7

Receiving	No.	Yds	Avg	Lg	TD
Ferrante	21	464	22.1	74t	7
Cabrelli	15	140	9.3	19	0
Meyer	11	135	12.3	27	1
Van Buren	10	123	12.3	44t	2
Kish	8	78	9.8	18	0
McDonald	8	75	9.4	21t	1
Humbert	6	53	8.8	12	0
Karnofsky	5	113	22.6	38	0
Steele	3	42	14.0	31	0
Bleeker	3	32	10.7	15	0
Rogalla	2	22	11.0	17	0
Butler	2	14	7.0	9	0
Steinke	2	12	6.0	9	0
Banta	1	10	10.0	10	0
Hinkle	1	8	8.0	8	0
Eagles	98	1321	13.5	74t	11
Opponents	90	1243	13.8	70	10

Kickoff Returns	No.	Yds	Avg	Lg	TD
Van Buren	13	373	28.7	98t	1
Karnofsky	6	164	27.3	57	0
Steele	3	72	24.0	27	0
Banta	2	37	18.5	19	0
Cabrelli	2	25	12.5	17	0
Butler	1	21	21.0	21	0
Hinkle	1	17	17.0	17	0
Kilroy	1	7	7.0	7	0
Steinke	1	18	18.0	18	0
Eagles	30	734	24.5	98t	1
Opponents	39	823	21.1	47	0

Scoring	TD	Ru	Pa	Rt	PAT	FG	2Pt	Pts
Van Buren	18	15	2	1	2/2	0/0	0	110
Zimmerman	1	1	0	0	29/34	4/8	0	47
Ferrante	7	0	7	0			0	42
Bleeker	2	2	0	0			0	12
Karnofsky	2	2	0	0			0	12
Steele	2	1	0	1			0	12
Banta	1	1	0	0			0	6
Butler	1	1	0	0			0	6
McDonald	1	0	1	0			0	6
Meyer	1	0	1	0			0	6
Sherman	1	1	0	0			0	6
Steinke	1	1	0	0			0	6
Rogalla	0	0	0	0			0	1
Sanders	0	0	0	0	0/1	0/0	0	0
Eagles	38	25	11	2	31/37	4/8	0	272
Opponents	18	7	10	1	16/18	3/5	0	133

INTs	No.	Yds	Avg	Lg	TD
Zimmerman	7	90	12.9	23	0
Thompson	2	33	16.5	25	0
Butler	1	32	32.0	32	0
Karnofsky	1	27	27.0	27	0
Lindskog	1	22	22.0	22	0
Hinkle	1	17	17.0	17	0
Ferrante	1	15	15.0	15	0
Steele	1	15	15.0	15	0
Erdlitz	1	3	3.0	3	0
Van Buren	1	2	2.0	2	0
Cabrelli	1	1	1.0	1	0
Kish	1	0	0.0	0	0
Eagles	19	257	13.5	32	0
Opponents	14	127	9.1	31	0

Punting	No	Yds	Avg	Net	TB	Lg	B
Zimmerman	47	1778	37.8	30.4	3	64	1
Eagles	47	1778	37.8	30.4	3	64	1
Opponents	63	2360	37.5	30.0	1	68	4

Punt Returns	Ret	FC	Yds	Avg	Lg	TD
Van Buren	14	na	154	11.0	24	0
Karnofsky	7	na	103	14.7	32	0
Banta	4	na	74	18.5	20	0
Bleeker	4	na	37	9.3	18	0
Hinkle	3	na	28	9.3	14	0
Steele	2	na	22	11.0	12	0
Steinke	2	na	27	13.5	15	0
Zimmerman	1	na	7	7.0	7	0
Eagles	37	na	452	12.2	32	0
Opponents	28	na	290	10.4	27	1

1946 EAGLES STATISTICS



Record: 6-5, 2nd in Eastern Head Coach: Greasy Neale

S-29	W	25-14	at LA Rams	30,500
O-06	W	49-25	Boston Yanks	33,986
O-13	L	7-19	Green Bay	36,127
O-20	L	14-21	at Chicago Bears	41,221
O-27	W	28-24	at Washington	33,691
N-03	W	24-14	NY Giants	40,059
N-10	L	17-45	at NY Giants	60,874
N-17	L	7-10	at Pittsburgh	38,882
N-24	L	10-27	Washington	36,633
D-01	W	10-7	Pittsburgh	29,943
D-08	W	40-14	at Boston Yanks	29,555

TEAM STATS

	EAGLES	OPP
Total First Downs	154	145
Rushing	73	71
Passing	69	56
Penalty	12	18
3rd Down: Made/Att	na	na
3rd Down Pct.	na	na
4th Down: Made/Att	na	na
4th Down Pct.	na	na
Possession Avg.	na	na
Total Net Yards	2917	2490
Avg. Per Game	265.2	226.4
Total Plays	640	638
Avg. Per Play	4.6	3.9
Net Yards Rushing	1263	1123
Avg. Per Game	114.8	102.1
Total Rushes	423	418
Net Yards Passing	1641	1360
Avg. Per Game	149.2	123.6
Sacked/Yards Lost	na	na
Gross Yards	na	na
Att./Completions	217/116	220/95
Completion Pct.	53.5	43.2
Had Intercepted	20	26
Punts/Average	57/38.2	64/40.3
Net Punting Avg.	57/32.0	65/31.5
Penalties/Yards	86/769	91/817
Fumbles/Ball Lost	54/27	36/18
Touchdowns	29	30
Rushing	12	16
Passing	14	11
Returns	3	3

Score By Periods

	Q1	Q2	Q3	Q4	OT	Pts
Eagles	54	58	61	58	0	231
Opponents	57	59	48	56	0	220

Passing	Att	Cmp	Yds	Cmp%	Yds/Att	TD	TD%	Int	Int%	Lg	Sk/Lost	Rat
Thompson	103	57	745	55.3	7.23	6	5.8	9	8.7	45t	na	61.3
Zimmerman	79	41	597	51.9	7.56	4	5.1	8	10.1	59t	na	54.1
Sherman	33	17	264	51.5	8.00	4	12.1	3	9.1	53	na	80.1
Pritchard	1	0	0	0.0	0.00	0	0.0	0	0.0	0	na	39.6
Van Buren	1	1	35	100.0	35.00	0	0.0	0	0.0	35	na	118.8
Eagles	217	116	1641	53.5	7.56	14	6.5	20	9.2	59t	na	61.2
Opponents	220	95	1360	43.2	6.18	11	5.0	26	11.8	62t	na	40.9

Rushing	No.	Yds	Avg	Lg	TD
Van Buren	116	529	4.6	58	5
Pritchard	42	218	5.2	68t	3
Steinke	38	154	4.1	40	1
Craft	27	108	4.0	24	0
Steele	31	108	3.5	43	1
Castiglia	39	87	2.2	14	1
Zimmerman	23	43	1.9	12	1
Muha	12	41	3.4	16	0
Hinkle	18	33	1.8	8	0
Kmetovic	5	30	6.0	27	0
Kish	6	13	2.2	4	0
Ormsbee	4	12	3.0	11	0
Sherman	21	8	0.4	12	0
Humbert	1	2	2.0	2	0
Bleeker	6	-7	-1.2	6	0
Thompson	34	-116	-3.4	6	0
Eagles	423	1263	3.0	68t	12
Opponents	418	1123	2.7	72	16

Receiving	No.	Yds	Avg	Lg	TD
Ferrante	28	451	16.1	48t	4
Humbert	18	191	10.6	22	3
Pritchard	14	309	22.1	59t	3
Castiglia	11	51	4.6	23	0
Cabrelli	8	98	12.3	38t	1
Van Buren	6	75	12.5	33	0
Steinke	5	107	21.4	32	2
Steele	5	69	13.8	24	0
Kmetovic	4	68	17.0	38	0
Craft	4	48	12.0	35	0
Smeja	3	45	15.0	17	0
Bleeker	3	29	9.7	20	0
Kish	3	16	5.3	7	0
Krieger	2	47	23.5	35	0
McDowell	1	28	28.0	28	0
Kuczynski	1	9	9.0	9t	1
Eagles	116	1641	14.1	59t	14
Opponents	95	1360	14.3	62t	11

Punt Returns	Ret	FC	Yds	Avg	Lg	TD
Pritchard	12	na	166	13.8	42	0
Steele	9	na	82	9.1	18	0
Steinke	8	na	116	14.5	27	0
Van Buren	5	na	89	17.8	50t	1
Craft	4	na	47	11.8	16	0
Hinkle	1	na	4	4.0	4	0
Eagles	39	na	504	12.9	50t	1
Opponents	30	na	356	11.9	38	0

Scoring	TD	Ru	Pa	Rt	PAT	FG	2Pt	Pts
Lio	1	0	0	1	27/27	6/11	0	51
Pritchard	6	3	3	0			0	36
Van Buren	6	5	0	1			0	36
Ferrante	4	0	4	0			0	24
Steinke	4	1	2	1			0	24
Humbert	3	0	3	0			0	18
Zimmerman	1	1	0	0	2/2	2/4	0	14
Cabrelli	1	0	1	0			0	6
Castiglia	1	1	0	0			0	6
Kuczynski	1	0	1	0			0	6
Steele	1	1	0	0			0	6
McDowell (safety)	0	0	0	0			0	2
Murtha (safety)	0	0	0	0			0	2
Eagles	29	12	14	3	29/29	8/15	0	231
Opponents	30	16	11	3	26/28	4/10	0	220

* Opponents registered one safety

INTs	No.	Yds	Avg	Lg	TD
Steinke	6	72	12.0	52t	1
Craft	3	105	35.0	49	0
Steele	3	69	23.0	30	0
Zimmerman	3	58	19.3	31	0
Pritchard	3	7	2.3	4	0
Hinkle	2	37	18.5	34	0
Wistert	1	27	27.0	27	0
Kish	1	13	13.0	13	0
Lindskog	1	10	10.0	10	0
Muha	1	8	8.0	8	0
Maronic	1	7	7.0	7	0
Kilroy	1	0	0.0	0	0
Eagles	26	413	15.9	52t	1
Opponents	20	380	19.0	44	1

Punting	No	Yds	Avg	Net	TB	Lg	B
Zimmerman	23	890	38.7	38.7	0	52	0
Muha	22	843	38.3	37.8	0	64	0
Pritchard	7	242	34.6	34.6	0	64	0
Kish	4	163	40.8	40.8	0	50	0
Van Buren	1	41	41.0	41.0	0	41	0
Eagles	57	2179	38.2	32.0	0	64	0
Opponents	64	2577	40.3	31.5	3	69	1

Kickoff Returns	No.	Yds	Avg	Lg	TD
Van Buren	11	319	29.0	63	0
Pritchard	8	164	20.5	42	0
Steele	8	120	15.0	31	0
Craft	4	86	21.5	28	0
Steinke	3	92	30.7	56	0
Castiglia	1	17	17.0	17	0
Gude	1	0	0.0	0	0
Hinkle	1	25	25.0	25	0
Humbert	1	18	18.0	18	0
Muha	1	23	23.0	23	0
Ormsbee	1	5	5.0	5	0
Smeja	1	12	12.0	12	0
Eagles	41	881	21.5	63	0
Opponents	40	822	20.6	50	0

1947 EAGLES STATISTICS



Record: 8-4, t-1st in Eastern
Head Coach: Greasy Neale

S-28	W	45-42	Washington	35,406
O-05	W	23-0	NY Giants	29,823
O-12	L	7-40	at Chicago Bears	34,338
O-19	L	24-35	at Pittsburgh	33,538
O-26	W	14-7	LA Rams	36,364
N-02	W	38-14	at Washington	36,591
N-09	W	41-24	at NY Giants	29,016
N-16	W	32-0	Boston Yanks	26,498
N-23	L	14-21	at Boston Yanks	15,628
N-30	W	21-0	Pittsburgh	37,218
D-07	L	21-45	Chicago Cardinals	32,322
D-14	W	28-14	Green Bay	24,216

NFC DIVISIONAL PLAYOFF

D-21	W	21-0	at Pittsburgh	35,729
------	---	------	---------------	--------

NFL CHAMPIONSHIP

D-28	L	21-28	at Chicago Cardinals	30,759
------	---	-------	----------------------	--------

Rushing	No.	Yds	Avg	Lg	TD
Van Buren	217	1008	4.6	45	13
Pritchard	69	294	4.3	31	1
McHugh	22	171	7.8	41	1
Steele	26	138	5.3	49	1
Muha	27	107	4.0	28t	1
Macioszczyk	30	104	3.5	11	0
Thompson	23	52	2.3	16	2
Steinke	16	50	3.1	15	0
Doss	11	45	4.1	20	0
Sherman	17	17	1.0	16	1
Hinkle	1	2	2.0	2	0
Craft	5	-1	-0.2	4	0
Kish	3	-1	-0.3	1	0
Mackrides	7	-15	-2.1	2t	1
Eagles	474	1971	4.2	49	21
Opponents	380	1329	3.5	47	12

Score By Periods	Q1	Q2	Q3	Q4	OT	Pts
Eagles	88	66	82	72	0	308
Opponents	27	63	47	105	0	242

Scoring	TD	Ru	Pa	Rt	PAT	FG	2Pt	Pts
Van Buren	14	13	0	1			0	84
Pihos	8	0	7	1			0	48
Patton	0	0	0	0	36/40	3/14	0	45
Ferrante	4	0	4	0			0	24
Pritchard	4	1	3	0			0	24
Muha	2	1	0	1	0/0	1/5	0	15
Armstrong	2	0	2	0			0	12
McHugh	2	1	0	1			0	12
Thompson	2	2	0	0			0	12
Craft	1	0	1	0			0	6
Mackrides	1	1	0	0			0	6
Sherman	1	1	0	0			0	6
Steele	1	1	0	0			0	6
Steinke	1	0	1	0			0	6
Kekeris	0	0	0	0	2/3	0/1	0	2
Eagles	43	21	18	4	38/43	4/20	0	308
Opponents	34	12	19	3	32/34	2/10	0	242

TEAM STATS

	EAGLES	OPP
Total First Downs	203	188
Rushing	109	75
Passing	68	86
Penalty	26	27
3rd Down: Made/Att	na	na
3rd Down Pct.	na	na
4th Down: Made/Att	na	na
4th Down Pct.	na	na
Possession Avg.	na	na
Total Net Yards	3625	3579
Avg. Per Game	302.1	298.3
Total Plays	697	714
Avg. Per Play	5.2	5.0
Net Yards Rushing	1971	1329
Avg. Per Game	164.3	110.8
Total Rushes	474	380
Net Yards Passing	1626	2220
Avg. Per Game	135.5	185.0
Sacked/Yards Lost	na/135	na/190
Gross Yards	1761	2410
Att./Completions	223/116	334/151
Completion Pct.	52.0	45.2
Had Intercepted	19	23
Punts/Average	63/42.3	70/38.4
Net Punting Avg.	63/36.2	71/27.9
Penalties/Yards	92/848	110/1017
Fumbles/Ball Lost	37/14	28/13
Touchdowns	43	34
Rushing	21	12
Passing	18	19
Returns	4	3

Receiving	No.	Yds	Avg	Lg	TD
Pihos	23	382	16.6	66t	7
Ferrante	18	341	18.9	54t	4
Armstrong	17	197	11.6	46	2
Pritchard	16	315	19.7	69t	3
Humbert	13	139	10.7	19	0
Van Buren	9	79	8.8	35	0
Steinke	4	90	22.5	60t	1
Steele	4	62	15.5	44	0
Macioszczyk	3	20	6.7	8	0
Craft	2	66	33.0	34	1
Doss	2	17	8.5	19	0
McHugh	2	16	8.0	10	0
Prescott	1	15	15.0	15	0
Kish	1	12	12.0	12	0
Muha	1	10	10.0	10	0
Eagles	116	1761	15.2	69t	18
Opponents	151	2410	16.0	74t	19

Punt Returns	Ret	FC	Yds	Avg	Lg	TD
Pritchard	24	na	271	11.3	30	0
Steele	11	na	183	16.6	42	0
McHugh	10	na	156	15.6	69t	1
Steinke	6	na	69	11.5	30	0
Craft	1	na	5	5.0	5	0
Pihos	1	na	26	26.0	26t	1
Sears	1	na	6	6.0	6	0
Eagles	54	na	716	13.3	69t	2
Opponents	32	na	350	10.9	23	0

INTs	No.	Yds	Avg	Lg	TD
Steele	6	103	17.2	42	0
McHugh	3	52	17.3	48	0
Prescott	3	5	1.7	5	0
Doss	2	31	15.5	23	0
Humbert	2	12	6.0	12	0
Kish	1	37	37.0	37	0
Steinke	1	17	17.0	17	0
Lindskog	1	15	15.0	15	0
Pritchard	1	12	12.0	12	0
Wojciechowicz	1	3	3.0	3	0
Craft	1	0	0.0	0	0
Van Buren	1	0	0.0	0	0
Eagles	23	287	12.5	48	0
Opponents	19	236	12.4	59t	2

Punting	No	Yds	Avg	Net	TB	Lg	B
Muha	53	2303	43.5	38.2	2	75	0
Kish	8	301	37.6	37.6	0	47	0
Pritchard	2	64	32.0	32.0	0	36	0
Eagles	63	2668	42.3	36.2	2	75	0
Opponents	70	2690	38.4	27.9	1	74	1

Kickoff Returns	No.	Yds	Avg	Lg	TD
Van Buren	13	382	29.4	95t	1
Pritchard	8	148	18.5	27	0
Ferrante	7	99	14.1	34	0
Armstrong	3	38	12.7	15	0
McHugh	3	50	16.7	30	0
Muha	3	55	18.3	24	0
Macioszczyk	2	36	18.0	18	0
Steele	2	17	8.5	14	0
Kish	1	10	10.0	10	0
Pihos	1	17	17.0	17	0
Steinke	1	2	2.0	2	0
Eagles	44	854	19.4	95t	1
Opponents	49	989	20.2	94t	1

Passing	Att	Cmp	Yds	Cmp%	Yds/Att	TD	TD%	Int	Int%	Lg	Sk/Lost	Rat
Thompson	201	106	1680	52.7	8.36	16	8.0	15	7.5	69t	na	76.3
Mackrides	17	8	58	47.1	3.41	2	11.8	3	17.6	15	na	55.1
Sherman	5	2	23	40.0	4.60	0	0.0	1	20.0	13	na	15.0
Eagles	223	116	1761	52.0	7.90	18	8.1	19	8.5	69t	na/135	69.7
Opponents	334	151	2410	45.2	7.22	19	5.7	23	6.9	74t	na/190	60.1

1948 EAGLES STATISTICS



Record: 9-2-1, 1st in Eastern
Head Coach: Greasy Neale

S-24	L	14-21	at Chicago Cardinals	24,159
O-03	T	28-28	at LA Rams	24,597
O-10	W	45-0	New York Giants	22,804
O-17	W	45-0	at Washington	35,580
O-24	W	12-7	Chicago Bears	36,227
O-31	W	34-7	at Pittsburgh	32,859
N-07	W	35-14	at NY Giants	24,983
N-14	W	45-0	Boston Yanks	22,958
N-21	W	42-21	Washington	36,254
N-28	W	17-0	Pittsburgh	22,001
D-05	L	14-37	at Boston	9,652
D-12	W	45-21	Detroit	15,322
NFL CHAMPIONSHIP				
D-19	W	7-0	Chicago Cardinals	28,864

TEAM STATS

	EAGLES	OPP
Total First Downs	241	158
Rushing	119	62
Passing	99	83
Penalty	23	13
3rd Down: Made/Att	na	na
3rd Down Pct.	na	na
4th Down: Made/Att	na	na
4th Down Pct.	na	na
Possession Avg.	na	na
Total Net Yards	4577	2967
Avg. Per Game	381.4	247.3
Total Plays	829	714
Avg. Per Play	5.5	4.2
Net Yards Rushing	2378	1209
Avg. Per Game	198.2	100.8
Total Rushes	528	376
Net Yards Passing	2167	1749
Avg. Per Game	180.6	145.8
Sacked/Yards Lost	74	202
Gross Yards	2241	1951
Att./Completions	301/159	338/139
Completion Pct.	52.8	41.1
Had Intercepted	16	23
Punts/Average	62/45.9	88/38.8
Net Punting Avg.	62/38.0	88/31.3
Penalties/Yards	86/773	87/860
Fumbles/Ball Lost	35/18	33/16
Touchdowns	50	22
Rushing	21	5
Passing	27	14
Returns	2	3

Rushing	No.	Yds	Avg	Lg	TD
Van Buren	201	945	4.7	29	10
Pritchard	117	517	4.4	65t	4
Doss	62	193	3.1	18	0
Parmer	30	167	5.6	42t	3
Myers	21	118	5.6	29t	1
Kish	10	106	10.6	66t	1
Steele	13	99	7.6	56	1
Muha	25	90	3.6	14	0
Craft	13	67	5.2	23	0
Thompson	12	46	3.8	13	1
Steinke	5	17	3.4	8	0
McHugh	4	12	3.0	5	0
Mackrides	7	4	0.6	9	0
Pihos	8	-3	-4	5	0
Eagles	528	2378	4.5	66t	21
Opponents	376	1209	3.2	40	5

Receiving	No.	Yds	Avg	Lg	TD
Pihos	46	766	16.7	48	11
Ferrante	28	444	15.9	66t	7
Pritchard	27	252	9.3	34t	2
Armstrong	24	325	13.5	33	3
Van Buren	10	96	9.6	34	0
Doss	8	96	12.0	30	0
Myers	7	57	8.1	31	0
Craft	4	138	34.5	70t	2
Steele	2	43	21.5	32t	1
Muha	2	22	11.0	20t	1
Humbert	1	2	2.0	2	0
Eagles	159	2241	14.1	70t	27
Opponents	139	1951	14.0	83	14

Punting	No	Yds	Avg	Net	TB	Lg	B
Muha	57	2694	47.3	40.2	4	82	0
Palmer	4	148	37.0	37.0	0	47	0
Johnson	1	5	5.0	5.0	0	5	1
Eagles	62	2847	45.9	38.0	4	82	1
Opponents	88	3412	38.8	31.3	5	66	0

Punt Returns	Ret	FC	Yds	Avg	Lg	TD
Pritchard	24	na	282	11.8	55t	1
McHugh	18	na	220	12.2	55	0
Craft	3	na	32	10.7	17	0
Humbert	2	na	7	3.5	7	0
Doss	1	na	0	0.0	0	0
Kish	1	na	0	0.0	0	0
Palmer	1	na	8	8.0	8	0
Steele	1	na	5	5.0	5	0
Eagles	51	na	554	10.9	55t	1
Opponents	38	na	411	10.8	38	0

Score By Periods	Q1	Q2	Q3	Q4	OT	Pts
Eagles	83	121	73	99	0	376
Opponents	17	56	28	55	0	156

Scoring	TD	Ru	Pa	Rt	PAT	FG	2Pt	Pts
Patton	0	0	0	0	50/50	8/12	0	74
Pihos	11	0	11	0			0	66
Van Buren	10	10	0	0			0	60
Pritchard	8	4	2	2			0	48
Ferrante	7	0	7	0			0	42
Armstrong	3	0	3	0			0	18
Parmer	3	3	0	0			0	18
Craft	2	0	2	0			0	12
Steele	2	1	1	0			0	12
Kish	1	1	0	0			0	6
Muha	1	0	1	0	0/0	0/5	0	6
Myers	1	1	0	0			0	6
Thompson	1	1	0	0			0	6
Barnes (safety)	0	0	0	0			0	2
Eagles	50	21	27	2	50/50	8/17	0	376
Opponents	22	5	14	3	21/21	1/5	0	156

INTs	No.	Yds	Avg	Lg	TD
Steele	6	55	9.2	33	0
Humbert	4	35	8.8	20	0
Kish	3	32	10.7	22	0
Van Buren	2	32	16.0	20	0
Armstrong	2	30	15.0	19	0
McHugh	2	27	13.5	15	0
Myers	2	9	4.5	8	0
Parmer	1	6	6.0	6	0
Wojciechowicz	1	2	2.0	2	0
Eagles	23	228	9.9	33	0
Opponents	16	257	16.1	89t	2

Kickoff Returns	No.	Yds	Avg	Lg	TD
Van Buren	14	292	20.9	34	0
Pritchard	9	249	27.7	50	0
Green	2	24	12.0	21	0
Steele	2	30	15.0	20	0
Doss	1	26	26.0	26	0
Palmer	1	20	20.0	20	0
Parmer	1	14	14.0	14	0
Pihos	1	9	9.0	9	0
Steinke	1	17	17.0	17	0
Eagles	32	681	21.3	50	0
Opponents	48	990	20.6	48	0

Passing	Att	Cmp	Yds	Cmp%	Yds/Att	TD	TD%	Int	Int%	Lg	Sk/Lost	Rat
Thompson	246	141	1965	57.3	7.99	25	10.2	11	4.5	70t	na/74	98.4
Mackrides	53	18	276	34.0	5.21	2	3.8	4	7.5	28	0/0	25.1
Steele	1	0	0	0.0	0.00	0	0.0	1	100.0	0	0/0	0.0
Van Buren	1	0	0	0.0	0.00	0	0.0	0	0.0	0	0/0	39.6
Eagles	301	159	2241	52.8	7.45	27	9.0	16	5.3	70t	na/74	84.9
Opponents	338	139	1951	41.1	5.77	14	4.1	23	6.8	83	na/202	45.9

1949 EAGLES STATISTICS



Record: 11-1, 1st in Eastern Head Coach: Greasy Neale					
S-22	W	7-0	at NY Bulldogs	4,355	
O-03	W	22-14	at Detroit	20,163	
O-08	W	28-3	Chicago Cardinals	33,716	
O-16	L	21-38	at Chicago Bears	47,248	
O-23	W	49-14	Washington	28,602	
O-30	W	38-7	at Pittsburgh	37,840	
N-06	W	38-14	LA Rams	38,230	
N-13	W	44-21	at Washington	31,170	
N-20	W	42-0	NY Bulldogs	22,165	
N-27	W	34-17	Pittsburgh	22,191	
D-04	W	24-3	at NY Giants	25,446	
D-11	W	17-3	New York Giants	21,022	
NFL CHAMPIONSHIP					
D-18	W	14-0	at LA Rams	22,245	

TEAM STATS			EAGLES		OPP	
Total First Downs			243		148	
Rushing			143		60	
Passing			87		68	
Penalty			13		20	
3rd Down: Made/Att			na		na	
3rd Down Pct.			na		na	
4th Down: Made/Att			na		na	
4th Down Pct.			na		na	
Possession Avg.			na		na	
Total Net Yards			4448		2467	
Avg. Per Game			370.7		205.6	
Total Plays			883		656	
Avg. Per Play			5.0		3.8	
Net Yards Rushing			2607		1217	
Avg. Per Game			217.3		101.4	
Total Rushes			632		353	
Net Yards Passing			1824		1248	
Avg. Per Game			152.0		104.0	
Sacked/Yards Lost			85		359	
Gross Yards			1909		1607	
Att./Completions			251/130		303/121	
Completion Pct.			51.8		39.9	
Had Intercepted			14		29	
Punts/Average			53/40.8		81/38.6	
Net Punting Avg.			53/31.3		81/30.5	
Penalties/Yards			81/729		62/533	
Fumbles/Ball Lost			29/12		30/14	
Touchdowns			48		17	
Rushing			25		5	
Passing			18		11	
Returns			5		1	

Rushing	No.	Yds	Avg	Lg	TD
Van Buren	263	1146	4.4	41	11
Pritchard	84	506	6.0	77t	3
Ziegler	84	283	3.4	41	1
Parmer	66	234	3.5	34	5
Scott	40	195	4.9	39	1
Myers	48	182	3.8	12	1
Muha	3	19	6.3	13	0
Mackrides	14	17	1.2	17	1
Thompson	15	17	1.1	5	2
Craft	11	5	0.5	6	0
McHugh	2	5	2.5	5	0
Kish	2	-2	-1.0	0	0
Eagles	632	2607	4.1	77t	25
Opponents	353	1217	3.4	54t	5

Receiving	No.	Yds	Avg	Lg	TD
Ferrante	34	508	14.9	64t	5
Pihos	34	484	14.2	49	4
Armstrong	24	271	11.3	45t	5
Pritchard	8	185	23.1	75t	2
Scott	8	148	18.5	70t	1
Myers	7	98	14.0	26	0
Parmer	5	33	6.6	30	0
Van Buren	4	88	22.0	50t	1
Ziegler	3	33	11.0	24	0
Craft	1	37	37.0	37	0
Humbert	1	14	14.0	14	0
Muha	1	10	10.0	10	0
Eagles	130	1909	14.7	75t	18
Opponents	121	1607	13.3	63t	11

INTs	No.	Yds	Avg	Lg	TD
Reagan	7	146	20.9	52	0
Humbert	7	69	9.9	37	0
McHugh	6	89	14.8	36	1
Muha	2	31	15.5	28t	1
Wojciechowicz	2	26	13.0	16	0
Parmer	2	12	6.0	12	0
Craft	1	17	17.0	17	0
Ziegler	1	16	16.0	16	0
Jarmoluk LG	1	3	3.0	3	0
Jarmoluk TM	1	3	3.0	3	0
Eagles	29	409	14.1	52	2
Opponents	14	241	17.2	54t	1

Punting	No	Yds	Avg	Net	TB	Lg	B
Muha	45	1800	40.0	31.2	6	59	0
Reagan	8	362	45.3	37.6	0	63	0
Eagles	53	2162	40.8	31.3	6	63	0
Opponents	81	3127	38.6	30.5	4	64	5

Score By Periods		Q1	Q2	Q3	Q4	OT	Pts
Eagles		72	122	98	72	0	364
Opponents		48	24	31	31	0	134

Scoring	TD	Ru	Pa	Rt	PAT	FG	2Pt	Pts
Van Buren	12	11	1	0			0	72
Patton	0	0	0	0	42/43	9/18	0	69
Armstrong	5	0	5	0			0	30
Ferrante	5	0	5	0			0	30
Parmer	5	5	0	0			0	30
Pritchard	5	3	2	0			0	30
Pihos	4	0	4	0			0	24
Scott	3	1	1	1			0	18
Thompson	2	2	0	0			0	12
Muha	1	0	0	1	5/5	0/1	0	11
Craft	1	0	0	1			0	6
Mackrides	1	1	0	0			0	6
McHugh	1	0	0	1			0	6
Myers	1	1	0	0			0	6
Reagan	1	0	0	1			0	6
Ziegler	1	1	0	0			0	6
Gianelli (safety)	0	0	0	0			0	2
Eagles	48	25	18	5	47/48	9/19	0	364
Opponents	17	5	11	1	17/17	5/8	0	134

Punt Returns	Ret	FC	Yds	Avg	Lg	TD
Reagan	21	na	266	12.7	42	1
Pritchard	13	na	99	7.6	23	0
Scott	5	na	114	22.8	70t	1
Craft	3	na	50	16.7	19	0
McHugh	3	na	26	8.7	20	0
Ziegler	2	na	20	10.0	10	0
Muha	1	na	2	2.0	2	0
Eagles	48	na	577	12.0	70t	2
Opponents	36	na	384	10.7	49	0

Kickoff Returns	No.	Yds	Avg	Lg	TD
Van Buren	12	288	24.0	35	0
Pritchard	5	99	19.8	36	0
Green	2	33	16.5	18	0
Myers	2	27	13.5	21	0
Muha	1	20	20.0	20	0
Pihos	1	0	0.0	0	0
Scott	1	54	54.0	54	0
Ziegler	1	21	21.0	21	0
Eagles	25	542	21.7	54	0
Opponents	53	1087	20.5	40	0

Passing	Att	Cmp	Yds	Cmp%	Yds/Att	TD	TD%	Int	Int%	Lg	Sk/Lost	Rat
Thompson	214	116	1727	54.2	8.07	16	7.5	11	5.1	75t	na/73	84.4
Mackrides	36	14	182	38.9	5.06	2	5.6	2	5.6	37	na/12	34.5
Pritchard	1	0	0	0.0	0.00	0	0.0	1	100.0	0	0/0	0.0
Eagles	251	130	1909	51.8	7.61	18	7.2	14	5.6	75t	na/85	77.6
Opponents	303	121	1607	39.9	5.30	11	3.6	29	9.6	63t	na/359	30.0

1950 EAGLES STATISTICS



Record: 6-6, t-3rd in American
Head Coach: Greasy Neale

S-16	L	10-35	Cleveland	71,237
S-24	W	45-7	at Chicago Cardinals	24,914
O-07	W	56-20	Los Angeles	24,134
O-15	W	24-14	at Baltimore	14,413
O-22	W	17-10	at Pittsburgh	35,662
O-29	W	35-3	Washington	33,707
N-05	L	7-9	Pittsburgh	24,629
N-12	W	33-0	at Washington	29,407
N-19	L	10-14	Chicago Cardinals	28,368
N-26	L	3-7	at NY Giants	24,093
D-03	L	7-13	at Cleveland	37,490
D-10	L	7-9	New York Giants	26,440

<u>Rushing</u>	<u>No.</u>	<u>Yds</u>	<u>Avg</u>	<u>Lg</u>	<u>TD</u>
Ziegler	172	733	4.3	52	1
Van Buren	188	629	3.3	41	4
Ledbetter	67	320	4.8	23	1
Parmer	60	203	3.4	27	7
Myers	29	159	5.5	42	0
Mackrides	21	82	3.9	18	0
Reagan	3	55	18.3	40	0
Craft	8	52	6.5	19	0
Scott	13	46	3.5	22	0
Thompson	15	34	2.3	7	0
Boedeker LG	8	16	2.0	8	0
McHugh	4	14	3.5	5	0
Sandifer LG	1	3	3.0	3	0
Sutton	1	1	1.0	1	0
Eagles	581	2328	4.0	52	13
Opponents	391	1603	4.1	74	5

<u>Scoring</u>	<u>TD</u>	<u>Ru</u>	<u>Pa</u>	<u>Rt</u>	<u>PAT</u>	<u>FG</u>	<u>2Pt</u>	<u>Pts</u>
Patton	0	0	0	0	32/33	8/17	0	56
Parmer	8	7	1	0			0	48
Pihos	6	0	6	0			0	36
Van Buren	4	4	0	0			0	24
Ferrante	3	0	3	0			0	18
Ledbetter	3	1	2	0			0	18
Ziegler	3	1	2	0			0	18
Armstrong	1	0	1	0			0	6
Craft	1	0	0	1			0	6
Green	1	0	0	1			0	6
Muha	1	0	0	1	0/0	0/5	0	6
Reagan	1	0	0	1			0	6
Willey	1	0	0	1			0	6
Eagles	33	13	15	5	32/33	8/22	0	254
Opponents	17	5	10	2	15/16	8/18	0	141

TEAM STATS

	<u>EAGLES</u>	<u>OPP</u>
Total First Downs	231	141
Rushing	142	66
Passing	79	65
Penalty	10	10
3rd Down: Made/Att	na	na
3rd Down Pct.	na	na
4th Down: Made/Att	na	na
4th Down Pct.	na	na
Possession Avg.	na	na
Total Net Yards	4014	3049
Avg. Per Game	334.5	254.1
Total Plays	866	668
Avg. Per Play	4.6	4.6
Net Yards Rushing	2328	1603
Avg. Per Game	194.0	133.6
Total Rushes	581	391
Net Yards Passing	1686	1446
Avg. Per Game	140.5	120.5
Sacked/Yards Lost	150	175
Gross Yards	1836	1621
Att./Completions	285/121	277/102
Completion Pct.	42.5	36.8
Had Intercepted	28	31
Punts/Average	56/41.4	77/38.9
Net Punting Avg.	56/33.0	77/33.2
Penalties/Yards	63/612	73/590
Fumbles/Ball Lost	32/15	32/17
Touchdowns	33	17
Rushing	13	5
Passing	15	10
Returns	5	2

<u>Receiving</u>	<u>No.</u>	<u>Yds</u>	<u>Avg</u>	<u>Lg</u>	<u>TD</u>
Pihos	38	447	11.8	43	6
Ferrante	35	588	16.8	75	3
Ziegler	13	216	16.6	48t	2
Myers	12	204	17.0	39	0
Armstrong	8	124	15.5	36	1
Parmer	6	103	17.2	59	1
Ledbetter	4	81	20.3	29	2
Van Buren	2	34	17.0	29	0
Hix	2	25	12.5	20	0
Craft	1	14	14.0	14	0
Boedeker LG	1	10	10.0	10	0
Eagles	121	1836	15.2	75	15
Opponents	102	1621	15.9	69t	10

<u>INTs</u>	<u>No.</u>	<u>Yds</u>	<u>Avg</u>	<u>Lg</u>	<u>TD</u>
Sutton	8	67	8.4	32	0
Craft	7	70	10.0	29	0
Reagan	4	132	33.0	47	1
McHugh	4	34	8.5	27	0
Armstrong	3	4	1.3	4	0
Muha	2	40	20.0	21	1
Sandifer LG	2	27	13.5	27	0
Willey	1	41	41.0	41t	1
Bednarik	1	9	9.0	9	0
Wojciechowicz	1	4	4.0	4	0
Eagles	31	401	12.9	47	3
Opponents	28	289	10.3	36	1

Punt Returns

	<u>Ret</u>	<u>FC</u>	<u>Yds</u>	<u>Avg</u>	<u>Lg</u>	<u>TD</u>
Craft	19	na	113	5.9	13	0
Sandifer LG	15	na	155	10.3	39	0
Sandifer TM	15	na	155	10.3	39	0
Sutton	9	na	75	8.3	14	0
Reagan	6	na	38	6.3	12	0
Boedeker LG	5	na	49	9.8	12	0
Ziegler	3	na	20	6.7	12	0
Eagles	52	na	401	7.7	39	0
Opponents	32	na	392	12.3	82t	1

Kickoff Returns

	<u>No.</u>	<u>Yds</u>	<u>Avg</u>	<u>Lg</u>	<u>TD</u>
Craft	10	327	32.7	103t	1
Ziegler	10	204	20.4	28	0
Sandifer LG	5	108	21.6	36	0
Sandifer TM	4	89	22.3	36	0
Van Buren	5	110	22.0	26	0
McHugh	2	45	22.5	28	0
Muha	2	28	14.0	19	0
Myers	2	25	12.5	14	0
Boedeker LG	1	20	20.0	20	0
Green	1	14	14.0	14	0
Maronic	1	4	4.0	4	0
Sutton	1	21	21.0	21	0
Eagles	38	867	22.8	103t	1
Opponents	38	834	21.9	58	0

Pro Bowl Selections: G Walt Barnes, LB Chuck Bednarik, E John Green, E Pete Pihos, T Al Wistert

Score By Periods

	<u>Q1</u>	<u>Q2</u>	<u>Q3</u>	<u>Q4</u>	<u>OT</u>	<u>Pts</u>
Eagles	47	80	48	79	0	254
Opponents	43	20	57	21	0	141

<u>Punting</u>	<u>No</u>	<u>Yds</u>	<u>Avg</u>	<u>Net</u>	<u>TB</u>	<u>Lg</u>	<u>B</u>
Reagan	54	2270	42.0	34.2	3	68	0
Muha	2	48	24.0	24.0	0	48	1
Eagles	56	2318	41.4	33.0	4	68	1
Opponents	77	2995	38.9	33.2	2	60	1

<u>Passing</u>	<u>Att</u>	<u>Cmp</u>	<u>Yds</u>	<u>Cmp%</u>	<u>Yds/Att</u>	<u>TD</u>	<u>TD%</u>	<u>Int</u>	<u>Int%</u>	<u>Lg</u>	<u>Sk/Lost</u>	<u>Rat</u>
Thompson	239	107	1608	44.8	6.73	11	4.6	22	9.2	75	na/142	44.4
Mackrides	46	14	228	30.4	4.96	4	8.7	6	13.0	59	na/8	37.5
Eagles	285	121	1836	42.5	6.44	15	5.3	28	9.8	75	na/150	42.3
Opponents	277	102	1621	36.8	5.85	10	3.6	31	11.2	69t	na/175	29.6

1951 EAGLES STATISTICS



Record: 4-8, 5th in American
Head Coach: Bo McMillan (2) & Wayne
Millner (10)

S-30	W	17-14	at Chicago Cardinals	16,129
O-06	W	21-14	San Francisco	23,432
O-14	L	24-37	at Green Bay	18,489
O-21	L	24-26	at NY Giants	28,656
O-28	L	23-27	Washington	20,437
N-04	W	34-13	at Pittsburgh	19,649
N-11	L	17-20	at Cleveland	36,571
N-18	L	10-28	Detroit	25,350
N-25	L	13-17	Pittsburgh	15,537
D-02	W	35-21	at Washington	23,738
D-09	L	7-23	New York Giants	19,322
D-16	L	9-24	Cleveland	16,263

<u>Rushing</u>	<u>No.</u>	<u>Yds</u>	<u>Avg</u>	<u>Lg</u>	<u>TD</u>
Ziegler	113	418	3.7	34	2
S. Van Buren	112	327	2.9	17	6
Parmer	92	316	3.4	15t	2
Scott	45	161	3.6	40	1
Pollard LG	26	121	4.7	28	0
Pollard TM	24	119	5.0	28	0
Sandifer	35	113	3.2	13	1
E. Van Buren	16	60	3.8	11	0
Rauch LG	7	26	3.7	11	0
Rauch TM	6	21	3.5	11	0
Burk	28	12	0.4	11	1
Mackrides	7	9	1.3	3	0
Pritchard TM	31	6	0.2	9	0
Eagles	509	1562	3.1	40	13
Opponents	462	1816	3.9	80t	1

<u>Score By Periods</u>	<u>Q1</u>	<u>Q2</u>	<u>Q3</u>	<u>Q4</u>	<u>OT</u>	<u>Pts</u>
Eagles	44	75	53	62	0	234
Opponents	34	55	91	84	0	264

<u>Scoring</u>	<u>TD</u>	<u>Ru</u>	<u>Pa</u>	<u>Rt</u>	<u>PAT</u>	<u>FG</u>	<u>2Pt</u>	<u>Pts</u>
Walston	8	0	8	0	28/31	6/11	0	94
S. Van Buren	6	6	0	0			0	36
Pihos	5	0	5	0			0	30
Scott	4	1	3	0			0	24
Parmer	2	2	0	0			0	12
Sandifer	2	1	1	0			0	12
Ziegler	2	2	0	0			0	12
Burk	1	1	0	0			0	6
Cowhig	1	0	0	1			0	6
Stickel (safety)	0	0	0	0			0	2
Eagles	31	13	17	1	28/31	6/11	0	234
Opponents	32	12	17	3	31/32	13/21	0	264

* Opponents registered one safety

TEAM STATS

	<u>EAGLES</u>	<u>OPP</u>
Total First Downs	200	183
Rushing	111	92
Passing	73	77
Penalty	16	14
3rd Down: Made/Att	na	na
3rd Down Pct.	na	na
4th Down: Made/Att	na	na
4th Down Pct.	na	na
Possession Avg.	na	na
Total Net Yards	3052	3294
Avg. Per Game	254.3	274.5
Total Plays	793	749
Avg. Per Play	3.8	4.4
Net Yards Rushing	1562	1816
Avg. Per Game	130.2	151.3
Total Rushes	509	462
Net Yards Passing	1490	1478
Avg. Per Game	124.2	123.2
Sacked/Yards Lost	223	270
Gross Yards	1713	1748
Att./Completions	284/120	287/119
Completion Pct.	42.3	41.5
Had Intercepted	29	18
Punts/Average	77/39.1	70/44.4
Net Punting Avg.	77/35.5	70/36.1
Penalties/Yards	51/428	53/458
Fumbles/Ball Lost	36/18	28/19
Touchdowns	31	32
Rushing	13	12
Passing	17	17
Returns	1	3

<u>Receiving</u>	<u>No.</u>	<u>Yds</u>	<u>Avg</u>	<u>Lg</u>	<u>TD</u>
Pihos	35	536	15.3	38t	5
Walston	31	512	16.5	43t	8
Parmer	13	80	6.2	16	0
Scott	10	212	21.2	53t	3
Pritchard TM	8	103	12.9	38	0
Ziegler	8	59	7.4	19	0
S. Van Buren	4	28	7.0	18	0
O'Quinn TM	3	58	19.3	34	0
Armstrong	3	44	14.7	18	0
Pollard LG	3	35	11.7	18	0
Pollard TM	3	17	5.7	9	0
Sandifer	2	36	18.0	30t	1
Lindskog	0	21	---	21	0
Magee	0	7	---	7	0
Eagles	120	1713	14.3	53t	17
Opponents	119	1748	14.7	53t	17

<u>INTs</u>	<u>No.</u>	<u>Yds</u>	<u>Avg</u>	<u>Lg</u>	<u>TD</u>
Reagan	4	60	15.0	44	0
Armstrong	4	18	4.5	18	0
Craft	2	61	30.5	26	0
Pihos	2	30	15.0	30	0
Sutton	2	8	4.0	8	0
Sandifer	1	28	28.0	28	0
E. Van Buren	1	23	23.0	23	0
McHugh	1	19	19.0	19	0
Jarmoluk	1	9	9.0	9	0
Eagles	18	256	14.2	49	0
Opponents	29	475	16.4	88t	2

<u>Punt Returns</u>	<u>Ret</u>	<u>FC</u>	<u>Yds</u>	<u>Avg</u>	<u>Lg</u>	<u>TD</u>
Pollard LG	18	na	148	8.2	23	0
Pollard TM	15	na	114	7.6	23	0
Sandifer	14	na	137	9.8	26	0
Pritchard TM	7	na	50	7.1	21	0
Scott	4	na	72	18.0	30	0
Craft	2	na	0	0.0	0	0
Grant	1	na	9	9.0	9	0
Eagles	43	na	382	8.9	30	0
Opponents	34	na	261	7.7	71t	1

<u>Kickoff Returns</u>	<u>No.</u>	<u>Yds</u>	<u>Avg</u>	<u>Lg</u>	<u>TD</u>
Pollard LG	19	464	24.4	45	0
Pollard TM	14	326	23.3	36	0
Sandifer	8	147	18.4	40	0
Scott	8	171	21.4	30	0
Pritchard TM	5	81	16.2	20	0
Walston	5	57	11.4	17	0
Pihos	3	40	13.3	20	0
Craft	2	53	26.5	38	0
Barnes	1	15	15.0	15	0
Cowhig	1	12	12.0	12	0
Kilroy	1	18	18.0	18	0
Eagles	48	920	19.2	40	0
Opponents	42	923	22.0	38	0

Pro Bowl Selections: LB Chuck Bednarik, HB Russ Craft, T Mike Jarmoluk, E Pete Pihos

<u>Passing</u>	<u>Att</u>	<u>Cmp</u>	<u>Yds</u>	<u>Cmp%</u>	<u>Yds/Att</u>	<u>TD</u>	<u>TD%</u>	<u>Int</u>	<u>Int%</u>	<u>Lg</u>	<u>Sk/Lost</u>	<u>Rat</u>
Burk	218	92	1329	42.2	6.10	14	6.4	23	10.6	53t	na/179	44.5
Rauch LG	94	30	288	31.9	3.06	1	1.1	4	4.3	39t	na/87	27.3
Rauch TM	12	5	51	41.7	4.25	0	0.0	1	8.3	18	na/33	19.8
Mackrides	54	23	333	42.6	6.17	3	5.6	5	9.3	43t	na/11	43.2
Eagles	284	120	1713	42.3	6.03	17	6.0	29	10.2	53t	na/223	42.8
Opponents	287	119	1748	41.5	6.09	17	5.9	18	6.3	53t	na/270	55.6

<u>Punting</u>	<u>No</u>	<u>Yds</u>	<u>Avg</u>	<u>Net</u>	<u>TB</u>	<u>Lg</u>	<u>B</u>
Burk	67	2646	39.5	36.3	1	60	0
Reagan	10	367	36.7	36.7	0	48	0
Eagles	77	3013	39.1	35.5	1	60	0
Opponents	70	3108	44.4	36.1	10	66	0

1952 EAGLES STATISTICS



Record: 7-5, t-2nd in American
Head Coach: Jim Trimble

S-28	W	31-25	at Pittsburgh	22,501
O-04	L	7-31	New York	22,512
O-12	W	26-21	Pittsburgh	18,648
O-19	L	7-49	Cleveland	27,874
O-26	W	14-10	at New York	21,458
N-02	L	10-12	at Green Bay	10,149
N-09	W	38-20	Washington	16,932
N-16	W	10-7	Chicago Cardinals	18,406
N-23	W	28-20	at Cleveland	28,948
N-30	L	22-28	at Chicago Cardinals	13,577
D-07	W	38-21	Dallas Texans	18,376
D-14	L	21-27	at Washington	22,468

<u>Rushing</u>	<u>No.</u>	<u>Yds</u>	<u>Avg</u>	<u>Lg</u>	<u>TD</u>
Huzvar	105	349	3.3	26	2
Goldston	65	210	3.2	20	3
Brewer	50	188	3.8	71t	2
Pollard	55	186	3.4	23	1
Ziegler	67	172	2.6	12	2
Stevens	33	95	2.9	36	0
Thomason	17	88	5.2	23	0
Burk	7	28	4.0	12	0
Enke	14	25	1.8	12	0
Parmer	12	23	1.9	8	0
Ferris LG	11	22	2.0	11t	1
Stringer	2	5	2.5	3	0
Van Buren	7	1	0.1	6	0
Eagles	434	1370	3.2	71t	10
Opponents	408	1396	3.4	40	10

<u>Scoring</u>	<u>TD</u>	<u>Ru</u>	<u>Pa</u>	<u>Rt</u>	<u>PAT</u>	<u>FG</u>	<u>2Pt</u>	<u>Pts</u>
Walston	3	0	3	0	31/31	11/20	0	82
Grant	7	0	7	0			0	42
Ziegler	4	2	2	0			0	24
Goldston	3	3	0	0			0	18
Brewer	2	2	0	0			0	12
Huzvar	2	2	0	0			0	12
Jarmoluk	2	0	0	2			0	12
Pihos	2	0	1	1			0	12
Van Buren (safety)	1	0	0	1			0	8
Bawel	1	0	0	1			0	6
Craft	1	0	0	1			0	6
Ferris LG	1	1	0	0			0	6
Pollard	1	1	0	0			0	6
Sears	1	0	0	1			0	6
Stevens	1	0	0	1			0	6
Eagles	31	10	13	8	31/31	11/20	0	252
Opponents	38	10	19	9	31/38	4/14	0	271

TEAM STATS

	<u>EAGLES</u>	<u>OPP</u>
Total First Downs	181	187
Rushing	72	81
Passing	98	93
Penalty	11	13
3rd Down: Made/Att	na	na
3rd Down Pct.	na	na
4th Down: Made/Att	na	na
4th Down Pct.	na	na
Possession Avg.	na	na
Total Net Yards	3335	3150
Avg. Per Game	277.9	262.5
Total Plays	795	751
Avg. Per Play	4.2	4.2
Net Yards Rushing	1370	1396
Avg. Per Game	114.2	116.3
Total Rushes	434	408
Net Yards Passing	1965	1754
Avg. Per Game	163.8	146.2
Sacked/Yards Lost	307	410
Gross Yards	2272	2164
Att./Completions	361/154	343/157
Completion Pct.	42.7	45.8
Had Intercepted	19	20
Punts/Average	83/40.2	88/41.3
Net Punting Avg.	83/33.1	88/35.0
Penalties/Yards	80/747	74/699
Fumbles/Ball Lost	43/22	36/19
Touchdowns	31	38
Rushing	10	10
Passing	13	19
Returns	8	9

<u>Receiving</u>	<u>No.</u>	<u>Yds</u>	<u>Avg</u>	<u>Lg</u>	<u>TD</u>
Grant	56	997	17.8	84t	7
Walston	26	469	18.0	65	3
Stevens	13	174	13.4	39	0
Huzvar	13	37	2.8	12	0
Pihos	12	219	18.3	47	1
Ziegler	8	120	15.0	37	2
Pollard	8	59	7.4	14	0
Brewer	5	19	3.8	12	0
Van Buren	4	73	18.3	38	0
Bawel	2	60	30.0	52	0
Enke	2	19	9.5	18	0
Goldston	2	12	6.0	8	0
Parmer	2	10	5.0	8	0
Ferris LG	1	8	8.0	8	0
Stringer	1	4	4.0	4	0
Eagles	154	2272	14.8	84t	13
Opponents	157	2164	13.8	63t	19

<u>Punting</u>	<u>No</u>	<u>Yds</u>	<u>Avg</u>	<u>Net</u>	<u>TB</u>	<u>Lg</u>	<u>B</u>
Burk	83	3335	40.2	33.1	1	68	2
Eagles	83	3335	40.2	33.1	1	68	2
Opponents	88	3630	41.3	35.0	5	63	0

<u>Punt Returns</u>	<u>Ret</u>	<u>FC</u>	<u>Yds</u>	<u>Avg</u>	<u>Lg</u>	<u>TD</u>
Bawel	34	na	261	7.7	52t	1
Stevens	16	na	172	10.8	56t	1
Ferris LG	2	na	11	5.5	11	0
Walston	2	na	13	6.5	13	0
Van Buren	1	na	0	0.0	0	0
Eagles	53	na	446	8.4	56t	2
Opponents	55	na	571	10.4	74t	1

<u>INTs</u>	<u>No.</u>	<u>Yds</u>	<u>Avg</u>	<u>Lg</u>	<u>TD</u>
Bawel	8	121	15.1	35	0
Sutton	3	54	18.0	30	0
Jarmoluk	2	48	24.0	45t	1
Bednarik	2	14	7.0	12	0
Craft	1	32	32.0	32t	1
Sears	1	9	9.0	9t	1
Stringer	1	9	9.0	9	0
Scott TM	1	0	0.0	0	0
Willey	1	0	0.0	0	0
Ferris LG	0	3	--	3	0
Ferris TM	0	3	--	3	0
Eagles	20	290	14.5	45t	3
Opponents	19	187	9.8	38t	1

<u>Kickoff Returns</u>	<u>No.</u>	<u>Yds</u>	<u>Avg</u>	<u>Lg</u>	<u>TD</u>
Pollard	21	528	25.1	66	0
Stevens	16	433	27.1	51	0
Ziegler	4	82	20.5	27	0
Ferris LG	3	76	25.3	30	0
Parmer	2	33	16.5	17	0
Craft	1	18	18.0	18	0
Sears	1	45	45.0	45	0
Stringer	1	22	22.0	22	0
Van Buren	1	12	12.0	12	0
Eagles	47	1173	25.0	66	0
Opponents	44	1111	25.3	93t	2

<u>Score By Periods</u>	<u>Q1</u>	<u>Q2</u>	<u>Q3</u>	<u>Q4</u>	<u>OT</u>	<u>Pts</u>
Eagles	79	68	40	65	0	252
Opponents	44	85	72	70	0	271

<u>Passing</u>	<u>Att</u>	<u>Cmp</u>	<u>Yds</u>	<u>Cmp%</u>	<u>Yds/Att</u>	<u>TD</u>	<u>TD%</u>	<u>Int</u>	<u>Int%</u>	<u>Lg</u>	<u>Sk/Lost</u>	<u>Rat</u>
Thomason	212	95	1334	44.8	6.29	8	3.8	9	4.2	44	na/172	60.5
Burk	82	37	561	45.1	6.84	4	4.9	5	6.1	84t	na/108	59.0
Enke	67	22	377	32.8	5.63	1	1.5	5	7.5	65	na/27	26.8
Eagles	361	154	2272	42.7	6.29	13	3.6	19	5.3	84t	na/307	53.9
Opponents	343	157	2164	45.8	6.31	19	5.5	20	5.8	63t	na/410	60.7

Pro Bowl Selections: LB Chuck Bednarik, HB Russ Craft, T Frank Kilroy, E Pete Pihos

1953 EAGLES STATISTICS



Record: 7-4-1, 2nd in Eastern Head Coach: Jim Trimble					
S-27	L	21-31	at San Francisco	27,819	
O-02	T	21-21	Washington	19,099	
O-10	L	13-37	at Cleveland	45,802	
O-17	W	23-7	Pittsburgh	18,681	
O-25	W	56-17	at Chicago Cardinals	22,064	
N-01	W	35-7	at Pittsburgh	27,547	
N-08	W	30-7	New York	24,331	
N-15	W	45-14	Baltimore	27,813	
N-21	W	38-0	Chicago Cardinals	19,402	
N-29	L	28-37	at New York	20,294	
D-06	L	0-10	at Washington	21,579	
D-13	W	42-27	Cleveland	38,654	

Rushing	No.	Yds	Avg	Lg	TD
Johnson	83	439	5.3	66t	5
Williams	61	345	5.7	48t	3
Ziegler	83	320	3.9	52	5
Parmer	38	158	4.2	45	2
Giancanelli	44	131	3.0	30	1
Ledbetter	41	120	2.9	32	1
Brewer	17	85	5.0	19	1
Burk	8	54	6.8	32t	3
Pollard	23	44	1.9	11	0
Thomason	9	23	2.6	20	1
Stringer	1	5	5.0	5	0
Gambold	2	-2	-1.0	0	0
Eagles	410	1722	4.2	66t	22
Opponents	331	1117	3.4	40	6

Scoring	TD	Ru	Pa	Rt	PAT	FG	2Pt	Pts
Walston	5	0	5	0	45/48	4/13	0	87
Pihos	10	0	10	0			0	60
Johnson	7	5	2	0			0	42
Giancanelli	6	1	5	0			0	36
Ziegler	5	5	0	0			0	30
Williams	4	3	1	0			0	24
Burk	3	3	0	0			0	18
Ledbetter	3	1	2	0			0	18
Parmer	2	2	0	0			0	12
Bednarik	1	0	0	1			0	6
Brewer	1	1	0	0			0	6
Scott	1	0	0	1			0	6
Thomason	1	1	0	0			0	6
Pollard	0	0	0	0	1/1	0/2	0	1
Eagles	49	22	25	2	46/49	4/15	0	352
Opponents	27	6	17	4	26/27	9/18	0	215

TEAM STATS	EAGLES	OPP
Total First Downs	256	186
Rushing	97	69
Passing	144	98
Penalty	15	19
3rd Down: Made/Att	na	na
3rd Down Pct.	na	na
4th Down: Made/Att	na	na
4th Down Pct.	na	na
Possession Avg.	na	na
Total Net Yards	4811	2998
Avg. Per Game	400.9	249.8
Total Plays	848	705
Avg. Per Play	5.7	4.3
Net Yards Rushing	1722	1117
Avg. Per Game	143.5	93.1
Total Rushes	410	331
Net Yards Passing	3089	1881
Avg. Per Game	257.4	156.8
Sacked/Yards Lost	268	408
Gross Yards	3357	2289
Att./Completions	438/224	374/167
Completion Pct.	51.1	44.7
Had Intercepted	31	24
Punts/Average	53/42.4	79/42.5
Net Punting Avg.	53/37.2	79/38.6
Penalties/Yards	84/779	63/606
Fumbles/Ball Lost	37/15	27/17
Touchdowns	49	27
Rushing	22	6
Passing	25	17
Returns	2	4

Receiving	No.	Yds	Avg	Lg	TD
Pihos	63	1049	16.7	59	10
Walston	41	750	18.3	62t	5
Williams	31	438	14.1	40	1
Giancanelli	20	346	17.3	47t	5
Ziegler	15	211	14.1	43	0
Parmer	14	89	6.4	15	0
Ledbetter	13	137	10.5	34t	2
Johnson	12	227	18.9	41	2
Pollard	7	33	4.7	24	0
Brewer	4	43	10.8	16	0
Schnelker	4	34	8.5	12	0
Eagles	224	3357	15.0	62t	25
Opponents	167	2289	13.7	66t	17

Punt Returns	Ret	FC	Yds	Avg	Lg	TD
Pollard	20	na	106	5.3	20	0
Williams	15	na	25	1.7	8	0
Johnson	5	na	14	2.8	14	0
Giancanelli	4	na	11	2.8	11	0
Hudson	2	na	10	5.0	10	0
Eagles	46	na	166	3.6	20	0
Opponents	45	na	257	5.7	54	0

INTs	No.	Yds	Avg	Lg	TD
Brookshier	8	41	5.1	22	0
Bednarik	6	116	19.3	41	1
Craft	4	46	11.5	27	0
Hudson	3	74	24.7	42	0
Van Buren	1	13	13.0	13	0
Stringer	1	7	7.0	7	0
Jarmoluk	1	2	2.0	2	0
Eagles	24	299	12.5	42	1
Opponents	31	351	11.3	39	1

Kickoff Returns	No.	Yds	Avg	Lg	TD
Williams	14	343	24.5	62	0
Pollard	13	301	23.2	49	0
Johnson	4	69	17.3	26	0
Giancanelli	2	45	22.5	38	0
Hudson	1	0	0.0	0	0
Parmer	1	18	18.0	18	0
Scott	1	0	0.0	0	0
Stringer	1	11	11.0	11	0
Eagles	37	787	21.3	62	0
Opponents	49	1208	24.7	104t	1

Score By Periods	Q1	Q2	Q3	Q4	OT	Pts
Eagles	72	94	68	118	0	352
Opponents	54	41	48	72	0	215

Punting	No	Yds	Avg	Net	TB	Lg	B
Burk	41	1765	43.0	39.3	0	66	0
Bednarik	12	483	40.3	38.1	0	54	0
Eagles	53	2248	42.4	37.2	1	66	0
Opponents	79	3354	42.5	38.6	7	64	0

Passing	Att	Cmp	Yds	Cmp%	Yds/Att	TD	TD%	Int	Int%	Lg	Sk/Lost	Rat
Thomason	304	162	2462	53.3	8.10	21	6.9	20	6.6	62t	na/129	75.9
Burk	119	56	788	47.1	6.62	4	3.4	9	7.6	61	na/120	48.6
Gambold	14	6	107	42.9	7.64	0	0.0	2	14.3	41	na/19	30.1
Ziegler	1	0	0	0.0	0.00	0	0.0	0	0.0	0	0/0	39.6
Eagles	438	224	3357	51.1	7.66	25	5.7	31	7.1	62t	na/268	66.2
Opponents	374	167	2289	44.7	6.12	17	4.5	24	6.4	66t	na/408	53.2

Pro Bowl Selections: LB Chuck Bednarik, C Ken Far-ragut, T Frank Kilroy, E Pete Pihos, T Lum Snyder, QB Bobby Thomason

1954 EAGLES STATISTICS



Record: 7-4-1, 2nd in Eastern Head Coach: Jim Trimble					
S-26	W	28-10	Cleveland	26,546	
O-03	W	35-16	at Chicago Cardinals	17,084	
O-09	W	24-22	Pittsburgh	37,322	
O-17	W	49-21	at Washington	22,051	
O-23	L	7-17	at Pittsburgh	39,075	
O-30	L	14-37	Green Bay	25,378	
N-07	W	30-14	Chicago Cardinals	21,963	
N-14	L	14-27	at New York	46,565	
N-21	L	0-6	at Cleveland	41,537	
N-28	W	41-33	Washington	18,517	
D-05	T	13-13	at Detroit	54,939	
D-12	W	29-14	New York	28,449	

Rushing	No.	Yds	Avg	Lg	TD
Parmer	119	408	3.4	24	0
Ledbetter	81	241	3.0	14	1
Williams	47	183	3.9	33	1
Worden	58	128	2.2	12	1
Moselle	29	114	3.9	14	1
Giancanelli	33	47	1.4	11	0
Thomason	10	45	4.5	19	0
Burk	15	18	1.2	15	0
Johnson	7	16	2.3	11	0
Pihos	1	-1	-1.0	-1	0
Norton	1	-3	-3.0	-3	0
Eagles	401	1196	3.0	33	4
Opponents	354	1063	3.0	50t	8

Scoring	TD	Ru	Pa	Rt	PAT	FG	2Pt	Pts
Walston	11	0	11	0	36/39	4/10	0	114
Pihos	10	0	10	0			0	60
Giancanelli	4	0	4	0			0	24
Ledbetter	4	1	3	0			0	24
Williams	4	1	3	0			0	24
Moselle	3	1	2	0			0	18
Norton	1	0	0	1			0	6
Willey	1	0	0	1			0	6
Worden	1	1	0	0			0	6
Team (safety)	0	0	0	0			0	2
Eagles	39	4	33	2	36/39	4/10	0	284
Opponents	27	8	13	6	25/27	13/28	0	230

* Opponents registered two safeties

TEAM STATS	EAGLES	OPP
Total First Downs	221	171
Rushing	66	64
Passing	139	84
Penalty	16	23
3rd Down: Made/Att	na	na
3rd Down Pct.	na	na
4th Down: Made/Att	na	na
4th Down Pct.	na	na
Possession Avg.	na	na
Total Net Yards	3803	2747
Avg. Per Game	316.9	228.9
Total Plays	802	699
Avg. Per Play	4.7	3.9
Net Yards Rushing	1196	1063
Avg. Per Game	99.7	88.6
Total Rushes	401	354
Net Yards Passing	2607	1684
Avg. Per Game	217.3	140.3
Sacked/Yards Lost	375	346
Gross Yards	2982	2030
Att./Completions	401/206	345/143
Completion Pct.	51.4	41.4
Had Intercepted	30	28
Punts/Average	73/40.0	71/42.3
Net Punting Avg.	73/34.7	71/38.2
Penalties/Yards	85/874	58/589
Fumbles/Ball Lost	38/22	32/22
Touchdowns	39	27
Rushing	4	8
Passing	33	13
Returns	2	6

Score By Periods	Q1	Q2	Q3	Q4	OT	Pts
Eagles	51	93	69	71	0	284
Opponents	52	43	95	40	0	230

Receiving	No.	Yds	Avg	Lg	TD
Pihos	60	872	14.5	34	10
Williams	44	668	15.2	84t	3
Walston	31	581	18.7	75t	11
Moselle	17	242	14.2	38t	2
Ledbetter	15	192	12.8	48t	3
Giancanelli	14	195	13.9	50t	4
Parmer	12	40	3.3	16	0
Worden	7	63	9.0	23	0
Luft	3	59	19.7	30	0
Willey	2	50	25.0	37	0
Johnson	1	20	20.0	20	0
Eagles	206	2982	14.5	84t	33
Opponents	143	2030	14.2	72t	13

Punting	No.	Yds	Avg	Net	TB	Lg	B
Burk	73	2918	40.0	34.7	4	58	0
Eagles	73	2918	40.0	34.7	4	58	0
Opponents	71	3006	42.3	38.2	1	72	0

Punt Returns	Ret	FC	Yds	Avg	Lg	TD
Williams	23	na	153	6.7	25	0
Norton	21	na	89	4.2	18	0
Bednarik	2	na	26	13.0	24	0
Barni	1	na	0	0.0	0	0
Cifelli TM	1	na	0	0.0	0	0
Sharkey	1	na	5	5.0	5	0
Eagles	49	na	273	5.6	25	0
Opponents	49	na	304	6.2	59t	1

Kickoff Returns	No.	Yds	Avg	Lg	TD
Giancanelli	17	387	22.8	33	0
Ledbetter	8	175	21.9	38	0
Moselle	7	149	21.3	27	0
Johnson	6	152	25.3	34	0
Bednarik	3	40	13.3	21	0
Snyder	2	18	9.0	13	0
Roffler	1	19	19.0	19	0
Stevens	1	6	6.0	6	0
Eagles	45	946	21.0	38	0
Opponents	52	1235	23.8	99t	2

Pro Bowl Selections: LB Chuck Bednarik, QB Adrian Burk, T Frank Kilroy, E Pete Pihos, LB Wayne Robinson, T Lum Snyder, E Norman Willey

Passing	Att	Cmp	Yds	Cmp%	Yds/Att	TD	TD%	Int	Int%	Lg	Sk/Lost	Rat
Burk	231	123	1740	53.2	7.53	23	10.0	17	7.4	84t	na/183	80.4
Thomason	170	83	1242	48.8	7.31	10	5.9	13	7.6	63	na/192	60.9
Eagles	401	206	2982	51.4	7.44	33	8.2	30	7.5	84t	na/375	72.1
Opponents	345	143	2030	41.4	5.88	13	3.8	28	8.1	72t	na/346	39.9

1955 EAGLES STATISTICS



Record: 4-7-1, t-4th in Eastern
Head Coach: Jim Trimble

S-24	W	27-17	New York	29,597
O-01	L	30-31	Washington	31,891
O-09	L	17-21	at Cleveland	43,974
O-15	L	7-13	at Pittsburgh	33,413
O-23	T	24-24	at Chicago Cardinals	24,620
O-30	W	24-0	Pittsburgh	31,164
N-06	L	21-34	at Washington	25,741
N-13	W	33-17	Cleveland	39,303
N-20	L	7-31	at New York	22,075
N-27	L	21-23	Los Angeles	31,648
D-04	W	27-3	Chicago Cardinals	19,478
D-11	L	10-17	at Chicago Bears	34,783

Rushing	No.	Yds	Avg	Lg	TD
Giancanelli	97	385	4.0	20	2
Goode LG	83	297	3.6	36	0
Goode TM	76	274	3.6	36	0
Norton	36	144	4.0	23t	1
Burk	36	132	3.7	30	2
Parmer	34	129	3.8	36	1
Wegert	26	120	4.6	38	2
Bielski	28	67	2.4	8	1
Ledbetter	21	48	2.3	7	0
Thomason	17	29	1.7	20	0
Johnson	3	1	0.3	4	0
Taliaferro	3	-2	-0.7	0	0
Walston	1	-3	-3.0	-3	0
Goldston	14	-7	-0.5	7	0
Eagles	392	1317	3.4	38	9
Opponents	455	1637	3.6	51	12

Scoring	TD	Ru	Pa	Rt	PAT	FG	2Pt	Pts
Bielski	1	1	0	0	23/24	9/23	0	56
Pihos	7	0	7	0			0	42
Stribling	6	0	6	0			0	36
Walston	3	0	3	0	6/7	2/3	0	30
Giancanelli	3	2	1	0			0	18
Norton	3	1	1	1			0	18
Bawel	2	0	0	2			0	12
Burk	2	2	0	0			0	12
Wegert	2	2	0	0			0	12
Ledbetter	1	0	1	0			0	6
Parmer	1	1	0	0			0	6
Eagles	31	9	19	3	29/31	11/26	0	248
Opponents	28	12	12	4	27/28	12/23	0	231

TEAM STATS

	EAGLES	OPP
Total First Downs	219	174
Rushing	71	89
Passing	128	69
Penalty	20	16
3rd Down: Made/Att	na	na
3rd Down Pct.	na	na
4th Down: Made/Att	na	na
4th Down Pct.	na	na
Possession Avg.	na	na
Total Net Yards	3789	3231
Avg. Per Game	315.8	269.3
Total Plays	792	727
Avg. Per Play	4.8	4.4
Net Yards Rushing	1317	1637
Avg. Per Game	109.8	136.4
Total Rushes	392	455
Net Yards Passing	2472	1594
Avg. Per Game	206.0	132.8
Sacked/Yards Lost	224	216
Gross Yards	2696	1810
Att./Completions	400/198	272/124
Completion Pct.	49.5	45.6
Had Intercepted	24	16
Punts/Average	61/42.9	74/39.1
Net Punting Avg.	61/39.2	74/37.5
Penalties/Yards	61/542	57/463
Fumbles/Ball Lost	35/21	27/20
Touchdowns	31	28
Rushing	9	12
Passing	19	12
Returns	3	3

Receiving	No.	Yds	Avg	Lg	TD
Pihos	62	864	13.9	40t	7
Stribling	38	568	14.9	56	6
Walston	27	443	16.4	63t	3
Giancanelli	25	379	15.2	59	1
Goode LG	11	152	13.8	50	0
Goode TM	10	137	13.7	50	0
Norton	11	125	11.4	36t	1
Bielski	8	48	6.0	19	0
Ledbetter	7	88	12.6	37t	1
Taliaferro	3	17	5.7	14	0
Wegert	3	17	5.7	12	0
Goldston	2	8	4.0	9	0
Bawel	1	6	6.0	6	0
Parmer	1	-4	-4.0	-4	0
Eagles	198	2696	13.6	63t	19
Opponents	124	1810	14.6	72t	12

INTs	No.	Yds	Avg	Lg	TD
Bawel	9	168	18.7	42t	2
Hudson	3	48	16.0	25	0
Bednarik	1	36	36.0	36	0
Ricca LG	1	33	33.0	33	0
Bell	1	30	30.0	30	0
Robinson	1	20	20.0	20	0
Carroccio LG	1	7	7.0	7	0
Norton	1	0	0.0	0	0
Eagles	16	302	18.9	42t	2
Opponents	24	228	9.5	53	0

Punt Returns	Ret	FC	Yds	Avg	Lg	TD
Norton	20	na	33	1.7	13	0
Bawel	15	na	32	2.1	17	0
Giancanelli	5	na	30	6.0	15	0
Hudson	1	na	0	0.0	0	0
Eagles	41	na	95	2.3	17	0
Opponents	36	na	206	5.7	66t	1

Kickoff Returns	No.	Yds	Avg	Lg	TD
Giancanelli	11	267	24.3	29	0
Bawel	8	169	21.1	41	0
Norton	8	281	35.1	96t	1
Wegert	4	87	21.8	28	0
Snyder	3	34	11.3	14	0
Goode LG	2	36	18.0	20	0
Goode TM	2	36	18.0	20	0
Ledbetter	1	21	21.0	21	0
Sharkey TM	1	11	11.0	11	0
Taliaferro	1	16	16.0	16	0
Eagles	39	922	23.6	96t	1
Opponents	40	987	24.7	61	0

Pro Bowl Selections: QB Adrian Burk, E Pete Pihos, LB Wayne Robinson, QB Bobby Thomason, T Jim Weatherall, E Norman Willey

Score By Periods

	Q1	Q2	Q3	Q4	OT	Pts
Eagles	23	61	61	103	0	248
Opponents	69	54	72	36	0	231

Punting	No	Yds	Avg	Net	TB	Lg	B
Burk	61	2615	42.9	39.2	1	75	0
Eagles	61	2615	42.9	39.2	1	75	0
Opponents	74	2890	39.1	37.5	1	54	1

Passing	Att	Cmp	Yds	Cmp%	Yds/Att	TD	TD%	Int	Int%	Lg	Sk/Lost	Rat
Burk	228	110	1359	48.2	5.96	9	3.9	17	7.5	59	na/192	49.2
Thomason	171	88	1337	51.5	7.82	10	5.8	7	4.1	63t	na/32	80.0
Norton	1	0	0	0.0	0.00	0	0.0	0	0.0	0	0/0	39.6
Eagles	400	198	2696	49.5	6.74	19	4.8	24	6.0	63t	na/224	62.3
Opponents	272	124	1810	45.6	6.65	12	4.4	16	5.9	72t	na/216	58.0

1956 EAGLES STATISTICS



Record: 3-8-1, 6th in Eastern Head Coach: Hugh Devore					
S-30	L	7-27	at Los Angeles	54,412	
O-06	W	13-9	Washington	26,607	
O-14	W	35-21	at Pittsburgh	31,375	
O-21	L	6-20	Chicago Cardinals	36,545	
O-28	L	3-20	at New York	40,960	
N-04	L	17-28	at Chicago Cardinals	27,609	
N-11	W	14-7	Pittsburgh	22,652	
N-18	L	0-16	Cleveland	25,894	
N-25	T	10-10	San Francisco	19,326	
D-02	L	14-17	at Cleveland	20,654	
D-09	L	17-19	at Washington	22,333	
D-15	L	7-21	New York	16,562	

Rushing	No.	Yds	Avg	Lg	TD	Scoring	TD	Ru	Pa	Rt	PAT	FG	2Pt	Pts
Keller	112	433	3.9	51t	4	Walston	3	0	3	0	17/18	6/13	0	53
Schaefer	102	320	3.1	11	2	Keller	4	4	0	0			0	24
Bielski	52	162	3.1	15	1	Burnine LG	2	0	2	0			0	12
Giancanelli	42	148	3.5	21	1	Burnine TM	2	0	2	0			0	12
Wegert	47	127	2.7	19	1	Schaefer	2	2	0	0			0	12
Berzinski	15	72	4.8	20	0	Thomason	2	2	0	0			0	12
Burk	17	61	3.6	11	0	Bell	1	0	0	1			0	6
Thomason	21	48	2.3	19	2	Bielski	1	1	0	0	0/0	0/1	0	6
B. Smith LG	11	18	1.6	7	0	Bredice	1	0	1	0			0	6
B. Smith TM	9	8	0.9	5	0	Giancanelli	1	1	0	0			0	6
Parmer	1	-2	-2.0	-2	0	Wegert	1	1	0	0			0	6
Eagles	418	1377	3.3	51t	11	Eagles	18	11	6	1	17/18	6/14	0	143
Opponents	513	1893	3.7	46	10	Opponents	25	10	15	0	23/25	14/21	0	215

TEAM STATS	EAGLES	OPP
Total First Downs	160	200
Rushing	73	110
Passing	74	69
Penalty	13	21
3rd Down: Made/Att	na	na
3rd Down Pct.	na	na
4th Down: Made/Att	na	na
4th Down Pct.	na	na
Possession Avg.	na	na
Total Net Yards	2654	3226
Avg. Per Game	221.2	268.8
Total Plays	667	756
Avg. Per Play	4.0	4.3
Net Yards Rushing	1377	1893
Avg. Per Game	114.8	157.8
Total Rushes	418	513
Net Yards Passing	1277	1333
Avg. Per Game	106.4	111.1
Sacked/Yards Lost	279	173
Gross Yards	1556	1506
Att./Completions	249/122	243/114
Completion Pct.	49.0	46.9
Had Intercepted	27	16
Punts/Average	68/41.8	68/41.0
Net Punting Avg.	68/37.6	68/36.0
Penalties/Yards	59/542	76/686
Fumbles/Ball Lost	25/11	17/11
Touchdowns	18	25
Rushing	11	10
Passing	6	15
Returns	1	0

Receiving	No.	Yds	Avg	Lg	TD
Walston	39	590	15.1	51t	3
Schaefer	13	117	9.0	27	0
Retzlaff	12	159	13.3	20	0
Burnine LG	10	208	20.8	52	2
Burnine TM	10	208	20.8	52	2
Bredice	10	146	14.6	40t	1
Giancanelli	10	104	10.4	18	0
Bielski	8	63	7.9	17	0
Keller	7	36	5.1	13	0
Wegert	6	46	7.7	19	0
Berzinski	3	35	11.7	17	0
Stribling	2	11	5.5	7	0
Rocky Ryan	1	31	31.0	31	0
Riley	1	10	10.0	10	0
Eagles	122	1556	12.8	52	6
Opponents	114	1506	13.2	64t	15

Punt Returns	Ret	FC	Yds	Avg	Lg	TD
Riley	17	na	73	4.3	35	0
Keller	15	na	146	9.7	40	0
Giancanelli	4	na	22	5.5	18	0
Eagles	36	na	241	6.7	40	0
Opponents	50	na	283	5.7	29	0

Kickoff Returns	No.	Yds	Avg	Lg	TD
Keller	15	353	23.5	32	0
Riley	15	381	25.4	59	0
Giancanelli	8	187	23.4	31	0
Pellegrini	2	47	23.5	26	0
Wiley	2	32	16.0	20	0
Bawel	1	25	25.0	25	0
Bednarik	1	17	17.0	17	0
Norton	1	31	31.0	31	0
B. Smith LG	1	14	14.0	14	0
Eagles	45	1073	23.8	59	0
Opponents	27	666	24.7	56	0

Pro Bowl Selections: LB Chuck Bednarik, T Buck Lansford, QB Bobby Thomason, T Jim Weatherall

Score By Periods	Q1	Q2	Q3	Q4	OT	Pts
Eagles	44	34	31	34	0	143
Opponents	31	56	59	69	0	215

Punting	No	Yds	Avg	Net	TB	Lg	B
Burk	68	2843	41.8	37.6	0	62	1
Eagles	68	2843	41.8	37.6	0	62	1
Opponents	68	2787	41.0	36.0	5	64	0

Passing	Att	Cmp	Yds	Cmp%	Yds/Att	TD	TD%	Int	Int%	Lg	Sk/Lost	Rat
Thomason	164	82	1119	50.0	6.82	4	2.4	21	12.8	52	na/166	40.7
Burk	82	39	426	47.6	5.20	1	1.2	6	7.3	40	na/113	36.9
Schaefer	3	1	11	33.3	3.67	1	33.3	0	0.0	11t	0/0	84.7
Eagles	249	122	1556	49.0	6.25	6	2.4	27	10.8	52	na/279	37.4
Opponents	243	114	1506	46.9	6.20	15	6.2	16	6.6	64t	na/173	60.1

1957 EAGLES STATISTICS



Record: 4-8, 5th in Eastern Head Coach: Hugh Devore

S-29	L	13-17	at Los Angeles	62,506
O-05	L	20-24	New York	28,342
O-13	L	7-24	at Cleveland	53,493
O-20	W	17-7	Cleveland	22,443
O-27	L	0-6	at Pittsburgh	27,016
N-03	W	38-21	at Chicago Cardinals	18,718
N-10	L	16-27	Detroit	29,320
N-17	L	0-13	at New York	42,845
N-24	W	21-12	Washington	20,730
D-01	W	7-6	Pittsburgh	16,364
D-08	L	7-42	at Washington	21,304
D-14	L	27-31	Chicago Cardinals	12,555

<u>Rushing</u>	<u>No.</u>	<u>Yds</u>	<u>Avg</u>	<u>Lg</u>	<u>TD</u>
Barnes	143	529	3.7	41	1
Peaks	125	495	4.0	35	1
Keller	57	195	3.4	15	0
Worden	42	133	3.2	17	0
Norton	2	73	36.5	61	0
Thomason	15	62	4.1	19	3
Dorow	17	52	3.1	14	2
McDonald	12	36	3.0	22	0
Walston	1	7	7.0	7	0
Youngelman	0	3	---	3	0
Jurgensen	10	-3	-0.3	8	2
Eagles	424	1582	3.7	61	9
Opponents	451	1714	3.8	64t	15

<u>Score By Periods</u>	<u>Q1</u>	<u>Q2</u>	<u>Q3</u>	<u>Q4</u>	<u>OT</u>	<u>Pts</u>
Eagles	37	36	27	73	0	173
Opponents	34	94	51	51	0	230

<u>Scoring</u>	<u>TD</u>	<u>Ru</u>	<u>Pa</u>	<u>Rt</u>	<u>PAT</u>	<u>FG</u>	<u>2Pt</u>	<u>Pts</u>
Walston	1	0	1	0	20/21	9/12	0	53
McDonald	3	0	3	0			0	18
Thomason	3	3	0	0			0	18
Barnes	2	1	1	0			0	12
Bielski	2	0	2	0	0/0	0/2	0	12
Dorow	2	2	0	0			0	12
Jurgensen	2	2	0	0			0	12
Rocky Ryan	2	0	2	0			0	12
Ji. Harris	1	0	0	1			0	6
Norton	1	0	0	1			0	6
Peaks	1	1	0	0			0	6
Stribling	1	0	1	0			0	6
Eagles	21	9	10	2	20/21	9/14	0	173
Opponents	27	15	10	2	26/27	14/29	0	230

TEAM STATS

	<u>EAGLES</u>	<u>OPP</u>
Total First Downs	149	199
Rushing	80	83
Passing	51	94
Penalty	18	22
3rd Down: Made/Att	na	na
3rd Down Pct.	na	na
4th Down: Made/Att	na	na
4th Down Pct.	na	na
Possession Avg.	na	na
Total Net Yards	2737	3683
Avg. Per Game	228.1	306.9
Total Plays	628	708
Avg. Per Play	4.4	5.2
Net Yards Rushing	1582	1714
Avg. Per Game	131.8	142.8
Total Rushes	424	451
Net Yards Passing	1155	1969
Avg. Per Game	96.3	164.1
Sacked/Yards Lost	224	114
Gross Yards	1379	2083
Att./Completions	204/99	257/133
Completion Pct.	48.5	51.8
Had Intercepted	23	17
Punts/Average	68/41.1	58/42.8
Net Punting Avg.	68/35.4	58/37.6
Penalties/Yards	75/654	65/642
Fumbles/Ball Lost	25/16	26/19
Touchdowns	21	27
Rushing	9	15
Passing	10	10
Returns	2	2

<u>Receiving</u>	<u>No.</u>	<u>Yds</u>	<u>Avg</u>	<u>Lg</u>	<u>TD</u>
Barnes	19	212	11.2	67t	1
Stribling	14	194	13.9	58t	1
Walston	11	266	24.2	49	1
Peaks	11	99	9.0	53	0
Retzlaff	10	120	12.0	28	0
McDonald	9	228	25.3	61t	3
Bielski	8	81	10.1	19	2
Burnine	7	63	9.0	16	0
Rocky Ryan	4	91	22.8	46t	2
Keller	4	31	7.8	30	0
Worden	1	3	3.0	3	0
Gaona	1	-9	-9.0	-9	0
Eagles	99	1379	13.9	67t	10
Opponents	133	2083	15.7	64	10

<u>Punt Returns</u>	<u>Ret</u>	<u>FC</u>	<u>Yds</u>	<u>Avg</u>	<u>Lg</u>	<u>TD</u>
McDonald	26	na	127	4.9	28	0
Keller	9	na	59	6.6	38	0
Ji. Harris	1	na	0	0.0	0	0
Norton	1	na	13	13.0	13	0
Eagles	37	na	199	5.4	38	0
Opponents	45	na	351	7.8	36	0

<u>INTs</u>	<u>No.</u>	<u>Yds</u>	<u>Avg</u>	<u>Lg</u>	<u>TD</u>
Norton	4	155	38.8	99t	1
Brookshier	4	74	18.5	40	0
Ji. Harris	3	99	33.0	65t	1
Bednarik	3	51	17.0	37	0
Bell	2	38	19.0	38	0
Wydo	1	25	25.0	25	0
Eagles	17	442	26.0	99t	2
Opponents	23	340	14.8	55	1

<u>Kickoff Returns</u>	<u>No.</u>	<u>Yds</u>	<u>Avg</u>	<u>Lg</u>	<u>TD</u>
Keller	15	320	21.3	37	0
McDonald	11	304	27.6	50	0
Peaks	5	98	19.6	27	0
Worden	4	63	15.8	19	0
Bielski	2	11	5.5	10	0
Norton	2	33	16.5	18	0
Bell	1	7	7.0	7	0
Wydo	1	2	2.0	2	0
Eagles	41	838	20.4	50	0
Opponents	31	737	23.8	42	0

<u>Punting</u>	<u>No</u>	<u>Yds</u>	<u>Avg</u>	<u>Net</u>	<u>TB</u>	<u>Lg</u>	<u>B</u>
Norton	68	2798	41.1	35.4	2	63	1
Eagles	68	2798	41.1	35.4	2	63	1
Opponents	58	2481	42.8	37.6	5	59	1

Pro Bowl Selections: FB Bill Barnes, LB Chuck Bednarik, S Jerry Norton, E Tom Scott

<u>Passing</u>	<u>Att</u>	<u>Cmp</u>	<u>Yds</u>	<u>Cmp%</u>	<u>Yds/Att</u>	<u>TD</u>	<u>TD%</u>	<u>Int</u>	<u>Int%</u>	<u>Lg</u>	<u>Sk/Lost</u>	<u>Rat</u>
Thomason	92	46	630	50.0	6.85	4	4.3	10	10.9	67t	na/46	47.2
Jurgensen	70	33	470	47.1	6.71	5	7.1	8	11.4	61t	na/88	53.6
Dorow	36	17	212	47.2	5.89	1	2.8	4	11.1	49	na/90	35.6
Peaks	3	2	56	66.7	18.67	0	0.0	1	33.3	37	0/0	70.1
McDonald	1	1	11	100.0	11.00	0	0.0	0	0.0	11	0/0	112.5
Barnes	1	0	0	0.0	0.00	0	0.0	0	0.0	0	0/0	39.6
Norton	1	0	0	0.0	0.00	0	0.0	0	0.0	0	0/0	39.6
Eagles	204	99	1379	48.5	6.76	10	4.9	23	11.3	67t	na/224	47.4
Opponents	257	133	2083	51.8	8.11	10	3.9	17	6.6	64	na/114	64.4

1958 EAGLES STATISTICS



Record: 2-9-1, t-5th in Eastern
Head Coach: Buck Shaw

S-28	L	14-24	Washington	36,850
O-05	W	27-24	New York	23,178
O-12	L	3-24	at Pittsburgh	23,153
O-19	L	24-30	San Francisco	33,110
O-26	L	35-38	at Green Bay	31,043
N-02	T	21-21	at Chicago Cardinals	17,486
N-09	L	24-31	Pittsburgh	26,306
N-16	W	49-21	Chicago Cardinals	18,315
N-23	L	14-28	at Cleveland	51,319
N-30	L	10-24	at New York	35,438
D-07	L	14-21	Cleveland	36,773
D-14	L	0-20	at Washington	22,621

TEAM STATS

	EAGLES	OPP
Total First Downs	222	225
Rushing	72	101
Passing	125	100
Penalty	25	24
3rd Down: Made/Att	na	na
3rd Down Pct.	na	na
4th Down: Made/Att	na	na
4th Down Pct.	na	na
Possession Avg.	na	na
Total Net Yards	3790	4047
Avg. Per Game	315.8	337.3
Total Plays	736	777
Avg. Per Play	5.1	5.2
Net Yards Rushing	1093	1929
Avg. Per Game	91.1	160.8
Total Rushes	334	488
Net Yards Passing	2697	2118
Avg. Per Game	224.8	176.5
Sacked/Yards Lost	75	126
Gross Yards	2772	2244
Att./Completions	402/214	289/138
Completion Pct.	53.2	47.8
Had Intercepted	21	15
Punts/Average	54/41.2	53/43.1
Net Punting Avg.	54/33.4	53/36.1
Penalties/Yards	55/570	74/722
Fumbles/Ball Lost	41/22	18/12
Touchdowns	31	39
Rushing	13	15
Passing	18	22
Returns	0	2

Rushing	No.	Yds	Avg	Lg	TD
Barnes	156	551	3.5	70t	7
Peaks	115	386	3.4	23	3
Wells	24	92	3.8	12	1
Kowalczyk	17	43	2.5	17	1
Myers	9	23	2.6	15	0
Van Brocklin	8	5	0.6	2	1
Jurgensen	1	1	1.0	1	0
McDonald	3	-4	-1.3	5	0
Retzlaff	1	-4	-4.0	-4	0
Eagles	334	1093	3.3	70t	13
Opponents	488	1929	4.0	55t	15

Receiving	No.	Yds	Avg	Lg	TD
Retzlaff	56	766	13.7	49	2
Barnes	35	423	12.1	33	0
McDonald	29	603	20.8	91t	9
Peaks	29	248	8.6	33t	2
Bielski	23	234	10.2	30	1
Walston	21	298	14.2	71t	3
Kowalczyk	8	72	9.0	15	0
Wells	4	49	12.3	21	0
Myers	4	25	6.3	13	0
Mitcham	3	39	13.0	20	1
Nacrelli	2	15	7.5	11	0
Eagles	214	2772	13.0	91t	18
Opponents	138	2244	16.3	71t	22

INTs	No.	Yds	Avg	Lg	TD
Pellegrini	4	90	22.5	40	0
Bell	2	33	16.5	33	0
Scott	2	15	7.5	10	0
Ryan TM	1	38	38.0	38	0
Hudson	1	15	15.0	15	0
Riley	1	8	8.0	8	0
Koman	1	5	5.0	5	0
Kowalczyk	1	2	2.0	2	0
Brookshier	1	0	0.0	0	0
Norton	1	0	0.0	0	0
Eagles	15	206	13.7	40	0
Opponents	21	242	11.5	39	0

Punting	No	Yds	Avg	Net	TB	Lg	B
Van Brocklin	54	2225	41.2	33.4	3	58	1
Eagles	54	2225	41.2	33.4	3	58	1
Opponents	53	2285	43.1	36.1	2	66	0

Score By Periods	Q1	Q2	Q3	Q4	OT	Pts
Eagles	65	69	38	63	0	235
Opponents	75	117	62	52	0	306

Scoring	TD	Ru	Pa	Rt	PAT	FG	2Pt	Pts
Walston	3	0	3	0	31/31	6/14	0	67
McDonald	9	0	9	0			0	54
Barnes	7	7	0	0			0	42
Peaks	5	3	2	0			0	30
Retzlaff	2	0	2	0			0	12
Bielski	1	0	1	0			0	6
Kowalczyk	1	1	0	0			0	6
Mitcham	1	0	1	0			0	6
Van Brocklin	1	1	0	0			0	6
Wells	1	1	0	0			0	6
Eagles	31	13	18	0	31/31	6/14	0	235
Opponents	39	15	22	2	39/39	11/23	0	306

Punt Returns	Ret	FC	Yds	Avg	Lg	TD
Wells	19	na	158	8.3	65	0
McDonald	18	na	135	7.5	35	0
Riley	7	na	27	3.9	10	0
Koman	1	na	5	5.0	5	0
Norton	1	na	8	8.0	8	0
Ryan TM	1	na	0	0.0	0	0
Eagles	47	na	333	7.1	65	0
Opponents	41	na	363	8.9	68t	1

Kickoff Returns	No.	Yds	Avg	Lg	TD
McDonald	14	262	18.7	32	0
Wells	14	336	24.0	44	0
Riley	9	205	22.8	35	0
Bielski	5	66	13.2	18	0
Jacobs	2	24	12.0	20	0
Koman	1	7	7.0	7	0
Eagles	45	900	20.0	44	0
Opponents	40	961	24.0	98t	1

Pro Bowl Selections: FB Bill Barnes, WR Tommy McDonald, S Jerry Norton, E Pete Retzlaff, E Tom Scott, QB Norman Van Brocklin

Passing	Att	Cmp	Yds	Cmp%	Yds/Att	TD	TD%	Int	Int%	Lg	Sk/Lost	Rat
Van Brocklin	374	198	2409	52.9	6.44	15	4.0	20	5.3	91t	na/46	64.1
Jurgensen	22	12	259	54.5	11.77	0	0.0	1	4.5	61	na/29	77.6
Barnes	6	4	104	66.7	17.33	3	50.0	0	0.0	71t	0/0	149.3
Eagles	402	214	2772	53.2	6.90	18	4.5	21	5.2	91t	na/75	68.3
Opponents	289	138	2244	47.8	7.76	22	7.6	15	5.2	71t	na/126	78.0

1959 EAGLES STATISTICS



Record: 7-5, t-2nd in Eastern
Head Coach: Buck Shaw

S-27	L	14-24	at San Francisco	41,697
O-04	W	49-21	New York	27,023
O-11	W	28-24	Pittsburgh	27,343
O-18	L	7-24	at New York	68,783
O-25	W	28-24	at Chicago Cardinals	20,112
N-01	W	30-23	Washington	39,854
N-08	L	7-28	at Cleveland	58,275
N-15	W	27-17	Chicago Cardinals	28,887
N-22	W	23-20	Los Angeles	47,425
N-29	L	0-31	at Pittsburgh	22,191
D-06	W	34-14	at Washington	24,325
D-13	L	21-28	Cleveland	45,952

<u>Rushing</u>	<u>No.</u>	<u>Yds</u>	<u>Avg</u>	<u>Lg</u>	<u>TD</u>
Barnes	181	687	3.8	61t	7
Peaks	124	451	3.6	34	3
Sapp	41	145	3.5	17	1
Kowalczyk	26	37	1.4	6	0
Van Brocklin	11	13	1.2	12	2
Walston	2	8	4.0	7	0
Pagliei	2	-5	-2.5	1	0
McDonald	2	-10	-5.0	-4	0
Retzlaff	2	-11	-5.5	-5	0
Eagles	391	1315	3.4	61t	13
Opponents	429	2068	4.8	80t	15

<u>Score By Periods</u>	<u>Q1</u>	<u>Q2</u>	<u>Q3</u>	<u>Q4</u>	<u>OT</u>	<u>Pts</u>
Eagles	34	106	59	69	0	268
Opponents	55	88	42	93	0	278

<u>Scoring</u>	<u>TD</u>	<u>Ru</u>	<u>Pa</u>	<u>Rt</u>	<u>PAT</u>	<u>FG</u>	<u>2Pt</u>	<u>Pts</u>
McDonald	11	0	10	1			0	66
Barnes	9	7	2	0			0	54
Walston	3	0	3	0	33/34	0/1	0	51
Cothren	0	0	0	0	1/1	8/18	0	25
Peaks	3	3	0	0			0	18
Van Brocklin	2	2	0	0			0	12
Bielski	1	0	1	0	0/0	0/5	0	6
Huth	1	0	0	1			0	6
Owens	1	0	0	1			0	6
Powell	1	0	0	1			0	6
Retzlaff	1	0	1	0			0	6
Sapp	1	1	0	0			0	6
Weber	1	0	0	1			0	6
Eagles	35	13	17	5	34/35	8/24	0	268
Opponents	36	15	17	4	35/36	9/20	0	278

TEAM STATS

	<u>EAGLES</u>	<u>OPP</u>
Total First Downs	211	220
Rushing	78	103
Passing	120	101
Penalty	13	16
3rd Down: Made/Att	na	na
3rd Down Pct.	na	na
4th Down: Made/Att	na	na
4th Down Pct.	na	na
Possession Avg.	na	na
Total Net Yards	3887	3938
Avg. Per Game	323.9	328.2
Total Plays	743	721
Avg. Per Play	5.2	5.5
Net Yards Rushing	1315	2068
Avg. Per Game	109.6	172.3
Total Rushes	391	429
Net Yards Passing	2572	1870
Avg. Per Game	214.3	155.8
Sacked/Yards Lost	na/72	na/204
Gross Yards	2644	2074
Att./Completions	352/194	292/144
Completion Pct.	55.1	49.3
Had Intercepted	16	20
Punts/Average	54/42.7	48/41.1
Net Punting Avg.	54/36.2	48/34.9
Penalties/Yards	52/501	47/457
Fumbles/Ball Lost	26/8	28/20
Touchdowns	35	36
Rushing	13	15
Passing	17	17
Returns	5	4

<u>Receiving</u>	<u>No.</u>	<u>Yds</u>	<u>Avg</u>	<u>Lg</u>	<u>TD</u>
McDonald	47	846	18.0	71	10
Retzlaff	34	595	17.5	45	1
Barnes	32	314	9.8	47t	2
Peaks	28	209	7.5	23	0
Walston	16	279	17.4	40	3
Bielski	15	264	17.6	57	1
Kowalczyk	9	33	3.7	13	0
Sapp	6	47	7.8	13	0
MacAfee TM	5	48	9.6	14	0
Pagliei	2	9	4.5	11	0
Eagles	194	2644	13.6	71	17
Opponents	144	2074	14.4	51	17

<u>INTs</u>	<u>No.</u>	<u>Yds</u>	<u>Avg</u>	<u>Lg</u>	<u>TD</u>
Carr	5	65	13.0	26	0
Pellegrini	3	42	14.0	39	0
Powell	3	17	5.7	17	0
Brookshier	3	13	4.3	8	0
Weber	2	8	4.0	8	0
Johnson	1	22	22.0	22	0
M. Campbell	1	0	0.0	0	0
Khayat	1	0	0.0	0	0
Riley	1	0	0.0	0	0
Eagles	20	167	8.4	39	0
Opponents	16	360	22.5	70t	2

<u>Punting</u>	<u>No</u>	<u>Yds</u>	<u>Avg</u>	<u>Net</u>	<u>TB</u>	<u>Lg</u>	<u>B</u>
Van Brocklin	53	2263	42.7	36.2	2	59	1
Pagliei	1	45	45.0	45.0	0	45	0
Eagles	54	2308	42.7	36.2	2	59	1
Opponents	48	1975	41.1	34.9	3	60	0

<u>Punt Returns</u>	<u>Ret</u>	<u>FC</u>	<u>Yds</u>	<u>Avg</u>	<u>Lg</u>	<u>TD</u>
McDonald	21	na	115	5.5	81t	1
Powell	15	na	124	8.3	58t	1
Eagles	36	na	239	6.6	81t	2
Opponents	40	na	312	7.8	65	1

<u>Kickoff Returns</u>	<u>No.</u>	<u>Yds</u>	<u>Avg</u>	<u>Lg</u>	<u>TD</u>
McDonald	24	444	18.5	36	0
Powell	14	379	27.1	95	0
Wilson	2	4	2.0	4	0
DeLucca	1	0	0.0	0	0
Nocera	1	15	15.0	15	0
Eagles	42	842	20.0	95	0
Opponents	37	819	22.1	34	0

Pro Bowl Selections: FB Bill Barnes, CB Tom Brookshier, T Marion Campbell, WR Tommy McDonald, T Jess Richardson, QB Norman Van Brocklin

<u>Passing</u>	<u>Att</u>	<u>Cmp</u>	<u>Yds</u>	<u>Cmp%</u>	<u>Yds/Att</u>	<u>TD</u>	<u>TD%</u>	<u>Int</u>	<u>Int%</u>	<u>Lg</u>	<u>Sk/Lost</u>	<u>Rat</u>
Van Brocklin	340	191	2617	56.2	7.70	16	4.7	14	4.1	71	na/72	79.5
Barnes	7	0	0	0.0	0.00	0	0.0	2	28.6	0	0/0	0.0
Jurgensen	5	3	27	60.0	5.40	1	20.0	0	0.0	19t	0/0	114.2
Eagles	352	194	2644	55.1	7.51	17	4.8	16	4.5	71	na/72	76.5
Opponents	292	144	2074	49.3	7.10	17	5.8	20	6.8	51	na/204	63.6

1961 EAGLES STATISTICS



Record: 10-4, 2nd in Eastern
Head Coach: Nick Skorich

S-17	W	27-20	Cleveland	60,671
S-24	W	14-7	Washington	50,108
O-01	L	27-30	St. Louis	59,399
O-08	W	21-16	Pittsburgh	60,671
O-15	W	20-7	at St. Louis	20,262
O-22	W	43-7	at Dallas	25,000
O-29	W	27-24	at Washington	31,066
N-05	W	16-14	Chicago	60,671
N-12	L	21-38	at NY Giants	62,800
N-19	L	24-45	at Cleveland	68,399
N-26	W	35-13	Dallas	60,127
D-03	W	35-24	at Pittsburgh	21,653
D-10	L	24-28	NY Giants	60,671
D-17	W	27-24	at Detroit	44,231
PLAYOFF BOWL (at Miami)				
J-06	L	10-38	Detroit	25,612

TEAM STATS

	EAGLES	OPP
Total First Downs	252	267
Rushing	78	116
Passing	158	145
Penalty	16	6
3rd Down: Made/Att	na	na
3rd Down Pct.	na	na
4th Down: Made/Att	na	na
4th Down Pct.	na	na
Possession Avg.	na	na
Total Net Yards	5112	4927
Avg. Per Game	365.1	351.9
Total Plays	na	na
Avg. Per Play	na	na
Net Yards Rushing	1507	2007
Avg. Per Game	107.6	143.4
Total Rushes	373	474
Net Yards Passing	3605	2920
Avg. Per Game	257.5	208.6
Sacked/Yards Lost	na/219	na/263
Gross Yards	3824	3183
Att./Completions	429/241	383/224
Completion Pct.	56.2	58.5
Had Intercepted	26	17
Punts/Average	55/43.7	64/41.8
Net Punting Avg.	na/na	na/na
Penalties/Yards	42/500	62/684
Fumbles/Ball Lost	25/14	27/16
Touchdowns	46	38
Rushing	10	12
Passing	34	23
Returns	2	3

Rushing	No.	Yds	Avg	Lg	TD
Peaks	135	471	3.5	33	5
Brown	50	338	6.8	47	1
Dean	66	321	4.9	44	2
Barnes	92	309	3.4	43	1
Jurgensen	20	27	1.4	14	0
Sapp	7	24	3.4	8	1
Hill	2	9	4.5	7	0
Retzlaff	1	8	8.0	8	0
Eagles	373	1507	4.0	47	10
Opponents	474	2007	4.2	54t	12

Receiving	No.	Yds	Avg	Lg	TD
McDonald	64	1144	17.9	66	13
Retzlaff	50	769	15.4	61t	8
Walston	34	569	16.7	68	2
Peaks	32	472	14.8	48	0
Dean	21	335	16.0	60t	1
Barnes	15	194	12.9	59t	3
Brown	14	264	18.9	65	2
Lucas	8	67	8.4	18	5
Sapp	3	10	3.3	8	0
Eagles	241	3824	15.9	69	34
Opponents	224	3183	14.2	84t	23

INTs	No.	Yds	Avg	Lg	TD
Burroughs	7	90	12.9	42	0
Cross	2	36	18.0	36	0
Bednarik	2	33	16.5	33	0
Brookshier	2	20	10.0	20	0
Carr	2	20	10.0	20	0
Baughan	1	22	22.0	22	0
Taseff LG	1	15	15.0	15	0
Weber	1	15	15.0	15	0
Nocera	0	3	0.0	3	0
Eagles	17	239	14.1	42	0
Opponents	26	294	11.3	65t	1

Punting	No	Yds	Avg	Net	TB	Lg	B
Hill	55	2403	43.7	na	na	64	0
Eagles	55	2403	43.7	na	na	64	0
Opponents	64	2675	41.8	na	na	69	1

Punt Returns	Ret	FC	Yds	Avg	Lg	TD
Dean	18	na	140	7.8	28	0
Brown	8	na	125	15.6	66t	1
Cross	7	na	77	11.0	21	0
Taseff LG	5	na	39	7.8	23	0
Baughan	1	na	11	11.0	11	0
Eagles	34	na	353	10.4	66t	1
Opponents	30	na	235	7.8	73t	1

Score By Periods	Q1	Q2	Q3	Q4	OT	Pts
Eagles	94	89	92	86	0	361
Opponents	61	72	78	86	0	297

Scoring	TD	Ru	Pa	Rt	PAT	FG	2Pt	Pts
Walston	2	0	2	0	43/45	14/25	0	97
McDonald	13	0	13	0			0	78
Retzlaff	8	0	8	0			0	48
Brown	5	1	2	2			0	30
Lucas	5	0	5	0			0	30
Peaks	5	5	0	0			0	30
Barnes	4	1	3	0			0	24
Dean	3	2	1	0			0	18
Sapp	1	1	0	0			0	6
Eagles	46	10	34	2	43/45	14/25	0	361
Opponents	38	12	23	3	36/38	11/24	0	297

Kickoff Returns	No.	Yds	Avg	Lg	TD
Brown	29	811	28.0	105t	1
Dean	21	462	22.0	34	0
Peaks	2	29	14.5	17	0
Cross	1	11	11.0	11	0
Eagles	53	1313	24.8	105t	1
Opponents	58	1224	21.1	91t	1

Walston: (22G,18G,12N) () (19G,16G, N) () (19G, 42G) (20G,26N) (N,13G,33G) (B, N,12G) (42N, 43N) (34G) () (31N) (26G,45N,44N) (21G,10G)
Opponents: (20G,21G) (N,35N) (27G) (49N,23G) (N) (54N) (46N,48N,52G) (B, N) (11G) (54N,17G) (42G,32G) (36G) (23N,33B) (49G,41N)

Pro Bowl Selections: LB Maxie Baughan, HB Ted Dean, WR Tommy McDonald, E/K Bobby Walston (QB Sonny Jurgensen and T J. D. Smith also selected but did not play because of injury)

WHAT WAS THE PLAYOFF BOWL?

Following the 1961 and 1966 seasons, the Eagles participated in the Playoff Bowl. If case you never heard of the Playoff Bowl, here's the scoop. From 1960-1969, the National Football League took each conference's runner-up and matched them up in a consolation game at the Orange Bowl in Miami. The Eagles, by the way, lost both of their Playoff Bowl appearances (38-10 to Detroit in 1962 and 20-14 to Baltimore in 1967).

Passing	Att	Cmp	Yds	Cmp%	Yds/Att	TD	TD%	Int	Int%	Lg	Sk/Lost	Rat
Jurgensen	416	235	3723	56.5	8.95	32	7.7	24	5.8	69	na/211	88.1
Hill	12	6	101	50.0	8.42	2	16.7	2	16.7	23	na/8	78.8
Peaks	1	0	0	0.0	0.00	0	0.0	0	0.0	0	na/0	39.6
Eagles	429	241	3824	56.2	8.91	34	7.9	26	6.1	69	na/219	87.2
Opponents	383	224	3183	58.5	8.31	23	6.0	17	4.4	84t	na/263	87.0

1962 EAGLES STATISTICS



Record: 3-10-1, 7th in Eastern Head Coach: Nick Skorich					
S-16	L	21-27	St. Louis	60,671	
S-23	L	13-29	NY Giants	60,671	
S-30	W	35-7	Cleveland	60,671	
O-06	L	7-13	at Pittsburgh	23,164	
O-14	L	19-41	at Dallas	18,645	
O-21	L	21-27	Washington	60,671	
O-28	L	21-31	at Minnesota	30,071	
N-04	T	14-14	at Cleveland	63,848	
N-11	L	0-49	Green Bay	60,671	
N-18	L	14-19	at NY Giants	62,705	
N-25	W	28-14	Dallas	58,070	
D-02	W	37-14	at Washington	32,229	
D-09	L	17-26	Pittsburgh	60,671	
D-16	L	35-45	at St. Louis	14,989	

TEAM STATS	EAGLES	OPP
Total First Downs	235	275
Rushing	76	128
Passing	146	129
Penalty	13	18
3rd Down: Made/Att	na	na
3rd Down Pct.	na	na
4th Down: Made/Att	na	na
4th Down Pct.	na	na
Possession Avg.	na	na
Total Net Yards	4540	5046
Avg. Per Game	324.3	360.4
Total Plays	na	na
Avg. Per Play	na	na
Net Yards Rushing	1155	2126
Avg. Per Game	82.5	151.9
Total Rushes	324	526
Net Yards Passing	3385	2920
Avg. Per Game	241.8	208.6
Sacked/Yards Lost	na/247	na/103
Gross Yards	3632	3023
Att./Completions	428/228	363/198
Completion Pct.	53.3	54.5
Had Intercepted	31	26
Punts/Average	64/42.9	42/38.2
Net Punting Avg.	na/na	na/na
Penalties/Yards	58/619	48/479
Fumbles/Ball Lost	25/13	22/13
Touchdowns	38	43
Rushing	13	23
Passing	23	16
Returns	2	4

Rushing	No.	Yds	Avg	Lg	TD
Brown	137	545	4.0	61t	5
Peaks	137	447	3.3	48	3
Sapp	23	53	2.3	17	2
Jurgensen	17	44	2.6	30	2
Hill	4	40	10.0	22	1
R.Smith	1	13	13.0	13	0
Douglas	4	7	1.8	6	0
Cassady LG	1	6	6.0	6	0
Cassady TM	1	6	6.0	6	0
Eagles	324	1155	3.6	61t	13
Opponents	526	2126	4.0	39	23

Receiving	No.	Yds	Avg	Lg	TD
McDonald	58	1146	19.8	60t	10
Brown	52	849	16.3	82t	6
Peaks	39	347	8.9	27	0
Retzlaff	30	584	19.5	84	3
Lucas	19	236	12.4	24	1
Cassady LG	14	188	13.4	47t	2
Cassady TM	14	188	13.4	47t	2
Sapp	6	80	13.3	34	0
Budd	5	130	26.0	49t	1
Walston	4	43	10.8	16	0
R.Smith	1	29	29.0	29	0
Eagles	228	3632	15.9	84	23
Opponents	198	3023	15.3	77t	16

INTs	No.	Yds	Avg	Lg	TD
Burroughs	7	96	13.7	28	0
Cross	5	46	9.2	22	0
Scotti	4	72	18.0	39	0
Carr	3	59	19.7	25	0
McClellan	3	2	0.7	2	0
Harrison	2	14	7.0	12	0
Baughan	1	0	0.0	0	0
Nocera	1	0	0.0	0	0
Eagles	26	289	11.1	39	0
Opponents	31	555	17.9	100t	2

Kickoff Returns	No.	Yds	Avg	Lg	TD
Brown	30	831	27.7	99t	1
Cassady LG	24	482	20.1	34	0
Cassady TM	14	249	17.8	34	0
Douglas	6	136	22.7	40	0
Dean	4	83	20.8	28	0
Baughan	3	9	3.0	7	0
Cross	2	72	36.0	37	0
Woulfe	2	5	2.5	5	0
Eagles	61	1385	22.7	99t	1
Opponents	56	1459	26.1	101t	1

Score By Periods	Q1	Q2	Q3	Q4	OT	Pts
Eagles	83	69	66	64	0	282
Opponents	65	164	54	73	0	356

Scoring	TD	Ru	Pa	Rt	PAT	FG	2Pt	Pts
Brown	13	5	6	2			0	78
McDonald	10	0	10	0			0	60
Walston	0	0	0	0	36/38	4/15	0	48
Peaks	3	3	0	0			0	18
Retzlaff	3	0	3	0			0	18
Cassady LG	2	0	2	0			0	12
Cassady TM	2	0	2	0			0	12
Jurgensen	2	2	0	0			0	12
Sapp	2	2	0	0			0	12
Budd	1	0	1	0			0	6
Hill	1	1	0	0			0	6
Lucas	1	0	1	0			0	6
Wittenborn	0	0	0	0	0/0	2/4	0	6
Eagles	38	13	23	2	36/38	6/19	0	282
Opponents	43	23	16	4	41/43	19/37	0	356

Punting	No	Yds	Avg	Net	TB	Lg	B
Hill	64	2747	42.9	na	na	80	0
Eagles	64	2747	42.9	na	na	80	0
Opponents	42	1603	38.2	1	0	65	0

Punt Returns	Ret	FC	Yds	Avg	Lg	TD
Cassady LG	8	7	49	6.1	13	0
Cassady TM	1	4	2	2.0	2	0
Brown	6	1	81	13.5	38	0
McDonald	5	1	8	1.6	6	0
Cross	1	3	2	2.0	2	0
R.Smith	1	0	2	2.0	2	0
Jonas	0	2	0	0.0	0	0
Eagles	14	11	95	6.8	38	0
Opponents	24	18	174	7.3	60	0

Walston: (N) (N, N, N, 18G, 29G) () () (36G, 9G)
() (34N, 47N) (26N, 41N) () () (32N, 35N, 16N) ()
() ()

Wittenborn: () () () () () () () () () () (B, 27G)
(45N, 18G) ()

Opponents: (N, N) (48G, 27G, 16G) (42N, 47N)
(14G, 10G, 46N, 14B) (40G, 50N, 11G) () (N, 28G, 9G)
(47N, 42G, 14N, 33N) (11B, 41N, 45N) (25N) (43N, 28G,
20G, 37G, 26G) (34N) () (N) (21G, 46G, 28G, 29G) (42G)

Pro Bowl Selections: HB Tim Brown, WR Tommy McDonald

Passing	Att	Cmp	Yds	Cmp%	Yds/Att	TD	TD%	Int	Int%	Lg	Sk/Lost	Rat
Jurgensen	366	196	3261	53.6	8.91	22	6.0	26	7.1	84	na/212	74.3
Hill	61	31	361	50.8	5.92	0	0.0	5	8.2	37	na/35	34.9
McDonald	1	1	10	100.0	10.00	1	100.0	0	0.0	10t	na/0	147.9
Eagles	428	228	3632	53.3	8.49	23	5.4	31	7.2	84	na/247	69.6
Opponents	363	198	3023	54.5	8.33	16	4.4	26	7.2	77t	na/103	67.1

1963 EAGLES STATISTICS



Record: 2-10-2, 7th in Eastern
Head Coach: Nick Skorich

S-15	T	21-21	Pittsburgh	58,205
S-22	L	24-28	St. Louis	60,671
S-29	L	14-37	NY Giants	60,671
O-06	W	24-21	Dallas	60,671
O-13	W	37-24	at Washington	49,219
O-20	L	7-37	at Cleveland	75,174
O-27	L	7-16	at Chicago	48,514
N-03	L	17-23	Cleveland	60,671
N-10	L	14-42	at NY Giants	62,936
N-17	L	20-27	at Dallas	23,694
N-24	L	10-13	Washington	60,671
D-01	T	20-20	at Pittsburgh	16,721
D-08	L	14-38	at St. Louis	15,979
D-15	L	13-34	Minnesota	57,403

<u>Rushing</u>	<u>No.</u>	<u>Yds</u>	<u>Avg</u>	<u>Lg</u>	<u>TD</u>
Brown	192	841	4.4	34	6
Dean	79	268	3.4	26	0
Peaks	64	212	3.3	26	1
Jurgensen	13	38	2.9	13	1
Guglielmi LG	4	23	5.8	20	0
Guglielmi TM	1	20	20.0	20	0
Dudley	11	21	1.9	6	0
Sapp TM	8	21	2.6	9	0
Woodeshick	5	18	3.6	11	0
Hill	3	-1	-0.3	6	0
Eagles	376	1438	3.8	34	8
Opponents	466	1985	4.3	70t	17

<u>Receiving</u>	<u>No.</u>	<u>Yds</u>	<u>Avg</u>	<u>Lg</u>	<u>TD</u>
Retzlaff	57	895	15.7	46	4
McDonald	41	731	17.8	75t	8
Brown	36	487	13.5	80t	4
Peaks	22	167	7.6	23	1
Goodwin	15	215	14.3	35t	4
Dean	14	108	7.7	20	0
R.Smith	5	63	12.6	16	1
Dudley	1	8	8.0	8	0
Woodeshick	1	-3	-3.0	-3	0
Sapp TM	1	-5	-5.0	-5	0
Eagles	193	2666	13.8	80t	22
Opponents	211	3106	14.7	78t	28

<u>INTs</u>	<u>No.</u>	<u>Yds</u>	<u>Avg</u>	<u>Lg</u>	<u>TD</u>
Burroughs	4	36	9.0	21	0
Lloyd	3	30	10.0	14	0
Cross	2	6	3.0	3	0
Caffey	1	87	87.0	87t	1
Carr	1	25	25.0	15	0
Scotti	1	17	17.0	17	0
Baughan	1	9	9.0	9	0
McClellan	1	0	0.0	0	0
Ramsey	1	0	0.0	0	0
Eagles	15	210	14.0	87t	1
Opponents	31	516	16.6	75	1

<u>Kickoff Returns</u>	<u>No.</u>	<u>Yds</u>	<u>Avg</u>	<u>Lg</u>	<u>TD</u>
Brown	33	945	28.6	100t	1
Dean	16	425	26.6	79	0
Henson	3	21	7.0	10	0
Sapp TM	3	40	13.3	23	0
Woodeshick	3	72	24.0	31	0
R.Smith	2	18	9.0	9	0
Caffey	1	6	6.0	6	0
Eagles	61	1527	25.0	100t	1
Opponents	31	727	23.5	65	0

<u>Score By Periods</u>	<u>Q1</u>	<u>Q2</u>	<u>Q3</u>	<u>Q4</u>	<u>OT</u>	<u>Pts</u>
Eagles	32	86	69	55	0	242
Opponents	43	152	78	108	0	381

<u>Scoring</u>	<u>TD</u>	<u>Ru</u>	<u>Pa</u>	<u>Rt</u>	<u>PAT</u>	<u>FG</u>	<u>2Pt</u>	<u>Pts</u>
Brown	11	6	4	1			0	66
Clark	0	0	0	0	29/32	7/15	0	50
McDonald	8	0	8	0			0	48
Goodwin	4	0	4	0			0	24
Retzlaff	4	0	4	0			0	24
Peaks	2	1	1	0			0	12
Caffey	1	0	0	1			0	6
Jurgensen	1	1	0	0			0	6
R.Smith	1	0	1	0			0	6
Eagles	32	8	22	2	29/32	7/15	0	242
Opponents	47	17	28	2	42/46	19/31	0	381

<u>Punting</u>	<u>No</u>	<u>Yds</u>	<u>Avg</u>	<u>Net</u>	<u>TB</u>	<u>Lg</u>	<u>B</u>
Hill	69	2972	43.1	na	na	62	0
Eagles	69	2972	43.1	na	na	62	0
Opponents	57	2228	39.1	na	na	61	0

<u>Punt Returns</u>	<u>Ret</u>	<u>FC</u>	<u>Yds</u>	<u>Avg</u>	<u>Lg</u>	<u>TD</u>
Brown	16	5	152	9.5	22	0
Dean	10	4	74	7.4	26	0
Eagles	26	9	226	8.7	26	0
Opponents	34	13	451	13.3	83	0

<u>Field Goals</u>	<u>1-19</u>	<u>20-29</u>	<u>30-39</u>	<u>40-49</u>	<u>50+</u>
Clark	1/2	3/5	0/5	3/3	0/0
Eagles	1/2	3/5	0/5	3/3	0/0
Opponents	na	na	na	na	na

Clark: () [28G] () [28B,12G,29N] [35N,42G] ()
() [36N,22G] () [39N] [45G,16N] [23G,40G] [39B] [34N]
Opponents: [38G,50G,50N, N,17G] [24B,32N] [12G] ()
[34G] [43G] [45G,41N,44N,46N]
[9G,22G,34G,45N, 30N] () [56N,33G,27G] [37G,22G]
[10G,43N,24G] [23G, 47N] [43G,39G]

Sacks: Eagles 29.0, Opponents 27.0

Pro Bowl Selections: LB Maxie Baughan, HB Tim Brown, E Pete Retzlaff

<u>TEAM STATS</u>	<u>EAGLES</u>	<u>OPP</u>
Total First Downs	203	266
Rushing	78	125
Passing	114	131
Penalty	11	10
3rd Down: Made/Att	na	na
3rd Down Pct.	na	na
4th Down: Made/Att	na	na
4th Down Pct.	na	na
Possession Avg.	na	na
Total Net Yards	3852	4821
Avg. Per Game	275.1	344.4
Total Plays	783	870
Avg. Per Play	4.9	5.5
Net Yards Rushing	1438	1985
Avg. Per Game	102.7	141.8
Total Rushes	376	466
Net Yards Passing	2414	2836
Avg. Per Game	172.4	202.6
Sacked/Yards Lost	27/252	29/270
Gross Yards	2666	3106
Att./Completions	380/193	375/211
Completion Pct.	50.8	56.3
Had Intercepted	31	15
Punts/Average	69/43.1	57/39.1
Net Punting Avg.	na/na	na/na
Penalties/Yards	53/558	54/598
Fumbles/Ball Lost	30/16	23/15
Touchdowns	32	47
Rushing	8	17
Passing	22	28
Returns	2	2

<u>Passing</u>	<u>Att</u>	<u>Cmp</u>	<u>Yds</u>	<u>Cmp%</u>	<u>Yds/Att</u>	<u>TD</u>	<u>TD%</u>	<u>Int</u>	<u>Int%</u>	<u>Lg</u>	<u>Sk/Lost</u>	<u>Rat</u>
Hill	186	91	1213	48.9	6.52	10	5.4	17	9.1	80t	9/104	49.9
Jurgensen	184	99	1413	53.8	7.68	11	6.0	13	7.1	75t	13/111	69.4
Guglielmi LG	24	7	118	29.2	4.92	0	0.0	3	12.5	32	11/94	8.0
Guglielmi TM	7	2	29	28.6	4.14	0	0.0	0	0.0	19	4/27	44.3
Brown	3	1	11	33.3	3.67	1	33.3	1	33.3	11t	0/0	45.1
Dudley	0	0	0	0.0	0.0	0	0.0	0	0.0	0	1/10	0.0
Eagles	380	193	2666	50.8	7.02	22	5.8	31	8.2	80t	27/252	58.9
Opponents	375	211	3106	56.3	8.28	28	7.5	15	4.0	78t	29/270	91.7

1964 EAGLES STATISTICS



Record: 6-8, T-3rd in Eastern
Head Coach: Joe Kuharich

S-13	W	38-7	NY Giants	60,671
S-20	L	24-28	San Francisco	57,353
S-27	L	20-28	Cleveland	60,671
O-04	W	21-7	Pittsburgh	59,354
O-11	L	20-35	at Washington	49,219
O-18	W	23-17	at NY Giants	62,978
O-25	W	34-10	at Pittsburgh	38,393
N-01	L	10-21	Washington	60,671
N-08	L	10-20	at LA Rams	53,994
N-15	W	17-14	at Dallas	55,972
N-22	L	13-38	St. Louis	60,671
N-29	L	24-38	at Cleveland	79,289
D-06	W	24-14	Dallas	60,671
D-13	L	34-36	at St. Louis	24,636

TEAM STATS

	EAGLES	OPP
Total First Downs	243	234
Rushing	100	93
Passing	126	128
Penalty	17	13
3rd Down: Made/Att	na	na
3rd Down Pct.	na	na
4th Down: Made/Att	na	na
4th Down Pct.	na	na
Possession Avg.	na	na
Total Net Yards	4400	4317
Avg. Per Game	314.3	308.4
Total Plays	862	898
Avg. Per Play	5.1	4.8
Net Yards Rushing	1922	1746
Avg. Per Game	137.3	124.7
Total Rushes	430	445
Net Yards Passing	2478	2571
Avg. Per Game	177.0	183.6
Sacked/Yards Lost	35/268	47/379
Gross Yards	2746	2950
Att./Completions	397/199	406/202
Completion Pct.	50.1	49.8
Had Intercepted	18	17
Punts/Average	73/41.7	80/40.5
Net Punting Avg.	na/na	na/na
Penalties/Yards	42/450	71/748
Fumbles/Ball Lost	33/22	27/12
Touchdowns	38	40
Rushing	16	15
Passing	19	18
Returns	3	7

Rushing	No.	Yds	Avg	Lg	TD
Gros	154	748	4.9	59t	2
Matson	96	404	4.2	63	4
T.Brown	90	356	4.0	36	5
Woodeshick	37	180	4.9	13	2
Concannon	16	134	8.4	29	1
Snead	16	59	3.7	19	2
Lang	12	37	3.1	20	0
Hill	8	27	3.4	14	0
Goodwin	1	-23	-23.0	-23	0
Eagles	430	1922	4.5	63	16
Opponents	445	1746	3.9	75	15

Receiving	No.	Yds	Avg	Lg	TD
Retzlaff	51	855	16.8	44	8
Poage	37	479	12.9	42t	1
Gros	29	234	8.1	29	0
Goodwin	23	335	14.6	44t	3
Matson	17	242	14.2	32	1
T.Brown	15	244	16.3	87t	5
Mack	8	169	21.1	53t	1
Lang	6	69	11.5	23	0
Gill	4	58	14.5	29	0
Smith	4	35	8.8	12	0
Woodeshick	4	12	3.0	8	0
Crabb	1	14	14.0	14	0
Eagles	199	2746	13.8	87t	19
Opponents	202	2950	14.6	66t	18

INTs	No.	Yds	Avg	Lg	TD
Ramsey	5	31	6.2	17	0
Cross	3	109	36.3	94t	1
Lloyd	3	68	22.7	27	0
Scarpati	3	41	13.7	24t	1
Burroughs	2	5	2.5	3	0
Glass	1	18	18.0	18	0
Eagles	17	272	16.0	94t	2
Opponents	18	273	15.2	64	3

Kickoff Returns	No.	Yds	Avg	Lg	TD
T.Brown	30	692	23.1	51	0
Lang	13	352	27.1	49	0
Gill	7	167	23.9	37	0
Matson	3	104	34.7	43	0
Gros	2	38	19.0	20	0
Morgan	2	0	0.0	0	0
Glass	1	12	12.0	12	0
Thompson	1	0	0.0	0	0
Eagles	59	1365	23.1	51	0
Opponents	55	1319	24.0	47	0

Score By Periods	Q1	Q2	Q3	Q4	OT	Pts
Eagles	61	79	64	108	0	312
Opponents	83	72	89	69	0	313

Scoring	TD	Ru	Pa	Rt	PAT	FG	2Pt	Pts
Baker	0	0	0	0	36/37	16/26	0	84
T.Brown	10	5	5	0			0	60
Retzlaff	8	0	8	0			0	48
Matson	5	4	1	0			0	30
Goodwin	3	0	3	0			0	18
Gros	2	2	0	0			0	12
Snead	2	2	0	0			0	12
Woodeshick	2	2	0	0			0	12
Concannon	1	1	0	0			0	6
Cross	1	0	0	1			0	6
Mack	1	0	1	0			0	6
Morgan	1	0	0	1			0	6
Poage	1	0	1	0			0	6
Scarpati	1	0	0	1			0	6
Eagles	38	16	19	3	36/37	16/26	0	312
Opponents	40	15	18	7	40/40	11/26	0	313

Punting	No	Yds	Avg	Net	TB	Lg	B
Baker	49	2073	42.3	na	na	61	1
Hill	24	968	40.3	na	na	56	0
Eagles	73	3041	41.7	na	na	61	1
Opponents	80	3237	40.5	na	na	63	0

Punt Returns	Ret	FC	Yds	Avg	Lg	TD
T.Brown	10	6	96	9.6	53	0
Gill	6	5	61	10.2	29	0
Lang	6	7	26	4.3	8	0
Matson	2	0	10	5.0	9	0
Glass	1	1	0	0.0	0	0
Hultz	1	0	2	2.0	2	0
Mack	1	0	0	0.0	0	0
Scarpati	1	1	6	6.0	6	0
Eagles	28	20	201	7.2	53	0
Opponents	35	18	333	9.5	68	0

Field Goals	1-19	20-29	30-39	40-49	50+
Baker	5/5	2/5	1/1	8/14	0/1
Eagles	5/5	2/5	1/1	8/14	0/1
Opponents	3/6	3/4	4/6	1/9	0/1

Baker: (24B,47N,30G) (26B,47G,57N) (12G,42G) (21N) () (45G,10G,46G) (14G,47G) (26G) (47B,40G) (43G) (21G, 9G) (42N,14G,49N,48N) (42N,48G) ()
Opponents: (39N) () () (42N) (11N) (42G,43N) (13G) (34B,46N) (12G,27G) (47N,16N,48N) (29G,18B,42N, 48B,42N) (29N,37G) () (35G,37G,27G,32G,53N,19G)

Sacks: Eagles 47.0, Opponents 35.0

Pro Bowl Selections: K Sam Baker, LB Maxie Baughan, DB Irv Cross, T Floyd Peters, E Pete Retzlaff, C Jim Ringo

Passing	Att	Cmp	Yds	Cmp%	Yds/Att	TD	TD%	Int	Int%	Lg	Sk/Lost	Rate
Snead	283	138	1906	48.8	6.73	14	4.9	12	4.2	87t	20/160	69.6
Hill	88	49	641	55.7	7.28	3	3.4	4	4.5	38t	8/61	71.3
Concannon	23	12	199	52.2	8.65	2	8.7	1	4.3	38	7/47	92.5
T. Brown	2	0	0	0.0	0.00	0	0.0	1	50.0	0	0/0	0.0
Gros	1	0	0	0.0	0.00	0	0.0	0	0.0	0	0/0	39.6
Eagles	397	199	2746	50.1	6.92	19	4.8	18	4.5	87t	35/268	69.7
Opponents	406	202	2950	49.8	7.27	18	4.4	17	4.2	66t	47/379	71.2

Passing	Att	Cmp	Yds	Cmp%	Yds/Att	TD	TD%	Int	Int%	Lg	Sk/Lost	Rat
Snead	288	150	2346	52.1	8.15	15	5.2	13	4.5	78	26/191	78.0
K. Hill	113	60	857	53.1	7.58	5	4.4	10	8.8	50	4/21	55.8
Concannon	29	12	176	41.4	6.07	1	3.4	3	10.3	34	3/42	33.8
Gros	2	1	63	50.0	31.50	1	50.0	0	0.0	63t	0/0	135.4
T. Brown	1	0	0	0.0	0.00	0	0.0	0	0.0	0	0/0	39.6
Poage	1	0	0	0.0	0.00	0	0.0	0	0.0	0	0/0	39.6
Eagles	434	223	3442	51.4	7.93	22	5.1	26	6.0	78	33/254	69.9
Opponents	393	215	3123	54.7	7.95	28	7.1	25	6.4	89t	37/287	78.0

<u>Punting</u>	<u>No</u>	<u>Yds</u>	<u>Avg</u>	<u>Net</u>	<u>TB</u>	<u>Lg</u>	<u>B</u>
Baker	37	1551	41.9	na	na	60	0
K.Hill	19	813	42.8	na	na	55	0
Eagles	56	2364	42.2	na	na	60	0
Opponents	54	2257	41.8	na	na	72	0

<u>Field Goals</u>	<u>1-19</u>	<u>20-29</u>	<u>30-39</u>	<u>40-49</u>	<u>50+</u>
Baker	na	na	na	na	na
Lloyd	0/0	0/0	0/0	1/1	0/0
Eagles	na	na	na	na	na
Opponents	2/3	5/9	2/6	2/8	0/0

[illegible]

Sacks: Eagles 37.0, Opponents 33.0

Pro Bowl Selections: LB Maxie Baughan, T Bob Brown, HB Tim Brown, DB Irv Cross, E Pete Retzlaff, C Jim Ringo, QB Norman Snead

1966 EAGLES STATISTICS



Record: 9-5, T-2nd in Eastern					
Head Coach: Joe Kuharich					
S-11	L	13-16	at St. Louis	39,066	
S-18	W	23-10	Atlanta	54,049	
S-25	W	35-17	NY Giants	60,177	
O-02	L	10-41	St. Louis	59,305	
O-09	L	7-56	at Dallas	69,372	
O-16	W	31-14	at Pittsburgh	28,233	
O-23	W	31-3	at NY Giants	63,018	
O-30	L	13-27	Washington	60,652	
N-06	W	24-23	Dallas	60,658	
N-13	L	7-27	at Cleveland	77,968	
N-20	W	35-34	at San Francisco	31,993	
D-04	W	27-23	Pittsburgh	54,275	
D-11	W	33-21	Cleveland	58,074	
D-18	W	37-28	at Washington	50,405	
PLAYOFF BOWL (at Miami)					
J-08	L	14-20	Baltimore	58,088	

TEAM STATS

	EAGLES	OPP
Total First Downs	231	249
Rushing	112	90
Passing	104	139
Penalty	15	20
3rd Down: Made/Att	na	na
3rd Down Pct.	na	na
4th Down: Made/Att	na	na
4th Down Pct.	na	na
Possession Avg.	na	na
Total Net Yards	3759	4370
Avg. Per Game	268.5	312.1
Total Plays	891	870
Avg. Per Play	4.2	5.0
Net Yards Rushing	1859	1693
Avg. Per Game	132.8	120.9
Total Rushes	478	390
Net Yards Passing	1900	2677
Avg. Per Game	135.7	191.2
Sacked/Yards Lost	35/259	34/287
Gross Yards	2159	2964
Att./Completions	378/179	446/226
Completion Pct.	47.4	50.7
Had Intercepted	22	20
Punts/Average	65/39.8	60/39.9
Net Punting Avg.	na/na	na/na
Penalties/Yards	63/666	63/703
Fumbles/Ball Lost	32/17	30/15
Touchdowns	39	40
Rushing	19	13
Passing	14	23
Returns	6	4

Rushing	No.	Yds	Avg	Lg	TD
T.Brown	161	548	3.4	24	3
Gros	102	396	3.9	26	7
Woodeshick	85	330	3.9	21	4
Lang	52	239	4.6	39	1
Concannon	25	195	7.8	29	2
Matson	29	101	3.5	28	1
Snead	15	32	2.1	17	1
Baker	1	15	15.0	15	0
F.Hill	1	5	5.0	5	0
K.Hill	7	-2	-0.3	2	0
Eagles	478	1859	3.9	39	19
Opponents	390	1693	4.3	68	13

Receiving	No.	Yds	Avg	Lg	TD
Retzlaff	40	653	16.3	40	6
T.Brown	33	371	11.2	39	3
F.Hill	29	304	10.5	36	0
Gros	18	214	11.9	48	2
Goodwin	16	212	13.3	30	1
Hawkins	14	143	10.2	23	0
Lang	12	107	8.9	24	0
Woodeshick	10	118	11.8	44t	1
Matson	6	30	5.0	11	1
Concannon	1	7	7.0	7	0
Eagles	179	2159	12.1	48	14
Opponents	226	2964	13.1	58	23

INTs	No.	Yds	Avg	Lg	TD
Scarpati	8	182	22.8	32	0
Nettles	3	57	19.0	34t	1
Lloyd	3	46	15.3	24	0
Martin	1	47	47.0	47	0
Wells	1	8	8.0	8	0
Morgan	1	5	5.0	5	0
Nelson	1	0	0.0	0	0
Ramsey	1	0	0.0	0	0
Whittingham	1	0	0.0	0	0
Eagles	20	345	17.3	47	1
Opponents	22	380	17.3	91t	3

Punt Returns	Ret	FC	Yds	Avg	Lg	TD
Martin	11	6	118	10.7	67t	1
Hawkins	9	2	47	5.2	38	0
W. Brown	5	4	-1	-2	2	0
Concannon	2	1	3	1.5	3	0
Scarpati	2	0	-8	-4.0	-3	0
T.Brown	1	0	0	0.0	0	0
Nelson	1	0	3	3.0	3	0
Eagles	31	13	162	5.2	67t	1
Opponents	31	15	300	9.7	86t	1

Score By Periods	Q1	Q2	Q3	Q4	OT	Pts
Eagles	39	137	45	105	0	326
Opponents	68	91	85	96	0	340

Scoring	TD	Ru	Pa	Rt	PAT	FG	2Pt	Pts
Baker	0	0	0	0	38/39	18/25	0	92
Gros	9	7	2	0			0	54
T.Brown	8	3	3	2			0	48
Retzlaff	6	0	6	0			0	36
Woodeshick	5	4	1	0			0	30
Concannon	2	2	0	0			0	12
Matson	2	1	1	0			0	12
Goodwin	1	0	1	0			0	6
Lang	1	1	0	0			0	6
Martin	1	0	0	1			0	6
Nelson	1	0	0	1			0	6
Nettles	1	0	0	1			0	6
Snead	1	1	0	0			0	6
Wells	1	0	0	1			0	6
Eagles	39	19	14	6	38/39	18/25	0	326
Opponents	40	13	23	4	40/40	20/30	0	340

Kickoff Returns	No.	Yds	Avg	Lg	TD
Matson	26	544	20.9	31	0
T.Brown	20	562	28.1	93t	2
W.Brown	4	58	14.5	17	0
Martin	4	132	33.0	58	0
Medved	2	10	5.0	10	0
Nelson	2	34	17.0	18	0
Whittingham	2	33	16.5	19	0
Beisler	1	17	17.0	17	0
Hawkins	1	0	0.0	0	0
Jackson	1	16	16.0	16	0
Lince	1	13	13.0	13	0
Eagles	64	1419	22.2	93t	2
Opponents	65	1330	20.5	56	0

Punting	No	Yds	Avg	Net	TB	Lg	B
Baker	42	1726	41.1	na	na	63	0
K.Hill	23	862	37.5	na	na	51	0
Eagles	65	2588	39.8	na	na	63	0
Opponents	60	2394	39.9	na	na	54	0

Field Goals	1-19	20-29	30-39	40-49	50+
Baker	4/4	2/2	8/8	3/7	1/4
Eagles	4/4	2/2	8/8	3/7	1/4
Opponents	5/6	7/8	5/9	3/7	0/0

Baker: [46N,23G,33G] [13G,41G,12G] [] [52N,44N, 32G] [] [51G] [15G] [15G,37G] [31G,49N] [52N] [49N, 58N] [35G,22G] [37G,38G,42G,30G] [47G]
Opponents: [9G,47G,27G] [12N,22G] [32N,18G] [44G,34G] [45N] [37N] [29G] [17G,28G] [21G,14G,28N, 42G] [22G,29G] [30G,15G,43N,42N] [31N,37G,32G, 35G] [47N,33N] []

Sacks: Eagles 34.0, Opponents 35.0

Pro Bowl Selections: T Bob Brown, T Floyd Peters

Passing	Att	Cmp	Yds	Cmp%	Yds/Att	TD	TD%	Int	Int%	Lg	Sk/Lost	Rat
Snead	226	103	1275	45.6	5.64	8	3.5	11	4.9	48	25/190	55.1
K.Hill	97	53	571	54.6	5.89	5	5.2	7	7.2	30	6/42	59.3
Concannon	51	21	262	41.2	5.14	1	2.0	4	7.8	44t	3/22	31.7
Lang	3	2	51	66.7	17.00	0	0.0	0	0.0	36	0/0	109.7
Gros	1	0	0	0.0	0.00	0	0.0	0	0.0	0	1/5	39.6
Eagles	378	179	2159	47.4	5.71	14	3.7	22	5.8	48	35/259	53.4
Opponents	446	226	2964	50.7	6.65	23	5.2	20	4.5	58	34/287	70.5

1967 EAGLES STATISTICS



Record: 6-7-1, 2nd in Capitol
Head Coach: Joe Kuharich

S-17	W	35-24	Washington	60,709
S-24	L	6-38	Baltimore	60,755
O-01	W	34-24	Pittsburgh	60,335
O-08	W	38-7	at Atlanta	53,868
O-15	L	27-28	San Francisco	60,825
O-22	L	14-48	at St. Louis	46,562
O-29	W	21-14	Dallas	60,740
N-05	L	24-31	at New Orleans	59,596
N-12	L	17-33	at LA Rams	57,628
N-19	W	48-21	New Orleans	60,751
N-26	L	7-44	at NY Giants	63,027
D-03	T	35-35	at Washington	50,451
D-10	L	17-38	at Dallas	55,834
D-17	W	28-24	Cleveland	60,658

TEAM STATS

	EAGLES	OPP
Total First Downs	239	286
Rushing	69	105
Passing	146	161
Penalty	24	20
3rd Down: Made/Att	na	na
3rd Down Pct.	na	na
4th Down: Made/Att	na	na
4th Down Pct.	na	na
Possession Avg.	na	na
Total Net Yards	4344	4972
Avg. Per Game	310.3	355.1
Total Plays	822	937
Avg. Per Play	5.3	5.3
Net Yards Rushing	1250	1741
Avg. Per Game	89.3	124.4
Total Rushes	328	434
Net Yards Passing	3094	3231
Avg. Per Game	221.0	230.8
Sacked/Yards Lost	49/369	23/151
Gross Yards	3463	3382
Att./Completions	445/244	480/255
Completion Pct.	54.8	53.1
Had Intercepted	24	21
Punts/Average	61/38.3	50/38.8
Net Punting Avg.	na/na	na/na
Penalties/Yards	77/830	67/715
Fumbles/Ball Lost	22/16	28/14
Touchdowns	45	52
Rushing	12	16
Passing	30	29
Returns	3	7

Passing	Att	Cmp	Yds	Cmp%	Yds/Att	TD	TD%	Int	Int%	Lg	Sk/Lost	Rat
Snead	434	240	3399	55.3	7.83	29	6.7	24	5.5	87t	48/351	80.0
K.Hill	7	2	33	28.6	4.71	1	14.3	0	0.0	18	0/0	86.3
Dial	3	1	5	33.3	1.67	0	0.0	0	0.0	5	1/18	42.4
Lang	1	1	26	100.0	26.00	0	0.0	0	0.0	26	0/0	118.8
Eagles	445	244	3463	54.8	7.78	30	6.7	24	5.4	87t	49/369	80.2
Opponents	480	255	3382	53.1	7.05	29	6.0	21	4.4	96	23/151	77.6

Rushing	No.	Yds	Avg	Lg	TD
Woodeshick	155	670	4.3	41	6
Lang	101	336	3.3	21	2
T.Brown	53	179	3.4	13t	1
Snead	9	30	3.3	21	2
Ballman	1	17	17.0	17t	1
Jones	8	17	2.1	6	0
Goodwin	1	1	1.0	1	0
Eagles	328	1250	3.8	41	12
Opponents	434	1741	4.0	45	16

Receiving	No.	Yds	Avg	Lg	TD
Hawkins	59	1265	21.4	87t	10
Ballman	36	524	14.6	67t	6
Woodeshick	34	391	11.5	43t	4
Ditka	26	274	10.5	25	2
Lang	26	201	7.7	19	3
T.Brown	22	202	9.2	41	1
Kelly	21	345	16.4	59	4
F.Hill	9	144	16.0	57	0
Goodwin	6	65	10.8	23	0
Jones	3	32	10.7	23	0
Wilson	2	20	10.0	12	0
Eagles	244	3463	14.2	87t	30
Opponents	255	3382	13.3	96	29

INTs	No.	Yds	Avg	Lg	TD
Scarpatti	4	99	24.8	67t	1
Nettles	4	52	13.0	34	0
F.Brown	2	29	14.5	17	0
Medved	2	23	11.5	23	0
Martin	2	8	4.0	8	0
Kelley	1	18	18.0	18	0
Wells	1	17	17.0	17	0
Hultz	1	16	16.0	16t	1
Shann	1	8	8.0	8	0
Peters	1	3	3.0	3	0
Lloyd	1	1	1.0	1	0
Morgan	1	0	0.0	0	0
Eagles	21	274	13.0	67t	2
Opponents	24	429	17.9	69t	3

Punt Returns	Ret	FC	Yds	Avg	Lg	TD
Martin	20	4	128	6.4	30	0
Hughes	3	0	11	3.7	11	0
Shann	3	2	17	5.7	8	0
Lince	1	0	0	0.0	0	0
Reed	1	0	0	0.0	0	0
Scarpatti	1	2	2	2.0	2	0
Medved	0	1	0	0.0	0	0
Eagles	29	9	158	5.4	30	0
Opponents	33	14	130	3.9	26	0

Score By Periods	Q1	Q2	Q3	Q4	OT	Pts
Eagles	82	120	66	83	0	351
Opponents	71	141	96	101	0	409

Scoring	TD	Ru	Pa	Rt	PAT	FG	2Pt	Pts
Baker	0	0	0	0	45/45	12/19	0	81
Hawkins	10	0	10	0			0	60
Woodeshick	10	6	4	0			0	60
Ballman	7	1	6	0			0	42
Lang	5	2	3	0			0	30
Kelly	4	0	4	0			0	24
T.Brown	2	1	1	0			0	12
Ditka	2	0	2	0			0	12
Snead	2	2	0	0			0	12
Hultz	1	0	0	1			0	6
Nettles	1	0	0	1			0	6
Scarpatti	1	0	0	1			0	6
Eagles	45	12	30	3	45/45	12/19	0	351
Opponents	52	16	29	7	52/52	15/32	0	409

Kickoff Returns	No.	Yds	Avg	Lg	TD
T.Brown	13	301	23.2	41	0
Hawkins	10	250	25.0	46	0
Hughes	7	126	18.0	23	0
Wilson	7	150	21.4	33	0
Shann	6	133	22.2	42	0
Reed	5	111	22.2	31	0
Lince	3	46	15.3	22	0
Ballman	2	43	21.5	27	0
Jones	2	32	16.0	17	0
Beisler	1	0	0.0	0	0
F.Brown	1	17	17.0	17	0
Gray	1	30	30.0	30	0
Kelley	1	0	0.0	0	0
Medved	1	7	7.0	7	0
Ramsey	1	0	0.0	0	0
Vasys	1	0	0.0	0	0
Eagles	62	1246	20.1	46	0
Opponents	59	1466	24.8	96t	2

Punting	No	Yds	Avg	Net	TB	Lg	B
Baker	61	2335	38.3	na	na	53	1
Eagles	61	2335	38.3	na	na	53	1
Opponents	50	1941	38.8	na	na	53	1

Field Goals	1-19	20-29	30-39	40-49	50+
Baker	2/2	2/3	7/9	1/4	0/1
Eagles	2/2	2/3	7/9	1/4	0/1
Opponents	4/8	4/7	4/9	2/6	1/2

Baker: () (9G,35G) (36G,35G) (46N,45N,34G) (54N, 32G,33G) () (37B) (41G) (37B, 9G) (21G,37G) () (45N) (25G) (27B)

Opponents: (15N,37N,19B,25B,30G) (37N,52G) (52N, 43N,24G) (36N) (45N) (32G,47G) (9B) (33N,12G) (21G, 12G,27G,31G) (20N) (17G,15G,40G) (47N,29N,36N) (19N,22G) (41N,32G)

Sacks: Eagles 23.0, Opponents 49.0

Pro Bowl Selections: T Floyd Peters, C Jim Ringo

1968 EAGLES STATISTICS



Record: 2-12, 4th in Capitol Head Coach: Joe Kuharich					
S-15	L	13-30	at Green Bay	50,861	
S-22	L	25-34	NY Giants	60,858	
S-29	L	13-45	Dallas	60,858	
O-06	L	14-17	at Washington	50,816	
O-13	L	14-34	at Dallas	72,083	
O-20	L	16-29	Chicago	60,858	
O-27	L	3-6	at Pittsburgh	26,908	
N-03	L	17-45	St. Louis	59,208	
N-10	L	10-16	Washington	59,133	
N-17	L	6-7	at NY Giants	62,896	
N-24	L	13-47	at Cleveland	62,338	
N-28	W	12-0	at Detroit	47,909	
D-08	W	29-17	New Orleans	57,128	
D-15	L	17-24	Minnesota	54,530	

TEAM STATS	EAGLES	OPP
Total First Downs	197	256
Rushing	78	128
Passing	100	111
Penalty	19	17
3rd Down: Made/Att	na	na
3rd Down Pct.	na	na
4th Down: Made/Att	na	na
4th Down Pct.	na	na
Possession Avg.	na	na
Total Net Yards	3561	4514
Avg. Per Game	254.4	322.4
Total Plays	775	863
Avg. Per Play	4.6	5.2
Net Yards Rushing	1411	2141
Avg. Per Game	100.8	152.9
Total Rushes	369	515
Net Yards Passing	2150	2373
Avg. Per Game	153.6	169.5
Sacked/Yards Lost	26/207	21/184
Gross Yards	2357	2557
Att./Completions	380/194	327/182
Completion Pct.	51.1	55.7
Had Intercepted	29	13
Punts/Average	60/41.3	55/38.9
Net Punting Avg.	na/na	na/na
Penalties/Yards	63/666	75/828
Fumbles/Ball Lost	19/13	18/7
Touchdowns	21	40
Rushing	3	18
Passing	16	20
Returns	2	2

Passing	Att	Cmp	Yds	Cmp%	Yds/Att	TD	TD%	Int	Int%	Lg	Sk/Lost	Rat
Snead	291	152	1655	52.2	5.69	11	3.8	21	7.2	55t	20/154	51.8
K.Hill TM	71	33	531	46.5	7.48	3	4.2	6	8.5	92t	4/36	50.9
Huarte	15	7	110	46.7	7.33	1	6.7	2	13.3	48	2/17	54.2
Scarpatti	2	1	3	50.0	1.50	0	0.0	0	0.0	3	0/0	56.3
Baker	1	1	58	100.0	58.00	1	100.0	0	0.0	58t	0/0	158.3
Eagles	380	194	2357	51.1	6.20	16	4.2	29	7.6	92t	26/207	52.7
Opponents	327	182	2557	55.7	7.82	20	6.1	13	4.0	87	21/184	84.9

Rushing	No.	Yds	Avg	Lg	TD
Woodeshick	217	947	4.4	54t	3
Lang	69	235	3.4	17	0
Pinder	40	117	2.9	21	0
Ballman	1	30	30.0	30	0
Snead	9	27	3.0	9	0
Jones	22	24	1.1	10	0
Conjar	8	21	2.6	6	0
Huarte	2	9	4.5	11	0
K.Hill TM	1	1	1.0	1	0
Eagles	369	1411	3.8	54t	3
Opponents	515	2141	4.2	42	18

Receiving	No.	Yds	Avg	Lg	TD
Hawkins	42	707	16.8	92t	5
Woodeshick	36	328	9.1	55	0
F.Hill	30	370	12.3	31t	3
Ballman	30	341	11.4	55t	4
Lang	17	147	8.6	25	1
Pinder	16	166	10.4	48	0
Ditka	13	111	8.5	18	2
Jones	5	87	17.4	48	0
Hughes	3	39	13.0	18	0
Mallory	1	58	58.0	58t	1
Baker	1	3	3.0	3	0
Eagles	194	2357	12.1	92t	16
Opponents	182	2557	14.0	87	20

INTs	No.	Yds	Avg	Lg	TD
Nelson	3	7	2.3	7	0
Scarpatti	2	22	11.0	17	0
Ramsey	2	0	0.0	0	0
Wells	2	0	0.0	0	0
Beisler	1	12	12.0	12	0
Haymond	1	10	10.0	10	0
Medved	1	0	0.0	0	0
Peters	1	0	0.0	0	0
Eagles	13	51	3.9	17	0
Opponents	29	408	14.1	96t	2

Punting	No	Yds	Avg	Net	TB	Lg	B
Baker	55	2248	40.9	na	na	57	0
Duncan	5	228	45.6	na	na	55	0
Eagles	60	2476	41.3	na	na	57	0
Opponents	55	2141	38.9	na	na	60	0

Punt Returns	Ret	FC	Yds	Avg	Lg	TD
Haymond	15	6	201	13.4	54t	1
Scarpatti	5	1	17	3.4	7	0
Mallory	4	3	46	11.5	28	0
Hawkins	0	1	0	0.0	0	0
Eagles	24	11	264	11.0	54t	1
Opponents	33	11	270	8.2	43	0

Score By Periods	Q1	Q2	Q3	Q4	OT	Pts
Eagles	27	71	32	72	0	202
Opponents	62	98	92	99	0	351

Scoring	TD	Ru	Pa	Rt	PAT	FG	2Pt	Pts
Baker	0	0	0	0	17/21	19/30	0	74
Hawkins	5	0	5	0			0	30
Ballman	4	0	4	0			0	24
F.Hill	3	0	3	0			0	18
Woodeshick	3	3	0	0			0	18
Ditka	2	0	2	0			0	12
Haymond	2	0	0	2			0	12
Lang	1	0	1	0			0	6
Mallory	1	0	1	0			0	6
Conjar (safety)	0	0	0	0			0	2
Eagles	21	3	16	2	17/21	19/30	0	202
Opponents	40	18	20	2	39/39	24/35	0	351

Kickoff Returns	No.	Yds	Avg	Lg	TD
Haymond	28	677	24.2	98t	1
Hawkins	12	254	21.2	46	0
Nelson	11	308	28.0	69	0
Mallory	6	94	15.7	23	0
Rossovich	2	20	10.0	11	0
Graham	1	8	8.0	8	0
Jones	1	18	18.0	18	0
Eagles	61	1379	22.6	98t	1
Opponents	45	1030	22.9	75	0

Field Goals	1-19	20-29	30-39	40-49	50+
Baker	7/8	4/5	7/12	1/5	0/0
Eagles	7/8	4/5	7/12	1/5	0/0
Opponents	8/8	10/11	5/7	1/7	0/2

Baker: [27G,17G] () [23G,13G] [45N] [47N] [30G,37G, 44G] [47N,44N,38N,38G] [39N,12G] [32N,20N,37G] [33N,19G,19G] [34N,18G,25G] [36G,18G,32G,35G] [18N] [25G]

Opponents: [17G,22G,35G] [20G,30G] [26G] [24G] [35N,26G,21G] [39G,31G,28G,15G,14G] [22N,40B, 34G,15G] [51N,47G] [47N,15G,25G, 9G] [47N,47N] [34N,28G,26G] () [49N,10G] [48N,51N,17G]

Sacks: Eagles 21.0, Opponents 26.0

Pro Bowl Selections: K Sam Baker, T Bob Brown, RB Tom Woodeshick

USUAL STARTERS			
WR	Gary Ballman	LE	Tim Rossovich
LT	Lane Howell	LT	Floyd Peters (5)
LG	Dick Hart		Frank Molden (5)
C	Gene Ceppetelli	RT	Gary Pettigrew
RG	Mark Nordquist	RE	Mel Tom
RT	Bob Brown	LLB	Ron Medved (5)
TE	Fred Hill (8)	MLB	Dave Lloyd
	Mike Ditka (5)	RLB	Harold Wells
WR	Ben Hawkins	LCB	Al Nelson
QB	Norm Snead	RCB	Alvin Haymond
RB	Tom Woodeshick	LS	Nate Ramsey
FB	Israel Lang (6)	RS	Joe Scarpatti
	Cyril Pinder (5)		

1969 EAGLES STATISTICS



Record: 4-9-1, 4th in Capitol
Head Coach: Jerry Williams

S-21	L	20-27	Cleveland	60,658
S-28	W	41-27	Pittsburgh	60,658
O-05	L	7-38	Dallas	60,658
O-13	L	20-24	at Baltimore	56,864
O-19	L	14-49	at Dallas	71,509
O-26	W	13-10	New Orleans	60,658
N-02	W	23-20	at NY Giants	62,912
N-09	T	28-28	at Washington	50,502
N-16	L	17-23	LA Rams	60,658
N-23	W	34-30	at St. Louis	45,512
N-30	L	17-26	at New Orleans	72,805
D-07	L	29-34	Washington	60,658
D-14	L	3-27	Atlanta	60,658
D-21	L	13-14	at San Francisco	25,391

TEAM STATS

	EAGLES	OPP
Total First Downs	231	268
Rushing	83	111
Passing	132	136
Penalty	16	21
3rd Down: Made/Att	na	na
3rd Down Pct.	na	na
4th Down: Made/Att	na	na
4th Down Pct.	na	na
Possession Avg.	na	na
Total Net Yards	4345	4978
Avg. Per Game	310.4	355.6
Total Plays	882	936
Avg. Per Play	4.9	5.3
Net Yards Rushing	1563	1909
Avg. Per Game	111.6	136.4
Total Rushes	395	467
Net Yards Passing	2782	3069
Avg. Per Game	198.7	219.2
Sacked/Yards Lost	29/240	25/181
Gross Yards	3022	3250
Att./Completions	458/216	444/243
Completion Pct.	47.2	54.7
Had Intercepted	28	15
Punts/Average	74/39.8	69/40.9
Net Punting Avg.	na/na	na/na
Penalties/Yards	80/843	79/950
Fumbles/Ball Lost	18/11	31/14
Touchdowns	33	44
Rushing	10	15
Passing	20	23
Returns	3	6

Score By Periods

	Q1	Q2	Q3	Q4	OT	Pts
Eagles	43	90	61	85	0	279
Opponents	87	77	114	99	0	377

Passing

	Att	Cmp	Yds	Cmp%	Yds/Att	TD	TD%	Int	Int%	Lg	Sk/Lost	Rat
Snead	379	190	2768	50.1	7.30	19	5.0	23	6.1	80t	21/170	65.7
Mira	76	25	240	32.9	3.16	1	1.3	5	6.6	35	8/70	19.6
Keyes	2	1	14	50.0	7.00	0	0.0	0	0.0	14	0/0	72.9
Bradley	1	0	0	0.0	0.00	0	0.0	0	0.0	--	0/0	39.6
Eagles	458	216	3022	47.2	6.60	20	4.4	28	6.1	80t	29/240	58.0
Opponents	444	243	3250	54.7	7.32	23	5.2	15	3.4	71t	25/181	81.4

Rushing	No.	Yds	Avg	Lg	TD
Woodeshick	186	831	4.5	21	4
Keyes	121	361	3.0	28	3
Pinder	60	309	5.2	50	1
Blye	8	25	3.1	11	0
Mira	3	16	5.3	6	0
Jackson	2	10	5.0	6	0
Wilson	4	7	1.8	4	0
Bradley	1	5	5.0	5	0
Snead	8	2	0.3	5t	2
Jones	1	0	0.0	0	0
Hawkins	1	-3	-3.0	-3	0
Eagles	395	1563	4.0	50	10
Opponents	467	1909	4.1	53t	15

Receiving

	No.	Yds	Avg	Lg	TD
Jackson	65	1116	17.2	65t	9
Hawkins	43	761	17.7	58	8
Ballman	31	492	15.9	80t	2
Keyes	29	276	9.5	35	0
Woodeshick	22	177	8.0	15	0
Pinder	12	77	6.4	20	0
Hill	6	64	10.7	23	1
Hughes	3	29	9.7	15	0
Blye	2	-6	-3.0	1	0
Brown	1	20	20.0	20	0
Lawrence	1	10	10.0	10	0
Wilson	1	6	6.0	6	0
Eagles	216	3022	14.0	80t	20
Opponents	243	3250	13.4	71t	23

INTs

	No.	Yds	Avg	Lg	TD
Scarpatti	4	54	13.5	34t	1
Nelson	3	10	3.3	10	0
Ramsey	2	26	13.0	26t	1
Lloyd	2	22	11.0	14	0
Bradley	1	56	56.0	56t	1
Colman TM	1	11	11.0	11	0
Cross	1	0	0.0	0	0
Young	1	0	0.0	0	0
Eagles	15	179	11.9	56t	3
Opponents	28	343	12.3	38	3

Punting

	No	Yds	Avg	Net	TB	Lg	B
Bradley	74	2942	39.8	na	na	60	0
Eagles	74	2942	39.8	na	na	60	0
Opponents	69	2819	40.9	na	na	55	2

Punt Returns

	Ret	FC	Yds	Avg	Lg	TD
Bradley	28	5	181	6.5	37	0
Scarpatti	4	1	6	1.5	2	0
Lawrence	2	2	26	13.0	18	0
Hawkins	1	2	6	6.0	6	0
Hughes	1	0	0	0.0	0	0
Eagles	36	10	219	6.1	37	0
Opponents	21	24	93	4.4	30	0

Scoring	TD	Ru	Pa	Rt	PAT	FG	2Pt	Pts
Baker	0	0	0	0	31/31	16/30	0	79
Jackson	9	0	9	0			0	54
Hawkins	8	0	8	0			0	48
Woodeshick	4	4	0	0			0	24
Keyes	3	3	0	0			0	18
Ballman	2	0	2	0			0	12
Snead	2	2	0	0			0	12
Bradley	1	0	0	1			0	6
Hill	1	0	1	0			0	6
Pinder	1	1	0	0			0	6
Ramsey	1	0	0	1			0	6
Scarpatti	1	0	0	1			0	6
Tom (safety)	0	0	0	0			0	2
Eagles	33	10	20	3	31/31	16/30	0	279
Opponents	44	15	23	6	44/44	23/37	0	377

Kickoff Returns

	No.	Yds	Avg	Lg	TD
Bradley	21	467	22.2	42	0
Blye	19	370	19.5	35	0
Keyes	9	200	22.2	34	0
Lawrence	5	97	19.4	24	0
Pinder	4	56	14.0	19	0
Nelson	3	63	21.0	27	0
Graham	2	5	2.5	5	0
Eagles	63	1258	20.0	42	0
Opponents	51	1043	20.5	54	0

Field Goals

	1-19	20-29	30-39	40-49	50+
Baker	4/6	2/3	4/6	6/13	0/2
Eagles	4/6	2/3	4/6	6/13	0/2
Opponents	7/9	6/7	5/9	5/9	0/3

Baker: (19N,45N) [44N,35G,41G] (42B) [24G,18G] [52N] [34N,47N,45N,12G,40G] [45G,32G,38G] [28N] [44G] [50N,15G,40G] [30G] [39N,19G,47G] [20G] [19N,46N,47N]
Opponents: [22G,37G] [36G,15G] [47N,14G] [37N,32B,20G] [53N,17N] [18N,22G] [40G,33G] [] [49N,42N,19G,39G,16G] [19G,46G,46G] [27N,56N,37N,27G,40G,26G,17G] [39N,12G,43G] [47N,28G,30G] [51N]

Sacks: Eagles 25.0, Opponents 29.0

Pro Bowl Selections: WR Harold Jackson, LB Dave Lloyd, LB Tim Rossovich

USUAL STARTERS

WR	Ben Hawkins	LE	Tim Rossovich
LT	Lane Howell	LT	Floyd Peters
LG	Dick Hart	RT	Ernie Calloway (7)
C	Mike Evans		Gary Pettigrew (6)
RG	Jim Scaggs (7)	RE	Mel Tom
	Don Chuy (6)	LLB	Tony Guillory (8)
RT	Joe Carollo		Adrian Young (5)
TE	Gary Ballman	MLB	Dave Lloyd
WR	Harold Jackson	RLB	Ron Porter
QB	Norm Snead	LCB	Al Nelson
RB	Tom Woodeshick	RCB	Irv Cross
FB	Leroy Keyes	LS	Nate Ramsey
		RS	Joe Scarpatti

1970 EAGLES STATISTICS



Record: 3-10-1, 5th in NFC East
Head Coach: Jerry Williams

S-20	L	7-17	Dallas	59,728
S-27	L	16-20	at Chicago	53,643
O-04	L	21-33	Washington	60,658
O-11	L	23-30	at NY Giants	62,820
O-18	L	20-35	St. Louis	59,002
O-25	L	17-30	at Green Bay (Mil)	48,022
N-01	L	17-21	at Dallas	55,736
N-08	W	24-17	Miami	58,171
N-15	T	13-13	Atlanta	55,425
N-23	W	23-20	NY Giants	59,117
N-29	L	14-23	at St. Louis	46,581
D-06	L	10-29	at Baltimore	60,240
D-13	L	6-24	at Washington	50,415
D-20	W	30-20	Pittsburgh	55,252

TEAM STATS

	EAGLES	OPP
Total First Downs	229	213
Rushing	81	102
Passing	126	95
Penalty	22	16
3rd Down: Made/Att	na	na
3rd Down Pct.	na	na
4th Down: Made/Att	na	na
4th Down Pct.	na	na
Possession Avg.	na	na
Total Net Yards	3990	3953
Avg. Per Game	285.0	282.4
Total Plays	883	1019
Avg. Per Play	4.5	4.9
Net Yards Rushing	1539	2064
Avg. Per Game	109.9	147.4
Total Rushes	450	457
Net Yards Passing	2451	1889
Avg. Per Game	175.1	134.9
Sacked/Yards Lost	23/200	34/287
Gross Yards	2651	2176
Att./Completions	410/218	313/161
Completion Pct.	53.2	51.4
Had Intercepted	23	10
Punts/Average	71/36.5	61/39.4
Net Punting Avg.	na	na
Penalties/Yards	73/779	90/991
Fumbles/Ball Lost	26/16	25/18
Touchdowns	29	36
Rushing	11	16
Passing	16	16
Returns	2	4

Rushing	No.	Yds	Avg	Lg	TD
Pinder	166	657	3.9	40t	2
Bougness	159	401	2.5	20t	2
Woodeshick	52	254	4.9	57t	2
Watkins	32	96	3.0	11	1
H.Jones	13	44	3.4	16	0
Snead	18	35	1.9	16	3
Arrington	4	33	8.0	15	1
Bradley	1	14	14.0	14	0
Keyes	2	7	3.5	5	0
Hawkins	2	3	1.5	4	0
Jackson	1	-5	-5.0	-5	0
Eagles	450	1539	3.4	57t	11
Opponents	457	2064	4.5	na	16

Receiving	No.	Yds	Avg	Lg	TD
Bougness	50	401	8.0	34	2
Ballman	47	601	12.8	26	3
Jackson	41	613	14.9	79t	5
Hawkins	30	612	20.4	78t	4
Pinder	28	249	8.8	27	0
Zabel	8	119	14.8	25	1
Woodeshick	6	28	4.7	10	0
H.Jones	3	12	12.0	12	0
Hill	3	10	3.3	9	1
Watkins	3	6	2.0	5	0
Walik	1	0	0.0	0	0
Eagles	218	2651	12.2	79t	16
Opponents	161	2176	13.5	na	16

INTs	No.	Yds	Avg	Lg	TD
Nelson	2	45	22.5	45	0
Preece	2	19	9.5	19	0
Young	2	19	9.5	13	0
R.Jones	2	17	8.5	17	0
Hayes	1	2	2.0	2	0
Ramsey	1	0	0.0	0	0
Eagles	10	102	10.2	45	0
Opponents	23	na	na	na	na

Punting	No	Yds	Avg	Net	TB	Lg	B
Bradley	61	2244	36.8	na	na	57	0
Moseley	10	350	35.0	na	na	56	0
Eagles	71	2594	36.5	na	na	57	0
Opponents	61	2403	39.4	na	na	na	na

Punt Returns	Ret	FC	Yds	Avg	Lg	TD
Walik	20	8	78	3.9	16	0
Hawkins	10	2	16	1.6	8	0
Hayes	2	0	6	3.0	6	0
Eagles	32	10	100	3.1	16	0
Opponents	22	na	163	7.4	na	na

Score By Periods	Q1	Q2	Q3	Q4	OT	Pts
Eagles	45	75	55	66	0	241
Opponents	70	126	73	63	0	332

Scoring	TD	Ru	Pa	Rt	PAT	FG	2Pt	Pts
Moseley	0	0	0	0	25/28	14/25	0	67
Jackson	5	0	5	0			0	30
Bougness	4	2	2	0			0	24
Hawkins	4	0	4	0			0	24
Ballman	3	0	3	0			0	18
Snead	3	3	0	0			0	18
Pinder	2	2	0	0			0	12
Woodeshick	2	2	0	0			0	12
Arrington	1	1	0	0			0	6
Dirks	1	0	0	1			0	6
Hill	1	0	1	0			0	6
Preece	1	0	0	1			0	6
Watkins	1	1	0	0			0	6
Zabel	1	0	1	0			0	6
Eagles	29	11	16	2	25/28	14/25	0	241
Opponents	36	16	16	4	na	27/na	na	332

Kickoff Returns	No.	Yds	Avg	Lg	TD
Walik	32	805	25.2	82	0
Nelson	10	187	18.7	27	0
R.Jones	8	120	15.0	30	0
Hayes	6	107	17.8	23	0
Rossovich	1	22	22.0	22	0
Pettigrew	1	11	11.0	11	0
Hawkins	1	0	0.0	0	0
Eagles	59	1252	21.2	82	0
Opponents	50	1030	20.6	na	na

Sacks: Eagles 34.0, Opponents 23.0

Pro Bowl Selections: none

USUAL STARTERS

WR	Ben Hawkins	LE	Ernie Calloway
LT	Wade Key	LT	Don Holtz
LG	Dick Hart	RT	Gary Pettigrew
C	Mike Evans	RE	Mel Tom
RG	Jim Scaggs	LLB	Adrian Young
RT	Joe Carollo	MLB	Tim Rossovich (8)
TE	Gary Ballman (8)		Dave Lloyd (5)
	Steve Zabel (6)	RLB	Ron Porter
WR	Harold Jackson	LCB	Ray Jones
QB	Norm Snead	RCB	Al Nelson
RB	Lee Bougness	S	Nate Ramsey (9)
RB	Cyril Pinder (7)	S	Steve Preece (8)
	Tom Woodeshick (6)		Ron Medved (6)

Passing	Att	Cmp	Yds	Cmp%	Yds/Att	TD	TD%	Int	Int%	Lg	Sk/Lost	Rat
Snead	335	181	2323	42.2	6.93	15	4.5	20	6.0	79t	21/181	66.1
Arrington	73	37	328	50.7	4.49	1	1.4	3	4.1	23	2/19	50.5
Ballman	1	0	0	0.0	0.00	0	0.0	0	0.0	0	0/0	39.6
Bougness	1	0	0	0.0	0.00	0	0.0	0	0.0	0	0/0	39.6
Eagles	410	218	2651	53.2	6.47	16	3.9	23	5.6	79t	23/200	63.0
Opponents	313	161	2176	51.4	6.95	16	5.1	10	3.2	na	34/287	77.6

1971 EAGLES STATISTICS



Record: 6-7-1, 3rd in NFC East
Head Coach: Jerry Williams (3) and Ed Khayat

S-19	L	14-37	at Cincinnati	55,880
S-26	L	7-42	Dallas	65,358
O-03	L	3-31	San Francisco	65,358
O-10	L	0-13	Minnesota	65,358
O-17	L	10-34	at Oakland	54,615
O-24	W	23-7	NY Giants	65,358
O-31	W	17-16	Denver	65,358
N-07	T	7-7	at Washington	53,041
N-14	L	7-20	at Dallas	60,178
N-21	W	37-20	at St. Louis	48,658
N-28	L	13-20	Washington	65,358
D-05	W	23-20	at Detroit	54,418
D-12	W	19-7	St. Louis	65,358
D-19	W	41-28	at NY Giants	62,774

TEAM STATS

	EAGLES	OPP
Total First Downs	201	251
Rushing	65	104
Passing	119	129
Penalty	17	18
3rd Down: Made/Att	na	na
3rd Down Pct.	na	na
4th Down: Made/Att	na	na
4th Down Pct.	na	na
Possession Avg.	na	na
Total Net Yards	3571	4622
Avg. Per Game	255.1	330.1
Total Plays	823	889
Avg. Per Play	4.3	5.2
Net Yards Rushing	1248	1962
Avg. Per Game	89.1	140.1
Total Rushes	407	450
Net Yards Passing	2323	2660
Avg. Per Game	165.9	190.0
Sacked/Yards Lost	26/229	32/311
Gross Yards	2552	2971
Att./Completions	534/282	407/220
Completion Pct.	51.3	54.1
Had Intercepted	20	22
Punts/Average	75/41.9	57/40.4
Net Punting Avg.	na	na
Penalties/Yards	81/838	94/908
Fumbles/Ball Lost	21/15	34/25
Touchdowns	24	36
Rushing	6	16
Passing	13	16
Returns	5	4

Rushing	No.	Yds	Avg	Lg	TD
Bull	94	351	3.7	39	0
Bougness	97	262	2.7	26	2
Woodeshick	66	188	2.8	19	0
A.Davis	47	163	3.5	21	1
Watkins	35	98	2.8	11	1
Baker	17	49	2.9	13	0
Jackson	5	41	8.2	18	0
Bailey	23	41	1.8	7	1
Liske	13	29	1.9	9	1
Arrington	5	23	4.6	11	0
Hawkins	4	8	2.0	10	0
Zabel	1	-5	-5.0	-5	0
Eagles	407	1248	3.1	39	6
Opponents	450	1962	4.3	68t	16

Receiving	No.	Yds	Avg	Lg	TD
Jackson	47	716	15.2	69t	3
Hawkins	37	650	17.6	65	4
Bougness	24	170	7.1	27	1
Carmichael	20	288	14.4	50	0
Ballman	13	238	18.3	57	0
A.Davis	11	46	4.2	12	0
Bull	9	75	8.3	15	1
Hill	7	92	13.1	35	0
Bailey	7	55	7.9	24	0
Kramer	6	65	10.8	17	1
Watkins	6	40	6.7	10	0
Woodeshick	6	36	6.0	11	1
Baker	4	36	9.0	14	0
Zabel	2	4	2.0	3t	2
Whalen	1	41	41.0	41	0
Eagles	200	2552	12.8	69t	13
Opponents	220	2971	13.5	90t	16

INTs	No.	Yds	Avg	Lg	TD
Bradley	11	248	22.5	51	0
Keyes	6	31	5.2	17	0
Nelson	2	63	31.5	44	1
Rossovich	1	24	24.0	24	0
Hultz	1	4	4.0	4	0
Zabel	1	4	4.0	4	0
Eagles	22	374	17.0	51	1
Opponents	20	359	12.9	46	1

Punt Returns	Ret	FC	Yds	Avg	Lg	TD
Bradley	18	11	118	6.6	33	0
Walik	5	4	50	10.0	50	0
Hawkins	1	0	6	6.0	6	0
Eagles	24	15	174	7.2	50	0
Opponents	40	11	372	9.3	36	0

Passing	Att	Cmp	Yds	Cmp%	Yds/Att	TD	TD%	Int	Int%	Lg	Sk/Lost	Rat
Liske	269	143	1957	53.2	7.28	11	4.1	15	5.6	69t	13/134	67.1
Arrington	118	55	576	46.6	4.88	2	1.7	5	4.2	65	13/95	49.3
Bull	1	1	15	100.0	15.00	0	0.0	0	0.0	15	0/0	118.8
Ward	1	1	4	100.0	4.00	0	0.0	0	0.0	4	0/0	83.3
A.Davis	1	0	0	0.0	0.00	0	0.0	0	0.0	0	0/0	39.6
Eagles	390	200	2552	51.3	6.54	13	3.3	20	5.1	69t	26/229	61.8
Opponents	407	220	2971	54.1	7.30	16	3.9	22	5.4	90t	32/311	68.1

Score By Periods	Q1	Q2	Q3	Q4	OT	Pts
Eagles	51	66	42	62	0	221
Opponents	16	113	77	96	0	302

Scoring	TD	Ru	Pa	Rt	PAT	FG	2Pt	Pts
Dempsey	0	0	0	0	13/14	12/17	0	49
Hawkins	5	0	4	1			0	30
Feller	0	0	0	0	10/10	6/20	0	28
Bougness	3	2	1	0			0	18
Jackson	3	0	3	0			0	18
Nelson	2	0	0	2			0	12
Zabel	2	0	2	0			0	12
Bailey	1	1	0	0			0	6
Bull	1	0	1	0			0	6
A.Davis	1	1	0	0			0	6
Hobbs	1	0	0	1			0	6
Kramer	1	0	1	0			0	6
Liske	1	1	0	0			0	6
S.Smith	1	0	0	1			0	6
Watkins	1	1	0	0			0	6
Woodeshick	1	0	1	0			0	6
Eagles	24	6	13	5	23/24	18/37	0	221
Opponents	36	16	16	4	35/36	17/30	0	302

Punting	No	Yds	Avg	Net	TB	Lg	B
McNeil	73	3063	42.0	na	na	64	1
Bradley	2	76	38.0	na	na	45	0
Eagles	75	3139	41.9	na	na	64	1
Opponents	57	2308	40.4	na	na	57	1

Kickoff Returns	No.	Yds	Avg	Lg	TD
Nelson	13	358	27.5	51	0
Walik	14	369	26.4	52	0
Thrower	12	299	24.9	45	0
Pettigrew	2	37	28.5	21	0
Jackson	2	48	24.0	28	0
A.Davis	2	44	22.0	25	0
Harris	2	28	14.0	21	0
Kramer	1	0	0.0	0	0
Zabel	1	0	0.0	0	0
Eagles	49	1183	24.1	52	0
Opponents	48	1103	22.9	103t	1

Sacks: Eagles 32.0, Opponents 26.0

Pro Bowl Selections: S Bill Bradley

USUAL STARTERS

WR	Harold Jackson	LDE	Richard Harris
LT	Wade Key	LDT	Don Hultz
LG	Harry Allison	RDT	Ernie Calloway (8)
C	Mike Evans		Gary Pettigrew (6)
RG	Mark Nordquist	RDE	Mel Tom
RT	Steve Smith	LLB	Steve Zabel
TE	Gary Ballman (6)	MLB	Tim Rossovich
	Harold Carmichael (3)	RLB	Ron Porter
	Kent Kramer (3)	LCB	Al Nelson
WR	Ben Hawkins	RCB	Nate Ramsey
QB	Pete Liske	LS	Leroy Keyes
RB	Ron Bull (9)	RS	Bill Bradley
RB	Lee Bougness (7)		
	Al Davis (6)		
	Tom Woodeshick (5)		

1972 EAGLES STATISTICS



Record: 2-11-1, 5th in NFC East
Head Coach: Ed Khayat

S-17	L	6-28	at Dallas	58,850
S-24	L	17-27	Cleveland	65,720
O-02	L	12-27	NY Giants	65,720
O-08	L	0-14	at Washington	53,039
O-15	L	3-34	LA Rams	65,720
O-22	W	21-20	at Kansas City	78,389
O-29	L	3-21	at New Orleans	65,664
N-05	T	6-6	St. Louis	65,720
N-12	W	18-17	at Houston	34,175
N-19	L	7-28	Dallas	65,720
N-26	L	10-62	at NY Giants	62,586
D-03	L	7-23	Washington	65,720
D-10	L	12-21	Chicago	65,720
D-17	L	23-24	at St. Louis	34,827

TEAM STATS

	EAGLES	OPP
Total First Downs	201	268
Rushing	78	137
Passing	110	117
Penalty	13	14
3rd Down: Made/Att	na	na
3rd Down Pct.	na	na
4th Down: Made/Att	na	na
4th Down Pct.	na	na
Possession Avg.	na	na
Total Net Yards	3463	4738
Avg. Per Game	247.4	338.5
Total Plays	826	878
Avg. Per Play	4.2	5.4
Net Yards Rushing	1393	2266
Avg. Per Game	99.5	161.9
Total Rushes	398	543
Net Yards Passing	2070	2472
Avg. Per Game	147.9	176.6
Sacked/Yards Lost	53/457	17/143
Gross Yards	2527	2615
Att./Completions	375/184	318/175
Completion Pct.	49.1	55.0
Had Intercepted	20	19
Punts/Average	63/40.3	54/40.5
Net Punting Avg.	na	na
Penalties/Yards	76/690	72/637
Fumbles/Ball Lost	35/18	29/8
Touchdowns	12	43
Rushing	2	22
Passing	10	20
Returns	0	1

Passing	Att	Cmp	Yds	Cmp%	Yds/Att	TD	TD%	Int	Int%	Lg	Sk/Lost	Rat
Reaves	224	108	1508	48.2	6.73	7	3.1	12	5.4	77	38/322	58.4
Liske	138	71	973	51.5	7.05	3	2.2	7	5.1	67	11/107	60.4
Arrington	13	5	46	38.5	3.54	0	0.0	1	7.7	16	4/28	16.8
Eagles	375	184	2527	49.1	6.74	10	2.7	20	5.3	77	53/457	57.7
Opponents	318	175	2615	55.0	8.22	20	6.3	19	6.0	65	17/143	78.3

Rushing	No.	Yds	Avg	Lg	TD
James	182	565	3.1	22	0
Baker	90	322	3.6	14	0
Watkins	67	262	3.9	28	1
Reaves	18	109	6.3	16	1
Jackson	9	76	8.4	34	0
Bailey	7	22	3.1	5	0
Liske	7	20	2.9	9	0
Sullivan	13	13	1.0	4	0
Crowe	1	2	2.0	2	0
Arrington	1	2	2.0	2	0
Hawkins	3	0	0.0	12	0
Eagles	398	1393	3.5	34	2
Opponents	543	2266	4.2	43	22

Receiving	No.	Yds	Avg	Lg	TD
Jackson	62	1048	16.9	77	4
Hawkins	30	512	17.1	67	1
Carmichael	20	276	13.8	54	2
James	20	156	7.8	35	1
Baker	16	114	7.1	14	0
Kramer	11	17	16.0	29	1
Ballman	9	183	20.3	43	0
Watkins	6	-2	-0.3	4	0
Bailey	5	32	6.4	9	0
Sullivan	4	17	4.3	7	0
Walik	1	15	15.0	15t	1
Eagles	184	2527	13.8	77	10
Opponents	175	2615	14.9	65	20

INTs	No.	Yds	Avg	Lg	TD
Bradley	9	73	8.1	21	0
Ramsey	3	14	4.7	10	0
Porter	2	10	5.0	7	0
Keyes	2	0	0.0	0	0
Bunting	1	45	45.0	45	0
Allen	1	15	15.0	15	0
Absher	1	7	7.0	7	0
Eagles	19	158	17.6	33	0
Opponents	18	319	17.7	70t	2

Punting	No	Yds	Avg	Net	TB	Lg	B
Bradley	56	2250	40.2	na	na	60	0
McNeill	7	290	41.4	na	na	51	0
Eagles	63	2540	40.3	na	na	60	0
Opponents	54	2189	40.5	na	na	67	2

Punt Returns	Ret	FC	Yds	Avg	Lg	TD
Bradley	22	7	155	7.0	60	0
Walik	3	1	4	1.3	10	0
Winfield	1	0	12	12.0	12	0
Gibbs	1	0	8	8.0	8	0
Eagles	27	8	179	6.6	60	0
Opponents	26	28	137	5.3	48	0

Score By Periods	Q1	Q2	Q3	Q4	OT	Pts
Eagles	46	56	16	27	0	145
Opponents	60	108	100	84	0	352

Scoring	TD	Ru	Pa	Rt	PAT	FG	2Pt	Pts
Dempsey	0	0	0	0	11/12	20/35	0	71
Jackson	4	0	4	0			0	24
Carmichael	2	0	2	0			0	12
Hawkins	1	0	1	0			0	6
Kramer	1	0	1	0			0	6
James	1	0	1	0			0	6
Reaves	1	1	0	0			0	6
Walik	1	0	1	0			0	6
Watkins	1	1	0	0			0	6
Bunting/Coleman (safety)	0	0	0	0			0	2
Eagles	12	2	10	0	11/12	20/35	0	145
Opponents	43	22	20	1	42/43	16/25	0	352

* Opponents registered two safeties

Kickoff Returns	No.	Yds	Avg	Lg	TD
Nelson	25	728	29.1	78	0
Walik	21	466	22.2	35	0
Sullivan	3	72	24.0	34	0
Gibbs	3	61	20.3	23	0
Winfield	3	9	3.0	9	0
Bradley	1	20	20.0	20	0
Pettigrew	1	17	17.0	17	0
Bailey	1	2	2.0	2	0
Overmyer	1	0	0.0	0	0
Eagles	59	1339	22.7	78	0
Opponents	41	886	21.6	48	0

Sacks: Eagles 17.0, Opponents 53.0

Pro Bowl Selections: S Bill Bradley, WR Harold Jackson

USUAL STARTERS

WR	Harold Jackson	LDE	Richard Harris
LT	Wade Key	LDT	Don Hultz
LG	Tom Luken (8)	RDT	Houston Antwine
	Jim Skaggs (6)	RDE	Mel Tom
C	Mike Evans	LLB	Ron Porter
RG	Mark Nordquist	MLB	Chuck Allen (8)
RT	Steve Smith		Steve Zabel (6)
TE	Kent Kramer (8)	RLB	Bob Creech
	Gary Ballman (4)	LCB	Al Nelson
WR	Ben Hawkins	RCB	Nate Ramsey
QB	Pete Liske (7)	LS	Leroy Keyes
	John Reaves (7)	RS	Bill Bradley
RB	Ron James		
RB	Larry Watkins (8)		
	Tony Baker (6)		

1973 EAGLES STATISTICS



Record: 5-8-1, 3rd in NFC East
Head Coach: Mike McCormack

S-16	L	23-34	St. Louis	61,103
S-23	T	23-23	at NY Giants	62,289
S-30	L	7-28	Washington	64,147
O-07	L	26-27	at Buffalo	72,364
O-14	W	27-24	at St. Louis	44,400
O-21	L	21-28	at Minnesota	47,478
O-28	W	30-16	Dallas	63,300
N-04	W	24-23	New England	65,070
N-11	L	27-44	Atlanta	63,114
N-18	L	10-31	at Dallas	59,375
N-25	W	20-16	NY Giants	63,086
D-02	L	28-38	at San Francisco	51,155
D-09	W	24-23	NY Jets	34,621
D-16	L	20-38	at Washington	49,484

TEAM STATS

	EAGLES	OPP
Total First Downs	267	286
Rushing	103	136
Passing	147	135
Penalty	17	15
3rd Down: Made/Att	na	na
3rd Down Pct.	na	na
4th Down: Made/Att	na	na
4th Down Pct.	na	na
Possession Avg.	na	na
Total Net Yards	4798	5062
Avg. Per Game	342.1	361.2
Total Plays	930	903
Avg. Per Play	5.1	5.6
Net Yards Rushing	1791	2423
Avg. Per Game	127.9	172.7
Total Rushes	417	512
Net Yards Passing	2998	2639
Avg. Per Game	214.1	188.5
Sacked/Yards Lost	34/238	21/150
Gross Yards	3236	2789
Att./Completions	479/275	370/219
Completion Pct.	57.4	59.2
Had Intercepted	13	15
Punts/Average	64/40.8	49/39.9
Net Punting Avg.	na	na
Penalties/Yards	61/566	73/692
Fumbles/Ball Lost	41/15	31/15
Touchdowns	34	47
Rushing	9	22
Passing	23	22
Returns	2	3

Rushing	No.	Yds	Avg	Lg	TD
Sullivan	217	968	4.5	37	4
Bulaich	106	436	4.1	20	1
James	36	178	4.9	24	1
Bailey	20	91	4.5	15	0
Carmichael	3	42	14.0	23	0
Bouggess	15	34	2.3	11	1
Young	4	24	6.0	17t	1
Gabriel	12	10	0.8	5	1
Oliver	1	6	6.0	6	0
Reaves	2	2	1.0	3	0
Bradley	1	0	0.0	0	0
Eagles	417	1791	4.3	37	9
Opponents	512	2423	4.7	54	22

Receiving	No.	Yds	Avg	Lg	TD
Carmichael	67	1116	16.6	73	9
Young	55	854	15.5	80t	6
Sullivan	50	322	6.4	29	1
Bulaich	42	403	9.6	80t	3
Zimmerman	22	220	10.0	30t	3
James	17	94	5.5	13	0
Bailey	10	80	8.0	19	1
Hawkins	6	114	19.0	37	0
Bouggess	4	18	4.5	6	0
Oliver	1	9	9.0	9	0
Davis	1	6	6.0	6	0
Eagles	275	3236	11.8	80t	23
Opponents	219	2789	12.7	65t	22

INTs	No.	Yds	Avg	Lg	TD
Logan	5	38	7.6	30	0
Bradley	4	21	5.2	18	0
Outlaw	2	48	24.0	45t	1
Zabel	2	13	6.5	7	0
Sodaski	1	0	0.0	0	0
Wirgowski	1	0	0.0	0	0
Eagles	15	120	8.0	45t	1
Opponents	13	287	22.1	56	1

Punting	No	Yds	Avg	Net	TB	Lg	B
McNeill	46	1881	40.9	na	na	66	0
Bradley	18	735	40.8	na	na	61	0
Eagles	64	2616	40.8	na	na	66	0
Opponents	49	1957	39.9	na	na	62	0

Punt Returns	Ret	FC	Yds	Avg	Lg	TD
Bradley	8	12	106	13.3	43	0
Alexander	5	5	10	2.0	5	0
Davis	2	0	0	0.0	4	0
Eagles	15	17	116	7.7	43	0
Opponents	35	16	376	10.7	57	0

Score By Periods	Q1	Q2	Q3	Q4	OT	Pts
Eagles	55	77	103	75	0	310
Opponents	90	121	61	121	0	393

Scoring	TD	Ru	Pa	Rt	PAT	FG	2Pt	Pts
Dempsey	0	0	0	0	34/34	24/40	0	106
Carmichael	9	0	9	0			0	54
Young	7	1	6	0			0	42
Sullivan	5	4	1	0			0	30
Bulaich	4	1	3	0			0	24
Zimmerman	3	0	3	0			0	18
Bailey	1	0	1	0			0	6
Bouggess	1	1	0	0			0	6
Gabriel	1	1	0	0			0	6
James	1	1	0	0			0	6
Outlaw	1	0	0	1			0	6
Wynn	1	0	0	1			0	6
Eagles	34	9	23	2	34/34	24/40	0	310
Opponents	47	22	22	3	45/47	22/40	0	393

Kickoff Returns	No.	Yds	Avg	Lg	TD
James	16	413	25.8	36	0
Sullivan	12	280	23.3	32	0
Nelson	11	264	24.0	53	0
Davis	10	236	23.6	28	0
Alexander	9	189	21.0	25	0
Coleman	2	24	12.0	19	0
Bailey	2	18	9.0	18	0
Oliver	1	17	17.0	17	0
Eagles	63	1441	22.9	53	0
Opponents	55	1246	22.6	101t	1

Sacks: Eagles 21.0, Opponents 34.0

Pro Bowl Selections: S Bill Bradley, WR Harold Carmichael, QB Roman Gabriel, TE Charles Young

USUAL STARTERS

WR	Don Zimmerman	LDE	Dennis Wirgowski (8)
LT	Steve Smith		Jerry Philbin (6)
LG	Wade Key (9)	LDT	Gary Pettigrew
	Vern Winfield (5)	RDT	Richard Harris
C	Guy Morriss (9)	RDE	Will Wynn
	Mike Evans (5)	LLB	Steve Zabel
RG	Mark Nordquist	MLB	Marlin McKeever
RT	Jerry Sisemore	RLB	John Sodaski (9)
TE	Charles Young		John Bunting (5)
WR	Harold Carmichael	LCB	John Outlaw
QB	Roman Gabriel	RCB	Joe Lavender
RB	Tom Sullivan	LS	Randy Logan
RB	Norm Bulaich	RS	Bill Bradley

Passing	Att	Cmp	Yds	Cmp%	Yds/Att	TD	TD%	Int	Int%	Lg	Sk/Lost	Rat
Gabriel	460	270	3219	58.7	7.00	23	5.0	12	2.6	80t	31/219	85.9
Reaves	19	5	17	26.3	8.95	0	0.0	1	5.3	6	3/19	17.7
Eagles	479	275	3236	57.4	6.76	23	4.8	13	2.7	80t	34/238	82.8
Opponents	370	219	2789	59.2	7.54	22	5.9	15	4.1	65t	21/150	85.7

1974 EAGLES STATISTICS



Record: 7-7, 4th in NFC East
Head Coach: Mike McCormack

S-15	L	3-7	at St. Louis	40,322
S-23	W	13-10	Dallas	64,088
S-29	W	30-10	Baltimore	64,205
O-06	W	13-7	at San Diego	36,124
O-13	W	35-7	NY Giants	64,801
O-20	L	24-31	at Dallas	43,586
O-27	L	10-14	at New Orleans	64,257
N-03	L	0-27	at Pittsburgh	47,996
N-10	L	20-27	Washington	65,947
N-17	L	3-13	St. Louis	61,982
N-24	L	7-26	at Washington	54,395
D-01	W	36-14	Green Bay	42,030
D-08	W	20-7	at NY Giants	46,889
D-15	W	28-17	Detroit	57,157

TEAM STATS

	EAGLES	OPP
Total First Downs	244	248
Rushing	79	105
Passing	141	129
Penalty	24	14
3rd Down: Made/Att	na	na
3rd Down Pct.	na	na
4th Down: Made/Att	na	na
4th Down Pct.	na	na
Possession Avg.	na	na
Total Net Yards	3597	4270
Avg. Per Game	256.9	305.0
Total Plays	917	922
Avg. Per Play	3.9	4.6
Net Yards Rushing	1385	1797
Avg. Per Game	98.9	128.3
Total Rushes	415	460
Net Yards Passing	2212	2473
Avg. Per Game	158.0	176.6
Sacked/Yards Lost	42/319	28/211
Gross Yards	2531	2684
Att./Completions	461/258	434/230
Completion Pct.	55.9	52.9
Had Intercepted	17	18
Punts/Average	84/36.0	73/39.0
Net Punting Avg.	na	na
Penalties/Yards	76/722	86/722
Fumbles/Ball Lost	32/12	36/16
Touchdowns	31	26
Rushing	13	14
Passing	14	9
Returns	4	3

Rushing	No.	Yds	Avg	Lg	TD
Sullivan	244	760	3.1	28t	11
James	67	276	4.1	15	2
Bulaich	50	152	3.0	13	0
Gabriel	14	76	5.4	11	0
Young	6	38	6.3	14	0
Bailey	10	32	3.2	11	0
Boryla	6	25	4.2	11	0
Oliver	7	19	2.7	7	0
Reaves	1	8	8.0	8	0
Jackson	7	3	0.4	2	0
Eagles	412	1389	3.3	28t	13
Opponents	460	1797	3.9	34	14

Receiving	No.	Yds	Avg	Lg	TD
Young	63	696	11.0	29	3
Carmichael	56	649	11.6	39	8
Sullivan	39	312	8.0	23	1
James	33	230	6.9	34	0
Zimmerman	30	368	12.3	64t	2
Bulaich	28	204	7.2	26	0
Bailey	6	27	4.5	15	0
Jackson	2	17	8.5	9	0
C.Smith	1	28	28.0	28	0
Eagles	258	2531	9.8	64t	14
Opponents	230	2684	11.6	57	9

INTs	No.	Yds	Avg	Lg	TD
Bergey	5	57	11.4	27	0
Bunting	2	23	11.5	12	0
Outlaw	2	22	11.0	22	0
Bradley	2	19	9.5	10	0
Zabel	2	12	6.0	7	0
Logan	2	2	1.0	2	0
Lavender	1	37	37.0	37t	1
Patton	1	4	4.0	4	0
Halverson	1	0	0.0	0	0
Eagles	18	176	9.8	37t	1
Opponents	17	362	21.3	54	1

Punting	No	Yds	Avg	Net	TB	Lg	B
Kersey	82	2959	36.1	na	na	59	0
Bradley	2	67	33.5	na	na	35	0
Eagles	84	3026	36.0	na	na	59	2
Opponents	73	2851	39.0	na	na	59	1

Punt Returns	Ret	FC	Yds	Avg	Lg	TD
Bradley	22	5	248	11.3	22	0
Marshall	8	0	72	9.0	21	0
C.Smith	4	0	7	1.8	11	0
Reeves	3	0	12	4.0	9	0
Eagles	37	5	339	9.2	22	0
Opponents	37	14	252	6.8	19	0

Passing	Att	Cmp	Yds	Cmp%	Yds/Att	TD	TD%	Int	Int%	Lg	Sk/Lost	Rat
Gabriel	338	193	1867	57.1	5.52	9	2.7	12	3.6	64t	35/259	66.8
Boryla	102	60	580	58.8	5.69	5	4.9	3	2.9	29	4/39	78.9
Reaves	20	5	84	25.0	4.20	0	0.0	2	10.0	29	3/21	5.0
Eagles	460	258	2531	56.1	5.50	14	3.0	17	3.7	64t	42/319	66.5
Opponents	434	230	2684	53.0	6.18	9	2.1	18	4.1	57	28/211	61.6

Score By Periods	Q1	Q2	Q3	Q4	OT	Pts
Eagles	49	88	75	30	0	242
Opponents	34	65	65	53	0	217

Scoring	TD	Ru	Pa	Rt	PAT	FG	2Pt	Pts
Sullivan	12	11	1	0			0	72
Dempsey	0	0	0	0	26/30	10/16	0	56
Carmichael	8	0	8	0			0	48
Young	3	0	3	0			0	18
James	2	2	0	0			0	12
Lavender	2	0	0	2			0	12
Zimmerman	2	0	2	0			0	12
Dunstan	1	0	0	1			0	6
Wynn	1	0	0	1			0	6
Eagles	31	13	14	4	26/30	10/16	0	242
Opponents	26	14	9	3	25/26	12/25	0	217

Kickoff Returns	No.	Yds	Avg	Lg	TD
Marshall	16	412	25.8	44	0
Jackson	14	339	24.2	52	0
James	12	238	19.8	29	0
Kramer	2	39	19.5	23	0
Kirksey	1	19	19.0	19	0
Bailey	1	14	14.0	14	0
Chesson	1	1	1.0	1	0
Zimmerman	1	0	0.0	0	0
Eagles	48	1062	22.1	52	0
Opponents	46	1030	22.4	102t	1

Sacks: Eagles 28.0, Opponents 42.0

Pro Bowl Selections: LB Bill Bergey, TE Charles Young

USUAL STARTERS

WR	Harold Carmichael	LDE	Will Wynn
LT	Steve Smith	LDT	Bill Dunstan
LG	Wade Key	RDT	Jerry Patton
C	Guy Morriss	RDE	Joe Jones
RG	Mark Nordquist	LLB	Steve Zabel
RT	Jerry Sisemore	MLB	Bill Bergey
TE	Charles Young	RLB	John Bunting
WR	Don Zimmerman	LCB	John Outlaw
QB	Roman Gabriel	RCB	Joe Lavender
RB	Tom Sullivan	LS	Randy Logan
RB	Norm Bulaich (8)	RS	Bill Bradley
	Po James (5)		

1975 EAGLES STATISTICS



Record: 4-10, 5th in NFC East
Head Coach: Mike McCormack

S-21	L	14-23	NY Giants	60,798
S-28	L	13-15	at Chicago	54,392
O-05	W	26-10	Washington	64,397
O-12	L	16-24	at Miami	60,127
O-19	L	20-31	at St. Louis	45,242
O-26	L	17-20	Dallas	64,889
N-03	L	3-42	LA Rams	64,601
N-09	L	23-24	St. Louis	60,277
N-16	W	13-10	at NY Giants	53,434
N-23	L	17-27	at Dallas	57,893
N-30	W	27-17	San Francisco	56,694
D-07	L	0-31	Cincinnati	56,984
D-14	L	10-25	at Denver	37,080
D-21	W	26-3	at Washington	49,385

TEAM STATS

	EAGLES	OPP
Total First Downs	237	275
Rushing	84	130
Passing	134	123
Penalty	19	22
3rd Down: Made/Att	na	na
3rd Down Pct.	na	na
4th Down: Made/Att	na	na
4th Down Pct.	na	na
Possession Avg.	na	na
Total Net Yards	4142	4771
Avg. Per Game	295.9	340.8
Total Plays	949	970
Avg. Per Play	4.4	4.9
Net Yards Rushing	1702	2233
Avg. Per Game	121.6	159.5
Total Rushes	461	529
Net Yards Passing	2440	2538
Avg. Per Game	174.3	181.3
Sacked/Yards Lost	30/200	17/120
Gross Yards	2640	2658
Att./Completions	458/238	424/226
Completion Pct.	52.0	53.3
Had Intercepted	23	26
Punts/Average	83/38.9	65/37.0
Net Punting Avg.	na	na
Penalties/Yards	81/744	96/769
Fumbles/Ball Lost	29/12	30/18
Touchdowns	24	36
Rushing	3	20
Passing	19	13
Returns	2	3

Rushing	No.	Yds	Avg	Lg	TD
Sullivan	173	632	3.7	28	0
McAlister	103	335	3.3	18	1
Malone	101	325	3.2	18	0
James	43	196	4.6	51	1
Smith	9	85	9.4	36	0
Gabriel	13	70	5.4	39	1
Boryla	8	33	4.1	11	0
Tarver	7	20	2.8	9	0
Carmichael	1	6	6.0	6	0
Young	2	1	0.5	3	0
S.Jones	1	-1	-1.0	-1	0
Eagles	461	1702	3.7	51	3
Opponents	529	2233	4.2	32	20

Receiving	No.	Yds	Avg	Lg	TD
Young	49	659	13.4	47	3
Carmichael	49	639	13.0	62t	7
C.Smith	37	515	13.9	46	6
James	32	267	8.3	47t	1
Sullivan	28	276	9.9	35	0
Malone	20	120	6.0	15	0
McAlister	17	134	7.8	39t	2
Tarver	5	14	2.8	8	0
Krepfle	1	16	16.0	16	0
Eagles	238	2640	11.1	62t	19
Opponents	226	2658	11.8	66t	13

INTs	No.	Yds	Avg	Lg	TD
Bradley	5	56	11.2	20	0
Outlaw	5	23	4.6	23	0
LeMaster	4	133	33.3	89t	1
Parker	4	15	3.8	11	0
Lavender	3	59	19.7	36t	1
Bergey	3	48	16.0	20	0
Bunting	1	6	6.0	6	0
Logan	1	4	4.0	4	0
Eagles	26	344	13.2	89t	2
Opponents	23	411	17.9	76t	2

Punting	No	Yds	Avg	Net	TB	Lg	B
S.Jones	68	2742	40.3	na	na	64	0
Kersey	15	489	32.6	na	na	50	0
Eagles	83	3231	38.9	na	na	64	0
Opponents	65	2406	37.0	na	na	54	0

Punt Returns	Ret	FC	Yds	Avg	Lg	TD
Marshall	23	2	235	10.2	39	0
Morgan	8	0	60	7.5	13	0
Bradley	4	3	4	1.0	6	0
Eagles	35	5	299	8.5	39	0
Opponents	58	6	530	9.1	51	1

Score By Periods	Q1	Q2	Q3	Q4	OT	Pts
Eagles	52	66	33	74	0	225
Opponents	43	108	50	101	0	302

Scoring	TD	Ru	Pa	Rt	PAT	FG	2Pt	Pts
Muhlmann	0	0	0	0	21/24	20/29	0	81
Carmichael	7	0	7	0			0	42
C.Smith	6	0	6	0			0	36
McAlister	3	1	2	0			0	18
Young	3	0	3	0			0	18
James	2	1	1	0			0	12
Gabriel	1	1	0	0			0	6
Lavender	1	0	0	1			0	6
LeMaster	1	0	0	1			0	6
Eagles	24	3	19	2	21/24	20/29	0	225
Opponents	36	20	13	3	32/36	18/27	0	302

Kickoff Returns	No.	Yds	Avg	Lg	TD
Marshall	22	557	25.3	33	0
James	13	311	23.9	38	0
McAlister	12	278	23.2	42	0
Morgan	7	170	24.3	33	0
Sullivan	3	42	14.0	23	0
Opperman	1	15	15.0	15	0
Sisemore	1	15	15.0	15	0
Eagles	59	1388	23.5	42	0
Opponents	51	1149	22.5	50	0

Sacks: Eagles 17.0, Opponents 30.0

Pro Bowl Selections: QB Mike Boryla, TE Charles Young

USUAL STARTERS

WR	Harold Carmichael	LDE	Will Wynn
LT	Stan Walters	LDT	Rich Glover
LG	John Niland	RDT	Bill Dunstan
C	Guy Morriss	RDE	Blenda Gay (8)
RG	Bill Lueck		Joe Jones (5)
RT	Jerry Sisemore	LLB	Frank LeMaster
TE	Charles Young	MLB	Bill Bergey
WR	Charles Smith	RLB	John Bunting
QB	Roman Gabriel (9)	LCB	John Outlaw
	Mike Boryla (5)	RCB	Joe Lavender
RB	Tom Sullivan	LS	Randy Logan
RB	Art Malone	RS	Bill Bradley

Passing	Att	Cmp	Yds	Cmp%	Yds/Att	TD	TD%	Int	Int%	Lg	Sk/Lost	Rat
Gabriel	292	151	1644	51.7	5.63	13	4.5	11	3.8	62t	18/131	67.8
Boryla	166	87	996	52.4	6.00	6	3.6	12	7.2	46	12/69	52.7
Eagles	458	238	2640	52.0	5.76	19	4.1	23	5.0	62t	30/200	62.3
Opponents	424	226	2658	53.3	6.27	13	3.1	26	6.1	66t	17/120	57.3

1976 EAGLES STATISTICS



Record: 4-10, 4th in NFC East Head Coach: Dick Vermeil					
S-12	L	7-27	at Dallas	55,530	
S-19	W	20-7	NY Giants	60,643	
S-27	L	17-20	Washington (OT)	60,131	
O-03	W	14-13	at Atlanta	45,535	
O-10	L	14-33	St. Louis	44,933	
O-17	L	13-28	at Green Bay	55,398	
O-24	L	12-31	Minnesota	56,233	
O-31	W	10-0	at NY Giants	68,690	
N-07	L	14-17	at St. Louis	60,760	
N-14	L	3-24	at Cleveland	62,120	
N-21	L	7-26	Oakland	62,133	
N-28	L	0-24	at Washington	54,292	
D-05	L	7-26	Dallas	55,072	
D-12	W	27-10	Seattle	37,949	

TEAM STATS			EAGLES	OPP
Total First Downs			220	262
Rushing			109	113
Passing			91	129
Penalty			20	20
3rd Down: Made/Att			na	na
3rd Down Pct.			na	na
4th Down: Made/Att			na	na
4th Down Pct.			na	na
Possession Avg.			na	na
Total Net Yards			3572	4600
Avg. Per Game			255.1	328.6
Total Plays			915	954
Avg. Per Play			3.9	4.8
Net Yards Rushing			2080	2050
Avg. Per Game			148.6	146.4
Total Rushes			505	532
Net Yards Passing			1492	2550
Avg. Per Game			106.6	182.1
Sacked/Yards Lost			43/352	19/138
Gross Yards			1844	2688
Att./Completions			369/182	404/237
Completion Pct.			49.3	58.7
Had Intercepted			18	9
Punts/Average			97/35.5	86/37.9
Net Punting Avg.			29.9	31.1
Penalties/Yards			91/722	105/927
Fumbles/Ball Lost			33/14	31/15
Touchdowns			19	35
Rushing			8	16
Passing			11	17
Returns			0	2

Passing	Att	Cmp	Yds	Cmp%	Yds/Att	TD	TD%	Int	Int%	Lg	Sk/Lost	Rat
Boryla	246	123	1247	50.0	5.07	9	3.7	14	5.7	48	29/235	53.3
Gabriel	92	46	476	50.0	5.17	2	2.2	2	2.2	34	13/111	63.5
Walton	28	12	125	42.9	4.46	0	0.0	2	7.1	33	1/6	26.6
Carmichael	2	0	0	0.0	0.00	0	0.0	0	0.0	0	0/0	39.6
Jones	1	1	-4	100.0	-4.00	0	0.0	0	0.0	0	0/0	79.2
Eagles	369	182	1844	49.3	5.00	11	3.0	18	4.9	48	43/352	53.6
Opponents	404	237	2688	58.7	6.65	17	4.2	9	2.2	69	19/138	83.4

Rushing	No.	Yds	Avg	Lg	TD
Hogan	123	561	4.6	32	0
Sullivan	99	399	4.0	26	2
Hampton	71	267	3.8	59	1
McAlister	68	265	3.9	20	0
Lusk	61	254	4.2	22	0
Boryla	29	166	5.7	22	2
Olds	36	120	3.3	8	1
C.Smith	9	25	2.8	14	1
Malone	2	14	7.0	15	1
Young	1	6	6.0	6	0
Gabriel	14	2	0.1	5	0
Walton	2	1	0.5	1	0
Eagles	515	2080	4.1	59	8
Opponents	532	2050	3.8	46	16

Receiving	No.	Yds	Avg	Lg	TD
Carmichael	42	503	12.0	24	5
Young	30	374	12.5	29	0
C.Smith	27	412	15.3	48t	4
Hogan	15	89	6.0	12	0
Sullivan	14	116	8.3	21	1
Lusk	13	119	9.2	42	0
McAlister	12	72	6.0	25	0
Hampton	12	57	4.8	19	0
Olds	9	29	3.2	14	0
Krepfle	6	80	13.3	17	1
Malone	1	-3	-3.0	-3	0
LeMaster	1	-4	-4.0	-4	0
Eagles	182	1794	10.1	48t	11
Opponents	237	2688	11.3	69	17

INTs	No.	Yds	Avg	Lg	TD
Bradley	2	63	31.5	52	0
Bergey	2	48	24.0	37	0
Outlaw	2	19	9.5	19	0
Logan	1	38	38.0	38	0
Ehlers	1	27	27.0	27	0
Clark	1	0	0.0	0	0
Eagles	9	195	21.7	52	0
Opponents	18	189	10.5	37	1

Punting	No	Yds	Avg	Net	TB	Lg	B
Jones	94	3445	36.6	29.9	na	57	3
Eagles	97	3445	35.5	29.9	na	57	3
Opponents	86	3260	37.9	31.1	na	58	na

Score By Periods		Q1	Q2	Q3	Q4	OT	Pts		
Eagles		34	53	23	55	0	165		
Opponents		41	100	69	73	3	286		
Scoring		TD	Ru	Pa	Rt	PAT	FG	2Pt	Pts
Muhlmann		0	0	0	0	18/19	11/16	0	51
Carmichael		5	0	5	0			0	30
C.Smith		5	1	4	0			0	30
Sullivan		3	2	1	0			0	18
Boryla		2	2	0	0			0	12
Hampton		1	1	0	0			0	6
Krepfle		1	0	1	0			0	6
Malone		1	1	0	0			0	6
Olds		1	1	0	0			0	6
Eagles		19	8	11	0	18/19	11/16	0	165
Opponents		35	16	17	2	33/35	13/23	0	286

* Opponents registered two safeties

Kickoff Returns	No.	Yds	Avg	Lg	TD
Marshall	30	651	21.7	41	0
McAlister	9	172	19.1	28	0
Lusk	7	155	22.1	27	0
Sullivan	5	108	21.6	26	0
Hampton	3	46	15.3	23	0
Olds	1	11	11.0	11	0
Ehlers	1	8	8.0	8	0
C.Smith	1	3	3.0	3	0
Bleamer	1	0	0.0	0	0
Eagles	58	1154	19.8	41	0
Opponents	44	902	20.5	53	0

Punt Returns	Ret	FC	Yds	Avg	Lg	TD
Marshall	27	9	290	10.7	29	0
Bradley	9	5	64	7.1	23	0
Clark	4	0	57	14.3	24	0
Burke	1	0	14	14.0	14	0
Eagles	41	14	425	10.4	29	0
Opponents	53	10	405	7.6	55	0

Sacks: Eagles 19.0, Opponents 43.0

Pro Bowl Selections: LB Bill Bergey

USUAL STARTERS	
WR Harold Carmichael	LDE Blenda Gay
LT Stan Walters	LDT Manny Sistrunk
LG Wade Key	RDT Carl Hairston(8)
C Guy Morriss	Pete Lazetich (5)
RG Jerry Sisemore	RDE Will Wynn
RT Ed George	LLB Frank LeMaster
TE Charles Young	MLB Bill Bergey
WR Charles Smith	RLB John Bunting
QB Mike Boryla	LCB John Outlaw
RB Tom Sullivan	RCB Al Clark
RB Mike Hogan	LS Randy Logan
	RS Bill Bradley

1977 EAGLES STATISTICS



Record: 5-9, 4th in NFC East
Head Coach: Dick Vermeil

S-18	W	13-3	Tampa Bay	61,549
S-25	L	0-20	at LA Rams	46,031
O-02	L	13-17	at Detroit	57,236
O-09	W	28-10	at NY Giants	48,824
O-16	L	17-21	St. Louis	60,535
O-23	L	10-16	Dallas	65,507
O-30	L	17-23	at Washington	55,031
N-06	W	28-7	New Orleans	53,482
N-13	L	14-17	Washington	60,702
N-20	L	16-21	at St. Louis	48,768
N-27	L	6-14	at New England	57,893
D-04	L	14-24	at Dallas	60,289
D-11	W	17-14	NY Giants	47,731
D-18	W	27-0	NY Jets	19,241

TEAM STATS

	EAGLES	OPP
Total First Downs	211	216
Rushing	98	95
Passing	100	106
Penalty	13	15
3rd Down: Made/Att	na	na
3rd Down Pct.	na	na
4th Down: Made/Att	na	na
4th Down Pct.	na	na
Possession Avg.	na	na
Total Net Yards	3575	3793
Avg. Per Game	255.4	270.9
Total Plays	880	925
Avg. Per Play	4.1	4.1
Net Yards Rushing	1719	1917
Avg. Per Game	122.7	136.9
Total Rushes	484	520
Net Yards Passing	1856	1876
Avg. Per Game	132.5	134.0
Sacked/Yards Lost	47/342	47/316
Gross Yards	2198	2192
Att./Completions	349/167	358/183
Completion Pct.	47.9	51.1
Had Intercepted	21	21
Punts/Average	95/36.5	91/38.7
Net Punting Avg.	32.8	31.0
Penalties/Yards	78/642	85/703
Fumbles/Ball Lost	30/16	26/13
Touchdowns	29	25
Rushing	10	10
Passing	18	14
Returns	1	1

Rushing	No.	Yds	Avg	Lg	TD
Hogan	155	546	3.5	19	0
Sullivan	125	363	2.9	14	0
Betterson	62	233	3.8	17t	1
Lusk	52	229	4.4	70t	2
Montgomery	45	183	4.1	27t	2
Jaworski	40	124	3.1	44	5
LeMaster	1	30	30.0	30	0
Smith	2	13	6.5	8	0
Franklin	1	0	0.0	0	0
Henry	1	-2	-2.0	-2	0
Eagles	484	1719	3.6	70t	10
Opponents	520	1917	3.7	84t	10

Receiving	No.	Yds	Avg	Lg	TD
Carmichael	46	665	14.5	50t	7
Smith	33	464	14.1	32	4
Krepfle	27	530	19.6	55t	3
Sullivan	26	223	8.6	30	2
Hogan	19	118	6.2	51t	1
Lusk	5	102	20.4	36t	1
Betterson	4	41	10.3	15	0
Montgomery	3	18	6.0	8	0
Henry	2	16	8.0	14	0
Papale	1	15	15.0	15	0
Osborne	1	6	6.0	6	0
Eagles	167	2198	13.2	55t	18
Opponents	183	2192	11.9	80t	14

INTs	No.	Yds	Avg	Lg	TD
Sanders	6	122	20.3	45	0
Edwards	6	9	1.5	6	0
Logan	5	124	24.8	45	0
Outlaw	2	41	20.5	38	0
Bergey	2	4	2.0	4	0
Eagles	21	300	14.3	45	0
Opponents	21	256	12.1	41	0

Punting	No	Yds	Avg	Net	TB	Lg	B
Jones	93	3463	37.2	32.8	na	68	2
Eagles	95	3463	36.5	32.8	na	68	2
Opponents	91	3523	38.7	31.0	na	56	na

Punt Returns	Ret	FC	Yds	Avg	Lg	TD
Marshall	46	5	489	10.6	48	0
Henry	2	0	25	12.5	22	0
Mitchell	2	0	4	2.0	4	0
Eagles	50	5	518	10.4	48	0
Opponents	45	14	244	5.4	18	0

Score By Periods	Q1	Q2	Q3	Q4	OT	Pts
Eagles	34	81	40	65	0	220
Opponents	42	64	43	58	0	207

Scoring	TD	Ru	Pa	Rt	PAT	FG	2Pt	Pts
Carmichael	7	0	7	0			0	42
Jaworski	5	5	0	0			0	30
Muhlmann	0	0	0	0	17/19	3/8	0	26
Smith	4	0	4	0			0	24
Krepfle	3	0	3	0			0	18
Lusk	3	2	1	0			0	18
Montgomery	3	2	0	1			0	18
Mike-Mayer	0	0	0	0	7/7	3/3	0	16
Sullivan	2	0	2	0			0	12
Betterson	1	1	0	0			0	6
Hogan	1	0	1	0			0	6
Johansson	0	0	0	0	1/3	1/4	0	4
Eagles	29	10	18	1	25/29	7/15	0	220
Opponents	25	10	14	1	24/25	11/26	0	207

Kickoff Returns	No.	Yds	Avg	Lg	TD
Montgomery	23	619	26.9	99t	1
Marshall	20	455	22.8	44	0
Lusk	1	23	23.0	23	0
Betterson	1	13	13.0	13	0
Eagles	45	1110	24.7	99t	1
Opponents	47	940	20.0	43	0

Sacks: Eagles 47.0, Opponents 47.0

Pro Bowl Selections: LB Bill Bergey

USUAL STARTERS

WR	Harold Carmichael	LDE	Manny Sistrunk
LT	Stan Walters	NT	Charlie Johnson
LG	Wade Key	RDE	Carl Hairston
C	Guy Morriss	LLB	John Bunting
RG	Jerry Sisemore	ILB	Bill Bergey
RT	Ed George	ILB	Frank LeMaster
TE	Keith Krepfle	RLB	Drew Mahalic
WR	Charles Smith	LCB	John Outlaw
QB	Ron Jaworski	RCB	Herman Edwards
RB	Tom Sullivan	SS	Randy Logan
RB	Mike Hogan	FS	John Sanders

Passing	Att	Cmp	Yds	Cmp%	Yds/Att	TD	TD%	Int	Int%	Lg	Sk/Lost	Rat
Jaworski	346	166	2183	48.0	6.31	18	5.2	21	6.1	55t	47/342	60.4
Gabriel	3	1	15	33.3	5.00	0	0.0	0	0.0	15	0/0	50.7
Eagles	349	167	2198	47.9	6.30	18	5.2	21	6.0	55t	47/342	60.3
Opponents	358	183	2192	51.1	6.12	14	3.9	21	5.9	80t	47/316	58.8

1978 EAGLES STATISTICS



Record: 9-7, 2nd in NFC East
Head Coach: Dick Vermeil

S-03	L	14-16	LA Rams	64,721
S-10	L	30-35	at Washington	54,380
S-17	W	24-17	at New Orleans	49,242
S-24	W	17-3	Miami	62,998
O-01	W	17-14	at Baltimore	47,639
O-08	L	14-24	at New England	61,016
O-15	W	17-10	Washington	65,722
O-22	L	7-14	at Dallas	60,525
O-29	L	10-16	St. Louis	62,989
N-05	W	10-3	Green Bay	64,214
N-12	W	17-9	NY Jets	60,249
N-19	W	19-17	at NY Giants	70,318
N-26	W	14-10	at St. Louis	39,693
D-03	L	27-28	at Minnesota	38,722
D-10	L	13-31	Dallas	64,667
D-17	W	20-3	NY Giants	56,396
NFC WILD CARD				
D-24	L	13-14	at Atlanta	49,447

TEAM STATS

	EAGLES	OPP
Total First Downs	271	248
Rushing	143	92
Passing	112	136
Penalty	16	20
3rd Down: Made/Att	na	na
3rd Down Pct.	na	na
4th Down: Made/Att	na	na
4th Down Pct.	na	na
Possession Avg.	na	na
Total Net Yards	4653	4635
Avg. Per Game	290.8	289.7
Total Plays	1029	1000
Avg. Per Play	4.5	4.6
Net Yards Rushing	2456	1862
Avg. Per Game	153.5	116.4
Total Rushes	587	504
Net Yards Passing	2197	2773
Avg. Per Game	137.3	173.3
Sacked/Yards Lost	41/288	29/213
Gross Yards	2485	2986
Att./Completions	401/207	448/228
Completion Pct.	51.6	50.9
Had Intercepted	16	28
Punts/Average	92/36.8	83/39.1
Net Punting Avg.	30.8	31.7
Penalties/Yards	91/800	102/874
Fumbles/Ball Lost	37/22	40/22
Touchdowns	36	30
Rushing	16	11
Passing	16	17
Returns	4	2

Passing	Att	Cmp	Yds	Cmp%	Yds/Att	TD	TD%	Int	Int%	Lg	Sk/Lost	Rat
Jaworski	398	206	2487	51.8	6.25	16	4.0	16	4.0	56t	41/288	67.9
Sciarra	1	0	0	0.0	0.00	0	0.0	0	0.0	--	0/0	39.6
Walton	1	0	0	0.0	0.00	0	0.0	0	0.0	--	0/0	39.6
Engles	1	1	-2	100.0	-2.00	0	0.0	0	0.0	-2	0/0	79.2
Eagles	401	207	2485	51.6	6.20	16	4.0	16	4.0	56t	41/288	67.6
Opponents	448	228	2986	50.9	6.67	17	3.8	28	6.3	58t	29/213	58.9

Rushing	No.	Yds	Avg	Lg	TD
Montgomery	259	1220	4.7	47	9
Hogan	145	607	4.2	33	4
Campfield	61	247	4.1	50	0
Franklin	60	167	2.8	9	0
Jaworski	30	79	2.6	15	0
Betterson	11	32	2.9	5	0
LeMaster	2	29	14.5	23	0
Carmichael	1	21	21.0	21	0
Payne	1	17	17.0	17	0
Engles	1	16	16.0	16	0
Sciarra	8	11	1.4	4	2
Giammona	4	6	1.5	3	0
Barnes	1	4	4.0	4t	1
Walton	2	0	0.0	0	0
Michel	1	0	0.0	0	0
Eagles	587	2456	4.2	50	16
Opponents	504	1862	3.7	24	11

Receiving	No.	Yds	Avg	Lg	TD
Carmichael	55	1072	19.5	56t	8
Montgomery	34	195	5.7	23	1
Hogan	31	164	5.3	16	1
Krepfle	26	374	14.4	34t	3
Campfield	15	101	6.7	25	0
Payne	13	238	15.9	50	1
Osborne	13	145	11.2	48	0
Smith	11	142	12.9	27t	2
Franklin	7	46	6.6	15	0
Betterson	2	8	4.0	5	0
Eagles	207	2485	12.0	56t	16
Opponents	228	2986	13.1	58t	17

INTs	No.	Yds	Avg	Lg	TD
Edwards	7	59	8.4	25	0
Sanders	5	43	8.6	24	1
Bergey	4	70	17.5	50	0
LeMaster	3	22	7.3	9t	1
Howard	3	15	5.0	15	0
Logan	2	15	7.5	9	0
Sciarra	1	21	21.0	21	0
Hairston	1	12	12.0	12	0
Bunting	1	9	9.0	9	0
Mahalic	1	5	5.0	5	0
Eagles	28	271	9.7	50	2
Opponents	16	131	8.1	34	0

Punting	No	Yds	Avg	Net	TB	Lg	B
Michel	58	2078	35.8	30.9	na	52	0
Engles	33	1307	39.6	30.6	na	53	1
Eagles	92	3385	36.8	30.8	na	53	1
Opponents	83	3245	39.1	31.7	na	66	na

Score By Periods	Q1	Q2	Q3	Q4	OT	Pts
Eagles	41	84	36	109	0	270
Opponents	81	71	54	44	0	250

Scoring	TD	Ru	Pa	Rt	PAT	FG	2Pt	Pts
Montgomery	10	9	1	0			0	60
Carmichael	8	0	8	0			0	48
Mike-Mayer	0	0	0	0	21/24	8/17	0	45
Hogan	5	4	1	0			0	30
Krepfle	3	0	3	0			0	18
Sciarra	2	2	0	0			0	12
C.Smith	2	0	2	0			0	12
Michel	0	0	0	0	9/12	0/0	0	9
Barnes	1	1	0	0			0	6
Edwards	1	0	0	1			0	6
Henry	1	0	0	1			0	6
LeMaster	1	0	0	1			0	6
Payne	1	0	1	0			0	6
Sanders	1	0	0	1			0	6
Eagles	36	16	16	4	30/36	8/17	0	270
Opponents	30	11	17	2	28/30	14/26	0	250

Punt Returns	Ret	FC	Yds	Avg	Lg	TD
Sciarra	37	9	251	6.8	23	0
Henry	11	1	165	15.0	15t	1
Giammona	0	1	0	0.0	0	0
Eagles	48	11	416	8.7	57t	1
Opponents	47	12	354	7.5	80t	1

Kickoff Returns	No.	Yds	Avg	Lg	TD
Campfield	18	368	20.4	31	0
Giammona	12	245	20.4	31	0
Betterson	7	185	26.4	44	0
Montgomery	6	154	25.7	34	0
Lusk	3	61	20.3	24	0
Henry	3	54	18.0	24	0
Tautolo	3	45	15.0	24	0
Barnes	2	22	11.0	18	0
Sciarra	1	0	0.0	0	0
Eagles	55	1134	20.6	44	0
Opponents	56	1154	20.6	41	0

Sacks: Eagles 29.0, Opponents 41.0

Pro Bowl Selections: LB Bill Bergey, WR Harold Carmichael, RB Wilbert Montgomery, LT Stan Walters

USUAL STARTERS			
WR	Harold Carmichael	LDE	Manny Sistrunk
LT	Stan Walters	NT	Charlie Johnson
LG	Wade Key	RDE	Carl Hairston
C	Guy Morriss	LLB	Reggie Wilkes
RG	Woody Peoples	ILB	Bill Bergey
RT	Jerry Sisemore	ILB	Frank LeMaster
TE	Keith Krepfle	RLB	Drew Mahalic
WR	Ken Payne (9)	LCB	John Outlaw (8)
	Charles Smith (6)		Bob Howard (6)
QB	Ron Jaworski	RCB	Herman Edwards
RB	Wilbert Montgomery	SS	Randy Logan
RB	Mike Hogan		

1979 EAGLES STATISTICS



Record: 11-5, 2nd in NFC East
Head Coach: Dick Vermeil

S-02	W	23-17	NY Giants	67,366
S-10	L	10-14	Atlanta	66,935
S-16	W	26-14	at New Orleans	54,212
S-23	W	17-13	at NY Giants	74,265
S-30	W	17-14	Pittsburgh	70,352
O-07	W	28-17	Washington	69,142
O-14	W	24-20	at St. Louis	48,367
O-21	L	7-17	at Washington	54,442
O-28	L	13-37	at Cincinnati	42,036
N-04	L	19-24	Cleveland	69,019
N-12	W	31-21	at Dallas	62,417
N-18	W	16-13	St. Louis	70,235
N-25	W	21-10	at Green Bay	50,023
D-02	W	44-7	Detroit	66,128
D-08	L	17-24	Dallas	71,434
D-16	W	26-20	at Houston	49,407
NFC WILD CARD				
D-23	W	27-17	Chicago	69,397
NFC DIVISIONAL PLAYOFF				
D-29	L	17-24	at Tampa Bay	71,402

TEAM STATS

	EAGLES	OPP
Total First Downs	292	273
Rushing	122	128
Passing	150	125
Penalty	20	20
3rd Down: Made/Att	na	na
3rd Down Pct.	na	na
4th Down: Made/Att	na	na
4th Down Pct.	na	na
Possession Avg.	na	na
Total Net Yards	5031	4745
Avg. Per Game	314.7	296.6
Total Plays	1011	1019
Avg. Per Play	5.0	4.7
Net Yards Rushing	2421	2271
Avg. Per Game	151.3	141.9
Total Rushes	567	515
Net Yards Passing	2610	2474
Avg. Per Game	163.4	154.6
Sacked/Yards Lost	34/272	45/324
Gross Yards	2882	2798
Att./Completions	410/209	459/243
Completion Pct.	51.0	52.9
Had Intercepted	13	22
Punts/Average	76/38.9	85/39.9
Net Punting Avg.	34.7	33.5
Penalties/Yards	90/689	86/641
Fumbles/Ball Lost	37/16	20/11
Touchdowns	39	34
Rushing	17	16
Passing	21	18
Returns	1	0

Rushing	No.	Yds	Avg	Lg	TD
Montgomery	338	1512	4.5	62t	9
Harris	107	504	4.7	80	2
Campfield	30	165	5.5	40	3
Jaworski	43	119	2.8	21	2
Barnes	25	74	3.0	21	1
Giammona	15	38	2.5	9	0
LeMaster	1	15	15.0	15	0
Carmichael	1	0	0.0	0	0
Carr	1	-1	-1.0	-1	0
Walton	6	-5	-0.8	2	0
Eagles	567	2421	4.3	80	17
Opponents	515	2271	4.4	75	16

Receiving	No.	Yds	Avg	Lg	TD
Carmichael	52	872	16.8	50	11
Krepfle	41	760	18.5	45	3
Montgomery	41	494	12.0	53t	5
Smith	24	399	16.6	39	1
Harris	22	107	4.9	15	0
Campfield	16	115	7.2	17	0
Fitzkee	8	105	13.1	19	1
Spagnola	2	24	12.0	14	0
Barnes	1	6	6.0	6	0
Carr	1	2	2.0	2	0
McRae	1	-2	-2.0	-2	0
Eagles	209	2882	13.8	53t	21
Opponents	243	2798	11.5	78t	18

INTs	No.	Yds	Avg	Lg	TD
Wilson	4	70	17.5	50	0
Logan	3	57	19.0	35	0
Howard	3	34	11.3	34	0
Edwards	3	6	2.0	6	0
Sciarra	2	45	22.5	34	0
Chesley	2	39	19.5	25	0
Bunting	2	13	6.5	13	0
Wilkes	2	0	0.0	0	0
Bergey	1	0	0.0	0	0
Eagles	22	264	12.0	50	0
Opponents	13	132	10.2	23	0

Punting	No	Yds	Avg	Net	TB	Lg	B
Runager	74	2927	39.6	34.8	na	57	1
Franklin	1	32	32.0	32.0	na	32	0
Eagles	76	2959	38.9	34.7	na	57	1
Opponents	85	3392	39.9	33.5	na	62	na

Punt Returns	Ret	FC	Yds	Avg	Lg	TD
Henry	35	7	320	9.1	34	0
Sciarra	16	0	182	11.4	38	0
Giammona	5	0	42	8.4	14	0
Blackmore	1	1	0	0.0	0	0
Eagles	57	8	544	9.5	38	0
Opponents	34	10	200	5.9	24	0

Passing	Att	Cmp	Yds	Cmp%	Yds/Att	TD	TD%	Int	Int%	Lg	Sk/Lost	Rat
Jaworski	374	190	2669	50.8	7.14	18	4.8	12	3.2	53t	na	76.8
Walton	36	19	213	52.8	5.92	3	8.3	1	2.8	31	na	86.9
Eagles	410	209	2882	51.0	7.03	21	5.1	13	3.2	53t	34/272	77.7
Opponents	459	243	2798	52.9	6.10	18	3.9	23	5.0	78	45/324	63.8

Score By Periods	Q1	Q2	Q3	Q4	OT	Pts
Eagles	58	122	86	73	0	339
Opponents	53	67	52	110	0	282

Scoring	TD	Ru	Pa	Rt	PAT	FG	2Pt	Pts
Franklin	0	0	0	0	36/39	23/31	0	105
Montgomery	14	9	5	0			0	84
Carmichael	11	0	11	0			0	66
Campfield	3	3	0	1			0	24
Krepfle	3	0	3	0			0	18
Harris	2	2	0	0			0	12
Jaworski	2	2	0	0			0	12
Barnes	1	1	0	0			0	6
Fitzkee	1	0	1	0			0	6
Smith	1	0	1	0			0	6
Eagles	39	17	21	1	36/39	23/31	0	339
Opponents	34	16	18	0	33/34	15/23	0	282

Kickoff Returns	No.	Yds	Avg	Lg	TD
Henry	28	668	23.9	53	0
Giammona	15	294	19.6	31	0
Campfield	7	251	35.9	92t	1
Wilson	2	0	0.0	0	0
Barnes	1	23	23.0	23	0
Latimer	1	18	18.0	18	0
Montgomery	1	6	6.0	6	0
Smith	1	1	1.0	1	0
Eagles	56	1261	22.5	92t	1
Opponents	69	1267	18.4	38	0

Sacks: Eagles 45.0, Opponents 34.0

Pro Bowl Selections: WR Harold Carmichael, KR Wally Henry, NT Charlie Johnson, SS Randy Logan, RB Wilbert Montgomery, RT Jerry Sisemore, LT Stan Walters

USUAL STARTERS

WR	Harold Carmichael	LDE	Claude Humphrey
LT	Stan Walters	NT	Charlie Johnson
LG	Wade Key	RDE	Carl Hairston
C	Guy Morriss	LLB	John Bunting
RG	Woody Peoples	ILB	Terry Tautolo (8)
RT	Jerry Sisemore		Jerry Robinson (5)
TE	Keith Krepfle	ILB	Frank LeMaster
WR	Charles Smith	RLB	Reggie Wilkes
QB	Ron Jaworski	LCB	Bob Howard
RB	Wilbert Montgomery	RCB	Herman Edwards
RB	Leroy Harris	SS	Randy Logan
		FS	Brenard Wilson

1980 EAGLES STATISTICS



Record: 12-4, 1st in NFC East
Head Coach: Dick Vermeil

S-07	W	27-6	Denver	70,307
S-14	W	42-7	at Minnesota	46,460
S-22	W	35-3	NY Giants	70,767
S-28	L	14-24	at St. Louis	49,079
O-05	W	24-14	Washington	69,044
O-12	W	31-16	at NY Giants	71,051
O-19	W	17-10	Dallas	70,696
O-26	W	17-14	Chicago	68,752
N-02	W	27-20	at Seattle	61,046
N-09	W	34-21	at New Orleans	44,340
N-16	W	24-0	at Washington	51,897
N-23	W	10-7	Oakland	68,585
N-30	L	21-22	at San Diego	51,760
D-07	L	17-20	Atlanta	70,205
D-14	W	17-3	St. Louis	68,969
D-21	L	27-35	at Dallas	62,548

NFC DIVISIONAL PLAYOFF

J-03	W	31-16	Minnesota	68,434
------	---	-------	-----------	--------

NFC CHAMPIONSHIP GAME

J-11	W	20-7	Dallas	70,696
------	---	------	--------	--------

SUPER BOWL XV (New Orleans)

J-25	L	10-27	Oakland	75,500
------	---	-------	---------	--------

TEAM STATS

	EAGLES	OPP
Total First Downs	326	270
Rushing	118	87
Passing	186	157
Penalty	22	26
3rd Down: Made/Att	89/217	84/245
3rd Down Pct.	41.0	34.3
4th Down: Made/Att	na	na
4th Down Pct.	na	na
Possession Avg.	na	na
Total Net Yards	5519	4428
Avg. Per Game	344.9	276.8
Total Plays	1037	1032
Avg. Per Play	5.3	4.3
Net Yards Rushing	1995	1603
Avg. Per Game	124.7	100.1
Total Rushes	528	445
Net Yards Passing	3524	2825
Avg. Per Game	220.3	176.6
Sacked/Yards Lost	33/247	44/355
Gross Yards	3771	3180
Att./Completions	477/275	543/265
Completion Pct.	57.7	48.8
Had Intercepted	12	25
Punts/Average	76/38.8	89/41.3
Net Punting Avg.	33.7	33.2
Penalties/Yards	96/809	87/749
Fumbles/Ball Lost	29/16	28/11
Touchdowns	48	26
Rushing	19	8
Passing	28	16
Returns	1	2

Rushing	No.	Yds	Avg	Lg	TD
Montgomery	193	778	4.0	72t	8
Giammona	98	361	3.7	44	4
L.Harris	104	330	3.2	22	3
Harrington	32	166	5.2	19t	2
Campfield	44	120	2.7	19	1
Jaworski	27	95	3.5	19	1
Hogan	12	44	3.7	12	1
C.Smith	5	33	6.6	16	0
LeMaster	2	21	10.5	11	0
Fitzkee	1	15	15.0	15	0
Sciarr	3	11	3.7	9	0
Dixon	2	8	0.3	0	0
Culbreath	1	3	0.3	3	0
Pisarcik	3	-3	-1.0	-3	0
Eagles	528	1995	3.8	72t	20
Opponents	445	1603	3.6	37t	8

Receiving	No.	Yds	Avg	Lg	TD
Montgomery	50	407	8.1	46	2
Carmichael	48	815	17.0	56t	9
C.Smith	47	825	17.6	31	3
Krepfle	30	450	15.0	27	4
Campfield	26	275	10.6	50	2
Spagnola	18	193	10.7	20	3
Giammona	17	178	10.4	30	1
L.Harris	15	207	13.8	51	1
Parker	9	148	16.4	30	1
Fitzkee	6	169	28.2	45t	2
Henry	4	68	17.0	20	0
Harrington	3	24	8.0	17	0
Gilbert	1	7	7.0	7	0
Dixon	1	5	5.0	5	0
Eagles	275	3771	13.7	56t	28
Opponents	265	3180	12.0	86t	16

INTs	No.	Yds	Avg	Lg	TD
Wilson	6	79	13.2	41	0
Young	4	27	6.8	26	0
Edwards	3	12	4.0	9	0
Johnson	3	9	3.0	9	0
Robinson	2	13	6.5	13	0
Blackmore	2	0	0.0	0	0
Logan	1	16	16.0	16	0
Bergey	1	7	7.0	7	0
LeMaster	1	7	7.0	7	0
Hairston	1	0	0.0	0	0
Wilkes	1	0	0.0	0	0
Eagles	25	170	6.9	41	0
Opponents	12	220	18.3	70t	1

Punting	No	Yds	Avg	Net	TB	Lg	B
Runager	75	2947	39.3	33.7	na	58	1
Eagles	76	2947	38.8	33.7	na	58	1
Opponents	89	3673	41.3	33.2	na	62	na

Score By Periods	Q1	Q2	Q3	Q4	OT	Pts
Eagles	56	102	96	130	0	384
Opponents	63	60	55	44	0	222

Passing	Att	Cmp	Yds	Cmp%	Yds/Att	TD	TD%	Int	Int%	Lg	Sk/Lost	Rat
Jaworski	451	257	3529	57.0	7.82	27	6.0	12	2.7	56t	na	91.0
Pisarcik	22	15	187	68.2	8.50	0	0.0	0	0.0	46	na	94.3
Giammona	3	3	55	100.0	18.33	1	33.3	0	0.0	27	na	158.3
Montgomery	1	0	0	0.0	0.00	0	0.0	0	0.0	0	na	39.6
Eagles	477	275	3771	57.7	7.91	28	5.9	12	2.5	56t	33/247	92.1
Opponents	543	265	3180	48.8	5.86	16	2.9	25	4.6	86t	44/355	57.8

Scoring	TD	Ru	Pa	Rt	PAT	FG	2Pt	Pts
Franklin	0	0	0	0	48/48	16/31	0	96
Montgomery	10	8	2	0			0	60
Carmichael	9	0	9	0			0	54
Giammona	5	4	1	0			0	30
L.Harris	4	3	1	0			0	24
Krepfle	4	0	4	0			0	24
Campfield	3	1	2	0			0	18
C.Smith	3	0	3	0			0	18
Spagnola	3	0	3	0			0	18
Fitzkee	2	0	2	0			0	12
Harrington	1	1	0	0			0	6
Hogan	1	1	0	0			0	6
Jaworski	1	1	0	0			0	6
Parker	1	0	1	0			0	6
Robinson	1	0	0	1			0	6
Eagles	48	19	28	1	48/48	16/31	0	384
Opponents	26	8	16	2	24/26	14/26	0	222

Kickoff Returns	No.	Yds	Avg	Lg	TD
Campfield	26	540	20.8	33	0
Henry	7	154	22.0	39	0
Giammona	7	82	11.7	16	0
Harrington	6	104	17.3	30	0
Dixon	2	30	15.0	15	0
Montgomery	1	23	23.0	23	0
Blue	1	16	16.0	16	0
R.Baker	1	6	6.0	6	0
Clarke	1	0	0.0	0	0
Spagnola	1	0	0.0	0	0
Eagles	53	955	18.0	39	0
Opponents	69	1307	18.9	41	0

Punt Returns	Ret	FC	Yds	Avg	Lg	TD
Sciarr	36	1	330	9.2	32	0
Henry	26	1	222	8.5	30	0
Giammona	1	0	8	8.0	8	0
Eagles	63	2	560	8.9	32	0
Opponents	35	9	224	6.4	21	0

Sacks: Eagles 44.0, Opponents 33.0

Pro Bowl Selections: WR Harold Carmichael, QB Ron Jaworski, NT Charlie Johnson, SS Randy Logan

USUAL STARTERS

WR	Harold Carmichael	LDE	Dennis Harrison
LT	Stan Walters	NT	Charlie Johnson
LG	Pete Perot	RDE	Carl Hairston
C	Guy Morris	LLB	John Bunting
RG	Woody Peoples	ILB	Bill Bergey
RT	Jerry Sisemore	ILB	Frank LeMaster
TE	Keith Krepfle	RLB	Jerry Robinson
WR	Charles Smith	LCB	Roynell Young
QB	Ron Jaworski	RCB	Herman Edwards
RB	Wilbert Montgomery	SS	Randy Logan
RB	Leroy Harris	FS	Brenard Wilson

1981 EAGLES STATISTICS



Record: 10-6, 2nd in NFC East					
Head Coach: Dick Vermeil					
S-06	W	24-10	at NY Giants	72,459	
S-13	W	13-3	New England	71,089	
S-17	W	20-14	at Buffalo	78,331	
S-27	W	36-13	Washington	70,664	
O-05	W	16-13	Atlanta	71,488	
O-11	W	31-14	at New Orleans	52,728	
O-18	L	23-35	at Minnesota	45,459	
O-25	W	20-10	Tampa Bay	70,714	
N-01	L	14-17	Dallas	72,111	
N-08	W	52-10	at St. Louis	48,421	
N-15	W	38-13	Baltimore	68,613	
N-22	L	10-20	NY Giants	66,327	
N-30	L	10-13	at Miami	67,797	
D-06	L	13-15	at Washington	52,206	
D-13	L	10-21	at Dallas	64,955	
D-20	W	38-0	St. Louis	56,636	
NFC WILD CARD					
D-27	L	21-27	NY Giants	71,611	

TEAM STATS	EAGLES	OPP
Total First Downs	332	266
Rushing	157	102
Passing	150	137
Penalty	25	27
3rd Down: Made/Att	95/214	101/236
3rd Down Pct.	44.4	42.9
4th Down: Made/Att	na	na
4th Down Pct.	na	na
Possession Avg.	na	na
Total Net Yards	5553	4447
Avg. Per Game	347.1	277.9
Total Plays	1058	1023
Avg. Per Play	5.2	4.3
Net Yards Rushing	2509	1751
Avg. Per Game	156.8	109.4
Total Rushes	559	476
Net Yards Passing	3044	2696
Avg. Per Game	190.3	168.5
Sacked/Yards Lost	22/205	40/354
Gross Yards	3249	3050
Att./Completions	476/258	507/248
Completion Pct.	54.2	48.9
Had Intercepted	22	26
Punts/Average	64/40.3	76/40.7
Net Punting Avg.	34.6	33.8
Penalties/Yards	113/855	90/798
Fumbles/Ball Lost	33/17	40/21
Touchdowns	44	26
Rushing	17	11
Passing	25	12
Returns	2	3

Score By Periods	Q1	Q2	Q3	Q4	OT	Pts
Eagles	71	125	82	90	0	368
Opponents	42	64	24	91	0	221

Rushing	No.	Yds	Avg	Lg	TD
Montgomery	286	1402	4.9	41	8
Oliver	74	329	4.4	39	1
Harrington	34	140	4.1	16	2
Murray	23	134	5.8	20	0
Jaworski	22	128	5.8	26	0
Russell	41	123	3.0	17	4
Campfield	31	115	3.7	13	1
Giammona	33	98	3.0	9	1
Atkins	1	21	21.0	21	0
LeMaster	1	7	7.0	7	0
R.Smith	1	7	7.0	7	0
C.Smith	2	5	2.5	5	0
Carmichael	1	1	1.0	1	0
Pisarcik	7	1	0.1	10	0
Sciarra	1	0	0.0	0	0
Henry	1	-2	-2.0	-2	0
Eagles	559	2509	4.5	41	17
Opponents	476	1751	3.7	73	11

Receiving	No.	Yds	Avg	Lg	TD
Carmichael	61	1028	16.9	85t	6
Montgomery	49	521	10.6	35t	2
C.Smith	38	564	14.8	32	4
Campfield	36	326	9.1	29t	3
Krepfle	20	210	10.5	26	5
Oliver	10	37	3.7	27	0
Henry	9	145	16.1	44t	2
Harrington	9	27	3.0	12	0
Parker	8	168	21.0	55t	2
Spagnola	6	83	13.8	28	0
Giammona	6	54	9.0	19	1
R.Smith	4	84	21.0	42	0
Murray	1	7	7.0	7	0
Russell	1	-5	-5.0	-5	0
Eagles	258	3249	12.6	85t	25
Opponents	248	3050	12.3	50t	12

INTs	No.	Yds	Avg	Lg	TD
Wilson	5	74	14.8	26	0
Young	4	35	8.8	33	0
Edwards	3	1	0.3	1	0
Chesley	2	66	33.0	35	0
Blackmore	2	43	21.5	25	0
LeMaster	2	28	14.0	22	0
Wilkes	2	18	9.0	11	0
Logan	2	-1	-0.5	-1	0
Robinson	1	3	3.0	3	0
Johnson	1	0	0.0	0	0
Phillips	1	0	0.0	0	0
Sciarra	1	0	0.0	0	0
Eagles	26	270	10.4	35	0
Opponents	22	357	16.2	52t	2

Punting	No	Yds	Avg	Net	TB	Lg	B
Runager	63	2567	40.7	34.9	6	64	na
Franklin	1	13	13.0	13.0	0	13	na
Eagles	64	2580	40.3	34.6	6	64	na
Opponents	76	3092	40.7	33.8	na	75	na

Passing	Att	Cmp	Yds	Cmp%	Yds/Att	TD	TD%	Int	Int%	Lg	Sk/Lost	Rat
Jaworski	461	250	3095	54.2	6.71	23	5.0	20	4.3	85t	na	73.8
Pisarcik	15	8	154	53.3	10.27	2	13.3	2	13.3	44t	na	89.3
Eagles	476	258	3249	54.2	6.83	25	5.3	22	4.6	85t	22/205	73.9
Opponents	507	248	3050	48.9	6.02	12	2.4	26	5.1	50t	40/354	54.4

Scoring	TD	Ru	Pa	Rt	PAT	FG	2Pt	Pts
Franklin	0	0	0	0	41/43	20/31	0	101
Montgomery	10	8	2	0			0	60
Carmichael	6	0	6	0			0	36
Krepfle	5	0	5	0			0	30
Campfield	4	1	3	0			0	24
Russell	4	4	0	0			0	24
C.Smith	4	0	4	0			0	24
Giammona	2	1	1	0			0	12
Harrington	2	2	0	0			0	12
Henry	2	2	0	0			0	12
Parker	2	0	2	0			0	12
G.Brown	1	0	0	1			0	6
LeMaster	1	0	0	1			0	6
Oliver	1	1	0	0			0	6
Clarke (safety)	0	0	0	0			0	2
Wilkes	0	0	0	0	1/1	0/0	0	1
Eagles	44	17	25	2	42/44	20/31	0	368
Opponents	26	11	12	3	23/26	14/28	0	221

Field Goals	1-19	20-29	30-39	40-49	50+
Franklin	0/0	5/5	7/9	7/13	1/4
Eagles	0/0	5/5	7/9	7/13	1/4
Opponents	1/2	5/6	4/6	4/13	0/1

Kickoff Returns	No.	Yds	Avg	Lg	TD
Henry	25	533	21.3	43	0
Campfield	12	223	18.6	32	0
Russell	2	28	14.0	20	0
Giammona	1	19	19.0	19	0
Atkins	1	15	15.0	15	0
Murray	1	14	14.0	14	0
Clarke	1	0	0.0	0	0
Eagles	43	832	19.3	43	0
Opponents	60	1304	21.7	57	0

Punt Returns	Ret	FC	Yds	Avg	Lg	TD
Henry	54	8	396	7.3	52	0
Sciarra	4	0	26	6.5	10	0
Eagles	58	8	422	7.3	52	0
Opponents	34	1	246	7.2	21	0

Sacks: Eagles 40.0, Opponents 22.0

Pro Bowl Selections: NT Charlie Johnson, LB Frank LeMaster, LB Jerry Robinson, RT Jerry Sisemore, CB Roynell Young

USUAL STARTERS			
WR	Harold Carmichael	LDE	Dennis Harrison
LT	Stan Walters	NT	Charlie Johnson
LG	Steve Kenney	RDE	Carl Hairston
C	Guy Morriss	LLB	John Bunting (8)
RG	Ron Baker		Reggie Wilkes (8)
RT	Jerry Sisemore	ILB	Al Chesley
TE	Keith Krepfle	ILB	Frank LeMaster
WR	Charles Smith	RLB	Jerry Robinson
QB	Ron Jaworski	LCB	Roynell Young
RB	Wilbert Montgomery	RCB	Herman Edwards
RB	Hubie Oliver	SS	Randy Logan
		FS	Brenard Wilson

1982 EAGLES STATISTICS



Record: 3-6, 13th in NFC
Head Coach: Dick Vermeil

S-12	L	34-37	Washington (OT)	68,885
S-19	W	24-21	at Cleveland	78,830
N-21	L	14-18	Cincinnati	65,172
N-28	L	9-13	at Washington	48,313
D-05	L	20-23	St. Louis	63,622
D-11	L	7-23	at NY Giants	66,053
D-19	W	35-14	Houston	44,119
D-26	W	24-20	at Dallas	46,199
J-02	L	24-26	NY Giants	55,797

Note: As a result of a 57-day NFL players' strike, the NFL schedule was reduced from 16 weeks to nine weeks.

TEAM STATS

	EAGLES	OPP
Total First Downs	157	177
Rushing	48	68
Passing	100	100
Penalty	9	9
3rd Down: Made/Att	32/106	61/140
3rd Down Pct.	30.2	43.6
4th Down: Made/Att	7/11	2/4
4th Down Pct.	63.6	50.0
Possession Avg.	na	na
Total Net Yards	2685	2938
Avg. Per Game	298.3	326.4
Total Plays	531	614
Avg. Per Play	5.1	4.8
Net Yards Rushing	828	1031
Avg. Per Game	92.1	114.6
Total Rushes	211	299
Net Yards Passing	1856	1907
Avg. Per Game	206.2	211.9
Sacked/Yards Lost	31/244	30/229
Gross Yards	2100	2136
Att./Completions	288/168	285/168
Completion Pct.	58.3	58.9
Had Intercepted	13	15
Punts/Average	44/40.5	38/36.8
Net Punting Avg.	32.9	33.4
Penalties/Yards	38/253	45/341
Fumbles/Ball Lost	26/10	21/12
Touchdowns	25	19
Rushing	11	5
Passing	12	14
Returns	2	0

Passing	Att	Cmp	Yds	Cmp%	Yds/Att	TD	TD%	Int	Int%	Lg	Sk/Lost	Rat
Jaworski	286	167	2076	58.4	7.30	12	4.2	12	4.2	57	31/244	77.5
Pisarcik	1	1	24	100.0	24.00	0	0.0	0	0.0	24	0/0	118.8
Giammona	1	0	0	0.0	0.00	0	0.0	1	100.0	0	0/0	0.0
Eagles	288	168	2100	58.3	7.30	12	4.2	13	4.5	57	31/244	76.2
Opponents	285	168	2136	58.9	7.50	14	4.9	15	5.3	78t	30/229	76.9

Rushing	No.	Yds	Avg	Lg	TD
Montgomery	114	515	4.5	90t	7
Harrington	56	231	4.1	37	1
L.Harris	17	39	2.3	14	2
Giammona	11	29	3.6	8	1
Jaworski	10	9	0.9	6	0
Hoover	1	5	5.0	5	0
Campfield	1	2	2.0	2	0
LeMaster	1	-2	-2.0	-2	0
Eagles	211	828	3.9	90t	11
Opponents	299	1031	3.4	32	5

Receiving	No.	Yds	Avg	Lg	TD
Carmichael	35	540	15.4	44t	4
R.Smith	34	475	14.0	41t	1
Spagnola	26	313	12.0	57	2
Montgomery	20	258	12.9	42t	2
Campfield	14	141	10.1	24	1
Harrington	13	74	5.7	18	0
Quick	10	156	15.6	49t	1
Giammona	8	67	8.4	16	0
Kab	4	35	8.8	13	1
L.Harris	3	17	5.6	9	0
Sampleton	1	24	24.0	24	0
Eagles	168	2100	12.5	57	12
Opponents	168	2136	12.7	78t	14

INTs	No.	Yds	Avg	Lg	TD
Edwards	5	3	0.6	3	0
Young	4	3	0.8	3	0
J.Robinson	3	19	6.3	12	0
Blackmore	1	20	20.0	20t	1
Bunting	1	0	0.0	0	0
Wilson	1	0	0.0	0	0
Eagles	15	45	3.0	20t	1
Opponents	13	87	6.7	37	0

Punting	No	Yds	Avg	Net	TB	Lg	B
Runager	44	1784	40.5	32.9	1	53	0
Eagles	44	1784	40.5	32.9	1	53	0
Opponents	38	1398	36.8	33.4	1	55	0

Punt Returns	Ret	FC	Yds	Avg	Lg	TD
Henry	20	2	103	5.2	11	0
Sciarra	2	2	5	2.5	5	0
Giammona	0	1	0	0.0	0	0
Eagles	22	5	108	4.9	11	0
Opponents	31	0	316	10.2	33	0

Score By Periods	Q1	Q2	Q3	Q4	OT	Pts
Eagles	45	34	36	76	0	191
Opponents	36	76	30	50	3	195

Scoring	TD	Ru	Pa	Rt	PAT	FG	2Pt	Pts
Montgomery	9	7	2	0			0	54
Franklin	0	0	0	0	23/25	6/9	0	41
Carmichael	4	0	4	0			0	24
L.Harris	2	2	0	0			0	12
Spagnola	2	0	2	0			0	12
Blackmore	1	0	0	1			0	6
G.Brown	1	0	0	1			0	6
Campfield	1	0	1	0			0	6
Giammona	1	1	0	0			0	6
Harrington	1	1	0	0			0	6
Kab	1	0	1	0			0	6
Quick	1	0	1	0			0	6
R.Smith	1	0	1	0			0	6
Eagles	25	11	12	2	23/25	6/9	0	191
Opponents	19	5	14	0	19/19	20/22	0	195

* Opponents registered one safety

Field Goals	1-19	20-29	30-39	40-49	50+
Franklin	0/0	1/1	1/2	4/5	0/1
Eagles	0/0	1/1	1/2	4/5	0/1
Opponents	2/2	6/6	7/8	5/6	0/0

Franklin: (44G,44G) (47G) (44N) (52N,41G) (54N) () () (22G) (35G)

Kickoff Returns	No.	Yds	Avg	Lg	TD
Henry	24	541	22.5	44	0
Hoover	7	113	16.1	43	0
Murray	3	42	14.0	16	0
Campfield	2	30	15.0	16	0
Slater	2	30	15.0	15	0
Montgomery	1	12	12.0	12	0
Eagles	39	768	19.7	44	0
Opponents	39	885	22.7	58	0

Sacks: Harrison 10.5, Clarke 4.5, Hairston 4.0, G.Brown 4.0, Bunting 3.0, LeMaster 2.0, J.Robinson 1.0, Wilkes 1.0, **Eagles 30.0, Opponents 31.0**

Leading Tacklers: J.Robinson 95, Clarke 85, Harrison 66, LeMaster 62, Hairston 60, Bunting 55, Wilson 43, Wilkes 42, Logan 24, Young 21

Pro Bowl Selections: DE Dennis Harrison

USUAL STARTERS

WR	Harold Carmichael	LDE	Dennis Harrison
LT	Stan Walters	NT	Ken Clarke
LG	Steve Kenney	RDE	Carl Hairston
C	Guy Morriss	LLB	John Bunting
RG	Ron Baker	ILB	Jerry Robinson
RT	Jerry Sisemore	ILB	Frank LeMaster
TE	John Spagnola	RLB	Reggie Wilkes
WR	Ron Smith	LCB	Roynell Young
QB	Ron Jaworski	RCB	Herman Edwards
RB	Wilbert Montgomery	SS	Randy Logan
FB	Perry Harrington	FS	Brenard Wilson

1983 EAGLES STATISTICS



Record: 5-11, 4th in NFC East Head Coach: Marion Campbell						
S-03	W	22-17	at San Francisco	55,775		
S-11	L	13-23	Washington	69,542		
S-18	W	13-10	at Denver	74,202		
S-25	L	11-14	St. Louis	64,465		
O-02	W	28-24	at Atlanta	50,621		
O-09	W	17-13	at NY Giants	73,291		
O-16	L	7-37	at Dallas	63,070		
O-23	L	6-7	Chicago	45,263		
O-30	L	21-22	Baltimore	59,150		
N-06	L	20-27	Dallas	71,236		
N-13	L	14-17	at Chicago	47,524		
N-20	L	0-23	NY Giants	57,977		
N-27	L	24-28	at Washington	54,324		
D-04	W	13-9	LA Rams	32,867		
D-11	L	17-20	New Orleans (OT)	45,182		
D-18	L	7-31	at St. Louis	21,902		

TEAM STATS	EAGLES	OPP
Total First Downs	253	310
Rushing	91	144
Passing	150	149
Penalty	12	17
3rd Down: Made/Att	68/203	101/245
3rd Down Pct.	33.5	41.2
4th Down: Made/Att	6/11	11/16
4th Down Pct.	54.5	68.8
Possession Avg.	na	na
Total Net Yards	4534	5447
Avg. Per Game	283.4	340.4
Total Plays	945	1108
Avg. Per Play	4.8	4.9
Net Yards Rushing	1417	2655
Avg. Per Game	88.6	165.9
Total Rushes	402	633
Net Yards Passing	3117	2792
Avg. Per Game	194.8	174.5
Sacked/Yards Lost	57/415	36/256
Gross Yards	3532	3048
Att./Completions	486/252	430/247
Completion Pct.	51.9	57.4
Had Intercepted	18	8
Punts/Average	86/40.9	80/37.8
Net Punting Avg.	33.4	33.5
Penalties/Yards	79/637	89/755
Fumbles/Ball Lost	37/18	30/15
Touchdowns	27	34
Rushing	5	14
Passing	22	20
Returns	0	0

Passing	Att	Cmp	Yds	Cmp%	Yds/Att	TD	TD%	Int	Int%	Lg	Sk/Lost	Rat
Jaworski	446	235	3315	52.7	7.43	20	4.5	18	4.0	83t	53/385	75.1
Pisarcik	34	16	172	47.1	5.06	1	2.9	0	0.0	33	4/30	72.2
Carmichael	1	1	45	100.0	45.00	1	100.0	0	0.0	45t	0/0	158.3
Pastorini	5	0	0	0.0	0.00	0	0.0	0	0.0	--	0/0	39.6
Eagles	486	252	3532	51.9	7.27	22	4.5	18	3.7	83t	57/415	75.2
Opponents	430	247	3048	57.4	7.09	20	4.7	8	1.9	73t	36/256	87.2

Rushing	No.	Yds	Avg	Lg	TD
Oliver	121	434	3.6	24	1
M.Williams	103	385	3.7	32	0
Haddix	91	220	2.4	11	2
Montgomery	29	139	4.8	32	0
Jaworski	25	129	5.2	29	1
Harrington	23	98	4.3	35	1
Everett	5	7	1.4	7	0
Runager	1	6	6.0	6	0
Pastorini	1	0	0.0	0	0
Pisarcik	3	-1	-0.3	0	0
Eagles	402	1417	3.5	35	5
Opponents	633	2655	4.2	39	14

Receiving	No.	Yds	Avg	Lg	TD
Quick	69	1409	20.4	83t	13
Oliver	49	421	8.6	25	2
Carmichael	38	515	13.6	35	3
Haddix	23	254	11.0	34	0
Kab	18	195	10.8	25	1
M.Williams	17	142	8.4	29	0
Hoover	10	221	22.1	68	0
Montgomery	9	53	5.9	13	0
Woodruff	6	70	11.7	29t	2
Dixon	4	54	13.5	22	0
G.Young	3	125	41.7	71t	1
Sampleton	2	28	14.0	19	0
Everett	2	18	9.0	11	0
Harrington	1	19	19.0	19	0
R.Smith	1	8	8.0	8	0
Eagles	252	3532	14.0	83t	22
Opponents	247	3048	12.3	73t	20

INTs	No.	Yds	Avg	Lg	TD
Griggs	3	61	20.3	32	0
Ellis	1	18	18.0	18	0
Edwards	1	0	0.0	0	0
Foules	1	0	0.0	0	0
Logan	1	0	0.0	0	0
Young	1	0	0.0	0	0
Eagles	8	79	9.9	32	0
Opponents	18	155	8.6	29	0

Punting	No	Yds	Avg	Net	TB	Lg	B
Runager	59	2459	41.7	34.2	5	55	0
Skladany	27	1062	39.4	31.5	2	51	0
Eagles	86	3521	40.9	33.4	7	55	0
Opponents	80	3020	37.8	33.5	4	59	1

Punt Returns	Ret	FC	Yds	Avg	Lg	TD
Sciarras	22	3	115	5.2	14	0
G.Young	14	3	93	6.6	23	0
Hoover	7	4	44	6.3	13	0
Foules	1	0	7	7.0	7	0
Logan	1	0	0	0.0	0	0
Eagles	45	10	259	5.8	23	0
Opponents	57	4	511	9.0	25	0

Score By Periods	Q1	Q2	Q3	Q4	OT	Pts
Eagles	58	54	61	60	0	233
Opponents	47	128	53	91	3	322

Scoring	TD	Ru	Pa	Rt	PAT	FG	2Pt	Pts
Quick	13	0	13	0			0	78
Franklin	0	0	0	0	24/27	15/26	0	69
Carmichael	3	0	3	0			0	18
Oliver	3	1	2	0			0	18
Haddix	2	2	0	0			0	12
Woodruff	2	0	2	0			0	12
Harrington	1	1	0	0			0	6
Jaworski	1	1	0	0			0	6
Kab	1	0	1	0			0	6
G.Young	1	0	1	0			0	6
Team (safety)	0	0	0	0			0	2
Eagles	27	5	22	0	24/27	15/26	0	233
Opponents	34	14	20	0	34/34	28/37	0	322

Field Goals	1-19	20-29	30-39	40-49	50+
Franklin	1/1	5/5	6/9	2/8	1/3
Eagles	1/1	5/5	6/9	2/8	1/3
Opponents	0/0	12/14	10/13	4/6	2/4

Franklin: (44G,44G) (47G) (44N) (52N,41G) (54N) () ()
(22G) (35G)

Kickoff Returns	No.	Yds	Avg	Lg	TD
G.Young	27	565	20.9	52	0
Everett	14	275	19.6	46	0
Ellis	7	119	17.0	25	0
Harrington	4	79	19.8	26	0
M.Williams	3	59	19.7	26	0
Haddix	3	51	17.0	24	0
Fritzsche	2	17	8.5	15	0
Darby	2	3	1.5	3	0
Eagles	62	1168	18.8	52	0
Opponents	45	804	17.9	30	0

Sacks: Harrison 11.5, G.Brown 8.5, Hairston 5.0,
Armstrong 3.5, J.Williams 2.5, Clarke 1.0, Darby 1.0,
Griggs 1.0, Hopkins 1.0, J.Robinson 1.0, **Eagles 36.0**,
Opponents 57.0

Leading Tacklers: J.Robinson 177, Griggs 129, Clarke
110, J.Williams 105, Hopkins 105, Harrison 102,
G.Brown 74, Wilkes 66, R.Young 56, Logan 56

Pro Bowl Selections: WR Mike Quick

USUAL STARTERS			
WR	Harold Carmichael	LDE	Dennis Harrison
LT	Stan Walters	NT	Ken Clarke
LG	Steve Kenney	RDE	Carl Hairston
C	Guy Morriss	LLB	Reggie Wilkes
RG	Ron Baker	ILB	Jerry Robinson
RT	Jerry Sisemore	ILB	Anthony Griggs
TE	Vito Kab	RLB	Joel Williams
WR	Mike Quick	LCB	Roynell Young
QB	Ron Jaworski	RCB	Herman Edwards
RB	Michael Williams (9)	SS	Randy Logan
	Michael Haddix (6)	FS	Wes Hopkins
FB	Hubie Oliver		

1984 EAGLES STATISTICS



Record: 6-9-1, 5th in NFC East
Head Coach: Marion Campbell

S-02	L	27-28	at NY Giants	71,520
S-09	W	19-17	Minnesota	55,942
S-16	L	17-23	at Dallas	64,521
S-23	L	9-21	San Francisco	62,771
S-30	L	0-20	at Washington	53,064
O-07	W	27-17	at Buffalo	37,555
O-14	W	16-7	Indianapolis	50,277
O-21	W	24-10	NY Giants	64,677
O-28	L	14-34	St. Louis	54,310
N-04	T	23-23	at Detroit (OT)	59,141
N-11	L	23-24	at Miami	70,227
N-18	W	16-10	Washington	63,117
N-25	L	16-17	at St. Louis	39,858
D-02	L	10-26	Dallas	66,322
D-09	W	27-17	New England	41,581
D-16	L	10-26	at Atlanta	15,582

TEAM STATS

	EAGLES	OPP
Total First Downs	280	307
Rushing	83	123
Passing	176	171
Penalty	21	13
3rd Down: Made/Att	76/231	104/251
3rd Down Pct.	32.9	41.4
4th Down: Made/Att	9/17	6/11
4th Down Pct.	52.9	54.5
Possession Avg.	na	na
Total Net Yards	4698	5239
Avg. Per Game	293.6	327.4
Total Plays	1047	1109
Avg. Per Play	4.5	4.7
Net Yards Rushing	1338	2189
Avg. Per Game	83.6	136.8
Total Rushes	381	556
Net Yards Passing	3360	3050
Avg. Per Game	210.0	190.6
Sacked/Yards Lost	60/463	60/456
Gross Yards	3823	3506
Att./Completions	606/331	492/262
Completion Pct.	54.6	53.3
Had Intercepted	17	20
Punts/Average	92/42.2	89/39.3
Net Punting Avg.	35.6	33.6
Penalties/Yards	77/632	96/904
Fumbles/Ball Lost	23/16	32/11
Touchdowns	27	36
Rushing	6	12
Passing	19	22
Returns	2	2

Passing	Att	Cmp	Yds	Cmp%	Yds/Att	TD	TD%	Int	Int%	Lg	Sk/Lost	Rat
Jaworski	427	234	2754	54.8	6.45	16	3.7	14	3.3	90t	34/270	73.4
Pisarcik	176	96	1036	54.5	5.89	3	1.7	3	1.7	40	25/183	70.7
Montgomery	2	0	0	0.0	0.00	0	0.0	0	0.0	0	1/10	39.6
May	1	1	33	100.0	33.00	0	0.0	0	0.0	33	0/0	118.8
Eagles	606	331	3823	54.6	6.31	19	3.1	17	2.8	90t	60/463	72.6
Opponents	492	262	3506	53.3	7.13	22	4.5	20	4.1	68	60/456	74.1

Rushing	No.	Yds	Avg	Lg	TD
Montgomery	201	789	3.9	27	2
Oliver	72	263	3.7	17	0
Haddix	48	130	2.7	21	1
M.Williams	33	83	2.5	8	0
Hardy	14	41	2.9	10	0
Pisarcik	7	19	2.7	16	2
Jaworski	5	18	3.6	10	1
Quick	1	-5	-5.0	-5	0
Eagles	381	1338	3.5	27	6
Opponents	556	2189	3.9	34	12

Receiving	No.	Yds	Avg	Lg	TD
Spagnola	65	701	10.8	34	1
Quick	61	1052	17.2	90t	9
Montgomery	60	501	8.4	28	0
Haddix	33	231	7.0	22	0
Oliver	32	142	4.4	21	0
Woodruff	30	484	16.1	38	3
K.Jackson	26	398	15.3	83t	1
Kab	9	102	11.3	26	3
M.Williams	7	47	6.7	15	0
Hoover	6	143	23.8	44	2
Hardy	2	22	11.0	13	0
Eagles	331	3823	11.5	90t	19
Opponents	262	3506	13.4	68	22

INTs	No.	Yds	Avg	Lg	TD
Ellis	7	119	17.0	31	0
Hopkins	5	107	21.4	33	0
Foules	4	27	6.8	20	0
Edwards	2	0	0.0	0	0
Wilson	1	28	28.0	28	0
Wilkes	1	6	6.0	6	0
Eagles	20	287	14.4	33	0
Opponents	17	211	12.4	43	1

Punting	No	Yds	Avg	Net	TB	Lg	B
Horan	92	3880	42.2	35.6	6	69	0
Eagles	92	3880	42.2	35.6	6	69	0
Opponents	89	3497	39.3	33.6	13	64	2

Kickoff Returns	No.	Yds	Avg	Lg	TD
Hayes	22	441	20.0	44	0
Cooper	17	296	17.4	48	0
Waters	13	319	24.5	89t	1
Everett	3	40	13.3	18	0
Ellis	2	25	12.5	15	0
Hardy	1	20	20.0	20	0
Strauthers	1	12	12.0	12	0
Eagles	59	1153	19.5	89t	1
Opponents	69	1298	18.8	51	0

Score By Periods	Q1	Q2	Q3	Q4	OT	Pts
Eagles	64	76	53	85	0	278
Opponents	61	102	74	83	0	320

Scoring	TD	Ru	Pa	Rt	PAT	FG	2Pt	Pts
McFadden	0	0	0	0	26-27	30-37	0	116
Quick	9	0	9	0			0	54
Kab	3	0	3	0			0	18
Woodruff	3	0	3	0			0	18
Hoover	2	0	2	0			0	12
Montgomery	2	2	0	0			0	12
Pisarcik	2	2	0	0			0	12
Haddix	1	1	0	0			0	6
K.Jackson	1	0	1	0			0	6
Jaworski	1	1	0	0			0	6
Kraynak	1	0	0	1			0	6
Spagnola	1	0	1	0			0	6
Waters	1	0	0	1			0	6
Eagles	27	6	19	2	26-27	30-37	0	278
Opponents	36	12	22	2	36-36	22-35	0	320

* Opponents registered one safety

Field Goals	1-19	20-29	30-39	40-49	50+
McFadden	0/0	4/5	13/16	10/12	3/4
Eagles	0/0	4/5	13/16	10/12	3/4
Opponents	2/2	6/8	10/14	3/7	1/4

McFadden: (47G,37N,41G) (27G,37G,49G,37G) (39G,39N) (35G,32G,33G) (I) (36G,22G) (34G,32G,33G) (45G,52N) (I) (52G,51G,40G) (45G) (43G,34G,41G,44N) (31G,43G,26N,32G) (23G) (50G,46G,48N) (20G,37N)

Punt Returns	Ret	FC	Yds	Avg	Lg	TD
Cooper	40	19	250	6.3	16	0
Eagles	40	19	250	6.3	16	0
Opponents	58	7	486	8.4	46	0

Sacks: G.Brown 16.0, D.Harrison 12.0, Clarke 10.5, Darby 5.0, Armstrong 3.0, Griggs 3.0, Strauthers 2.0, Wilkes 2.0, Hopkins 1.5, Schulz 1.5, J.Williams 1.5, J.Robinson 1.0, Team 1.0, **Eagles 60.0, Opponents 60.0**

Leading Tacklers: J.Robinson 143, G.Brown 128, Hopkins 128, Clarke 123, Ellis 107, Griggs 106, J.Williams 97, D.Harrison 93, Wilkes 50, Edwards 48

Pro Bowl Selections: WR Mike Quick

USUAL STARTERS

WR	Kenny Jackson (9)	LDE	Dennis Harrison
	Tony Woodruff (6)	NT	Ken Clarke
LT	Dean Miraldi	RDE	Greg Brown
LG	Steve Kenney	LLB	Reggie Wilkes
C	Mark Dennard	ILB	Jerry Robinson
RG	Ron Baker	ILB	Anthony Griggs
RT	Leonard Mitchell	RLB	Joel Williams
TE	John Spagnola	LCB	Elbert Foules
WR	Mike Quick	RCB	Herman Edwards
QB	Ron Jaworski	SS	Ray Ellis
RB	Wilbert Montgomery	FS	Wes Hopkins
FB	Hubie Oliver		

1985 EAGLES STATISTICS



Record: 7-9, 4th in NFC East
Head Coach: Marion Campbell and Fred Brune

S-08	L	0-21	at NY Giants	76,141
S-15	L	6-17	LA Rams	60,920
S-22	W	19-6	at Washington	53,748
S-29	L	10-16	NY Giants (OT)	66,696
O-06	L	21-23	at New Orleans	56,364
O-13	W	30-7	St. Louis	48,186
O-20	W	16-14	Dallas	70,114
O-27	W	21-17	Buffalo	60,987
N-03	L	13-24	at San Francisco	58,383
N-10	W	23-17	Atlanta (OT)	63,691
N-17	W	24-14	at St. Louis	39,032
N-24	L	17-34	at Dallas	54,047
D-01	L	23-28	Minnesota	54,688
D-08	L	12-17	Washington	60,737
D-15	L	14-20	at San Diego	45,569
D-22	W	37-35	at Minnesota	49,722

TEAM STATS

	EAGLES	OPP
Total First Downs	292	307
Rushing	82	122
Passing	188	160
Penalty	22	25
3rd Down: Made/Att	82/232	91/234
3rd Down Pct.	35.3	38.9
4th Down: Made/Att	7/13	4/7
4th Down Pct.	53.8	57.1
Possession Avg.	na	na
Total Net Yards	5216	5135
Avg. Per Game	326.0	320.9
Total Plays	1050	1058
Avg. Per Play	5.0	4.9
Net Yards Rushing	1630	2205
Avg. Per Game	101.9	137.8
Total Rushes	428	526
Net Yards Passing	3586	2930
Avg. Per Game	224.1	183.1
Sacked/Yards Lost	55/450	53/359
Gross Yards	4036	3289
Att./Completions	567/290	478/251
Completion Pct.	51.1	52.5
Had Intercepted	28	18
Punts/Average	91/41.5	92/42.6
Net Punting Avg.	34.2	36.6
Penalties/Yards	98/736	99/834
Fumbles/Ball Lost	25/12	27/14
Touchdowns	30	39
Rushing	8	17
Passing	19	18
Returns	3	4

Passing	Att	Cmp	Yds	Cmp%	Yds/Att	TD	TD%	Int	Int%	Lg	Sk/Lost	Ret
Jaworski	484	255	3450	52.7	7.13	17	3.5	20	4.1	99t	34/289	70.2
Cunningham	81	34	548	42.0	6.77	1	1.2	8	9.9	69	20/150	29.8
Hunter	2	1	38	50.0	19.00	1	50.0	0	0.0	38t	1/11	135.4
Eagles	567	290	4036	51.1	7.12	19	3.4	28	4.9	99t	55/450	65.0
Opponents	478	251	3289	52.5	6.88	18	3.8	18	3.8	46	53/359	71.4

Rushing	No.	Yds	Avg	Lg	TD
E.Jackson	282	1028	3.6	59	5
Haddix	67	213	3.2	12	0
Cunningham	29	205	7.1	37	0
Hunter	27	121	4.5	74t	1
Jaworski	17	35	2.1	31	2
Everett	4	13	3.3	8	0
Horan	1	12	12.0	12	0
Oliver	1	3	3.0	3	0
Eagles	428	1630	3.8	74t	8
Opponents	526	2205	4.2	60	17

Receiving	No.	Yds	Avg	Lg	TD
Quick	73	1247	17.1	99t	11
Spagnola	64	772	12.1	35	5
Haddix	43	330	7.7	17	0
K.Jackson	40	692	17.3	54	1
Hunter	28	405	14.7	43	1
R.Johnson	11	186	16.9	37	0
E.Jackson	10	126	12.6	25	1
Garrity	7	142	20.3	34	0
Little	7	82	11.7	28	0
Everett	4	25	6.3	11	0
K.Baker	2	25	12.5	20	0
Oliver	1	4	4.0	4	0
Eagles	290	4036	13.9	99t	19
Opponents	251	3289	13.1	46	18

INTs	No.	Yds	Avg	Lg	TD
Hopkins	6	36	6.0	24t	1
Ellis	4	32	8.0	18	0
Edwards	3	8	2.7	3t	1
Cooper	2	13	6.5	13	0
Kraynak	1	26	26.0	26	0
Reichenbach	1	10	10.0	10	0
Young	1	0	0.0	0	0
Eagles	18	125	6.9	26	2
Opponents	28	474	16.9	46	2

Punt Returns	Ret	FC	Yds	Avg	Lg	TD
Cooper	43	10	364	8.5	56	0
Waters	1	0	23	23.0	23	0
Hunter	1	0	6	6.0	6	0
Eagles	45	10	393	8.7	56	0
Opponents	41	16	462	11.3	80t	1

Kickoff Returns	No.	Yds	Avg	Lg	TD
Hunter	48	1047	21.8	51	0
Waters	4	74	18.5	23	0
Cooper	3	32	10.7	13	0
Foules	1	7	7.0	7	0
Eagles	56	1160	20.7	51	0
Opponents	65	1293	19.9	88	0

Score By Periods	Q1	Q2	Q3	Q4	OT	Pts
Eagles	60	72	56	92	6	286
Opponents	69	67	76	92	6	310

Scoring	TD	Ru	Pa	Rt	PAT	FG	2Pt	Pts
McFadden	0	0	0	0	29-29	25-30	0	104
Quick	11	0	11	0			0	66
E.Jackson	6	5	1	0			0	36
Spagnola	5	0	5	0			0	30
Hunter	2	1	1	0			0	12
Jaworski	2	2	0	0			0	12
Edwards	1	0	0	1			0	6
Hopkins	1	0	0	1			0	6
K.Jackson	1	0	1	0			0	6
Little	1	0	0	1			0	6
White (safety)	0	0	0	0			0	2
Eagles	30	8	19	3	29-29	25-30	0	286
Opponents	39	17	18	4	37-38	13-29	0	310

Field Goals	1-19	20-29	30-39	40-49	50+
McFadden	0/0	6/6	11/11	6/8	2/5
Eagles	0/0	6/6	11/11	6/8	2/5
Opponents	0/1	3/4	4/8	6/13	0/3

McFadden: () [50G,45G,53M] [41G,36G,37G,34G] [41G,43M] () [39G,21G,52G] [39G,33G,36G] () [36G,44G] [30G] [52M,20G] [26G] [29G,33G,25G] [44G] [43M,52M] [26G,43G,35G]

Punting	No	Yds	Avg	Net	TB	Lg	B
Horan	91	3777	41.5	34.2	10	75	0
Eagles	91	3777	41.5	34.2	10	75	0
Opponents	92	3918	42.6	36.6	8	68	2

Sacks: G.Brown 13.0, White 13.0, Clarke 7.0, Strauthers 5.5, Cobb 5.0, Ellis 2.0, Hopkins 2.0, Wilkes 2.0, Darby 1.5, Cooper 1.0, Creswell 1.0, **Eagles 53.0, Opponents 55.0**

Leading Tacklers: Hopkins 136, G.Brown 124, Reichenbach 119, Clarke 112, Ellis 111, White 100, Cobb 97, Griggs 86, Wilkes 74, Edwards 38

Pro Bowl Selections: FS Wes Hopkins, WR Mike Quick

USUAL STARTERS

WR	Kenny Jackson	LDE	Reggie White
LT	Ken Reeves	NT	Ken Clarke
LG	Steve Kenney	RDE	Greg Brown
C	Mark Dennard	LLB	Reggie Wilkes
RG	Ron Baker	ILB	Mike Reichenbach
RT	Leonard Mitchell	ILB	Anthony Griggs
TE	John Spagnola	RLB	Garry Cobb
WR	Mike Quick	LCB	Royneil Young
QB	Ron Jaworski	RCB	Herman Edwards
RB	Earnest Jackson	SS	Ray Ellis
FB	Michael Haddix	FS	Wes Hopkins

1986 EAGLES STATISTICS



Record: 5-10-1, 4th in NFC East
Head Coach: Buddy Ryan

S-07	L	14-41	at Washington	53,982
S-14	L	10-13	at Chicago (OT)	65,130
S-21	L	7-33	Denver	63,839
S-28	W	34-20	LA Rams	65,646
O-05	W	16-0	at Atlanta	57,104
O-12	L	3-35	at NY Giants	74,221
O-19	L	14-17	Dallas	68,572
O-26	W	23-7	San Diego	41,469
N-02	L	10-13	at St. Louis	33,051
N-09	L	14-17	NY Giants	60,601
N-16	L	11-13	Detroit	54,568
N-23	L	20-24	at Seattle	55,786
N-30	W	33-27	at LA Raiders (OT)	53,338
D-07	T	10-10	St. Louis (OT)	50,148
D-14	W	23-21	at Dallas	46,117
D-21	L	14-21	Washington	61,816

TEAM STATS

	EAGLES	OPP
Total First Downs	287	278
Rushing	113	97
Passing	150	156
Penalty	24	25
3rd Down: Made/Att	105/273	79/230
3rd Down Pct.	38.5	34.3
4th Down: Made/Att	5/12	9/16
4th Down Pct.	41.7	56.3
Possession Avg.	31:57	28:03
Total Net Yards	4542	5224
Avg. Per Game	283.9	326.5
Total Plays	1117	1043
Avg. Per Play	4.1	5.0
Net Yards Rushing	2002	1989
Avg. Per Game	125.1	124.3
Total Rushes	499	458
Net Yards Passing	2540	3235
Avg. Per Game	158.8	202.2
Sacked/Yards Lost	104/708	53/406
Gross Yards	3248	3641
Att./Completions	514/268	532/260
Completion Pct.	52.1	48.9
Had Intercepted	17	23
Punts/Average	111/41.0	97/38.7
Net Punting Avg.	33.5	32.3
Penalties/Yards	102/901	115/884
Fumbles/Ball Lost	34/10	30/13
Touchdowns	28	39
Rushing	8	14
Passing	19	21
Returns	1	4

Rushing	No.	Yds	Avg	Lg	TD
Byars	177	577	3.3	32	1
Cunningham	66	540	8.2	20	5
Toney	69	285	4.1	43	1
Haddix	79	276	3.5	18	0
Tautalatasi	51	163	3.2	50	0
Crawford	28	88	3.1	15	1
Jaworski	13	33	2.5	10	0
Cavanaugh	9	26	2.9	11	0
M.Waters	5	8	1.6	5	0
K.Jackson	1	6	6.0	6	0
Teltschik	1	0	0.0	0	0
Eagles	499	2002	4.0	50	8
Opponents	458	1989	4.3	84t	14

Receiving	No.	Yds	Avg	Lg	TD
Quick	60	939	15.7	75t	9
Tautalatasi	41	325	7.9	56	2
Spagnola	39	397	10.2	38	1
K.Jackson	30	506	16.9	49	6
Haddix	26	150	5.8	29	0
Little	14	132	9.4	26	0
Toney	13	177	13.6	47	0
Garrity	12	227	18.9	34	0
R.Johnson	11	207	18.8	39	1
Byars	11	44	4.0	17	0
P.Smith	6	94	15.7	36	0
M.Waters	2	27	13.5	19	0
Darby	2	16	8.0	13	0
Duckworth	1	7	7.0	7	0
Eagles	268	3248	12.1	75t	19
Opponents	260	3641	14.0	84t	21

INTs	No.	Yds	Avg	Lg	TD
A.Waters	6	39	6.5	21	0
Young	6	9	1.5	9	0
Cooper	3	20	6.7	20	0
A.Johnson	3	6	2.0	9	0
Hoage	1	18	18.0	18	0
Foules	1	14	14.0	14	0
Schulz	1	11	11.0	11	0
Joyner	1	4	4.0	4	0
Cobb	1	3	3.0	3	0
Eagles	23	124	5.4	21	0
Opponents	17	192	11.3	32t	1

Kickoff Returns	No.	Yds	Avg	Lg	TD
Crawford	27	497	18.4	36	0
Tautalatasi	18	344	19.1	51	0
Byars	2	47	23.5	31	0
Cooper	2	42	21.0	24	0
Quick	2	6	3.0	6	0
Schulz	1	9	9.0	9	0
Simmons	1	0	0.0	0	0
Eagles	53	945	17.8	51	0
Opponents	62	1261	20.3	40	0

Score By Periods	Q1	Q2	Q3	Q4	OT	Pts
Eagles	66	51	48	85	6	256
Opponents	50	75	86	98	3	312

Scoring	TD	Ru	Pa	Rt	PAT	FG	2Pt	Pts
McFadden	0	0	0	0	26-27	20-31	0	86
Quick	9	0	9	0			0	54
K.Jackson	6	0	6	0			0	36
Cunningham	5	5	0	0			0	30
Tautalatasi	2	0	2	0			0	12
Byars	1	1	0	0			0	6
Crawford	1	1	0	0			0	6
Garrity	1	0	0	1			0	6
R.Johnson	1	0	1	0			0	6
Spagnola	1	0	1	0			0	6
Toney	1	1	0	0			0	6
Brown (safety)	0	0	0	0			0	2
Eagles	28	8	19	1	26-27	20-31	0	256
Opponents	39	14	21	4	37-39	13-26	0	312

* Opponents registered one safety

Field Goals	1-19	20-29	30-39	40-49	50+
McFadden	0/0	6/6	10/12	3/10	1/3
Eagles	0/0	6/6	10/12	3/10	1/3
Opponents	1/1	5/6	5/9	1/8	1/2

Punting	No	Yds	Avg	Net	TB	Lg	B
Teltschik	108	4493	41.6	33.6	10	62	1
Cunningham	2	54	27.0	25.5	0	39	0
Eagles	111	4547	41.0	33.5	10	62	1
Opponents	97	3751	38.7	32.3	12	68	2

Punt Returns	Ret	FC	Yds	Avg	Lg	TD
Garrity	17	7	187	11.0	76t	1
Cooper	16	7	139	8.7	58	0
M.Waters	7	1	130	4.3	13	0
P.Smith	4	1	18	4.5	7	0
Eagles	44	16	374	8.5	76t	1
Opponents	63	13	634	10.1	75t	2

Sacks: White 18.0, Brown 9.0, Clarke 8.0, Cobb 6.0, Jiles 2.0, Joyner 2.0, Simmons 2.0, A.Waters 2.0, Cooper 1.0, Darby 1.0, A.Johnson 1.0, Singletary 1.0, **Eagles 53.0, Opponents 104.0**

Leading Tacklers: Reichenbach 129, A.Waters 129, Hoage 112, Cobb 102, White 98, Brown 88, Clarke 73, A.Johnson 71, Cooper 62, Young 52

Pro Bowl Selections: WR Mike Quick, DE Reggie White

USUAL STARTERS

WR	Mike Quick	LDE	Reggie White (9)
LT	Tom Jlesky (7)		Byron Darby (7)
	Ken Reeves (6)	LDT	Ken Clarke
LG	Ken Reeves (9)	RDT	Reggie White (7)
	Nick Haden (6)		Reggie Singletary (5)
C	Matt Darwin	RDE	Greg Brown
RG	Ron Baker	LLB	Garry Cobb
RT	Leonard Mitchell	MLB	Mike Reichenbach
TE	John Spagnola	RLB	Alonzo Johnson (9)
WR	Kenny Jackson		Seth Joyner (7)
QB	Ron Jaworski (9)	LCB	Roynell Young
	Randall Cunningham (5)	RCB	Evan Cooper
RB	Keith Byars (8)	SS	Andre Waters
	Charles Crawford (5)	FS	Terry Hoage
FB	Michael Haddix (9)		
	Anthony Toney (5)		

Passing	Att	Cmp	Yds	Cmp%	Yds/Att	TD	TD%	Int	Int%	Lg	Sk/Lost	Rate
Jaworski	245	128	1405	52.2	5.73	8	3.3	6	2.4	56	22/156	70.2
Cunningham	209	111	1391	53.1	6.66	8	3.8	7	3.3	75t	72/489	72.9
Cavanaugh	58	28	397	48.3	6.84	2	3.4	4	6.9	49	9/56	53.6
Byars	2	1	55	50.0	27.50	1	50.0	0	0.0	55t	1/7	135.4
Eagles	514	268	3248	52.1	6.32	19	3.7	17	3.3	75t	104/708	70.4
Opponents	532	260	3641	48.9	6.84	21	3.9	23	4.3	84t	53/406	66.5

1987 EAGLES STATISTICS



Record: 7-8, 4th in NFC East
Head Coach: Buddy Ryan

S-13	L	24-34	at Washington	52,188
S-20	W	27-17	New Orleans	57,485
O-04	L	3-35	Chicago	4,074
O-11	L	22-41	at Dallas	40,622
O-18	L	10-16	at Green Bay (OT)	35,842
O-25	W	37-20	Dallas	61,630
N-01	W	28-23	at St. Louis	24,586
N-08	W	31-27	Washington	63,609
N-15	L	17-20	NY Giants	66,172
N-22	L	19-31	St. Louis	55,592
N-29	W	34-31	at New England (OT)	54,198
D-06	L	20-23	at NY Giants (OT)	65,874
D-13	L	10-28	Miami	63,841
D-20	W	38-27	at NY Jets	30,572
D-27	W	17-7	Buffalo	57,547

Note: Game of Sept. 27 at San Francisco cancelled due to the NFL players' strike ... games of Oct.

4 - Oct. 18 were "replacement games" played with replacement players during strike.

TEAM STATS

	EAGLES	OPP
Total First Downs	289	301
Rushing	112	85
Passing	154	186
Penalty	23	30
3rd Down: Made/Att	75/241	69/216
3rd Down Pct.	31.1	31.9
4th Down: Made/Att	8/19	7/17
4th Down Pct.	42.1	41.2
Possession Avg.	na	na
Total Net Yards	5077	5249
Avg. Per Game	338.5	349.9
Total Plays	1101	1046
Avg. Per Play	4.6	5.0
Net Yards Rushing	2027	1643
Avg. Per Game	135.1	109.5
Total Rushes	509	428
Net Yards Passing	3050	3606
Avg. Per Game	203.3	240.4
Sacked/Yards Lost	72/511	57/452
Gross Yards	3561	4058
Att./Completions	520/283	561/305
Completion Pct.	54.4	54.4
Had Intercepted	16	21
Punts/Average	102/37.0	88/37.1
Net Punting Avg.	31.4	33.4
Penalties/Yards	116/919	105/830
Fumbles/Ball Lost	44/19	41/27
Touchdowns	40	47
Rushing	12	16
Passing	26	29
Returns	2	2

Sacks: White 21.0, Simmons 6.0, J.Brown 4.0, Joyner 4.0, Smalls 2.5, Grooms 2.0, Phillips 2.0, Pitts 2.0, Clarke 1.5, Jiles 1.5, Battaglia 1.0, C.Brown 1.0, Cobb 1.0, Frizzell 1.0, Griffin 1.0, Hoage 1.0, Lee 1.0, Mitchell 1.0, Reichenbach 1.0, West 1.0, Auer 0.5, **Eagles 57.0, Opponents 72.0**

Passing	Att	Cmp	Yds	Cmp%	Yds/Att	TD	TD%	Int	Int%	Lg	Sk/Lost	Rat
Cunningham	406	223	2786	54.9	6.86	23	5.7	12	3.0	70t	54/380	83.0
Tinsley	86	48	637	55.8	7.41	3	3.5	4	4.7	62t	6/55	71.7
Merkens	14	7	70	50.0	5.00	0	0.0	0	0.0	17	10/62	64.6
Horn	11	5	68	45.5	6.18	0	0.0	0	0.0	23	1/7	65.7
Carter	1	0	0	0.0	0.0	0	0.0	0	0.0	--	0/0	39.6
Grant	1	0	0	0.0	0.0	0	0.0	0	0.0	--	0/0	39.6
Toney	1	0	0	0.0	0.0	0	0.0	0	0.0	--	0/0	39.6
Teltschik	0	0	0	---	---	0	---	0	---	---	1/7	---
Eagles	520	283	3561	54.4	6.85	26	5.0	16	3.1	70t	72/511	79.8
Opponents	561	305	4058	54.4	7.23	29	5.2	21	3.7	77t	57/452	79.2

Rushing	No.	Yds	Avg	Lg	TD
Cunningham	76	505	6.6	45	3
Toney	127	473	3.7	36	5
Byars	116	426	3.7	30	3
Haddix	59	165	2.8	11	0
R.Brown	39	136	3.5	23	0
Robinson	24	114	4.8	18	0
Tautalatasi	26	69	2.7	17	0
Ross	14	54	3.9	12	1
Teltschik	3	32	10.7	23	0
Jackson	6	27	4.5	10	0
Grant	1	20	20.0	20	0
Morse	6	14	2.3	7	0
Tinsley	4	2	0.5	2	0
Clemons	3	0	0.0	0	0
Horn	1	0	0.0	0	0
Cavanaugh	1	-2	-2.0	-2	0
Merkens	3	-8	-2.7	1	0
Eagles	509	2027	4.0	45	12
Opponents	428	1643	3.8	62t	16

Receiving

	No.	Yds	Avg	Lg	TD
Quick	46	790	17.2	61t	11
Toney	39	341	8.7	33	1
Spagnola	36	350	9.7	22	2
Tautalatasi	25	176	7.0	22	0
Jackson	21	471	22.4	70t	3
Byars	21	177	8.4	30	1
Grant	16	280	17.5	41	0
Garrity	12	242	20.2	41	2
Siano	9	137	15.2	34	1
Bailey	8	69	8.6	19	0
R.Brown	8	53	6.6	14	0
Giles	7	95	13.6	40t	1
Haddix	7	58	8.3	23	0
Bowman	6	127	21.2	62t	1
Carter	5	84	16.8	25	2
Repko	5	46	9.2	12	0
Ross	5	41	8.2	17	0
Robinson	2	9	4.5	5	0
Clemons	1	13	13.0	13t	1
Little	1	8	8.0	8	0
Morse	1	8	8.0	8	0
Cunningham	1	-3	-3.0	-3	0
Singletary	1	-11	-11.0	-11	0
Eagles	283	3561	12.6	70t	26
Opponents	305	4058	13.3	77t	29

Punting

	No	Yds	Avg	Net	TB	Lg	B
Teltschik	82	3131	38.2	32.0	4	60	1
Jacobs	10	369	36.9	30.5	0	44	1
Royals	5	209	41.8	30.6	1	48	0
Merkens	2	61	30.5	20.3	0	38	1
Eagles	102	3770	37.0	31.4	5	60	3
Opponents	88	3262	37.1	33.4	6	65	0

Score By Periods

	Q1	Q2	Q3	Q4	OT	Pts
Eagles	46	118	86	84	3	337
Opponents	88	133	65	85	9	380

Pro Bowl Selections: WR Mike Quick, DE Reggie White

Scoring	TD	Ru	Pa	Rt	PAT	FG	2Pt	Pts
McFadden	0	0	0	0	36/36	16/26	0	84
Quick	11	0	11	0			0	66
Toney	6	5	1	0			0	36
Byars	4	3	1	0			0	24
Cunningham	3	3	0	0			0	18
Jackson	3	0	3	0			0	18
Carter	2	0	2	0			0	12
Garrity	2	0	2	0			0	12
Spagnola	2	0	2	0			0	12
Jacobs	0	0	0	0	2/4	3/5	0	11
Bowman	1	0	1	0			0	6
Clemons	1	0	1	0			0	6
Giles	1	0	1	0			0	6
Joyner	1	0	0	1			0	6
Ross	1	1	0	0			0	6
Siano	1	0	1	0			0	6
White	1	0	0	1			0	6
Team (safety)	0	0	0	0			0	2

Eagles	40	12	26	2	38/40	19/31	0	337
Opponents	47	16	29	2	44/46	18/29	0	380

Field Goals

	1-19	20-29	30-39	40-49	50+
McFadden	1/1	3/4	6/10	6/9	0/2
Jacobs	0/0	1/1	0/1	2/3	0/0
Eagles	1/1	4/5	6/11	8/12	0/2
Opponents	0/0	8/8	0/3	7/14	3/4

INTs

	No.	Yds	Avg	Lg	TD
Foules	4	6	1.5	6	0
Waters	3	63	21.0	63	0
Joyner	2	42	21.0	29	0
Kullman	2	25	12.5	13	0
Brown	2	7	3.5	6	0
Hoage	2	3	1.5	3	0
Cooper	2	0	0.0	0	0
Young	1	30	30.0	30	0
Evans	1	12	12.0	12	0
C.Brown	1	9	9.0	9	0
West	1	0	0.0	0	0
Eagles	21	197	9.4	63	0
Opponents	16	68	4.3	25	0

Kickoff Returns

	No.	Yds	Avg	Lg	TD
Morse	24	386	16.1	28	0
Carter	12	241	20.1	33	0
Bowman	7	153	21.9	32	0
Cooper	5	86	17.2	24	0
Reid	4	58	14.5	19	0
Tautalatasi	3	53	17.7	32	0
Lavette	2	37	18.5	19	0
Haddix	2	16	8.0	9	0
Turrall	1	21	21.0	21	0
R.Brown	1	20	20.0	20	0
C.Brown	1	13	13.0	13	0
Siano	1	13	13.0	13	0
Ulmer	1	8	8.0	8	0
Alexander	1	6	6.0	6	0
Reeves	0	1	--	1	0
Clemons	1	0	0.0	0	0
Eagles	66	1112	16.8	33	0
Opponents	59	1276	21.6	54	0

USUAL STARTERS

WR	Mike Quick	LDE	Reggie White
LT	Matt Darwin	LDT	Ken Clarke
LG	Adam Schreiber	RDT	Jerome Brown
C	Gerry Feehery	RDE	Clyde Simmons
RG	Ron Baker	LLB	Seth Joyner
RT	Joe Conwell	MLB	Mike Reichenbach
TE	John Spagnola	RLB	Garry Cobb (7)
WR	Kenny Jackson		Dwayne Jiles (5)
QB	Randall Cunningham	LCB	Roynell Young
RB	Keith Byars	RCB	Elbert Foules (8)
FB	Anthony Toney		William Frizzell (4)

1988 EAGLES STATISTICS



Record: 10-6, 1st in NFC East
Head Coach: Buddy Ryan

S-04	W	41-14	at Tampa Bay	43,502
S-11	L	24-28	Cincinnati	43,502
S-19	L	10-17	at Washington	53,920
S-25	L	21-23	at Minnesota	56,012
O-02	W	32-23	Houston	64,692
O-10	W	24-13	NY Giants	63,736
O-16	L	3-19	at Cleveland	78,787
O-23	W	24-23	Dallas	66,309
O-30	L	24-27	Atlanta	60,091
N-06	W	30-24	LA Rams	65,624
N-13	W	27-26	at Pittsburgh	46,026
N-20	W	23-17	at NY Giants (OT)	43,621
N-27	W	31-21	Phoenix	57,918
D-04	L	19-20	Washington	65,947
D-10	W	23-17	at Phoenix	54,832
D-18	W	23-7	at Dallas	46,131
NFC DIVISIONAL PLAYOFF				
D-31	L	12-20	at Chicago	65,534

TEAM STATS

	EAGLES	OPP
Total First Downs	318	311
Rushing	105	85
Passing	179	199
Penalty	34	27
3rd Down: Made/Att	92/246	75/225
3rd Down Pct.	37.4	33.3
4th Down: Made/Att	8/12	10/19
4th Down Pct.	66.7	52.6
Possession Avg.	na	na
Total Net Yards	5430	5799
Avg. Per Game	339.4	362.4
Total Plays	1102	1086
Avg. Per Play	4.9	5.3
Net Yards Rushing	1945	1652
Avg. Per Game	121.6	103.3
Total Rushes	464	466
Net Yards Passing	3485	4147
Avg. Per Game	217.8	259.2
Sacked/Yards Lost	57/442	42/296
Gross Yards	3927	4443
Att./Completions	581/309	578/309
Completion Pct.	53.2	53.5
Had Intercepted	17	32
Punts/Average	104/39.7	85/37.8
Net Punting Avg.	34.3	32.4
Penalties/Yards	115/907	115/897
Fumbles/Ball Lost	29/9	28/12
Touchdowns	44	37
Rushing	17	11
Passing	25	23
Returns	2	3

Passing	Att	Cmp	Yds	Cmp%	Yds/Att	TD	TD%	Int	Int%	Lg	Sk/Lost	Rat
Cunningham	560	301	3808	53.8	6.80	24	4.3	16	2.9	80t	57/442	77.6
Cavanaugh	16	7	101	43.8	6.31	1	6.3	1	6.3	42	0/0	59.6
Teltschik	3	1	18	33.3	6.00	0	0.0	0	0.0	18	0/0	54.9
Byars	2	0	0	0.0	0.00	0	0.0	0	0.0	--	0/0	39.6
Eagles	581	309	3927	53.2	6.76	25	4.3	17	2.9	80t	57/442	76.7
Opponents	578	309	4443	53.5	7.69	23	4.0	32	5.5	93t	42/296	68.9

Rushing	No.	Yds	Avg	Lg	TD
Cunningham	93	624	6.7	33t	6
Byars	152	517	3.4	52	6
Toney	139	502	3.6	20	4
Haddix	57	185	3.2	15	0
Hoage	1	38	38.0	38t	1
Teltschik	2	36	18.0	23	0
Tautalatasi	14	28	2.0	9	0
Abercrombie	5	14	2.8	5	0
Carter	1	1	1.0	1	0
Eagles	464	1945	4.2	52	17
Opponents	466	1652	3.5	65	11

Receiving	No.	Yds	Avg	Lg	TD
Keith Jackson	81	869	10.7	41	6
Byars	72	705	9.8	37t	4
Carter	39	761	19.5	80t	6
Toney	34	256	7.5	24	1
Quick	22	508	23.1	55t	4
R.Johnson	19	417	21.9	54	2
Garrity	17	208	12.2	20	1
Haddix	12	82	6.8	14	0
Giles	6	57	9.5	17	1
Tautalatasi	5	48	9.6	21	0
Konecny	1	18	18.0	18	0
Abercrombie	1	-2	-2.0	-2	0
Eagles	309	3927	12.7	80t	25
Opponents	309	4443	14.4	93t	23

INTs	No.	Yds	Avg	Lg	TD
Hoage	8	116	14.5	38	0
Allen	5	76	15.2	21	0
Hopkins	5	21	4.2	11	0
Joyner	4	96	24.0	30	0
Frizzell	3	19	6.3	13	0
Waters	3	19	6.3	14	0
Young	2	5	2.5	5	0
Everett	1	0	0.0	0	0
Brown	1	-5	-5.0	-5	0
Bell	0	24	--	24	0
Eagles	32	371	11.6	38	0
Opponents	17	98	5.8	29	0

Punting	No	Yds	Avg	Net	TB	Lg	B
Teltschik	98	3958	40.4	33.9	8	70	3
Cunningham	3	167	55.7	49.7	0	58	0
Eagles	104	4125	39.7	34.3	8	70	3
Opponents	85	3209	37.8	32.4	11	56	3

Punt Returns	Ret	FC	Yds	Avg	Lg	TD
Konecny	33	25	233	7.1	24	0
Eagles	33	25	233	7.1	24	0
Opponents	47	27	393	8.4	68	0

Score By Periods	Q1	Q2	Q3	Q4	OT	Pts
Eagles	76	131	65	101	6	379
Opponents	111	47	73	88	0	319

Scoring	TD	Ru	Pa	Rt	PAT	FG	2Pt	Pts
Zendejas	0	0	0	0	30/31	19/24	0	87
Byars	10	6	4	0			0	60
Carter	7	0	6	1			0	42
Cunningham	6	6	0	0			0	36
Keith Jackson	6	0	6	0			0	36
Toney	5	4	1	0			0	30
Quick	4	0	4	0			0	24
Dorsey	0	0	0	0	9/9	4/7	0	21
Johnson	2	0	2	0			0	12
Simmons (safety)	1	0	0	1			0	8
Garrity	1	0	1	0			0	6
Giles	1	0	1	0			0	6
Hoage	1	1	0	0			0	6
Dawson	0	0	0	0	3/3	0/1	0	3
Jenkins (safety)	0	0	0	0			0	2
Eagles	44	17	25	2	42/43	23/32	0	379
Opponents	37	11	23	3	35/37	20/29	0	319

* Opponents registered one safety

Field Goals	1-19	20-29	30-39	40-49	50+
Zendejas	2/2	6/6	7/9	3/4	1/3
Dorsey	0/0	3/3	1/2	0/2	0/0
Dawson	0/0	0/1	0/0	0/0	0/0
Eagles	2/2	9/10	8/11	3/6	1/3
Opponents	0/0	9/12	6/7	4/8	1/2

Kickoff Returns	No.	Yds	Avg	Lg	TD
Beals	34	625	18.4	32	0
Konecny	17	276	16.2	25	0
Abercrombie	5	87	17.4	31	0
Byars	2	20	10.0	14	0
Jenkins	1	20	20.0	20	0
Bartlett	0	0	0.0	0	0
Eagles	59	1028	17.4	32	0
Opponents	63	1266	20.1	73	0

Sacks: White 18.0, Simmons 8.0, Brown 5.0, Joyner 3.5, Hoage 2.0, Pitts 1.5, Bartlett 1.0, Golic 1.0, Reichenbach 1.0, Bell 0.5, Waters 0.5.
Eagles 42.0, Opponents 57.0

Leading Tacklers: Waters 154, Hopkins 146, Joyner 136, White 133, Pitts 121, Brown 101, Bell 92, Simmons 89, Reichenbach 84, Allen 65

Pro Bowl Selections: QB Randall Cunningham, TE Keith Jackson, DE Reggie White

USUAL STARTERS

WR	Mike Quick	LDE	Reggie White
LT	Matt Darwin	LDT	Mike Pitts
LG	David Alexander	RDT	Jerome Brown
C	Dave Rimington	RDE	Clyde Simmons
RG	Reggie Singletary (9)	LLB	Seth Joyner
	Ron Baker (7)	MLB	Mike Reichenbach
RT	Ron Heller	RLB	Todd Bell
TE	Keith Jackson	LCB	Royne Young
WR	Cris Carter	RCB	Eric Allen
QB	Randall Cunningham	SS	Andre Waters
RB	Keith Byars	FS	Wes Hopkins
FB	Anthony Toney		

1990 EAGLES STATISTICS



Record: 10-6, 2nd in NFC East
Head Coach: Buddy Ryan

S-09	L	20-27	at NY Giants	76,202
S-16	L	21-23	Phoenix	64,396
S-23	W	27-21	at LA Rams	63,644
S-30	L	23-24	Indianapolis	62,067
O-15	W	32-24	Minnesota	66,296
O-21	L	7-13	at Washington	53,567
O-28	W	21-20	at Dallas	62,605
N-04	W	48-20	New England	65,514
N-12	W	28-14	Washington	65,857
N-18	W	24-23	at Atlanta	53,755
N-25	W	31-13	NY Giants	66,706
D-02	L	23-30	at Buffalo	79,320
D-09	L	20-23	at Miami (OT)	67,034
D-16	W	31-0	Green Bay	65,627
D-23	W	17-3	Dallas	63,895
D-29	W	23-21	at Phoenix	31,796
NFC WILD CARD				
J-05	L	6-20	Washington	65,287

TEAM STATS

	EAGLES	OPP
Total First Downs	325	251
Rushing	132	59
Passing	170	169
Penalty	23	23
3rd Down: Made/Att	90/218	68/217
3rd Down Pct.	41.3	31.3
4th Down: Made/Att	9/12	8/18
4th Down Pct.	75.0	44.4
Possession Avg.	33:19	26:41
Total Net Yards	5700	4660
Avg. Per Game	356.3	291.3
Total Plays	1069	948
Avg. Per Play	5.3	4.9
Net Yards Rushing	2556	1169
Avg. Per Game	159.8	73.1
Total Rushes	540	337
Net Yards Passing	3144	3491
Avg. Per Game	196.5	218.2
Sacked/Yards Lost	50/438	45/280
Gross Yards	3582	3771
Att./Completions	479/281	566/273
Completion Pct.	58.7	48.2
Had Intercepted	13	19
Punts/Average	74/40.9	86/40.3
Net Punting Avg.	35.5	34.4
Penalties/Yards	120/981	94/706
Fumbles/Ball Lost	32/15	32/11
Touchdowns	48	33
Rushing	10	9
Passing	34	23
Returns	4	1

Sacks: White 14.0, Simmons 8.0, Joyner 7.5, Small 3.5, Pitts 3.0, Hopkins 2.0, Golic 2.0, J.Brown 1.0, Chapura 1.0, Evans 1.0, Frizzell 1.0, Hoage 1.0

Eagles 45.0, Opponents 50.0

Pro Bowl: DT Jerome Brown, QB Randall Cunningham, TE Keith Jackson, DE Reggie White

Score By Periods	Q1	Q2	Q3	Q4	OT	Pts
Eagles	84	104	67	141	0	396
Opponents	71	81	40	104	3	299

Rushing	No.	Yds	Avg	Lg	TD
Cunningham	118	942	8.0	52t	5
Sherman	164	685	4.2	36	1
Toney	132	452	3.4	20	1
Sanders	56	208	3.7	39	1
Byars	37	141	3.8	23	0
Vick	16	58	3.6	17	1
Drummond	8	33	4.1	9	1
C.Williams	2	20	10.0	18	0
Barnett	2	13	6.5	12	0
Feagles	2	3	1.5	3	0
McMahon	3	1	0.3	3	0
Eagles	540	2556	4.7	52t	10
Opponents	337	1169	3.5	51	9

Receiving	No.	Yds	Avg	Lg	TD
Byars	81	819	10.1	54	3
Kei.Jackson	50	670	13.4	37t	6
C.Williams	37	602	16.3	45t	9
Barnett	36	721	20.0	95t	8
Sherman	23	167	7.3	26	3
Shuler	18	190	10.6	25	0
Toney	17	133	7.8	32	3
Quick	9	135	15.0	39	1
Drummond	5	39	7.8	29	0
Sanders	2	20	10.0	12	0
Ken.Jackson	1	43	43.0	43	0
Hargrove	1	34	34.0	34t	1
LeBel	1	9	9.0	9	0
Eagles	281	3582	12.7	95t	34
Opponents	273	3771	13.8	78t	23

INTs	No.	Yds	Avg	Lg	TD
Hopkins	5	45	9.0	21	0
Frizzell	3	91	30.3	37	1
Allen	3	37	12.3	35t	1
B.Smith	3	1	0.3	1	0
Evans	1	48	48.0	48	0
White	1	33	33.0	33	0
Golic	1	12	12.0	12	0
Joyner	1	9	9.0	9	0
Hoage	1	0	0.0	0	0
Eagles	19	271	14.3	42	3
Opponents	13	88	6.8	38	0

Punt Returns	Ret	FC	Yds	Avg	Lg	TD
R.Harris	16	2	151	9.4	30	0
Hargrove	12	2	83	6.9	13	0
Edwards	8	7	60	7.5	13	0
Bellamy	2	0	22	11.0	22	0
C.Williams	2	0	-1	-0.5	0	0
Eagles	40	11	315	7.9	30	0
Opponents	37	19	338	9.1	68t	1

Punting	No	Yds	Avg	Net	TB	Lg	B
Feagles	72	3026	42.0	35.5	3	60	2
Eagles	74	3026	40.9	35.5	3	60	2
Opponents	86	3470	40.3	34.4	10	59	0

Leading Tacklers: Joyner 132, Evans 112, Simmons 109, J.Brown 108, Waters 101, B.Smith 91, White 83, Hopkins 77, Small 76, Golic 72.

Passing	Att	Cmp	Yds	Cmp%	Yds/Att	TD	TD%	Int	Int%	Lg	Sk/Lost	Rat
Cunningham	465	271	3466	58.3	7.45	30	6.5	13	2.8	95t	49/431	91.6
McMahon	9	6	63	66.7	7.00	0	0.0	0	0.0	21	1/7	86.8
Byars	4	4	53	100.0	13.25	4	100.0	0	0.0	18t	0/0	158.3
Feagles	1	0	0	0.0	0.00	0	0.0	0	0.0	0	0/0	39.6
Eagles	479	281	3582	58.7	7.48	34	7.1	13	2.7	95t	50/438	94.5
Opponents	566	273	3771	48.2	6.66	23	4.1	19	3.4	78t	45/280	69.6

Scoring	TD	Ru	Pa	Rt	PAT	FG	2Pt	Pts
Ruzek	0	0	0	0	45-48	21-29	0	108
C.Williams	9	0	9	0			0	54
Barnett	8	0	8	0			0	48
Kei.Jackson	6	0	6	0			0	36
Cunningham	5	5	0	0			0	30
Sherman	4	1	3	0			0	24
Toney	4	1	3	0			0	24
Byars	3	0	3	0			0	18
Allen	1	0	0	1			0	6
Drummond	1	1	0	0			0	6
Evans	1	0	0	1			0	6
Frizzell	1	0	0	1			0	6
Hargrove	1	0	1	0			0	6
Quick	1	0	1	0			0	6
Sanders	1	1	0	0			0	6
Simmons	1	0	0	1			0	6
Vick	1	1	0	0			0	6
Eagles	48	10	34	4	45-48	21-29	0	396
Opponents	33	9	23	1	32-33	23-32	0	299

Field Goals	1-19	20-29	30-39	40-49	50+
Ruzek	2/2	5/7	9/12	4/7	1/1
Eagles	2/2	5/7	9/12	4/7	1/1
Opponents	0/0	4/4	7/8	10/15	2/5

Ruzek: [37G,29G] () [43G,36N,18G] [22G,49N,44G,31G] [38G,30G,29G,19G] [28N,40N] () [27G,34G] () [46G] [39G] [32G] [39N,53G,33G] [22N,34G,37N] [47N,29G] [44G]
Opp: [38G,46G] [25G,50G,42G] [48N] [41G] [33G] [51N,48N,41N,50N,33G,39G] [43G,43G, 51N] [39G,49N,44G] () [53G,46G,28G] () [43G, 21G,45G,36N] [24G,34G,39G] [47N] [46G] ()

Kickoff Returns	No.	Yds	Avg	Lg	TD
Hargrove	19	341	17.9	30	0
Sanders	15	299	19.9	37	0
Ken.Jackson	6	125	20.8	30	0
Barnett	4	65	16.3	22	0
R.Harris	1	44	44.0	44	0
Edwards	3	36	12.0	14	0
Vick	2	22	11.0	13	0
Bellamy	1	17	17.0	17	0
Jenkins	1	14	14.0	14	0
Allen	1	2	2.0	2	0
Hager	1	0	0.0	0	0
Eagles	54	965	17.9	44	0
Opponents	74	1408	19.0	40	0

USUAL STARTERS

WR	Fred Barnett	LDE	Reggie White
LT	Ron Heller	LDT	Mike Golic
LG	Mike Schad	RDT	Jerome Brown
C	David Alexander	RDE	Clyde Simmons
RG	Ron Solt	LLB	Seth Joyner
RT	Reggie Singletary	MLB	Byron Evans
TE	Keith Jackson	RLB	Jessie Small
WR	Calvin Williams	LCB	Ben Smith
QB	Randall Cunningham	RCB	Eric Allen
RB	Keith Byars	SS	Andre Waters
FB	Anthony Toney	FS	Wes Hopkins

1991 EAGLES STATISTICS



Record: 10-6, 3rd in NFC East					
Head Coach: Rich Kotite					
S-01	W	20-3	at Green Bay	58,991	
S-08	L	10-26	Phoenix	63,818	
S-15	W	24-0	at Dallas	62,656	
S-22	W	23-14	Pittsburgh	65,511	
S-30	L	0-23	at Washington	55,198	
O-06	L	13-14	at Tampa Bay	41,219	
O-13	L	6-13	New Orleans	64,224	
O-27	L	7-23	San Francisco	65,796	
N-04	W	30-7	NY Giants	65,816	
N-10	W	32-30	at Cleveland	72,086	
N-17	W	17-10	Cincinnati	63,189	
N-24	W	34-14	at Phoenix	37,307	
D-02	W	13-6	at Houston	62,141	
D-08	W	19-14	at NY Giants	76,099	
D-15	L	13-25	Dallas	65,854	
D-22	W	24-22	Washington	58,988	

TEAM STATS	EAGLES	OPP
Total First Downs	249	206
Rushing	86	53
Passing	142	133
Penalty	21	20
3rd Down: Made/Att	73/223	62/208
3rd Down Pct.	32.7	29.8
4th Down: Made/Att	8/13	2/13
4th Down Pct.	61.5	15.4
Possession Avg.	33:25	26:35
Total Net Yards	4302	3549
Avg. Per Game	268.9	221.8
Total Plays	1004	905
Avg. Per Play	4.3	3.9
Net Yards Rushing	1396	1136
Avg. Per Game	87.3	71.0
Total Rushes	446	383
Net Yards Passing	2906	2413
Avg. Per Game	181.6	150.8
Sacked/Yards Lost	45/263	55/394
Gross Yards	3169	2807
Att./Completions	513/285	467/206
Completion Pct.	55.6	44.1
Had Intercepted	27	26
Punts/Average	88/41.4	86/42.7
Net Punting Avg.	34.0	37.4
Penalties/Yards	111/839	105/881
Fumbles/Ball Lost	34/16	43/22
Touchdowns	29	24
Rushing	8	4
Passing	17	16
Returns	4	4

Rushing	No.	Yds	Avg	Lg	TD
Joseph	135	440	3.3	24	3
Byars	94	383	4.1	28	1
Sherman	106	279	2.6	12	0
Kemp	16	73	4.6	18	0
Sanders	54	122	2.3	16	1
McMahon	22	55	2.5	12	1
Drummond	12	27	2.3	7	2
Ken.Jackson	1	18	18.0	18	0
Goebel	1	2	2.0	2	0
Barnett	1	0	0.0	0	0
Feagles	3	-1	-0.3	11	0
Ryan	1	-2	-2.0	-2	0
Eagles	446	1396	3.1	28	8
Opponents	383	1136	3.0	34	4

Receiving	No.	Yds	Avg	Lg	TD
Barnett	62	948	15.3	75t	4
Byars	62	564	9.1	37	3
Kei.Jackson	48	569	11.9	73t	5
Williams	33	326	9.9	30	3
Green	29	364	12.6	42	0
Sherman	14	59	4.2	11	0
Joseph	10	64	6.4	13	0
Sanders	8	62	7.8	14	0
Shuler	6	91	15.2	21	0
M.Johnson	6	70	11.7	31t	2
Ken.Jackson	4	29	7.3	9	0
Harris	2	28	14.0	22	0
McMahon	1	-5	-5.0	-5	0
Eagles	285	3169	11.1	75t	17
Opponents	206	2807	13.6	75	16

INTs	No.	Yds	Avg	Lg	TD
Hopkins	5	26	5.2	14	0
Allen	5	20	4.0	8	0
Joyner	3	41	13.7	41	0
Miano	3	30	10.0	18	0
O.Smith	2	74	37.0	74t	1
Evans	2	46	23.0	31	0
B.Smith	2	6	3.0	6	0
Booty	1	24	24.0	24	0
Golic	1	13	13.0	13	0
Waters	1	0	0.0	0	0
White	1	0	0.0	0	0
Eagles	26	280	10.8	74t	1
Opponents	27	432	16.0	59	2

Punt Returns	Ret	FC	Yds	Avg	Lg	TD
Harris	53	9	416	7.8	40	0
Eagles	53	9	416	7.8	40	0
Opponents	42	11	431	10.3	85t	1

Punting	No	Yds	Avg	Net	TB	Lg	B
Feagles	87	3640	41.8	34.0	11	77	1
Eagles	88	3640	41.4	34.0	11	77	1
Opponents	86	3670	42.7	37.4	2	65	1

Sacks: White 15.0, Simmons 13.0, Brown 9.0, Joyner 6.5, Golic 2.5, Hopkins 2.0, Pitts 2.0, W.Thomas 2.0, Booty 1.0, Jenkins 1.0, **Eagles 55.0, Opponents 45.0**

Passing	Att	Cmp	Yds	Cmp%	Yds/Att	TD	TD%	Int	Int%	Lg	Sk/Lost	Rat
McMahon	311	187	2239	60.1	7.20	12	3.9	11	3.5	75t	21/128	80.3
Kemp	114	57	546	50.0	4.79	5	4.4	5	4.4	57	12/61	60.1
Goebel	56	30	267	53.6	4.77	0	0.0	6	10.7	26	6/37	27.0
Ryan	26	10	98	38.5	3.77	0	0.0	4	15.4	32	4/21	10.3
Cunningham	4	1	19	25.0	4.8	0	0.0	0	0.0	19	2/16	46.9
Byars	2	0	0	0.0	0.0	0	0.0	1	50.0	--	0/0	0.0
Eagles	513	285	3169	55.6	6.18	17	3.3	27	5.3	75t	45/263	63.2
Opponents	467	206	2807	44.1	6.01	16	3.4	26	5.6	75	55/394	52.1

Score By Periods	Q1	Q2	Q3	Q4	OT	Pts
Eagles	41	109	53	82	0	285
Opponents	72	71	38	63	0	244

Scoring	TD	Ru	Pa	Rt	PAT	FG	2Pt	Pts
Ruzek	0	0	0	0	27-29	28-33	0	111
Kei.Jackson	5	0	5	0			0	30
Barnett	4	0	4	0			0	24
Byars	4	1	3	0			0	24
Joseph	3	3	0	0			0	18
Williams	3	0	3	0			0	18
Drummond	2	2	0	0			0	12
M.Johnson	2	0	2	0			0	12
Joyner	2	0	0	2			0	12
McMahan	1	1	0	0			0	6
Senders	1	1	0	0			0	6
Simmons	1	0	0	1			0	6
O.Smith	1	0	0	1			0	6
Eagles	29	8	17	4	27-29	28-33	0	285
Opponents	24	4	16	4	23-24	25-33	0	244

* Opponents registered one safety

Field Goals	1-19	20-29	30-39	40-49	50+
Ruzek	2/2	8/8	9/10	8/10	1/3
Eagles	2/2	8/8	9/10	8/10	1/3
Opponents	0/0	7/7	8/10	6/11	4/5

Ruzek: [37G,40G] [47G,47N] [42G,55N] [27G,34G,20G] [18G,45G] [48G,41G] [37N] [38G,36G,25G] [21G,37G,24G,19G] [42N,37G] [1] [23G,29G] [46G,21G,51G,36G] [37G,51N,47G] [38G] **Opponents:** [21G] [52G,28G,22G,42G] [1] [1] [37G,35G,45N,27G] [32N] [36G,43N,26G] [45G,25G,50G] [1] [50G] [38G] [43N] [42G,47G] [44N,32N] [50G,55N,32G,37G] [21G,47G,47G,38G,49N,35G]

Kickoff Returns	No.	Yds	Avg	Lg	TD
Harris	28	473	16.9	33	0
Sanders	10	160	16.0	31	0
Green	5	70	14.0	21	0
Sherman	4	61	15.3	20	0
Eagles	47	764	16.3	33	0
Opponents	60	1146	19.1	51	0

Leading Tacklers: Waters 156, Brown 150, Hopkins 138, Simmons 115, Evans 111, Joyner 110, White 100, Pitts 100, Golic 72, W.Thomas 40

Pro Bowl Selections: CB Eric Allen, DT Jerome Brown, LB Seth Joyner, DE Clyde Simmons, DE Reggie White

USUAL STARTERS			
WR	Fred Barnett	LDE	Reggie White
LT	Ron Heller	LDT	Mike Pitts
LG	Dennis McKnight	RDT	Jerome Brown
C	David Alexander	RDE	Clyde Simmons
RG	Ron Solt	LLB	Seth Joyner
RT	Antone Davis	MLB	Byron Evans
TE	Keith Jackson	RLB	Jessie Small (8)
WR	Calvin Williams		William Thomas (7)
QB	Jim McMahon	LCB	Ben Smith
RB	Heath Sherman (5)	RCB	Eric Allen
	James Joseph (3)	SS	Andre Waters
	Thomas Sanders (3)	FS	Wes Hopkins
FB	Keith Byars		

1992 EAGLES STATISTICS



Record: 11-5, 2nd in NFC East Head Coach: Rich Kotite

S-06	W	15-13	New Orleans	65,513
S-13	W	31-14	at Phoenix	42,533
S-20	W	30-0	Denver	65,833
O-05	W	31-7	Dallas	66,572
O-11	L	17-24	at Kansas City	76,626
O-18	L	12-16	at Washington	56,380
O-25	W	7-3	Phoenix	64,676
N-01	L	10-20	at Dallas	65,012
N-08	W	31-10	L.A. Raiders	65,388
N-15	L	24-27	at Green Bay (Mil)	52,689
N-22	W	47-34	at NY Giants	68,153
N-29	L	14-20	at San Francisco	64,374
D-06	W	28-17	Minnesota	65,280
D-13	W	20-17	at Seattle (OT)	47,492
D-20	W	17-13	Washington	65,841
D-27	W	20-10	NY Giants	64,266

NFC WILD CARD

J-03	W	36-20	at New Orleans	68,893
------	---	-------	----------------	--------

NFC DIVISIONAL PLAYOFF

J-10	L	10-34	at Dallas	63,721
------	---	-------	-----------	--------

Rushing		No.	Yds	Avg	Lg	TD
Walker		267	1070	4.0	38	8
Sherman		112	583	5.2	34	5
Cunningham		87	549	6.3	30	5
Byars		41	176	4.3	23	1
McMahon		6	23	3.8	11	0
Sikahema		2	2	1.0	1	0
Barnett		1	-15	-15.0	-15	0

Eagles	516	2388	4.6	38	19	
Opponents	386	1481	3.8	51	4	

Receiving		No.	Yds	Avg	Lg	TD
Barnett		67	1083	16.2	71t	6
Byars		56	503	9.0	46	2
C.Williams		42	598	14.2	49t	7
Walker		38	278	7.3	41	2
Sherman		18	219	12.2	75t	1
Sikahema		13	142	10.9	22	0
Green		8	105	13.1	21	0
Beach		8	75	9.4	16	2
F.Dixon		3	36	12.0	19	0
M.Johnson		2	16	8.0	13	0

Eagles	255	3054	12.0	75t	20	
Opponents	263	3316	12.6	74t	20	

Score By Periods		Q1	Q2	Q3	Q4	OT	Pts
Eagles		45	109	89	108	3	354
Opponents		47	87	30	81	0	245

Scoring		TD	Ru	Pa	Rt	PAT	FG	2Pt	Pts
Ruzek		0	0	0	0	40-44	16-25	0	88
Walker		10	8	2	0			0	60
C.Williams		7	0	7	0			0	42
Barnett		6	0	6	0			0	36
Sherman		6	5	1	0			0	36
Cunningham		5	5	0	0			0	30
Byars		3	1	2	0			0	18
Beach		2	0	2	0			0	12
Joyner		2	0	0	2			0	12
Rose		1	0	0	1			0	6
Sikahema		1	0	0	1			0	6
White		1	0	0	1			0	6
Team (safety)		0	0	0	0			0	2

Eagles	44	19	20	5	40-44	16-25	0	354	
Opponents	26	4	20	2	26-26	21-32	0	245	

Field Goals		1-19	20-29	30-39	40-49	50+
Ruzek		2/2	3/3	4/6	6/13	1/1
Eagles		2/2	3/3	4/6	6/13	1/1
Opponents		1/1	8/10	8/11	4/10	0/0

Ruzek: [18G] [33G] [50G,27G,35G] [40G] [49G,39N,43B] [39G] [46N,42N] [18G] [24G] [34G] [1] [1] [40N] [42G,34B,44G] [45N,47N,23G] [40B,45G,46G]
Opponents: [39G,31G,41N] [48N] [49N,33N] [48N] [20G] [32N,18G,21G,28G] [24N,34G] [42N,38N,35G,48G] [22G] [31G,41G] [35G,44G] [22G,28N,28G] [42N,32G] [39G]

Sacks: Simmons 19.0, White 14.0, Harmon 7.5, Joyner 7.0, Pitts 4.0, Golic 2.0, W.Thomas 1.5,
Eagles 55.0, Opponents 64.0

Leading Tacklers: Evans 175, Miano 125, Joyner 121, Hopkins 102, Booty 97, Simmons 96, W.Thomas 94, Golic 94, White 81, Allen 72.

Pro Bowl Selections: CB Eric Allen, WR Fred Barnett, DE Clyde Simmons, DE Reggie White

USUAL STARTERS

WR	Fred Barnett	LDE	Reggie White
LT	Ron Heller	LDT	Andy Harmon
LG	Mike Schad	RDT	Mike Golic
C	David Alexander	RDE	Clyde Simmons
RG	Eric Floyd	LLB	Seth Joyner
RT	Antone Davis	MLB	Byron Evans
TE	Keith Byars (8) Pat Beach (7)	RLB	William Thomas
		LCB	Izel Jenkins (6) John Booty (6)
WR	Calvin Williams	RCB	Eric Allen
QB	Randall Cunningham	SS	Rich Miano
RB	Herschel Walker	FS	Wes Hopkins (10) Andre Waters (6)
FB	Heath Sherman (7) Keith Byars (7)		

TEAM STATS

	EAGLES	OPP
Total First Downs	292	242
Rushing	138	73
Passing	138	146
Penalty	16	23
3rd Down: Made/Att	80/208	74/222
3rd Down Pct.	38.5	33.3
4th Down: Made/Att	7/14	13/20
4th Down Pct.	50.0	65.0
Possession Avg.	31:47	28:13
Total Net Yards	4980	4402
Avg. Per Game	311.3	275.1
Total Plays	1009	959
Avg. Per Play	4.9	4.6
Net Yards Rushing	2388	1481
Avg. Per Game	149.3	92.6
Total Rushes	516	386
Net Yards Passing	2592	2921
Avg. Per Game	162.0	182.6
Sacked/Yards Lost	64/462	55/395
Gross Yards	3054	3316
Att./Completions	429/255	517/263
Completion Pct.	59.4	50.9
Had Intercepted	13	24
Punts/Average	82/42.2	85/41.5
Net Punting Avg.	36.9	34.3
Penalties/Yards	101/807	86/683
Fumbles/Ball Lost	25/15	27/13
Touchdowns	44	26
Rushing	19	4
Passing	20	20
Returns	5	2

INTs		No.	Yds	Avg	Lg	TD
Joyner		4	88	22.0	43t	2
Evans		4	76	19.0	43	0
Allen		4	49	12.3	36	0
Booty		3	22	7.3	22	0
Hopkins		3	6	2.0	4	0
W.Thomas		2	4	2.0	4	0
Miano		1	39	39.0	39	0
Waters		1	23	23.0	23	0
McMillian		1	0	0.0	0	0
O.Smith		1	0	0.0	0	0

Eagles	24	307	12.8	49	2	
Opponents	13	77	5.9	30	0	

Punt Returns		Ret	FC	Yds	Avg	Lg	TD
Sikahema		40	10	503	12.6	87t	1
Sydner		7	5	52	7.4	17	0

Eagles	47	15	555	11.8	87t	1	
Opponents	36	20	295	8.2	47	0	

Punting		No	Yds	Avg	Net	TB	Lg	B
Feagles		82	3459	42.2	36.9	7	68	0

Eagles	82	3459	42.2	36.9	7	68	0	
Opponents	85	3531	41.5	34.3	3	66	1	

Kickoff Returns		No.	Yds	Avg	Lg	TD
Sikahema		26	528	20.3	41	0
Sydner		17	368	21.6	45	0
Walker		3	69	23.0	34	0
Booty		1	11	11.0	11	0
Brooks		1	11	11.0	11	0

Eagles	48	987	20.6	45	0	
Opponents	53	1027	19.4	92t	1	

Passing		Att	Cmp	Yds	Cmp%	Yds/Att	TD	TD%	Int	Int%	Lg	Sk/Lost	Rat
Cunningham		384	233	2775	60.7	7.23	19	4.9	11	2.9	75t	60/437	87.3
McMahon		43	22	279	51.2	6.49	1	2.3	2	4.7	42t	4/25	60.1
Byars		1	0	0	0.0	0.0	0	0.0	0	0.0	--	0/0	39.6
Walker		1	0	0	0.0	0.0	0	0.0	0	0.0	--	0/0	39.6

Eagles	429	255	3054	59.4	7.12	20	4.7	13	3.0	75t	64/462	84.2	
Opponents	517	263	3316	50.9	6.41	20	3.9	24	4.6	74t	56/395	64.8	

<u>Score By Periods</u>	<u>Q1</u>	<u>Q2</u>	<u>Q3</u>	<u>Q4</u>	<u>OT</u>	<u>Pts</u>
Eagles	36	101	56	97	3	293
Opponents	65	94	55	101	0	315

Sacks: Harmon 11.5, W.Thomas 6.5, Simmons 5.0, Millard 4.0, Flores 3.0, Allen 2.0, Joyner 2.0, Hager 1.0, Perry 1.0, **Eagles 36.0, Opponents 42.0**

Pro Bowl Selections: CB Eric Allen, LB Seth Joyner

<u>Punt Returns</u>	<u>Ret</u>	<u>FC</u>	<u>Yds</u>	<u>Avg</u>	<u>Lg</u>	<u>TD</u>
Sikahema	33	20	275	8.3	25	0
O.Smith	0	0	9	-	9	0
Eagles	33	20	284	8.6	25	0
Opponents	35	19	311	8.9	83t	1

USUAL STARTERS			
WR	Victor Bailey	LDE	Mike Flores
LT	Broderick Thompson	LDT	Andy Harmon
LG	Mike Schad	RDT	William Perry
C	David Alexander	RDE	Clyde Simmons
RG	Lester Holmes (6)	LLB	Seth Joyner
	Ron Hallstrom (6)	MLB	Byron Evans
RT	Antone Davis	RLB	William Thomas
TE	Mark Bavaro	LCB	Mark McMillian
WR	Calvin Williams	RCB	Eric Allen
QB	Bubby Brister (8)	SS	Andre Waters (8)
	Randall Cunningham (4)		Wes Hopkins (6)
	Ken O'Brien (4)	FS	Rich Miano
RB	Herschel Walker		
FB	Heath Sherman (6)		
	James Joseph (5)		

1994 EAGLES STATISTICS



Record: 7-9, 4th in NFC East Head Coach: Rich Kotite

S-04	L	23-28	at NY Giants	76,130
S-12	W	30-22	Chicago	64,890
S-18	W	13-7	Green Bay	63,922
O-02	W	40-8	at San Francisco	64,843
O-09	W	21-17	Washington	63,947
O-16	L	13-24	at Dallas	64,703
O-24	W	21-6	Houston	65,233
O-30	W	31-29	at Washington	53,530
N-06	W	17-7	Arizona	64,952
N-13	L	7-26	Cleveland	65,233
N-20	L	6-12	at Arizona	62,779
N-27	L	21-28	at Atlanta	60,008
D-04	L	19-31	Dallas	65,974
D-11	L	3-14	at Pittsburgh	55,474
D-18	L	13-16	NY Giants	64,540
D-24	L	30-33	at Cincinnati	39,923

TEAM STATS

	EAGLES	OPP
Total First Downs	293	275
Rushing	103	94
Passing	168	151
Penalty	22	30
3rd Down: Made/Att	101/243	78/214
3rd Down Pct.	41.6	36.4
4th Down: Made/Att	6/17	4/9
4th Down Pct.	35.3	44.4
Possession Avg.	30:47	29:13
Total Net Yards	5125	4710
Avg. Per Game	320.3	294.4
Total Plays	1046	981
Avg. Per Play	4.9	4.8
Net Yards Rushing	1761	1616
Avg. Per Game	110.1	101.0
Total Rushes	432	449
Net Yards Passing	3364	3094
Avg. Per Game	210.3	193.4
Sacked/Yards Lost	48/372	42/265
Gross Yards	3736	3359
Att./Completions	566/316	490/251
Completion Pct.	55.8	51.2
Had Intercepted	14	21
Punts/Average	92/40.5	90/39.7
Net Punting Avg.	92/35.4	90/32.8
Penalties/Yards	138/1107	98/844
Fumbles/Ball Lost	23/12	29/14
Touchdowns	35	33
Rushing	14	11
Passing	18	20
Returns	3	2

Leading Tacklers: Zordich 130, W.Thomas 126, G.Jackson 119, Harmon 100, Romanowski 96, Evans 82, Allen 68, Perry 66, Fuller 63, Hager 60.

Sacks: Fuller 9.5, Harmon 9.0, W.Thomas 6.0, Grossman 5.5, Flores 3.0, Romanowski 2.5, Townsend 2.0, Hager 1.0, Jeter 1.0, Smith 1.0, Zordich 1.0, Evans 0.5, **Eagles 42.0, Opponents 48.0**

Pro Bowl Selections: CB Eric Allen, DE William Fuller

Rushing	No.	Yds	Avg	Lg	TD
Walker	113	528	4.7	91t	5
Garner	109	399	3.7	28t	3
Hebron	82	325	4.0	19	2
Cunningham	65	288	4.4	22	3
Joseph	60	203	3.4	34t	1
C.Williams	2	11	5.5	6	0
Brister	1	7	7.0	7	0

Eagles	432	1761	4.1	91t	14
Opponents	449	1616	3.6	33	11

Receiving	No.	Yds	Avg	Lg	TD
Barnett	78	1127	14.4	54	5
C.Williams	58	813	14.0	53	3
Walker	50	500	10.0	93	2
Joseph	43	344	8.0	35t	2
M.Johnson	21	204	9.7	22	2
Bailey	20	311	15.6	61	1
Hebron	18	137	7.6	29	0
Bavaro	17	215	12.6	27t	3
Garner	8	74	9.3	28	0
Alexander	2	1	0.5	1	0
Sydney	1	10	10.0	10	0

Eagles	316	3736	11.8	93	18
Opponents	251	3359	13.4	85t	20

INTs	No.	Yds	Avg	Lg	TD
G.Jackson	6	86	14.3	55t	1
Zordich	4	39	9.8	18t	1
Allen	3	61	20.3	33	0
Romanowski	2	8	4.0	8	0
McMillian	2	2	1.0	5	0
W.Thomas	1	7	7.0	7	0
Evans	1	6	6.0	6	0
Hager	1	0	0.0	0	0
Harmon	1	0	0.0	0	0

Eagles	21	209	10.0	55t	2
Opponents	14	206	14.7	94t	1

Kickoff Returns	No.	Yds	Avg	Lg	TD
Walker	21	581	27.7	94t	1
Hebron	21	443	21.1	33	0
Sydney	20	392	19.6	34	0
O.Smith	1	14	14.0	14	0
Joseph	1	11	11.0	11	0
M.Johnson	1	0	0.0	0	0
O'Neal	1	0	0.0	0	0
Zordich	1	0	0.0	0	0

Eagles	67	1441	21.5	94t	1
Opponents	64	1425	22.3	68	0

Punt Returns	Ret	FC	Yds	Avg	Lg	TD
Sydney	40	17	381	9.5	49	0
O'Neal	1	0	0	0.0	0	0
Bailey	0	1	0	-	-	0

Eagles	41	18	381	9.3	49	0
Opponents	47	17	286	6.1	68t	1

Passing	Att	Cmp	Yds	Cmp%	Yds/Att	TD	TD%	Int	Int%	Lg	Sk/Lost	Rat
Cunningham	490	265	3229	54.1	6.59	16	3.3	13	2.7	93	43/333	74.4
Brister	76	51	507	67.1	6.67	2	2.6	1	1.3	53	5/39	89.1
Eagles	566	316	3736	55.8	6.60	18	3.2	14	2.5	93	48/372	76.4
Opponents	490	251	3359	51.2	6.86	20	4.1	21	4.3	85t	42/265	69.1

Score By Periods	Q1	Q2	Q3	Q4	OT	Pts
Eagles	48	106	81	73	0	308
Opponents	65	73	65	105	0	308

Scoring	TD	Ru	Pa	Rt	PAT	FG	2Pt	Pts
Murray	0	0	0	0	33-33	21-25	0	96
Walker	8	5	2	1			0	48
Barnett	5	0	5	0			0	30
Bavaro	3	0	3	0			0	18
Cunningham	3	3	0	0			0	18
Garner	3	3	0	0			0	18
Joseph	3	1	2	0			0	18
C.Williams	3	0	3	0			0	18
Hebron	2	2	0	0			0	12
M.Johnson	2	0	2	0			0	12
Bailey	1	0	1	0			0	6
G.Jackson	1	0	0	1			0	6
Zordich	1	0	0	1			0	6
Fuller (safety)	0	0	0	0			0	2
Eagles	35	14	18	3	33-33	21-25	0	308
Opponents	35	11	20	2	27-28	25-26	4	308

2-Pt. Conversions: Eagles 0-2, Opp. 4-5

Field Goals	1-19	20-29	30-39	40-49	50+
Murray	1/1	8/8	10/10	2/6	0/0
Eagles	1/1	8/8	10/10	2/6	0/0
Opponents	3/3	9/9	5/5	5/5	3/4

Murray: [21G,39G,36G] [41G,29G,33G] [26G,26G] [36G] [1] [1] [49N,42N,30G] [42N,36G] [1] [26G,30G] [1] [22G,19G] [21G] [32G,42G,44N] [36G,23G,35G]
Opponents: [1] [1] [1] [47G] [37G] [21G,24G] [54G,23G,40G] [52N] [35G,41G,22G,36G] [24G,24G,24G,39G] [50G,40G] [19G] [1] [47G,19G,18G] [28G,36G,22G,54G]

Punting	No	Yds	Avg	Net	TB	Lg	B
Barker	66	2696	40.8	36.3	7	67	0
Berger	25	951	38.0	31.3	2	57	0
Cunningham	1	80	80.0	80.0	0	80	0
Eagles	92	3727	40.5	35.4	9	80	0
Opponents	90	3570	39.7	32.8	12	60	0

USUAL STARTERS

WR	Fred Barnett	LDE	William Fuller
LT	Bernard Williams	LDT	Andy Harmon
LG	Antone Davis	RDT	William Perry
C	David Alexander	RDE	Greg Townsend
RG	Lester Holmes	LLB	Bill Romanowski
RT	Broderick Thompson	MLB	Byron Evans
TE	Mark Bavaro (11)	RLB	William Thomas
	Maurice Johnson (10)	LCB	Mark McMillian
WR	Calvin Williams	RCB	Eric Allen
QB	Randall Cunningham	SS	Michael Zordich
RB	Hershel Walker	FS	Greg Jackson
RB	Charlie Garner (8)		
	James Joseph (4)		

1995 EAGLES STATISTICS



Record: 10-6, 2nd in NFC East Head Coach: Ray Rhodes

S-03	L	6-21	Tampa Bay	66,266
S-10	W	31-19	at Arizona	45,004
S-17	L	21-27	San Diego	63,081
S-24	L	17-48	at Oakland	48,875
O-01	W	15-10	at New Orleans	43,938
O-08	W	37-34	Washington (OT)	65,498
O-15	W	17-14	at NY Giants	74,252
O-29	W	20-9	St. Louis	62,172
N-06	L	12-34	at Dallas	64,876
N-12	W	31-13	Denver	60,842
N-19	W	28-19	NY Giants	63,562
N-26	W	14-7	at Washington	50,539
D-03	L	14-26	at Seattle	39,893
D-10	W	20-17	Dallas	66,198
D-17	W	21-20	Arizona	62,076
D-24	L	14-20	at Chicago	52,391
NFC WILD CARD				
D-30	W	58-37	Detroit	66,492
NFC DIVISIONAL PLAYOFF				
J-07	L	11-30	at Dallas	64,371

TEAM STATS

	EAGLES	OPP
Total First Downs	290	281
Rushing	126	102
Passing	145	154
Penalty	19	25
3rd Down: Made/Att	89/233	84/220
3rd Down Pct.	38.2	38.2
4th Down: Made/Att	10/17	12/17
4th Down Pct.	58.8	70.6
Possession Avg.	30:26	29:34
Total Net Yards	4807	4638
Avg. Per Game	300.4	289.9
Total Plays	1050	1013
Avg. Per Play	4.6	4.6
Net Yards Rushing	2121	1822
Avg. Per Game	132.6	113.9
Total Rushes	508	466
Net Yards Passing	2686	2816
Avg. Per Game	167.9	176.0
Sacked/Yards Lost	46/245	48/305
Gross Yards	2931	3121
Att./Completions	496/284	499/268
Completion Pct.	57.3	53.7
Had Intercepted	19	19
Punts/Average	86/42.8	74/41.3
Net Punting Avg.	86/33.7	74/35.2
Penalties/Yards	112/838	87/727
Fumbles/Ball Lost	31/17	30/19
Touchdowns	36	39
Rushing	19	14
Passing	11	14
Returns	6	8

Pro Bowl Selections: DE William Fuller, LB William Thomas, RB Ricky Watters

Score By Periods

	Q1	Q2	Q3	Q4	OT	Pts
Eagles	83	99	55	78	3	318
Opponents	71	101	59	107	3	338

Rushing	No.	Yds	Avg	Lg	TD
Watters	337	1273	3.8	57	11
Garner	108	588	5.4	55t	6
Peete	32	147	4.6	18	1
Cunningham	21	98	4.7	20	0
Turner	2	9	4.5	12	0
Witherspoon	2	7	3.5	5	0
McCrary	3	1	0.3	1t	1
Hutton	1	0	0.0	0	0
Saxon	1	0	0.0	0	0
C.Williams	1	-2	-2.0	-2	0
Eagles	508	2121	4.2	57	19
Opponents	466	1822	3.9	44t	14

Receiving	No.	Yds	Avg	Lg	TD
C. Williams	63	768	12.2	37t	2
Watters	62	434	7.0	24	1
Barnett	48	585	12.2	33	5
Carpenter	29	318	11.0	29	0
West	20	190	9.5	26	1
Martin	17	206	12.1	22	0
Garner	10	61	6.1	29	0
McCrary	9	60	6.7	11	0
Monk	6	114	19.0	36	0
J. Johnson	6	37	6.2	9	0
R. Johnson	5	68	13.6	33	2
Jones	5	61	12.2	17	0
Turner	4	29	7.3	11	0
Eagles	284	2931	10.3	37t	11
Opponents	268	3121	11.6	64t	14

INTs	No.	Yds	Avg	Lg	TD
Thomas	7	104	14.9	37t	1
McMillian	3	27	9.0	19	0
Taylor	2	52	26.0	35	0
Romanowski	2	5	2.5	7	0
Gouveia	1	20	20.0	20	0
Jackson	1	18	18.0	18	0
Zordich	1	10	10.0	10	0
Frazier	1	3	3.0	3	0
Wilburn	1	0	0.0	0	0
Eagles	19	239	12.6	37t	1
Opponents	19	240	12.6	65t	2

Kickoff Returns	No.	Yds	Avg	Lg	TD
Garner	29	590	20.3	41	0
Martin	20	388	19.4	38	0
Witherspoon	18	459	25.5	86t	1
Jones	2	46	23.0	26	0
Saxon	1	3	3.0	3	0
McCrary	1	1	1.0	1	0
Eagles	71	1487	20.9	86t	1
Opponents	61	1576	25.8	70	0

Leading Tacklers: Gouveia 144, Romanowski 127, Harmon 85, Thomas 83, Zordich 74, Jackson 70, McMillian 63, Mamula 55, Fuller 53, Taylor 52

Sacks: Fuller 13.0, Harmon 11.0, K. Johnson 6.0, Mamula 5.5, Stubbs 5.5, Thomas 2.0, Woodard 1.5, Hall 1.0, Romanowski 1.0, Zordich 1.0, Gunn 0.5,

Eagles 48.0, Opp. 46.0

Passing	Att	Cmp	Yds	Cmp%	Yds/Att	TD	TD%	Int	Int%	Lg	Sk/Lost	Rat
Peete	375	215	2326	57.3	6.20	8	2.1	14	3.7	37t	33/166	67.3
Cunningham	121	69	605	57.0	5.00	3	2.5	5	4.1	33	13/79	61.5
Eagles	496	284	2931	57.3	5.91	11	2.2	19	3.8	37t	46/245	65.9
Opponents	499	268	3121	53.7	6.25	14	2.8	19	3.8	64t	48/305	66.4

Scoring	TD	Ru	Pa	Rt	PAT	FG	2Pt	Pts
Anderson	0	0	0	0	32-33	22-30	0	98
Watters	12	11	1	0			0	72
Garner	6	6	0	0			0	36
Barnett	5	0	5	0			1	32
C.Williams	2	0	2	0			1	14
R. Johnson	2	0	2	0			0	14
Henderson	1	0	0	1			0	6
Jackson	1	0	0	1			0	6
K.Johnson	1	0	0	1			0	6
McCrary	1	1	0	0			0	6
Peete	1	1	0	0			0	6
Thomas	1	0	0	1			0	6
West	1	0	1	0			0	6
Witherspoon	1	0	0	1			0	6
Zordich	1	0	0	1			0	6
Eagles	36	19	11	6	32-33	22-30	2	318
Opponents	36	14	14	8	32-32	28-37	2	338

* Opponents registered one safety

2-Pt. Conversions: Eagles 2-3, Opponents 2-4

Field Goals	1-19	20-29	30-39	40-49	50+
Anderson	0/0	5/5	9/10	8/12	0/3
Eagles	0/0	5/5	9/10	8/12	0/3
Opponents	0/0	10/10	11/14	7/11	0/2

Anderson: [21G,28G] [51N,43G] [43N] [30G, 56N] [20G,43G,36G,37G,42G] [40G,43G,35G] [45N,40G] [20G,36G] [36G,37G] [52N,39G] [] [41N] [32N] [42G,27G,38G,42G] [48B] []

Opponents: [] [21G,29G] [35G,21G] [35G,28G] [34G] [36G,47N,44G] [20G,21G] [62N,32N,29G] [42G,37G] [44G,48G] [37N,44G] [42N,50N] [47G,35G,37G,45G] [21G] [37G,35G,37G,35G, 47N] [40N,27G,28G,37N]

Punting	No	Yds	Avg	Net	TB	Lg	B
Hutton	85	3682	43.3	33.7	13	63	1
Eagles	86	3682	42.8	33.7	13	63	1
Opponents	74	3055	41.3	35.2	8	63	0

Punt Returns	Ret	FC	Yds	Avg	Lg	TD
Martin	17	10	214	12.6	38	0
Carpenter	12	6	79	6.6	22	0
Eagles	29	16	293	10.1	38	0
Opponents	38	17	527	13.9	88t	2

USUAL STARTERS

WR	Fred Barnett	LDE	William Fuller
LT	Barrett Brooks	LDT	Andy Harmon
LG	Guy McIntyre	RDT	Ronnie Dixon (9)
C	Raleigh McKenzie		Mark Gunn (5)
RG	Joe Panos (9)	RDE	Mike Mamula
	Harry Boatswain (7)	LLB	Bill Romanowski
RT	Antone Davis	MLB	Kurt Gouveia
TE	Ed West	RLB	William Thomas
WR	Calvin Williams	LCB	Mark McMillian
QB	Rodney Peete	RCB	Bobby Taylor
RB	Ricky Watters	SS	Michael Zordich
FB	James Saxon (4)	FS	Greg Jackson
	Fred McCrary (3)		

1996 EAGLES STATISTICS



Record: 10-6, 2nd in NFC East						
Head Coach: Ray Rhodes						
S-01	W	17-14	at Washington	53,415		
S-09	L	13-39	at Green Bay	60,666		
S-15	W	24-17	Detroit	66,007		
S-22	W	33-18	at Atlanta	40,107		
S-30	L	19-23	Dallas	67,201		
O-13	W	19-10	at NY Giants	72,729		
O-20	W	35-28	Miami	66,240		
O-27	W	20- 9	Carolina	65,982		
N-03	W	31-21	at Dallas	64,952		
N-10	L	17-24	Buffalo	66,613		
N-17	L	21-26	Washington	66,834		
N-24	L	30-36	at Arizona	36,175		
D-01	W	24- 0	NY Giants	51,468		
D-05	L	10-37	at Indianapolis	52,689		
D-14	W	21-20	at NY Jets	29,178		
D-22	W	29-19	Arizona	63,658		
NFC WILD CARD						
D-29	L	0-14	at San Francisco	56,460		

TEAM STATS	EAGLES	OPP
Total First Downs	319	264
Rushing	107	87
Passing	196	150
Penalty	16	27
3rd Down: Made/Att	83/219	84/215
3rd Down Pct.	37.9	39.1
4th Down: Made/Att	6/15	5/14
4th Down Pct.	40.0	35.7
Possession Avg.	32:12	27:48
Total Net Yards	5627	4562
Avg. Per Game	351.7	285.1
Total Plays	1076	961
Avg. Per Play	5.2	4.7
Net Yards Rushing	1882	1583
Avg. Per Game	117.6	98.9
Total Rushes	489	421
Net Yards Passing	3745	2979
Avg. Per Game	234.1	186.2
Sacked/Yards Lost	39/234	40/264
Gross Yards	3979	3243
Att./Completions	548/328	500/271
Completion Pct.	59.9	54.2
Had Intercepted	18	19
Punts/Average	74/42.0	74/44.4
Net Punting Avg.	74/35.1	74/37.5
Penalties/Yards	117/963	99/710
Fumbles/Ball Lost	24/14	26/12
Touchdowns	41	35
Rushing	16	12
Passing	19	18
Returns	6	5

Score By Periods	Q1	Q2	Q3	Q4	OT	Pts
Eagles	98	88	64	113	0	363
Opponents	64	119	73	85	0	341

Pro Bowl Selections: WR Irving Fryar, DE William Fuller, LB William Thomas, RB Ricky Watters

Rushing	No.	Yds	Avg	Lg	TD
Watters	353	1411	4.0	56t	13
Garner	66	346	5.2	46	1
Detmer	31	59	1.9	9	1
Turner	18	39	2.2	7	0
Peete	20	31	1.6	11	1
Fryar	1	-4	-4.0	-4	0
Eagles	489	1882	3.8	56t	16
Opponents	421	1583	3.8	49t	12

Receiving	No.	Yds	Avg	Lg	TD
Fryar	88	1195	13.6	42	11
Jones	70	859	12.3	38	5
Watters	51	444	8.7	36	0
Turner	43	409	9.5	41	1
Seay	19	260	13.7	35	0
Dunn	15	332	22.1	58	2
Williams LG	15	93	6.2	19	1
Williams TM	2	8	4.0	4	0
Garner	14	92	6.6	13	0
Solomon	8	125	15.6	23	0
West	8	91	11.4	29	0
J. Johnson	7	127	18.1	31	0
Ingram	2	33	16.5	20	0
McIntyre	1	4	4.0	4	0
Eagles	328	3979	12.1	62	19
Opponents	271	3243	12.0	67	18

INTs	No.	Yds	Avg	Lg	TD
Zordich	4	54	13.5	28	0
Vincent	3	144	48.0	90t	1
W. Thomas	3	47	15.7	37	0
Dawkins	3	41	13.7	30	0
Taylor	3	-1	-0.3	0	0
Willis	1	14	14.0	14	0
J. Fuller	1	4	4.0	4	0
Farmer	1	0	0.0	0	0
Eagles	19	303	15.9	104t	1
Opponents	18	265	14.7	65t	3

Kickoff Returns	No.	Yds	Avg	Lg	TD
Witherspoon	53	1271	24.0	97t	2
Garner	6	117	19.5	28	0
Seay	4	51	12.8	22	0
Brooks	1	0	0.0	0	0
Eagles	64	1439	22.5	97t	2
Opponents	73	1715	23.5	86	0

Leading Tacklers: Zordich 96, Willis 77, Mamula 75, Dawkins 74, W. Thomas 71, Hall 67, H. Thomas 64, Taylor 62, W. Fuller 54, Vincent 52

Sacks: Fuller 13.0, Mamula 8.0, W. Thomas 5.5, Hall 4.5, Jefferson 2.5, Dawkins 1.0, Farmer 1.0, Harmon 1.0, K. Johnson 1.0, Taylor 1.0, H. Thomas 1.0, Griffin 0.5, **Eagles 40.0, Opp. 39.0**

Passing	Att	Cmp	Yds	Cmp%	Yds/Att	TD	TD%	Int	Int%	Lg	Sk/Lost	Rat
Detmer	401	238	2911	59.4	7.26	15	3.7	13	3.2	42	27/171	80.8
Peete	134	80	992	59.7	7.40	3	2.2	5	3.7	62	11/53	74.6
Rypien	13	10	76	76.9	5.85	1	7.7	0	0.0	16	0/0	116.2
Hoying	0	0	0	---	---	0	---	0	---	---	1/10	---
Eagles	548	328	3979	59.9	7.26	19	3.5	18	3.3	62	39/234	80.1
Opponents	500	271	3243	54.2	6.49	18	3.6	19	3.8	67	40/264	70.4

Scoring	TD	Ru	Pa	Rt	PAT	FG	2Pt	Pts
Anderson	0	0	0	0	40/40	25/29	0	115
Watters	13	13	0	0			0	78
Fryar	11	0	11	0			0	66
Jones	5	0	5	0			0	30
Dunn	2	0	2	0			0	12
Witherspoon	2	0	0	2			0	12
Detmer	1	1	0	0			0	6
Garner	1	1	0	0			0	6
Hall	1	0	0	1			0	6
Mamula	1	0	0	1			0	6
Peete	1	1	0	0			0	6
W. Thomas	1	0	0	1			0	6
Turner	1	0	1	0			0	6
Vincent	1	0	0	1			0	6
Team [safety]	0	0	0	0			0	2
Eagles	41	16	19	6	40/40	25/29	0	363
Opponents	35	12	18	5	30/32	31/36	3	341

* Opponents registered one safety

2-Pt. Conversions: Eagles 0-1, Opponents 3-3

Field Goals	1-19	20-29	30-39	40-49	50+
Anderson	0/0	10/11	8/9	7/9	0/0
Eagles	0/0	10/11	8/9	7/9	0/0
Opponents	1/1	8/8	13/15	7/8	2/4

Anderson: [26G] () [38N,39G] [28G,33G,39G, 25G] [46G,29B] [39G,46G,45G,29G] () [46G, 21G] [30G] [23G] () [44G,25G,32G] [44G,44N] [31G] [48N] [23G,22G,43G,26G,39G]

Opponents: [53N] [29G,44G,38G] [51G] [43G] [46G,30G,21G] [39G] [37G,39G] [51N,47G,39G, 29G] [19G,37G] [38G] [37G,22G,30G,33G] [21G, 31B,36G,27G] () [30G,42G,51G] [27G,48N,29G] [41G,41G,38N]

Punting	No	Yds	Avg	Net	TB	Lg	B
Hutton	73	3107	42.6	35.1	9	60	1
Eagles	74	3107	42.0	35.1	9	60	1
Opponents	74	3287	44.4	37.5	9	61	0

Punt Returns	Ret	FC	Yds	Avg	Lg	TD
Seay	35	14	305	8.7	56	0
Solomon	5	3	27	5.4	9	0
Vincent	0	0	-2	--	-2	0
Eagles	40	17	330	8.3	56	0
Opponents	36	12	330	9.2	65t	1

USUAL STARTERS

WR	Irving Fryar	LDE	William Fuller
LT	Barrett Brooks	LDT	Kevin Johnson (5), Hollis Thomas (5)
LG	Joe Panos		
C	Raleigh McKenzie	RDT	Rhett Hall
RG	Lester Holmes	RDE	Mike Mamula
RT	Richard Cooper	LLB	Ray Farmer
TE	Jason Dunn	MLB	James Willis
WR	Chris T. Jones	RLB	William Thomas
QB	Ty Detmer	LCB	Troy Vincent
RB	Ricky Watters	RCB	Bobby Taylor
FB	Kevin Turner	SS	Michael Zordich

1997 EAGLES STATISTICS



Record: 6-9-1, 3rd in NFC East
Head Coach: Ray Rhodes

A-31	L	17-31	at NY Giants	70,296
S-07	W	10-9	Green Bay	66,803
S-15	L	20-21	at Dallas	63,942
S-28	L	19-28	at Minnesota	55,149
O-05	W	24-10	Washington	67,008
O-12	L	21-38	at Jacksonville	69,150
O-19	W	13-10	Arizona (OT)	66,860
O-26	W	13-12	Dallas	67,106
N-02	L	21-31	at Arizona	39,549
N-10	L	12-24	San Francisco	67,133
N-16	T	10-10	at Baltimore (OT)	63,546
N-23	W	23-20	Pittsburgh	67,166
N-30	W	44-42	Cincinnati	66,623
D-07	L	21-31	NY Giants	67,084
D-14	L	17-20	at Atlanta	42,866
D-21	L	32-35	at Washington	75,939

TEAM STATS	EAGLES	OPP
Total First Downs	326	286
Rushing	105	115
Passing	203	150
Penalty	18	21
3rd Down: Made/Att	90/242	80/217
3rd Down Pct.	37.2	36.9
4th Down: Made/Att	14/22	8/14
4th Down Pct.	63.6	57.1
Possession Avg.	31:09	28:51
Total Net Yards	5590	4932
Avg. Per Game	349.4	308.3
Total Plays	1116	1009
Avg. Per Play	5.0	4.9
Net Yards Rushing	1943	2009
Avg. Per Game	121.4	125.6
Total Rushes	465	476
Net Yards Passing	3647	2923
Avg. Per Game	227.9	182.7
Sacked/Yards Lost	64/362	43/278
Gross Yards	4009	3201
Att./Completions	587/330	490/259
Completion Pct.	56.2	52.9
Had Intercepted	16	14
Punts/Average	88/41.6	87/41.4
Net Punting Avg.	88/34.6	87/36.0
Penalties/Yards	104/866	86/708
Fumbles/Ball Lost	35/16	25/12
Touchdowns	36	43
Rushing	11	16
Passing	22	20
Returns	3	7

Score By Periods	Q1	Q2	Q3	Q4	OT	Pts
Eagles	75	71	59	109	3	317
Opponents	100	90	68	114	0	372

Sacks: Hall 8.0, W. Thomas 5.0, Dent 4.5, Mamula 4.0, Jefferson 3.0, J. Jones 2.5, H. Thomas 2.5, Taylor 2.0, Willis 2.0, Zordich 2.0, Conner 1.5, Farmer 1.0, Harris 1.0, Jasper 1.0, Smith 1.0, **Eagles 43.0, Opponents 64.0**

Rushing	No.	Yds	Avg	Lg	TD
Watters	285	1110	3.9	28	7
Garner	116	547	4.7	26	3
Turner	18	96	5.3	29	0
Hoying	16	78	4.9	30	0
T. Detmer	14	46	3.3	14	1
Peete	8	37	4.6	16	0
Staley	7	29	4.1	12	0
Hutton	1	0	0.0	0	0
Eagles	465	1943	4.2	30	11
Opponents	476	2009	4.2	53	16

Receiving	No.	Yds	Avg	Lg	TD
Fryar	86	1316	15.3	72t	6
Turner	48	443	9.2	36	3
Watters	48	440	9.2	37	0
Timpson	42	484	11.5	26	2
Solomon	29	455	15.7	56	3
Garner	24	225	9.4	27	0
Johnson	14	177	12.6	28	1
Seay	13	187	14.4	38	1
Lewis	12	94	7.8	17	4
Dunn	7	93	13.3	31t	2
C. Jones	5	73	14.6	32	0
Staley	2	22	11.0	22	0
Eagles	330	4009	12.1	72t	22
Opponents	259	3201	12.4	62	20

INTs	No.	Yds	Avg	Lg	TD
Dawkins	3	76	25.3	64t	1
Vincent	3	14	4.7	14	0
Dimry	2	25	12.5	25	0
W. Thomas	2	11	5.5	11	0
Hall	1	39	39.0	39	0
Zordich	1	21	21.0	21	0
Stevens	1	0	0.0	0	0
Willis	1	0	0.0	0	0
Eagles	14	186	13.3	64t	1
Opponents	16	425	26.6	95t	4

Kickoff Returns	No.	Yds	Avg	Lg	TD
Staley	47	1139	24.2	57	0
Gray LG	9	193	21.4	33	0
Gray TM	1	8	8.0	8	0
Witherspoon	9	171	19.0	28	0
Johnson	3	22	7.3	15	0
Turner	3	48	16.0	22	0
Dunn	2	32	16.0	16	0
Wyatt	2	50	25.0	30	0
Clark	1	39	39.0	39t	1
Lewis	1	11	11.0	11	0
Eagles	69	1520	22.0	57	1
Opponents	66	1548	23.5	84	0

Leading Tacklers: H.Thomas 82, Willis 82, W.Thomas 81, Zordich 80, Hall 78, Dawkins 75, Mamula 71, Vincent 65, Dimry 57, Jefferson 55

Pro Bowl Selections: WR Irving Fryar

Passing	Att	Cmp	Yds	Cmp%	Yds/Att	TD	TD%	Int	Int%	Lg	Sk/Lost	Rat
T. Detmer	244	134	1567	54.9	6.42	7	2.9	6	2.5	57	19/94	73.9
Hoying	225	128	1573	56.9	6.99	11	4.9	6	2.7	72t	28/183	83.8
Peete	118	68	869	57.6	7.36	4	3.4	4	3.4	38	17/85	78.0
Eagles	587	330	4009	56.2	6.83	22	3.7	16	2.7	72t	64/362	78.5
Opponents	490	259	3201	52.9	6.53	20	4.1	14	2.9	62	43/278	75.1

Scoring	TD	Ru	Pa	Rt	PAT	FG	2Pt	Pts
Boniol	0	0	0	0	33/33	22/31	0	99
Watters	7	7	0	0			0	42
Fryar	6	0	6	0			0	36
Lewis	4	0	4	0			0	24
Solomon	3	0	3	0			1	20
Garner	3	3	0	0			0	18
Turner	3	0	3	0			0	18
Dunn	2	0	2	0			0	12
Timpson	2	0	2	0			0	12
Clark	1	0	0	1			0	6
Dawkins	1	0	0	1			0	6
T.Detmer	1	1	0	0			0	6
Johnson	1	0	1	0			0	6
Seay	1	0	1	0			0	6
W.Thomas	1	0	0	1			0	6
Eagles	36	11	22	3	33/33	22/31	1	317
Opponents	43	16	20	7	42/42	24/33	0	372

2-Pt. Conv: Eagles 1-3 (Solomon), Opponents 0-1

Field Goals	1-19	20-29	30-39	40-49	50+
Boniol	0/0	7/7	11/12	4/11	0/1
Eagles	0/0	7/7	11/12	4/11	0/1
Opponents	2/2	10/11	6/6	6/11	0/3

Boniol: [48G] [48N,32G] [49G,45N,44G] [47G, 26G] [34G] [43N] [40N,38G,24G] [52N,47N,29G, 37G] [37N] [28G,34G] [33G,40N] [23G,35G,25G] [33G,25G,31G] [48N] [39G] [33G] **Opponents:** [44N,39G] [22G,18G,27G,28N] [46G,48G,25G,23G,22G] [] [37G] [38G] [40N, 23G] [26G,24G,35G,43G] [51N,45G,48N] [31G, 43N] [23G,53N] [46G,40G] [] [50N,19G] [42N, 21G,33G] []

Punting	No	Yds	Avg	Net	TB	Lg	B
Hutton	87	3660	42.1	34.6	5	61	1
Eagles	88	3660	41.6	34.6	5	61	1
Opponents	87	3603	41.4	36.0	12	62	0

Punt Returns	Ret	FC	Yds	Avg	Lg	TD
Gray LG	19	15	161	8.5	30	0
Gray TM	2	5	17	8.5	11	0
Seay	16	8	172	10.8	42	0
Solomon	10	7	55	5.5	14	0
Wyatt	2	1	-2	-1.0	0	0
Vincent	1	0	-8	-8.0	-8	0
Eagles	31	21	234	7.5	42	0
Opponents	48	9	515	10.7	73t	1

USUAL STARTERS

WR	Irving Fryar	LDE	Greg Jefferson
LT	Jermame Mayberry	LDT	Hollis Thomas
LG	Joe Panos	RDT	Rhett Hall
C	Steve Everitt	RDE	Mike Mamula
RG	Ian Beckles (8)	LLB	Darrin Smith (7)
	Jerry Crafts (6)		James Darling (6)
RT	Barrett Brooks	MLB	James Willis
TE	Jimmie Johnson	RLB	William Thomas
WR	Michael Timpson	LCB	Troy Vincent
QB	Ty Detmer (7)	RCB	Charles Dimry (9)
	Bobby Hoying (6)		Bobby Taylor (5)
RB	Ricky Watters	SS	Michael Zordich
FB	Kevin Turner	FS	Brian Dawkins

1998 EAGLES STATISTICS



Record: 3-13, 5th in NFC East
Head Coach: Ray Rhodes

S-06	L	0-38	Seattle	66,418
S-13	L	12-17	at Atlanta	46,456
S-20	L	3-17	at Arizona	36,717
S-27	L	21-24	Kansas City	66,675
O-04	L	16-41	at Denver	73,218
O-11	W	17-12	Washington	66,183
O-18	L	10-13	at San Diego	56,967
N-02	L	0-34	Dallas	67,002
N-08	W	10-9	Detroit	66,785
N-15	L	3-28	at Washington	67,704
N-22	L	0-20	at NY Giants	65,763
N-29	L	16-24	at Green Bay	59,862
D-03	W	17-14	St. Louis	66,155
D-13	L	17-20	Arizona (OT)	62,176
D-20	L	9-13	at Dallas	62,722
D-27	L	10-20	NY Giants	66,596

TEAM STATS

	EAGLES	OPP
Total First Downs	259	286
Rushing	86	125
Passing	141	133
Penalty	32	28
3rd Down: Made/Att	80/240	85/230
3rd Down Pct.	33.3	37.0
4th Down: Made/Att	7/23	7/12
4th Down Pct.	30.4	58.3
Possession Avg.	29:24	30:36
Total Net Yards	4188	5136
Avg. Per Game	261.8	321.0
Total Plays	1017	1019
Avg. Per Play	4.1	5.0
Net Yards Rushing	1775	2416
Avg. Per Game	110.9	151.0
Total Rushes	427	528
Net Yards Passing	2413	2720
Avg. Per Game	150.8	170.0
Sacked/Yards Lost	56/317	42/281
Gross Yards	2730	3001
Att./Completions	534/282	449/249
Completion Pct.	52.8	55.5
Had Intercepted	18	9
Punts/Average	104/41.7	85/42.5
Net Punting Avg.	104/34.9	85/37.3
Penalties/Yards	102/852	113/904
Fumbles/Ball Lost	20/8	20/8
Touchdowns	17	39
Rushing	10	18
Passing	7	18
Returns	0	3

Rushing	No.	Yds	Avg	Lg	TD
Staley	258	1065	4.1	64t	5
Garner	96	381	4.0	40	4
Turner	20	94	4.7	19	0
Hoying	22	84	3.8	11	0
Walker	12	55	4.6	20	0
Fryar	3	46	15.3	32	0
Peete	5	30	6.0	19t	1
Detmer	7	20	2.9	8	0
Jells	2	9	4.5	13	0
Hankton	1	-4	-4.0	-4	0
Dunn	1	-5	-5.0	-5	0
Eagles	427	1775	4.2	64t	10
Opponents	528	2416	4.6	64	18

Receiving	No.	Yds	Avg	Lg	TD
Staley	57	432	7.6	33	1
Fryar	48	556	11.6	61t	2
Graham	47	600	12.8	45	2
Turner	34	232	6.8	18	0
Solomon	21	193	9.2	20	1
Garner	19	110	5.8	21	0
Copeland TM	18	221	12.3	20	0
Dunn	18	132	7.3	21	0
Fontenot	8	90	11.3	19	0
Sinceno	3	42	14.0	22	1
Jells	2	53	26.5	37	0
Walker	2	35	17.5	33	0
J. Johnson	2	14	7.0	9	0
Jordan	2	9	4.5	8	0
Miller	1	11	11.0	11	0
Eagles	282	2730	9.7	61t	7
Opponents	249	3001	12.1	59	18

INTs	No.	Yds	Avg	Lg	TD
Dawkins	2	39	19.5	30	0
Vincent	2	29	14.5	29	0
Zordich	2	18	9.0	14	0
Caldwell	1	33	33.0	33	0
W. Thomas	1	21	21.0	21	0
McTyer	1	18	18.0	18	0
Eagles	9	158	17.6	33	0
Opponents	18	319	17.7	70t	2

Kickoff Returns	No.	Yds	Avg	Lg	TD
Staley	258	1065	4.1	64t	5
Garner	96	381	4.0	40	4
Turner	20	94	4.7	19	0
Hoying	22	84	3.8	11	0
Walker	12	55	4.6	20	0
Fryar	3	46	15.3	32	0
Peete	5	30	6.0	19t	1
Detmer	7	20	2.9	8	0
Jells	2	9	4.5	13	0
Hankton	1	-4	-4.0	-4	0
Dunn	1	-5	-5.0	-5	0
Eagles	427	1775	4.2	64t	10
Opponents	528	2416	4.6	64	18

Score By Periods	Q1	Q2	Q3	Q4	OT	Pts
Eagles	33	47	24	57	0	161
Opponents	85	53	94	109	3	344

Scoring	TD	Ru	Pa	Rt	PAT	FG	2Pt	Pts
Boniol	0	0	0	0	15-17	14-21	0	57
Staley	6	5	1	0			0	36
Garner	4	4	0	0			0	24
Fryar	2	0	2	0			0	12
Graham	2	0	2	0			0	12
Peete	1	1	0	0			0	6
Sinceno	1	0	1	0			0	6
Solomon	1	0	1	0			0	6
Thomas (safety)	0	0	0	0			0	2
Eagles	17	10	7	0	15-17	14-21	0	161
Opponents	39	18	18	3	36-37	24-32	1	344

2-Pt. Conversions:	Eagles	Opponents
	0-0	1-2

Field Goals	1-19	20-29	30-39	40-49	50+
Boniol	3/3	3/3	4/5	3/9	1/1
Eagles	3/3	3/3	4/5	3/9	1/1
Opponents	0/0	7/7	6/8	11/13	0/4

Boniol: (I) (45N,24G,42G) (29G) (I) (I) (44G,48N) (42N,35G) (I) (39G) (19G) (44N) (34G) (50G,46B) (19G,33N) (21G,48N,41G,39G) (19G)

Opponents: (42G) (23G) (52N,47G) (40N,21G) (I) (47N,46G,34G) (23G,26G) (33G,25G) (41G,48G, 35G,58N) (32N) (40G,49G) (33G) (46G,20G,52N) (28G,34N,32G) (51N,42G,41G) (43G,33G)

Punting	No	Yds	Avg	Net	TB	Lg	B
Hutton	104	4339	41.7	34.9	10	61	0
Eagles	104	4339	41.7	34.9	10	61	0
Opponents	85	3616	42.5	37.3	8	71	1

Punt Returns	Ret	FC	Yds	Avg	Lg	TD
Rossum	22	7	187	8.5	25	0
Solomon	11	12	100	9.1	40	0
A.Harris	1	0	-2	-2.0	-2	0
Eagles	34	19	285	8.4	40	0
Opponents	61	9	511	8.4	69t	1

Sacks: Douglas 12.5, Wallace 6.0, H. Thomas 5.0, Jefferson 4.0, B. Johnson 2.5, Darling 2.0, W. Thomas 2.0, Whiting 1.5, Caldwell 1.0, Dawkins 1.0, J. Harris 1.0, Martin LG 1.0, Martin TM 1.0, Rossum 1.0, Vincent 1.0, McTyer 0.5, **Eagles 42.0, Opponents 56.0**

Leading Tacklers: Zordich 123, Willis 105, W. Thomas 95, Dawkins 92, Vincent 59, Douglas 55, H. Thomas 54, A.Harris 53, Caldwell 52, B.Johnson 52

Pro Bowl Selections: none

USUAL STARTERS

WR	Irving Fryar	LDE	Greg Jefferson
LT	Tra Thomas	LDT	Hollis Thomas
LG	Jermame Mayberry	RDT	Bill Johnson
C	Steve Everitt	RDE	Hugh Douglas
RG	Ian Beckles	LLB	James Darling (8)
RT	Richard Cooper		Mike Caldwell (8)
TE	Jason Dunn	MLB	James Willis
WR	Jeff Graham	RLB	William Thomas
QB	Bobby Hoying (7)	LCB	Troy Vincent
	Koy Detmer (5)	RCB	Bobby Taylor
RB	Duce Staley	SS	Michael Zordich
FB	Kevin Turner	FS	Brian Dawkins

Passing	Att	Cmp	Yds	Cmp%	Yds/Att	TD	TD%	Int	Int%	Lg	Sk/Lost	Rat
Hoying	224	114	961	50.9	4.29	0	0.0	9	4.0	38	35/185	45.6
Detmer	181	97	1011	53.6	5.59	5	2.8	5	2.8	61t	5/29	67.7
Peete	129	71	758	55.0	5.88	2	1.6	4	3.1	25	16/103	64.7
Eagles	534	282	2730	52.8	5.11	7	1.3	18	3.4	61t	56/317	57.7
Opponents	449	249	3001	55.5	6.68	18	4.0	9	2.0	59	42/281	81.2

1999 EAGLES STATISTICS



Record: 5-11, 5th in NFC East
Head Coach: Andy Reid

S-12	L	24-25	Arizona	64,113
S-19	L	5-19	Tampa Bay	64,285
S-26	L	0-26	at Buffalo	70,872
O-03	L	15-16	at NY Giants	77,959
O-10	W	13-10	Dallas	66,669
O-17	W	20-16	at Chicago	66,944
O-24	L	13-16	at Miami	73,975
O-31	L	17-23	NY Giants (OT)	66,481
N-07	L	7-33	at Carolina	62,569
N-14	W	35-28	Washington	66,591
N-21	L	17-44	Indianapolis	65,521
N-28	L	17-20	at Washington (OT)	74,741
D-05	L	17-21	at Arizona	46,550
D-12	L	10-20	at Dallas	64,086
D-19	W	24-9	New England	65,475
J-02	W	38-31	St. Louis	60,700

TEAM STATS

	EAGLES	OPP
Total First Downs	218	328
Rushing	76	125
Passing	123	171
Penalty	19	32
3rd Down: Made/Att	74/238	88/233
3rd Down Pct.	31.1	37.8
4th Down: Made/Att	6/9	9/15
4th Down Pct.	66.7	60.0
Possession Avg.	27:03	32:57
Total Net Yards	3830	5462
Avg. Per Game	239.4	341.4
Total Plays	947	1124
Avg. Per Play	4.0	4.9
Net Yards Rushing	1746	2001
Avg. Per Game	109.1	125.1
Total Rushes	424	519
Net Yards Passing	2084	3461
Avg. Per Game	130.3	216.3
Sacked/Yards Lost	49/321	37/272
Gross Yards	2405	3733
Att./Completions	474/235	568/322
Completion Pct.	49.6	56.7
Had Intercepted	18	28
Punts/Average	108/41.9	73/41.2
Net Punting Avg.	108/35.1	73/35.9
Penalties/Yards	102/905	89/719
Fumbles/Ball Lost	33/21	38/18
Touchdowns	29	36
Rushing	5	12
Passing	18	22
Returns	6	2

Score By Periods

	Q1	Q2	Q3	Q4	OT	Pts
Eagles	71	77	38	86	0	272
Opponents	100	107	70	71	9	357

Pro Bowl Selections: FS Brian Dawkins, CB Troy Vincent

Passing	Att	Cmp	Yds	Cmp%	Yds/Att	TD	TD%	Int	Int%	Lg	Sk/Lost	Rate
Pederson	227	119	1276	52.4	5.62	7	3.1	9	4.0	84t	20/109	62.9
McNabb	216	106	948	49.1	4.39	8	3.7	7	3.2	63t	28/204	60.1
Detmer	29	10	181	34.5	6.24	3	10.3	2	6.9	50t	0/0	62.6
Small	2	0	0	0.0	0.00	0	0.0	0	0.0	--	0/0	39.6
Staley	0	0	0	---	---	0	---	0	---	--	1/8	---
Eagles	474	235	2405	49.6	5.07	18	3.8	18	3.8	84t	49/321	61.4
Opponents	568	322	3733	56.7	6.57	22	3.9	28	4.9	80t	37/272	69.1

Rushing	No.	Yds	Avg	Lg	TD
Staley	325	1273	3.9	29	4
McNabb	47	313	6.7	27	0
Bieniemy	12	75	6.3	28	1
Pederson	20	33	1.7	19	0
Jam.Bostic	5	19	3.8	5	0
Watson	4	17	4.3	6	0
Turner	6	15	2.5	5	0
C. Martin	3	3	1.0	2	0
Detmer	2	-2	-2.0	-1	0
Eagles	424	1746	4.1	29	5
Opponents	519	2001	3.9	62t	12

Receiving	No.	Yds	Avg	Lg	TD
Small	49	655	13.4	84t	4
Staley	41	294	7.2	19	2
C. Johnson	34	414	12.2	36	1
Broughton	26	295	11.3	33	4
Brown	18	188	10.4	27	1
Weaver	11	91	8.3	14	0
C. Martin	11	22	2.0	9	0
Jells	10	180	18.0	57t	2
Turner	9	46	5.1	14	0
Lewis LG	8	88	11.0	21	3
Lewis TM	7	76	10.9	21	3
D. Douglas	8	79	9.9	29t	1
Jam. Bostic	5	8	1.6	7	0
Bieniemy	2	28	14.0	27	0
Finneran	2	21	10.5	11	0
T. Smith	1	14	14.0	14	0
McNabb	1	-6	-6.0	-6	0
Eagles	235	2405	10.2	84t	18
Opponents	322	3733	11.6	80t	22

INTs	No.	Yds	Avg	Lg	TD
Vincent	7	91	13.0	35	0
A. Harris	4	151	37.8	84	1
Dawkins	4	127	31.8	67t	1
Taylor	4	59	14.8	28	1
Trotter	2	30	15.0	30	0
Mamula	1	41	41.0	41t	1
Darling	1	33	33.0	33	0
Cook	1	29	29.0	29	0
Moore	1	28	28.0	28	0
Whiting	1	22	22.0	22t	1
Caldwell	1	12	12.0	12	0
Hauck	1	2	2.0	2	0
Eagles	28	625	22.3	84	5
Opponents	18	266	14.8	78t	2

Punting	No	Yds	Avg	Net	TB	Lg	B
Landeta	107	4524	42.3	35.1	12	60	1
Eagles	108	4524	41.9	35.1	12	60	1
Opponents	73	3011	41.2	35.9	7	63	0

Punt Returns	Ret	FC	Yds	Avg	Lg	TD
Rossum	28	17	250	8.9	39	0
C. Johnson	1	0	0	0.0	0	0
Brown	0	1	0	--	--	0
Eagles	29	18	250	8.6	39	0
Opponents	59	16	490	8.3	32	0

Leading Tacklers: Trotter 202, Hauck 122, W. Thomas 116, Dawkins 103, Vincent 100, Darling 98, H. Thomas 72, Jefferson 67, S. Martin 60, Mamula 57

Scoring	TD	Ru	Pa	Rt	PAT	FG	2Pt	Pts
N. Johnson	0	0	0	0	25/25	18/25	0	79
Staley	6	4	2	0			0	36
Broughton	4	0	4	0			0	24
Small	4	0	4	0			0	24
Lewis	3	0	3	0			0	18
Jells	2	0	2	0			0	12
Akers	0	0	0	0	2/2	3/6	0	11
C. Johnson (safety)	1	0	1	0			0	8
Bieniemy	1	1	0	0			0	6
Brown	1	0	1	0			0	6
Dawkins	1	0	0	1			0	6
D. Douglas	1	0	1	0			0	6
A. Harris	1	0	0	1			0	6
Mamula	1	0	0	1			0	6
Rossum	1	0	0	1			0	6
Taylor	1	0	0	1			0	6
Whiting	1	0	0	1			0	6
McNabb	0	0	0	0			1	2
Weaver	0	0	0	0			1	2
Team (safety)	0	0	0	0			0	2
Eagles	29	5	18	6	27/27	21/31	2	272
Opponents	36	12	22	2	33/33	36/45	0	357

2-Pt. Conversions: Eagles 2-2, Opponents 0-2

Field Goals	1-19	20-29	30-39	40-49	50+
N. Johnson	0/0	8/9	5/8	5/6	0/2
Akers	0/0	0/0	0/0	2/3	1/3
Eagles	0/0	8/9	5/8	7/9	1/5
Opponents	1/1	12/13	12/15	9/11	2/5

N. Johnson: (25G) (39G,26N,50N) (50N) (26G,3G) (48G,31G) (28G,27G) (44G,42N) (28G,33B) () (49G,29G,32N,20G,30G) () (34G) (29G) (44G) (43G) (39N)
Akers: () () () () () () (53G) (59N) () () (48G) (47N) () () (51N) (46G)
Opponents: (31G,25G,32G,31G) (51G,24G) (24G,29G,19G,36G,49N) (35G,25G,23G) (42G,50N) (46G,40G, 32N,41G) (37G,37G,54G) (28G,34N) (38G,28G,33G,22G) (50N) (45G,29G,34G) (43G,28N,27G) () (49N,30G, 34G,33N) (23G,43G,56N,46G) (47G)

Kickoff Returns	No.	Yds	Avg	Lg	TD
Rossum	54	1347	24.9	89t	1
Bieniemy	10	210	21.0	30	0
Whiting	3	49	16.3	21	0
Broughton	1	5	5.0	5	0
E. Smith	1	1	1.0	1	0
Eagles	69	1612	23.4	89t	1
Opponents	57	1305	22.9	48	0

Sacks: Mamula 8.5, Jefferson 4.0, Reese 3.0, T. Williams 3.0, W. Thomas 2.5, Trotter 2.5, H. Douglas 2.0, S. Martin 2.0, Dawkins 1.5, Caldwell 1.0, Cook 1.0, B. Johnson 1.0, H. Thomas 1.0, Vincent 1.0, Whiting 1.0, **Team 37.0, Opponents 49.0**

USUAL STARTERS

WR	Torrance Small	LDE	Greg Jefferson
LT	Tra Thomas	LDT	Hollis Thomas
LG	Doug Brzezinski	RDT	Steve Martin
C	Steve Everitt	RDE	Mike Mamula
RG	Jeff Dellenbach	LLB	James Darling
RT	Lonnie Palelei	MLB	Jeremiah Trotter
TE	Jed Weaver	RLB	William Thomas
WR	Charles Johnson	LCB	Troy Vincent
QB	Doug Pederson (9)	RCB	Bobby Taylor
	Donovan McNabb (6)	SS	Tim Hauck
RB	Duce Staley	FS	Brian Dawkins
FB	Kevin Turner (7)		
	Cecil Martin (5)		

2000 EAGLES STATISTICS



Record: 11-5, 2nd in NFC East
Head Coach: Andy Reid

S-03	W	41-14	at Dallas	62,872
S-10	L	18-33	NY Giants	65,530
S-17	L	3-6	at Green Bay	59,869
S-24	W	21-7	at New Orleans	64,900
O-01	W	38-10	Atlanta	65,424
O-08	L	14-17	Washington	65,491
O-15	W	33-14	at Arizona	38,293
O-22	W	13-9	Chicago	65,553
O-29	L	7-24	at NY Giants	78,087
N-05	W	16-13	Dallas [OT]	65,636
N-12	W	26-23	at Pittsburgh [OT]	56,702
N-19	W	34-9	Arizona	65,356
N-26	W	23-20	at Washington	83,284
D-03	L	13-15	Tennessee	65,639
D-10	W	35-24	at Cleveland	72,318
D-24	W	16-7	Cincinnati	64,902
NFC WILD CARD				
D-31	W	21-3	Tampa Bay	65,813
NFC DIVISIONAL PLAYOFF				
J-07	L	10-20	at NY Giants	78,765

TEAM STATS

	EAGLES	OPP
Total First Downs	295	295
Rushing	88	105
Passing	182	159
Penalty	25	31
3rd Down: Made/Att	90/224	72/221
3rd Down Pct.	40.2	32.6
4th Down: Made/Att	7/11	14/24
4th Down Pct.	63.6	58.3
Possession Avg.	29:01	30:59
Total Net Yards	5006	4820
Avg. Per Game	312.9	301.3
Total Plays	1017	1055
Avg. Per Play	4.9	4.6
Net Yards Rushing	1882	1830
Avg. Per Game	117.6	114.4
Total Rushes	397	453
Net Yards Passing	3124	2990
Avg. Per Game	195.3	186.9
Sacked/Yards Lost	45/262	50/291
Gross Yards	3386	3281
Att./Completions	575/331	552/314
Completion Pct.	57.6	56.9
Had Intercepted	15	19
Punts/Average	86/42.3	87/40.4
Net Punting Avg.	86/36.0	87/35.0
Penalties/Yards	113/980	111/936
Fumbles/Ball Lost	22/14	27/12
Touchdowns	38	23
Rushing	13	10
Passing	21	11
Returns	4	2

Score By Periods

	Q1	Q2	Q3	Q4	OT	Pts
Eagles	57	97	71	120	6	351
Opponents	34	70	40	101	0	245

Rushing	No.	Yds	Avg	Lg	TD
McNabb	86	629	7.3	54	6
Staley	79	344	4.4	60	1
Autry	112	334	3.0	15	3
Warren LG	74	296	4.0	32t	2
Warren TM	15	42	2.8	11	0
Pritchett	58	225	3.9	16	1
Mitchell	25	187	7.5	85t	2
Martin	13	77	5.9	23	0
C.Johnson	5	18	3.6	15	0
Akers	1	15	15.0	15	0
Detmer	1	8	8.0	8	0
Lee	1	2	2.0	2	0
Small	1	1	1.0	1	0

Eagles	397	1882	4.7	85t	13
Opponents	453	1830	4.0	37	10

Receiving	No.	Yds	Avg	Lg	TD
Lewis	69	735	10.7	52	3
C.Johnson	56	642	11.5	59	7
Small	40	569	14.2	70t	3
Warren LG	32	303	9.5	76t	1
Warren TM	1	1	1.0	1	0
Martin	31	219	7.1	26	0
Staley	25	201	8.0	26	0
Pritchett	25	193	7.7	17	0
Autry	24	275	11.5	37	1
Mitchell	13	89	6.8	21	1
Broughton	12	104	8.7	21	0
Pinkston	10	181	18.1	45	0
Thomason	10	46	4.6	11	5
Brown	9	80	8.9	18	1
McNabb	2	5	2.5	3	0
Lee	1	20	20.0	20	0
D.Douglas	1	9	9.0	9	0
Miller	1	9	9.0	9	0
Van Dyke	1	8	8.0	8	0

Eagles	331	3386	10.2	70t	21
Opponents	314	3281	10.4	70t	11

INTs	No.	Yds	Avg	Lg	TD
Vincent	5	34	6.8	17	0
Dawkins	4	62	15.5	32	0
Taylor	3	64	21.3	38	0
Moore	2	24	12.0	20	0
Emmons	2	8	4.0	8	0
Trotter	1	27	27.0	27t	1
Caldwell	1	25	25.0	25t	1
H.Douglas	1	0	0.0	0	0
Harris	0	1	--	1	0

Eagles	19	255	13.4	38	2
Opponents	15	146	9.7	33	0

Punting	No	Yds	Avg	Net	TB	Lg	B
Landeta	86	3635	42.3	36.0	8	60	0
Eagles	86	3635	42.3	36.0	8	60	0
Opponents	87	3516	40.4	35.0	7	52	0

Punt Returns	Ret	FC	Yds	Avg	Lg	TD
Mitchell	32	33	335	10.5	72t	1
Bostic	1	0	0	0.0	0	0
Eagles	33	33	335	10.2	72t	1
Opponents	47	18	375	8.0	70t	1

Pro Bowl Selections: DE Hugh Douglas, TE Chad Lewis, QB Donovan McNabb, LB Jeremiah Trotter, CB Troy Vincent

Passing	Att	Cmp	Yds	Cmp%	Yds/Att	TD	TD%	Int	Int%	Lg	Sk/Lost	Rate
McNabb	569	330	3365	58.0	5.91	21	3.7	13	2.3	70t	45/262	77.8
Mitchell	4	1	21	25.0	5.25	0	0.0	0	0.0	21	0/0	49.0
Detmer	1	0	0	0.0	0.00	0	0.0	1	100.0	--	0/0	0.0
Small	1	0	0	0.0	0.00	0	0.0	1	100.0	--	0/0	0.0
Eagles	575	331	3386	57.6	5.89	21	3.7	15	2.6	70t	45/262	75.9
Opponents	552	314	3281	56.9	5.94	11	2.0	19	3.4	70t	50/291	66.6

Scoring	TD	Ru	Pa	Rt	PAT	FG	2Pt	Pts
Akers	0	0	0	0	34/36	29/33	0	121
C.Johnson	7	0	7	0			0	42
McNabb	6	6	0	0			0	36
Mitchell	5	2	1	2			0	30
Thomason	5	0	5	0			0	30
Autry	4	3	1	0			0	24
Small	3	0	3	0			1	20
Lewis	3	0	3	0			0	18
Warren LG	3	2	1	0			0	18
Brown	1	0	1	0			0	6
Caldwell	1	0	0	1			0	6
Pritchett	1	1	0	0			0	6
Staley	1	1	0	0			0	6
Trotter	1	0	0	1			0	6

Eagles	38	13	21	4	34/36	29/33	1	351
Opponents	23	10	11	2	21/21	28/33	1	245

2-Pt. Conversions: Eagles 1-2, Opponents 1-2

Field Goals	1-19	20-29	30-39	40-49	50+
Akers	1/1	6/6	14/15	7/10	1/1
Eagles	1/1	6/6	14/15	7/10	1/1
Opponents	0/0	9/9	9/11	8/11	2/2

Akers: [33G,37G] [33G,29G] [43G] [] [39G,38G,19G] [] [31G,29G] [51G,29G] [48N] [40N,34G,34G,32G] [26G,45G,38N,42G,42G] [38G,46G] [27G,33G,30G] [23G,40G] [] [32G,45G,41N,33G] [34G,38G] [32G,36G,44G,23G] [40N,37G,38G] [] [48G] [33N,42N,24G] [] [25G,33G,40G] [31G] [48G,27G] [38G,52G,40G] [42G] [26G,20G,44N] [26G,42G,22G,44G,50G] [29G] [31N]

Kickoff Returns	No.	Yds	Avg	Lg	TD
Mitchell	47	1124	23.9	89t	1
D.Douglas	2	50	25.0	41	0
Broughton	1	20	20.0	20	0
Whiting	1	18	18.0	18	0
Pritchett	1	15	15.0	15	0
Thomason	1	10	10.0	10	0
Dawkins	1	2	2.0	2	0
Eagles	54	1239	22.9	89t	1
Opponents	72	1519	21.1	47	0

Leading Tacklers: Trotter 171, Emmons 116, Gardner 95, Moore 94, Dawkins 94, Vincent 92, H.Thomas 81, Simon 74, Caldwell 63, H.Douglas 60, Whiting 60

Sacks: H. Douglas 15.0, Simon 9.5, Mamula 5.5, H. Thomas 4.0, Grasmanis 3.5, Whiting 3.5, Trotter 3.0, Dawkins 2.0, Gardner 1.0, Vincent 1.0, Darling 0.5, Emmons 0.5, **Eagles 50.0, Opponents 45.0**

USUAL STARTERS

WR	Torrance Small	LDE	Brandon Whiting
LT	Tra Thomas	LDT	Corey Simon
LG	John Welbourn	RDT	Hollis Thomas
C	Bubba Miller	RDE	Hugh Douglas
RG	Jermame Mayberry	WILL	Barry Gardner
RT	Jon Runyan	MLB	Jeremiah Trotter
TE	Chad Lewis	SAM	Carlos Emmons
WR	Charles Johnson	LCB	Troy Vincent
QB	Donovan McNabb	RCB	Bobby Taylor
RB	Darnell Autry [7]	SS	Damon Moore
	Duce Staley [5]	FS	Brian Dawkins
FB	Cecil Martin		

2001 EAGLES STATISTICS



Record: 11-5, 1st in NFC East
Head Coach: Andy Reid

S-09	L	17-20	St. Louis (OT)	66,243
S-23	W	27-3	at Seattle	62,826
S-30	W	40-18	Dallas	66,621
O-07	L	20-21	Arizona	66,360
O-22	W	10-9	at NY Giants	78,821
O-28	L	10-20	Oakland	65,342
N-04	W	21-7	at Arizona	33,430
N-11	W	48-17	Minnesota	65,638
N-18	W	36-3	at Dallas	63,204
N-25	L	3-13	Washington	65,666
N-29	W	23-10	at Kansas City	77,087
D-09	W	24-14	San Diego	65,438
D-16	W	20-6	at Washington	84,936
D-22	L	3-13	at San Francisco	68,124
D-30	W	24-21	NY Giants	65,885
J-06	W	17-13	at Tampa Bay	65,541

NFC WILD CARD

J--12	W	31-9	Tampa Bay	65,847
-------	---	------	-----------	--------

NFC DIVISIONAL PLAYOFF

J-19	W	33-19	at Chicago	66,944
------	---	-------	------------	--------

NFC CHAMPIONSHIP

J-27	L	24-29	at St. Louis	66,502
------	---	-------	--------------	--------

<u>Rushing</u>	<u>No.</u>	<u>Yds</u>	<u>Avg</u>	<u>Lg</u>	<u>TD</u>
Staley	166	604	3.6	44t	2
Buckhalter	129	586	4.5	48	2
McNabb	82	482	5.9	33	2
Thrash	6	57	9.5	24	0
Martin	9	27	3.0	8	0
B.Mitchell	7	9	1.3	11	0
Detmer	8	6	0.8	14	0
Smart	2	6	3.0	6	0
Pinkston	1	5	5.0	5	0
F.Mitchell	2	-4	-2.0	12	0

Eagles	412	1778	4.3	48	6
Opponents	455	1837	4.0	80	6

<u>Receiving</u>	<u>No.</u>	<u>Yds</u>	<u>Avg</u>	<u>Lg</u>	<u>TD</u>
Thrash	63	833	13.2	64t	8
Staley	63	626	9.9	46t	2
Pinkston	42	586	14.0	62t	4
Lewis	41	422	10.3	33	6
Martin	24	124	5.2	17	2
F. Mitchell	21	283	13.5	29	1
Buckhalter	13	130	10.0	26	0
Brown	7	95	13.6	18	0
B.Mitchell	6	122	20.3	56	0
D.Douglas	5	77	15.4	27	2
Stewart	5	52	10.4	15	1
Thomason	5	33	6.6	11	0
Scott	2	26	13.0	18	0
Reader	2	14	7.0	11	0
Bartrum	1	4	4.0	4t	1

Eagles	300	3427	11.4	64t	27
Opponents	288	3147	10.9	76	13

<u>INTs</u>	<u>No.</u>	<u>Yds</u>	<u>Avg</u>	<u>Lg</u>	<u>TD</u>
Vincent	3	0	0.0	0	0
Trotter	2	64	32.0	50t	1
Harris	2	22	11.0	14	0
Dawkins	2	15	7.5	15	0
Moore	2	2	1.0	2	0
Hampton	1	38	38.0	38t	1
Cook	1	11	11.0	11	0
Taylor	1	5	5.0	5	0

Eagles	14	152	10.9	50t	2
Opponents	14	99	7.1	25	0

<u>Punting</u>	<u>No.</u>	<u>Yds</u>	<u>Avg</u>	<u>Net</u>	<u>TB</u>	<u>Lg</u>	<u>B</u>
Landeta	97	4221	43.5	36.4	10	64	0
Eagles	97	4221	43.5	36.4	10	64	0
Opponents	104	4225	40.6	34.6	6	61	0

<u>Punt Returns</u>	<u>Ret</u>	<u>FC</u>	<u>Yds</u>	<u>Avg</u>	<u>Lg</u>	<u>TD</u>
B.Mitchell	39	22	467	12.0	54	0
Brown	5	0	30	6.0	11	0
Cook	0	0	11	--	11	0
Eagles	44	22	508	11.5	54	0
Opponents	56	16	488	8.7	30	0

<u>Kickoff Returns</u>	<u>No.</u>	<u>Yds</u>	<u>Avg</u>	<u>Lg</u>	<u>TD</u>
B. Mitchell	41	1025	25.0	94t	1
Thrash	5	101	20.2	34	0
D.Douglas	2	32	16.0	18	0
Buckhalter	1	28	28.0	28	0
Lewis	0	-10	-10.0	-10	0
Reese	0	-11	-11.0	-11	0
Eagles	49	1165	23.8	94t	1
Opponents	67	1430	21.3	59	0

<u>Score By Periods</u>	<u>Q1</u>	<u>Q2</u>	<u>Q3</u>	<u>Q4</u>	<u>OT</u>	<u>Pts</u>
Eagles	58	144	40	101	0	343
Opponents	50	72	30	53	3	208

<u>Scoring</u>	<u>TD</u>	<u>Ru</u>	<u>Pa</u>	<u>Rt</u>	<u>PAT</u>	<u>FG</u>	<u>2Pt</u>	<u>Pts</u>
Akers	0	0	0	0	37/38	26/31	0	115
Thrash	8	0	8	0			0	48
Lewis	6	0	6	0			0	36
Pinkston	4	0	4	0			0	24
Staley	4	2	2	0			0	24
Buckhalter	2	2	0	0			0	12
D. Douglas	2	0	2	0			0	12
Martin	2	0	2	0			0	12
McNabb	2	2	0	0			0	12
Bartrum	1	0	1	0			0	6
Dawkins	1	0	0	1			0	6
Hampton	1	0	0	1			0	6
B.Mitchell	1	0	0	1			0	6
F.Mitchell	1	0	1	0			0	6
Moore	1	0	0	1			0	6
Stewart	1	0	1	0			0	6
Trotter	1	0	0	1			0	6

Eagles	38	6	27	5	37/38	26/31	0	343
Opponents	20	6	13	1	17/17	23/32	1	208

2-Pt. Conversions: Eagles 0-0, Opponents 1-3

<u>Field Goals</u>	<u>1-19</u>	<u>20-29</u>	<u>30-39</u>	<u>40-49</u>	<u>50+</u>
Akers	1/1	9/9	7/8	7/10	2/3
Eagles	1/1	9/9	7/8	7/10	2/3
Opponents	0/0	10/10	5/10	8/12	0/0

Akers: [50G] [48G,49N,21G] [40G,19G] [42G,28G] [44N,25G] [34G] [] [36G,21G] [24G,46G,26G,28G,30G] [49G] [24G,33G,38G] [37G] [40G,50G] [20G] [43N,35G] [34N,47G,50N]
Opponents: [20G,26G] [41G] [41G,43G] [30N] [24G,21G,24G,49N] [42G,32G] [] [43G] [47N,41N,30G] [37N,43G,32G] [29G] [34N,37N] [39N,47G,25G,48N] [21G,32G] [25G,32G] [42G,23G]

Sacks: H. Douglas 9.5, Simon 7.5, Burgess 6.0, Trotter 3.5, Caldwell 3.0, Kalu 3.0, Whiting 2.5, Grasmanis 2.0, Dawkins 1.5, Vincent 1.5, Cook 1.0, Emmons 1.0, Moore 1.0, Taylor 1.0, Da. Walker 1.0, **Eagles 45.0, Opponents 40.0**

Leading Tacklers: Trotter 164, Caldwell 140, Emmons 110, Dawkins 106, Moore 105, Vincent 79, H.Thomas 70, Simon 53, H.Douglas 53, Burgess 51

Pro Bowl Selections: K David Akers, FS Brian Dawkins, DE Hugh Douglas, TE Chad Lewis, QB Donovan McNabb, T Tra Thomas, LB Jeremiah Trotter, CB Troy Vincent

USUAL STARTERS

WR	Todd Pinkston	LDE	Brandon Whiting
LT	Tra Thomas	LDT	Corey Simon
LG	John Welbourn	RDT	Hollis Thomas
C	Hank Fraley	RDE	Hugh Douglas
RG	Jermaine Mayberry	WILL	Mike Caldwell
RT	Jon Runyan	MLB	Jeremiah Trotter
TE	Chad Lewis	SAM	Carlos Emmons
WR	James Thrash	LCB	Troy Vincent
QB	Donovan McNabb	RCB	Bobby Taylor
RB	D. Staley (10)	SS	Damon Moore
	C. Buckhalter (5)	FS	Brian Dawkins
FB	Cecil Martin		

<u>Passing</u>	<u>Att</u>	<u>Cmp</u>	<u>Yds</u>	<u>Cmp%</u>	<u>Yds/Att</u>	<u>TD</u>	<u>TD%</u>	<u>Int</u>	<u>Int%</u>	<u>Lg</u>	<u>Sk/Lost</u>	<u>Rat</u>
McNabb	493	285	3233	57.8	6.56	25	5.1	12	2.4	64t	39/273	84.3
Detmer	14	5	51	35.7	3.64	0	0.0	1	7.1	16	1/9	17.3
Feeley	14	10	143	71.4	10.21	2	14.3	1	7.1	27	0/0	114.0
F.Mitchell	1	0	0	0.0	0.00	0	0.0	0	0.0	0	0/0	39.6
Eagles	522	300	3427	57.5	6.57	27	5.2	14	2.7	64t	40/282	83.4
Opponents	517	288	3147	55.7	6.09	13	2.5	14	2.7	76	45/283	71.0

2002 EAGLES STATISTICS



Record: 12-4, 1st in NFC East Head Coach: Andy Reid

S-08	L	24-27	at Tennessee	68,804
S-16	W	37-7	at Washington	84,982
S-22	W	44-13	Dallas	65,537
S-29	W	35-17	Houston	64,867
O-06	L	25-28	at Jacksonville	65,005
O-20	W	20-10	Tampa Bay	65,523
O-28	W	17-3	NY Giants	65,791
N-03	W	19-13	at Chicago	54,049
N-10	L	13-35	Indianapolis	65,660
N-17	W	38-14	Arizona	64,990
N-25	W	38-17	at San Francisco	67,919
D-01	W	10-3	St. Louis	65,552
D-08	W	27-20	at Seattle	59,862
D-15	W	34-21	Washington	65,615
D-21	W	27-3	at Dallas	63,209
D-28	L	7-10	at NY Giants (OT)	78,782
NFC DIVISIONAL PLAYOFF				
J-11	W	20-6	Atlanta	66,452
NFC CHAMPIONSHIP				
J-19	L	10-27	Tampa Bay	66,713

TEAM STATS

	EAGLES	OPP
Total First Downs	311	272
Rushing	124	83
Passing	164	160
Penalty	23	29
3rd Down: Made/Att	90/231	66/213
3rd Down Pct.	39.0	31.0
4th Down: Made/Att	8/16	9/23
4th Down Pct.	50.0	39.1
Possession Avg.	31:10	28:50
Total Net Yards	5604	4754
Avg. Per Game	350.3	297.1
Total Plays	1073	1009
Avg. Per Play	5.2	4.7
Net Yards Rushing	2220	1660
Avg. Per Game	138.8	103.8
Total Rushes	489	390
Net Yards Passing	3384	3094
Avg. Per Game	211.5	193.4
Sacked/Yards Lost	36/222	56/348
Gross Yards	3606	3442
Att./Completions	548/333	563/333
Completion Pct.	58.0	59.1
Had Intercepted	11	15
Punts/Average	79/40.5	90/41.0
Net Punting Avg.	79/32.6	90/33.1
Penalties/Yards	111/897	112/969
Fumbles/Ball Lost	28/13	45/23
Touchdowns	46	27
Rushing	15	5
Passing	27	18
Returns	4	4

Pro Bowl Selections: K David Akers, FS Brian Dawkins, DE Hugh Douglas, TE Chad Lewis, G Jermaine Mayberry, QB Donovan McNabb, T Jon Runyan, CB Bobby Taylor, T Tra Thomas, CB Troy Vincent

<u>Rushing</u>	<u>No.</u>	<u>Yds</u>	<u>Avg</u>	<u>Lg</u>	<u>TD</u>
Staley	269	1029	3.8	57	5
McNabb	63	460	7.3	40t	6
Levens	75	411	5.5	47t	1
Westbrook	46	193	4.2	18	0
Thrash	18	126	7.0	32	2
Akers	1	10	10.0	10	0
Feeley	12	6	0.5	6	0
Detmer	2	4	2.0	3	1
Landeta	1	0	0.0	0	0
Martin	1	-4	-4.0	-4	0
Pinkston	1	-15	-15.0	-15	0
Eagles	489	2220	4.5	57	15
<u>Opponents</u>	<u>No.</u>	<u>Yds</u>	<u>Avg</u>	<u>Lg</u>	<u>TD</u>
Pinkston	60	798	13.3	42t	7
Thrash	52	635	12.2	39t	6
Staley	51	541	10.6	45	3
Freeman	46	600	13.0	59t	4
C.Lewis	42	398	9.5	30	3
Levens	19	124	6.5	24	1
Martin	15	126	8.4	53	0
F.Mitchell	12	105	8.8	18	0
Thomason	10	128	12.8	24	2
Westbrook	9	86	9.6	20	0
Dawkins	1	57	57.0	57t	1
Bartrum	1	8	8.0	8	0
Eagles	318	3606	11.3	59t	27
<u>Opponents</u>	<u>No.</u>	<u>Yds</u>	<u>Avg</u>	<u>Lg</u>	<u>TD</u>
Taylor	5	43	8.6	23t	1
Barber	2	81	40.5	80t	1
Brown	2	41	20.5	29	0
Dawkins	2	27	13.5	27	0
Vincent	2	1	0.5	1	0
Harris	1	0	0.0	0	0
M.Lewis	1	0	0.0	0	0
Eagles	15	193	12.9	80t	2
<u>Opponents</u>	<u>No.</u>	<u>Yds</u>	<u>Avg</u>	<u>Lg</u>	<u>TD</u>
Baker LG	55	2133	38.8	31.5	4
Baker TM	13	445	34.2	29.8	1
Landeta	52	2229	42.9	34.6	7
Johnson	14	523	37.4	27.7	2
Eagles	79	3197	40.5	32.6	10
<u>Opponents</u>	<u>No.</u>	<u>Yds</u>	<u>Avg</u>	<u>Lg</u>	<u>TD</u>
B.Mitchell	46	11	567	12.3	76t
Taylor	1	0	0	0.0	0
Eagles	47	11	567	12.1	76t
<u>Opponents</u>	<u>No.</u>	<u>Yds</u>	<u>Avg</u>	<u>Lg</u>	<u>TD</u>
B.Mitchell	43	1162	27.0	57	0
D.Douglas	4	77	19.3	23	0
Slecht	2	22	11.0	12	0
Levens	1	24	24.0	24	0
Thomason	1	12	12.0	12	0
Kalu	1	0	0.0	0	0
Eagles	52	1297	24.9	57	0
<u>Opponents</u>	<u>No.</u>	<u>Yds</u>	<u>Avg</u>	<u>Lg</u>	<u>TD</u>
McNabb	361	211	2289	58.4	6.34
Feeley	154	86	1011	55.8	6.56
Detmer	28	19	224	67.9	8.00
B.Mitchell	1	1	57	100.0	57.00
Westbrook	1	1	25	100.0	25.00
Levens	2	0	0	0.0	0.00
F.Mitchell	1	0	0	0.0	0.00
Eagles	548	318	3606	58.0	6.58
<u>Opponents</u>	<u>Att</u>	<u>Cmp</u>	<u>Yds</u>	<u>Cmp%</u>	<u>Yds/A</u>
McNabb	361	211	2289	58.4	6.34
Feeley	154	86	1011	55.8	6.56
Detmer	28	19	224	67.9	8.00
B.Mitchell	1	1	57	100.0	57.00
Westbrook	1	1	25	100.0	25.00
Levens	2	0	0	0.0	0.00
F.Mitchell	1	0	0	0.0	0.00
Eagles	548	318	3606	58.0	6.58
<u>Opponents</u>	<u>Att</u>	<u>Cmp</u>	<u>Yds</u>	<u>Cmp%</u>	<u>Yds/A</u>
McNabb	361	211	2289	58.4	6.34
Feeley	154	86	1011	55.8	6.56
Detmer	28	19	224	67.9	8.00
B.Mitchell	1	1	57	100.0	57.00
Westbrook	1	1	25	100.0	25.00
Levens	2	0	0	0.0	0.00
F.Mitchell	1	0	0	0.0	0.00
Eagles	548	318	3606	58.0	6.58
<u>Opponents</u>	<u>Att</u>	<u>Cmp</u>	<u>Yds</u>	<u>Cmp%</u>	<u>Yds/A</u>
McNabb	361	211	2289	58.4	6.34
Feeley	154	86	1011	55.8	6.56
Detmer	28	19	224	67.9	8.00
B.Mitchell	1	1	57	100.0	57.00
Westbrook	1	1	25	100.0	25.00
Levens	2	0	0	0.0	0.00
F.Mitchell	1	0	0	0.0	0.00
Eagles	548	318	3606	58.0	6.58
<u>Opponents</u>	<u>Att</u>	<u>Cmp</u>	<u>Yds</u>	<u>Cmp%</u>	<u>Yds/A</u>
McNabb	361	211	2289	58.4	6.34
Feeley	154	86	1011	55.8	6.56
Detmer	28	19	224	67.9	8.00
B.Mitchell	1	1	57	100.0	57.00
Westbrook	1	1	25	100.0	25.00
Levens	2	0	0	0.0	0.00
F.Mitchell	1	0	0	0.0	0.00
Eagles	548	318	3606	58.0	6.58
<u>Opponents</u>	<u>Att</u>	<u>Cmp</u>	<u>Yds</u>	<u>Cmp%</u>	<u>Yds/A</u>
McNabb	361	211	2289	58.4	6.34
Feeley	154	86	1011	55.8	6.56
Detmer	28	19	224	67.9	8.00
B.Mitchell	1	1	57	100.0	57.00
Westbrook	1	1	25	100.0	25.00
Levens	2	0	0	0.0	0.00
F.Mitchell	1	0	0	0.0	0.00
Eagles	548	318	3606	58.0	6.58
<u>Opponents</u>	<u>Att</u>	<u>Cmp</u>	<u>Yds</u>	<u>Cmp%</u>	<u>Yds/A</u>
McNabb	361	211	2289	58.4	6.34
Feeley	154	86	1011	55.8	6.56
Detmer	28	19	224	67.9	8.00
B.Mitchell	1	1	57	100.0	57.00
Westbrook	1	1	25	100.0	25.00
Levens	2	0	0	0.0	0.00
F.Mitchell	1	0	0	0.0	0.00
Eagles	548	318	3606	58.0	6.58
<u>Opponents</u>	<u>Att</u>	<u>Cmp</u>	<u>Yds</u>	<u>Cmp%</u>	<u>Yds/A</u>
McNabb	361	211	2289	58.4	6.34
Feeley	154	86	1011	55.8	6.56
Detmer	28	19	224	67.9	8.00
B.Mitchell	1	1	57	100.0	57.00
Westbrook	1	1	25	100.0	25.00
Levens	2	0	0	0.0	0.00
F.Mitchell	1	0	0	0.0	0.00
Eagles	548	318	3606	58.0	6.58
<u>Opponents</u>	<u>Att</u>	<u>Cmp</u>	<u>Yds</u>	<u>Cmp%</u>	<u>Yds/A</u>
McNabb	361	211	2289	58.4	6.34
Feeley	154	86	1011	55.8	6.56
Detmer	28	19	224	67.9	8.00
B.Mitchell	1	1	57	100.0	57.00
Westbrook	1	1	25	100.0	25.00
Levens	2	0	0	0.0	0.00
F.Mitchell	1	0	0	0.0	0.00
Eagles	548	318	3606	58.0	6.58
<u>Opponents</u>	<u>Att</u>	<u>Cmp</u>	<u>Yds</u>	<u>Cmp%</u>	<u>Yds/A</u>
McNabb	361	211	2289	58.4	6.34
Feeley	154	86	1011	55.8	6.56
Detmer	28	19	224	67.9	8.00
B.Mitchell	1	1	57	100.0	57.00
Westbrook	1	1	25	100.0	25.00
Levens	2	0	0	0.0	0.00
F.Mitchell	1	0	0	0.0	0.00
Eagles	548	318	3606	58.0	6.58
<u>Opponents</u>	<u>Att</u>	<u>Cmp</u>	<u>Yds</u>	<u>Cmp%</u>	<u>Yds/A</u>
McNabb	361	211	2289	58.4	6.34
Feeley	154	86	1011	55.8	6.56
Detmer	28	19	224	67.9	8.00
B.Mitchell	1	1	57	100.0	57.00
Westbrook	1	1	25	100.0	25.00
Levens	2	0	0	0.0	0.00
F.Mitchell	1	0	0	0.0	0.00
Eagles	548	318	3606	58.0	6.58
<u>Opponents</u>	<u>Att</u>	<u>Cmp</u>	<u>Yds</u>	<u>Cmp%</u>	<u>Yds/A</u>
McNabb	361	211	2289	58.4	6.34
Feeley	154	86	1011	55.8	6.56
Detmer	28	19	224	67.9	8.00
B.Mitchell	1	1	57	100.0	57.00
Westbrook	1	1	25	100.0	25.00
Levens	2	0	0	0.0	0.00
F.Mitchell	1	0	0	0.0	0.00
Eagles	548	318	3606	58.0	6.58
<u>Opponents</u>	<u>Att</u>	<u>Cmp</u>	<u>Yds</u>	<u>Cmp%</u>	<u>Yds/A</u>
McNabb	361	211	2289	58.4	6.34
Feeley	154	86	1011	55.8	6.56
Detmer	28	19	224	67.9	8.00
B.Mitchell	1	1	57	100.0	57.00
Westbrook	1	1	25	100.0	25.00
Levens	2	0	0	0.0	0.00
F.Mitchell	1	0	0	0.0	0.00
Eagles	548	318	3606	58.0	6.58
<u>Opponents</u>	<u>Att</u>	<u>Cmp</u>	<u>Yds</u>	<u>Cmp%</u>	<u>Yds/A</u>
McNabb	361	211	2289	58.4	6.34
Feeley	154	86	1011	55.8	6.56
Detmer	28	19	224	67.9	8.00
B.Mitchell	1	1	57	100.0	57.00
Westbrook	1	1	25	100.0	25.00
Levens	2	0	0	0.0	0.00
F.Mitchell	1	0	0	0.0	0.00
Eagles	548	318	3606	58.0	6.58
<u>Opponents</u>	<u>Att</u>	<u>Cmp</u>	<u>Yds</u>	<u>Cmp%</u>	<u>Yds/A</u>
McNabb	361	211	2289	58.4	6.34
Feeley	154	86	1011	55.8	6.56
Detmer	28	19	224	67.9	8.00
B.Mitchell	1	1	57	100.0	57.00
Westbrook	1	1	25	100.0	25.00
Levens	2	0	0	0.0	0.00
F.Mitchell	1	0	0	0.0	0.00
Eagles	548	318	3606	58.0	6.58
<u>Opponents</u>	<u>Att</u>	<u>Cmp</u>	<u>Yds</u>	<u>Cmp%</u>	<u>Yds/A</u>
McNabb	361	211	2289	58.4	6.34
Feeley	154	86	1011	55.8	6.56
Detmer	28	19	224	67.9	8.00
B.Mitchell	1	1	57	100.0	57.00
Westbrook	1	1	25	100.0	25.00
Levens	2	0	0	0.0	0.00
F.Mitchell	1	0	0	0.0	0.00
Eagles	548	318	3606	58.0	6.58
<u>Opponents</u>	<u>Att</u>	<u>Cmp</u>	<u>Yds</u>	<u>Cmp%</u>	<u>Yds/A</u>
McNabb	361	211	2289	58.4	6.34
Feeley	154	86	1011	55.8	6.56
Detmer	28	19	224	67.9	8.00
B.Mitchell	1	1	57	100.0	57.00
Westbrook	1	1	25	100.0	25.00
Levens	2	0	0	0.0	0.00
F.Mitchell	1	0	0	0.0	0.00
Eagles	548	318	3606	58.0	6.58
<u>Opponents</u>	<u>Att</u>	<u>Cmp</u>	<u>Yds</u>	<u>Cmp%</u>	<u>Yds/A</u>
McNabb	361	211	2289	58.4	6.34
Feeley	154	86	1011	55.8	6.56
Detmer	28	19	224	67.9	8.00
B.Mitchell	1	1	57	100.0	57.00
Westbrook	1	1	25	100.0	25.00
Levens	2	0	0	0.0	0.00
F.Mitchell	1	0	0	0.0	0.00
Eagles	548	318	3606	58.0	6.58
<u>Opponents</u>	<u>Att</u>	<u>Cmp</u>	<u>Yds</u>	<u>Cmp%</u>	<u>Yds/A</u>
McNabb	361	211	2289	58.4	6.34
Feeley	154	86	1011	55.8	6.56
Detmer	28	19	224	67.9	8.00
B.Mitchell	1	1	57	100.0	57.00
Westbrook	1	1	25	100.0	25.00
Levens	2	0	0	0.0	0.00
F.Mitchell	1	0	0	0.0	0.00
Eagles	548	318	3606	58.0	6.58
<u>Opponents</u>	<u>Att</u>	<u>Cmp</u>	<u>Yds</u>	<u>Cmp%</u>	<u>Yds/A</u>
McNabb	361	211	2289	58.4	6.3

2003 EAGLES STATISTICS



Record: 12-4, 1st in NFC East
Head Coach: Andy Reid

S-08	L	0-17	Tampa Bay	67,772
S-14	L	10-31	New England	67,624
S-28	W	23-13	at Buffalo	73,305
O-05	W	27-25	Washington	67,792
O-12	L	21-23	at Dallas	63,648
O-19	W	14-10	at NY Giants	78,883
O-26	W	24-17	NY Jets	67,853
N-02	W	23-16	at Atlanta	70,064
N-10	W	17-14	at Green Bay	70,291
N-16	W	28-10	New York Giants	67,867
N-23	W	33-20	New Orleans	67,802
N-30	W	25-16	at Carolina	72,977
D-07	W	36-10	Dallas	69,773
D-15	W	34-27	at Miami	73,780
D-21	L	28-31	San Francisco (OT)	67,866
D-27	W	31-7	at Washington	76,766
NFC DIVISIONAL PLAYOFF				
J-11	W	20-17	Green Bay (OT)	67,707
NFC CHAMPIONSHIP				
J-18	L	3-14	Carolina	67,862

TEAM STATS

	EAGLES	OPP
Total First Downs	302	306
Rushing	105	116
Passing	156	171
Penalty	41	19
3rd Down: Made/Att	69/190	78/221
3rd Down Pct.	36.3	35.3
4th Down: Made/Att	3/7	8/22
4th Down Pct.	42.9	36.4
Possession Avg.	28:17	31:43
Total Net Yards	5035	5307
Avg. Per Game	314.7	331.7
Total Plays	944	1058
Avg. Per Play	5.3	5.0
Net Yards Rushing	2015	2071
Avg. Per Game	125.9	129.4
Total Rushes	417	461
Net Yards Passing	3020	3236
Avg. Per Game	188.8	202.3
Sacked/Yards Lost	43/253	38/248
Gross Yards	3273	3484
Att./Completions	484/279	559/337
Completion Pct.	57.6	60.3
Had Intercepted	11	13
Punts/Average	79/40.6	78/38.9
Net Punting Avg.	79/34.6	78/33.6
Penalties/Yards	96/817	129/1105
Fumbles/Ball Lost	21/11	26/13
Touchdowns	43	32
Rushing	23	13
Passing	17	17
Returns	3	2

Pro Bowl Selections: QB Donovan McNabb, DT Corey Simon, CB Troy Vincent

Leading Tacklers: Simoneau 149, Wayne 135, M.Lewis 132, Emmons 123, Kalu 74, Vincent 70, Simon 64, Walker 64, Hart 61, Whiting 58

Rushing	No.	Yds	Avg	Lg	TD
Westbrook	117	613	5.2	62t	7
Buckhalter	126	542	4.3	64t	8
Staley	96	463	4.8	22	5
McNabb	71	355	5.0	34	3
Thrash	5	52	10.4	47	0
Ritchie	1	1	1.0	1	0
Pinkston	1	-11	-11.0	-11	0
Eagles	417	2015	4.8	64t	23
Opponents	461	2071	4.5	76t	13

Receiving	No.	Yds	Avg	Lg	TD
Thrash	49	558	11.4	51	1
Westbrook	37	332	9.0	38	4
Pinkston	36	575	16.0	59	2
Staley	36	382	10.6	52t	2
Mitchell	35	498	14.2	39	2
Smith	27	321	11.9	36	1
C.Lewis	23	293	12.7	29	1
Ritchie	17	86	5.1	12	3
Buckhalter	10	133	13.3	27	1
G.Lewis	6	95	15.8	25	0
Mahe	1	5	5.0	5	0
McMullen	1	2	2.0	2	0
McNabb	1	-7	-7.0	-7	-
Eagles	279	3273	11.7	59	17
Opponents	337	3484	10.3	60t	17

INTs	No.	Yds	Avg	Lg	TD
M.Lewis	3	31	10.3	23	0
Vincent	3	28	9.3	28	0
Sheppard	1	34	34.0	34	0
Wayne	1	33	33.0	33	0
Kalu	1	15	15.0	15t	1
Brown	1	10	10.0	10	0
Hood	1	5	5.0	5	0
Taylor	1	2	2.0	2	0
Dawkins	1	0	0.0	0	0
Eagles	13	158	12.2	34	1
Opponents	11	161	14.6	34	1

Punt Returns	Ret	FC	Yds	Avg	Lg	TD
Westbrook	20	16	306	15.3	84t	2
Mahe	6	6	55	9.2	17	0
Sheppard	4	1	15	3.8	5	0
Thrash	1	1	2	2.0	2	0
Eagles	31	24	378	12.2	84t	2
Opponents	35	15	272	7.8	72	0

Kickoff Returns	No.	Yds	Avg	Lg	TD
Thrash	34	815	24.0	54	0
Westbrook	23	487	21.2	47	0
Morey	7	93	13.3	24	0
Mitchell	1	-8	-8.0	-8	0
Eagles	65	1387	21.3	54	0
Opponents	74	1590	21.5	54	1

Score By Periods	Q1	Q2	Q3	Q4	OT	Pts
Eagles	82	102	59	131	0	374
Opponents	43	91	62	88	3	287

Scoring	TD	Ru	Pa	Rt	PAT	FG	2Pt	Pts
Akers	0	0	0	0	42/42	24/29	0	114
Westbrook	13	7	4	2			0	78
Buckhalter	9	8	1	0			0	54
Staley	7	5	2	0			0	42
McNabb	3	3	0	0			0	18
Ritchie	3	0	3	0			0	18
Mitchell	2	0	2	0			0	12
Pinkston	2	0	2	0			0	12
Kalu	1	0	0	1			0	6
C.Lewis	1	0	1	0			0	6
Smith	1	0	1	0			0	6
Thrash	1	0	1	0			0	6
Team (safety)	0	0	0	0			0	2
Eagles	43	23	17	3	42/42	24/29	0	374
Opponents	32	13	17	2	27/28	22/30	1	287

2-Pt. Conversions: Eagles 0-1, Opponents 1-4

Field Goals	1-19	20-29	30-39	40-49	50+
Akers	0/0	9/9	7/7	6/10	2/3
Eagles	0/0	9/9	7/7	6/10	2/3
Opponents	0/0	10/10	5/7	4/7	3/6

Akers: () [57G] [26G,34G,22G] [52G,36G] () [55N, 30G] [21G,25G,41B,40G] [47N,21G] () [36G,41G,42G, 33G] [35G,48G,38G,29G] [22G,21G] [46G,42G] [42N, 47N] [26G] **Opponents:** [23G] [27G] [51N] [48G,45G,37G,53G] [51G,22G,28G] [39G] [30G,55N] [40G,25G,46G] [45N] [30G] [45B] [20G,32N,38N,49N] [29G] [27G,50G] [33G, 25G,22G] [52N]

Punting	No	Yds	Avg	Net	TB	Lg	B
D.Johnson	79	3207	40.6	34.6	10	60	0
Eagles	79	3207	40.6	34.6	10	60	0
Opponents	78	3037	38.9	33.6	2	69	1

Sacks: Simon 7.5, Walker 6.0, Kalu 5.5, Wayne 3.0, M.Lewis 2.0, Rayburn 2.0, Simoneau 2.0, Whiting 2.0, Brown 1.0, Grasmanis 1.0, Hart 1.0, Reese 1.0, Coleman 0.5, Dawkins 0.5, **Eagles 38.0, Opponents 43.0**

USUAL STARTERS

WR	Todd Pinkston	LDE	Brandon Whiting
LT	Tra Thomas	LDT	Corey Simon
LG	John Welbourn	RDT	Darwin Walker
C	Hank Fraley	RDE	N.D. Kalu
RG	Bobbie Williams	WILL	Nate Wayne
RT	Jon Runyan	MLB	Mark Simoneau
TE	Chad Lewis	SAM	Carlos Emmons
WR	James Thrash	LCB	Troy Vincent
QB	Donovan McNabb	RCB	Lito Sheppard (9)
RB	Brian Westbrook (8)		Bobby Taylor (7)
	Correll Buckhalter (5)	SS	Michael Lewis
	Duce Staley (4)	FS	Clinton Hart (9)
FB	Jon Ritchie		Brian Dawkins (7)

Passing	Att	Cmp	Yds	Cmp%	Yds/Att	TD	TD%	Int	Int%	Lg	Sk/Lost	Rat
McNabb	478	275	3216	57.5	6.73	16	3.3	11	2.3	59	43/253	79.6
Detmer	5	3	32	60.0	6.40	0	0.0	0	0.0	15	0/0	78.8
Mitchell	1	1	25	100.0	25.00	1	100.0	0	0.0	25t	0/0	158.3
Eagles	484	279	3273	57.6	6.76	17	3.5	11	2.3	59	43/253	80.5
Opponents	559	337	3484	60.3	6.23	17	3.0	13	2.3	60t	38/248	78.7

2004 EAGLES STATISTICS



Record: 13-3, 1st in NFC East
Head Coach: Andy Reid

S-12	W	31-17	NY Giants	67,532
S-20	W	27-16	Minnesota	67,676
S-26	W	30-13	at Detroit	62,472
O-03	W	19-9	at Chicago	61,894
O-17	W	30-8	Carolina	67,707
O-24	W	34-31	at Cleveland (OT)	73,394
O-31	W	15-10	Baltimore	67,715
N-07	L	3-27	at Pittsburgh	64,975
N-15	W	49-21	at Dallas	64,190
N-21	W	28-6	Washington	67,720
N-28	W	27-6	at NY Giants	78,830
D-05	W	47-17	Green Bay	67,723
D-12	W	17-14	at Washington	90,089
D-19	W	12-7	Dallas	67,723
D-27	L	7-20	at St. Louis	66,129
J-02	L	10-38	Cincinnati	67,074
NFC DIVISIONAL PLAYOFF				
J-16	W	27-14	Minnesota	67,722
NFC CHAMPIONSHIP				
J-23	W	27-10	Atlanta	67,717
SUPER BOWL XXXIX				
F-06	L	21-24	New England	78,125

TEAM STATS

	EAGLES	OPP
Total First Downs	301	299
Rushing	87	101
Passing	188	165
Penalty	26	33
3rd Down: Made/Att	72/195	82/229
3rd Down Pct.	36.9	35.8
4th Down: Made/Att	0/4	9/19
4th Down Pct.	0.0	47.4
Possession Avg.	28:26	31:34
Total Net Yards	5618	5115
Avg. Per Game	351.1	319.7
Total Plays	960	1039
Avg. Per Play	5.9	4.9
Net Yards Rushing	1639	1903
Avg. Per Game	102.4	118.9
Total Rushes	376	442
Net Yards Passing	3979	3212
Avg. Per Game	248.7	200.8
Sacked/Yards Lost	37/229	47/263
Gross Yards	4208	3475
Att./Completions	547/336	550/334
Completion Pct.	61.4	60.7
Had Intercepted	11	17
Punts/Average	73/42.0	89/42.5
Net Punting Avg.	73/37.1	89/35.4
Penalties/Yards	124/952	119/1001
Fumbles/Ball Lost	17/11	29/11
Touchdowns	44	30
Rushing	10	13
Passing	32	16
Returns	2	1

Sacks: Kears 7.5, Rayburn 6.0, Simon 5.5, Walker 4.5, Brown 3.0, Dawkins 3.0, Douglas 3.0, Burgess 2.5, McDougle 2.0, Simoneau 1.5, Green 1.0, Reese 1.0, Sheppard 1.0, Trotter 1.0, Wayne 1.0, Wynn 1.0, Jones 0.5, **Eagles 47.0, Opponents 37.0**

Leading Tacklers: M.Lewis 129, Dawkins 95, Brown 94, Jones 90, Trotter 80, Simoneau 60, Sheppard 59, Adams 54, Walker 47, Rayburn 46

Rushing	No.	Yds	Avg	Lg	TD
Westbrook	177	812	4.6	50	3
Levens	94	410	4.4	45	4
McNabb	41	220	5.4	28	3
Mahe	23	91	4.0	22	0
McCoo	9	54	6.0	12	0
Tapeh	12	42	3.5	10	0
G. Lewis	4	16	4.0	11	0
Blake	3	6	2.0	8	0
Owens	3	-5	-1.7	6	0
Detmer	10	-7	-7	2	0
Eagles	376	1639	4.4	50	10
Opponents	442	1903	4.3	72t	13

Receiving	No.	Yds	Avg	Lg	TD
Owens	77	1200	15.6	59t	14
Westbrook	73	703	9.6	50	6
Pinkston	36	676	18.8	80	1
Smith	34	377	11.1	31	5
C. Lewis	29	267	9.2	21	3
Mitchell	22	377	17.1	60	2
G. Lewis	17	183	10.8	25	0
Mahe	14	123	8.8	30	0
Levens	9	92	10.2	23	0
Parry	9	75	8.3	22	0
Bartrum	5	45	9.0	17	1
Ritchie	4	36	9.0	11	0
McMullen	3	24	8.0	15	0
McCoo	2	15	7.5	8	0
Tapeh	2	15	7.5	13	0
Eagles	336	4208	12.5	80	32
Opponents	334	3475	10.4	52	16

INTs	No.	Yds	Avg	Lg	TD
Sheppard	5	172	34.4	101t	2
Dawkins	4	40	10.0	32	0
Brown	2	33	16.5	33	0
Reese	2	22	11.0	15	0
Hood	1	20	20.0	20	0
Jones	1	0	0.0	0	0
M.Lewis	1	0	0.0	0	0
Mikell	1	0	0.0	0	0
Eagles	17	287	16.9	101t	2
Opponents	11	140	12.7	41	1

Punt Returns	Ret	FC	Yds	Avg	Lg	TD
Wynn	18	7	194	10.8	40	0
Mahe	19	8	109	5.7	25	0
Sheppard	2	5	42	21.0	39	0
Reed	0	0	18	--	18	0
Westbrook	2	0	14	7.0	14	0
Eagles	41	20	377	9.2	40	0
Opponents	34	13	221	6.5	25	0

Kickoff Returns	No.	Yds	Avg	Lg	TD
Reed	33	761	23.1	66	0
Hood	15	336	22.4	45	0
Mahe	3	44	14.7	22	0
G.Lewis	2	28	14.0	15	0
Parry	2	24	12.0	14	0
Wynn	1	21	21.0	21	0
Eagles	56	1214	21.7	66	0
Opponents	73	1693	23.2	73	0

Passing	Att	Cmp	Yds	Cmp%	Yds/Att	TD	TD%	Int	Int%	Lg	Sk/Lost	Rat
McNabb	469	300	3875	64.0	8.26	31	6.6	8	1.7	80	32/192	104.7
Detmer	40	18	207	45.0	5.18	0	0.0	2	5.0	31	2/16	40.3
Blake	37	18	126	48.6	3.41	1	2.7	1	2.7	21	2/17	54.6
Bartrum	1	0	0	0.0	0.00	0	0.0	0	0.0	0	0/0	39.6
Westbrook	0	0	0	---	---	0	---	0	---	---	1/4	---
Eagles	547	336	4208	61.4	7.69	32	5.9	11	2.0	80	37/229	96.4
Opponents	550	334	3475	60.7	6.32	16	2.9	17	3.1	52	47/263	75.8

Score By Periods	Q1	Q2	Q3	Q4	OT	Pts
Eagles	100	121	79	83	3	386
Opponents	54	83	41	82	0	260

Scoring	TD	Ru	Pa	Rt	PAT	FG	2Pt	Pts
Akers	0	0	0	0	41/42	27/32	0	122
Owens	14	0	14	0			0	84
Westbrook	9	3	6	0			0	54
Smith	5	0	5	0			0	30
Levens	4	4	0	0			0	24
C. Lewis	3	0	3	0			0	18
McNabb	3	3	0	0			0	18
Mitchell	2	0	2	0			0	12
Sheppard	2	0	0	2			0	12
Bartrum	1	0	1	0			0	6
Pinkston	1	0	1	0			0	6
Eagles	44	10	32	2	41/42	27/32	0	386
Opponents	30	13	16	1	27/27	17/24	1	260

2-Pt. Conversions: Eagles 0-2, Opponents 1-3

Field Goals	1-19	20-29	30-39	40-49	50+
Akers	0/0	4/4	6/7	15/18	2/3
Eagles	0/0	4/4	6/7	15/18	2/3
Opponents	1/1	5/5	5/7	4/9	2/2

Akers: [45G,53N] [37G,47G] [26G,47G,39G] [51G,42G,42G, 40G,39N,45N] [48G,34G,43G] [38G,50G] [20G,41G,43G] [33G] [] [] [47G,42G] [22G,45G,47G, 22G] [48N,38G] [] [] [45N,46G]
Opponents: [53G] [42G,19G,39G,44N] [] [25G] [] [38G] [44G] [33N,42G,31G] [] [35G,24G,48N] [22G, 31G] [40G] [43N] [46N] [44N,28G,29G] [37N,50G]

Punting	No	Yds	Avg	Net	TB	Lg	B
Johnson	72	3032	42.1	37.4	6	62	0
Akers	1	36	36.0	16.0	1	36	0
Eagles	73	3068	42.0	37.1	7	62	0
Opponents	89	3785	42.5	35.4	13	68	1

Pro Bowl Selections: K David Akers, FS Brian Dawkins, SS Michael Lewis, QB Donovan McNabb, WR Terrell Owens, ST/LB Ike Reese, CB Lito Sheppard, T Tra Thomas, LB Jeremiah Trotter, RB Brian Westbrook

USUAL STARTERS

WR	Todd Pinkston	LDE	Jevon Kearse
LT	Tra Thomas	LDT	Corey Simon
LG	Artis Hicks	RDT	Darwin Walker
C	Hank Fraley	RDE	Derrick Burgess
RG	Jermame Mayberry	WILL	Mark Simoneau (6)
RT	Jon Runyan		Nate Wayne (7)
TE	Chad Lewis (9)	MLB	Jeremiah Trotter (9)
	L.J. Smith (8)		Mark Simoneau (7)
WR	Terrell Owens	SAM	Dhani Jones
WR	Freddie Mitchell (9)	LCB	Lito Sheppard
QB	Donovan McNabb	RCB	Sheldon Brown
RB	Brian Westbrook	SS	Michael Lewis
FB	Josh Parry (4)	FS	Brian Dawkins

2006 EAGLES STATISTICS



Record: 10-6, 1st in NFC East Head Coach: Andy Reid

S-10	W	24-10	at Houston	70,180
S-17	L	24-30	NY Giants (OT)	69,241
S-24	W	38-24	at San Francisco	68,166
O-02	W	31-9	Green Bay	69,222
O-08	W	38-24	Dallas	69,268
O-15	L	24-27	at New Orleans	68,269
O-22	L	21-23	at Tampa Bay	65,808
O-29	L	6-13	Jacksonville	69,249
N-12	W	27-3	Washington	69,143
N-19	L	13-31	Tennessee	69,232
N-26	L	21-45	at Indianapolis	57,296
D-04	W	27-24	Carolina	69,098
D-10	W	21-19	at Washington	84,164
D-17	W	36-22	at NY Giants	78,657
D-25	W	23-7	at Dallas	62,839
D-31	W	24-17	Atlanta	69,341
NFC WILD CARD				
J-07	W	23-20	NY Giants	69,094
NFC DIVISIONAL PLAYOFF				
J-13	L	24-27	at New Orleans	70,001

TEAM STATS

	EAGLES	OPP
Total First Downs	312	314
Rushing	106	126
Passing	189	154
Penalty	17	34
3rd Down: Made/Att	88/209	83/222
3rd Down Pct.	42.1	37.4
4th Down: Made/Att	5/11	10/21
4th Down Pct.	45.5	47.6
Possession Avg.	28:38	31:22
Total Net Yards	6103	5249
Avg. Per Game	381.4	328.1
Total Plays	988	1054
Avg. Per Play	6.2	5.0
Net Yards Rushing	1984	2182
Avg. Per Game	124.0	136.4
Total Rushes	416	489
Net Yards Passing	4119	3067
Avg. Per Game	257.4	191.7
Sacked/Yards Lost	28/190	40/300
Gross Yards	4309	3367
Att./Completions	544/323	525/309
Completion Pct.	59.4	58.9
Had Intercepted	9	19
Punts/Average	78/42.6	82/43.5
Net Punting Avg.	78/34.9	82/37.2
Penalties/Yards	112/983	96/807
Fumbles/Ball Lost	26/15	25/10
Touchdowns	49	36
Rushing	13	12
Passing	31	17
Returns	5	7

<u>Rushing</u>	<u>No.</u>	<u>Yds</u>	<u>Avg</u>	<u>Lg</u>	<u>TD</u>
Westbrook	240	1217	5.1	71t	7
Buckhalter	83	345	4.2	20	2
McNabb	32	212	6.6	37	3
Garcia	25	87	3.5	12	0
Moats	22	69	3.1	13	0
R.Brown	3	24	8.0	15t	1
Mahe	4	18	4.5	11	0
Tapeh	5	9	1.8	4	0
Feeley	1	3	3.0	3	0
Johnson	1	0	0.0	0	0
Eagles	416	1984	4.8	71t	13
Opponents	489	2182	4.5	70t	12
<u>Receiving</u>	<u>No.</u>	<u>Yds</u>	<u>Avg</u>	<u>Lg</u>	<u>TD</u>
Westbrook	77	699	9.1	52t	4
Smith	50	611	12.2	65	5
R.Brown	46	816	17.7	60t	8
Stallworth	38	725	19.1	84t	5
G.Lewis	24	348	14.5	45t	2
Buckhalter	24	256	10.7	55t	1
Baskett	22	464	21.1	89t	2
Tapeh	16	85	5.3	15	1
Schobel	14	214	15.3	60	2
Avant	7	68	9.7	18	1
Mahe	5	23	4.6	8	0

Eagles	323	4309	13.3	89t	31
Opponents	309	3367	10.9	75	17

INTs	No.	Yds	Avg	Lg	TD
Sheppard	6	157	26.2	102t	1
Dawkins	4	38	9.5	38	0
M.Lewis	2	105	52.5	84t	1
S.Brown	1	70	70.0	70t	1
T.Cole	1	19	19.0	19t	1
Trotter	1	17	17.0	17	0
Gaither	1	16	16.0	16	0
Considine	1	12	12.0	12	0
Walker	1	6	6.0	6	0
Ramsey	1	-12	-12.0	-12	0
Eagles	19	428	22.5	102t	4
Opponents	9	250	27.8	66t	2

Punt Returns	Ret	FC	Yds	Avg	Lg	TD
Mahe	18	12	169	9.4	23	0
Wynn TM	13	5	131	10.1	22	0
Westbrook	5	3	39	7.8	13	0
Eagles	36	20	339	9.4	23	0
Opponents	41	13	380	9.3	90t	1

Kickoff Returns	No.	Yds	Avg	Lg	TD
Mahe	30	667	22.2	64	0
Perry	3	57	19.0	24	0
G.Lewis	2	46	23.0	28	0
Moats	2	43	21.5	23	0
Schobel	2	13	6.5	11	0
Sheppard	1	16	16.0	16	0
Eagles	58	1204	20.8	64	0
Opponents	71	1647	23.2	41	0

Sacks: T. Cole 8, J. Thomas 6, Walker 6, Howard 5, Kearse 3.5, M. Lewis 2, M. McCoy 2, Considine 1.5, Patterson 1.5, Dawkins 1, Gaither 1, Hood 1, McDougle 1, Jones 0.5, **Eagles 40, Opponents 28**

Passing	Att	Cmp	Yds	Cmp%	Yds/Att	TD	TD%	Int	Int%	Lg	Sk/Lost	Rate
McNabb	316	180	2647	57.0	8.38	18	5.7	6	1.9	87t	21/140	95.5
Garcia	188	116	1309	61.7	6.96	10	5.3	2	1.1	65	6/40	95.8
Feeley	38	26	342	68.4	9.00	3	7.9	0	0.0	89t	1/10	122.9
Akers	1	1	11	100.0	11.00	0	0.0	0	0.0	11	0/0	112.5
Baskett	1	0	0	0.0	0.00	0	0.0	1	100.0	--	0/0	0.0
Eagles	544	323	4309	59.4	7.92	31	5.7	9	1.7	89t	28/190	96.7
Opponents	525	309	3367	58.9	6.41	17	3.2	19	3.6	75	40/300	73.6

Score By Periods	Q1	Q2	Q3	Q4	OT	Pts
Eagles	75	109	96	118	0	398
Opponents	79	86	61	96	6	328

Scoring	TD	Ru	Pa	Rt	PAT	FG	2Pt	Pts
Akers	0	0	0	0	48/48	18/23	0	102
Westbrook	11	7	4	0			0	66
R.Brown	9	1	8	0			0	54
Smith	5	0	5	0			1	32
Stallworth	5	0	5	0			0	30
Buckhalter	3	2	1	0			0	18
McNabb	3	3	0	0			0	18
Baskett	2	0	2	0			0	12
G.Lewis	2	0	2	0			0	12
Schobel	2	0	2	0			0	12
Avant	1	0	1	0			0	6
S.Brown	1	0	0	1			0	6
T.Cole	1	0	0	1			0	6
M.Lewis	1	0	0	1			0	6
Patterson	1	0	0	1			0	6
Sheppard	1	0	0	1			0	6
Tapeh	1	0	1	0			0	6
Eagles	49	13	31	5	48/48	18/23	1	398
Opponents	36	12	17	7	34/34	26/28	0	328

2-Pt. Conversions: Eagles 1-1, Opponents 0-1

Field Goals	1-19	20-29	30-39	40-49	50+
Akers	0/0	9/10	3/5	6/8	0/0
Eagles	0/0	9/10	3/5	6/8	0/0
Opponents	0/0	4/4	11/11	9/10	2/3

Akers: [42G] [49N,37G] [21G,39N] [40G] [27G] [47G] [] [25G,28G] [37G,25G] [42G,38G] [36N] [28G,25G] [] [48N] [25G,45G,21G] [41G,23N]

Opponents: [34G] [35G] [48G] [23G,54G,46G,54N] [39G] [39G,31G] [30G,44G,62G] [40G,27G] [48N,32G] [36G] [44G] [45G] [31G,45G,32G,35G] [47G,23G,24G] [] [45G]

Punting	No	Yds	Avg	Net	TB	Lg	B
Johnson	78	3326	42.6	34.9	11	60	0
Eagles	78	3326	42.6	34.9	11	60	0
Opponents	82	3566	43.5	37.2	9	61	0

Leading Tacklers: Trotter 161, Dawkins 155, Considine 107, Jones 93, M.Lewis 87, Cole 84, Patterson 82, McCoy 81, Barber 60, S.Brown 59

Pro Bowl Selections: RG Shawn Andrews, FS Brian Dawkins, CB Lito Sheppard

USUAL STARTERS

WR	Donté Stallworth (11)	LDE	Trent Cole (10)
LT	Tra Thomas	LDT	Mike Patterson
LG	Todd Herremans	RDT	Darwin Walker
C	Jamaal Jackson	RDE	Darren Howard
RG	Shawn Andrews	WILL	Matt McCoy (10)
RT	Jon Runyan		Omar Gaither (5)
TE	L.J. Smith	MLB	Jeremiah Trotter
WR	Reggie Brown	SAM	Dhani Jones
QB	Donovan McNabb (10)	LCB	Lito Sheppard
	Jeff Garcia(6)	RCB	Sheldon Brown
RB	Brian Westbrook	SS	Sean Considine (10)
FB	Thomas Tapeh (8)		Michael Lewis (6)
		FS	Brian Dawkins

2007 EAGLES STATISTICS



Record: 8-8, 4th in NFC East					
Head Coach: Andy Reid					
S-09	L	13-16	at Green Bay	70,598	
S-17	L	12-20	Washington	67,726	
S-23	W	56-21	Detroit	67,570	
S-30	L	3-16	at NY Giants	78,862	
O-14	W	16-9	at NY Jets	77,189	
O-21	L	16-19	Chicago	67,806	
O-28	W	23-16	at Minnesota	63,019	
N-04	L	17-38	Dallas	67,688	
N-11	W	33-25	at Washington	90,218	
N-18	W	17-7	Miami	68,934	
N-25	L	28-31	at New England	68,756	
D-02	L	24-28	Seattle	68,445	
D-09	L	13-16	NY Giants	68,594	
D-16	W	10-6	at Dallas	63,777	
D-23	W	38-23	at New Orleans	70,011	
D-30	W	17-9	Buffalo	68,594	

TEAM STATS	EAGLES	OPP
Total First Downs	323	279
Rushing	118	80
Passing	186	177
Penalty	19	22
3rd Down: Made/Att	97/229	81/218
3rd Down Pct.	42.4%	37.2%
4th Down: Made/Att	9/15	3/13
4th Down Pct.	60.0%	23.1%
Possession Avg.	30:56	29:04
Total Net Yards	5729	4982
Avg. Per Game	358.1	311.4
Total Plays	1047	979
Avg. Per Play	5.5	5.1
Net Yards Rushing	1974	1533
Avg. Per Game	123.4	95.8
Total Rushes	421	403
Net Yards Passing	3755	3449
Avg. Per Game	234.7	215.6
Sacked/Yards Lost	49/250	37/244
Gross Yards	4005	3693
Att./Completions	577/350	539/312
Completion Pct.	60.7%	57.9%
Had Intercepted	15	11
Punts/Average	73/42.0	76/41.6
Net Punting Avg.	34.5	35.8
Penalties/Yards	83/649	81/616
Fumbles/Ball Lost	24/12	16/8
Touchdowns	38	30
Rushing	12	10
Passing	24	16
Returns	2	4

Rushing	No.	Yds	Avg	Lg	TD
Westbrook	278	1333	4.8	36	7
Buckhalter	62	313	5.0	30t	4
McNabb	50	236	4.7	40	0
R.Brown	5	36	7.2	12	0
Feeley	7	23	3.3	7	0
Tapeh	5	18	3.6	11	0
Hunt	10	16	1.6	4	1
Avant	1	1	1.0	1	0
Kolb	3	-2	-0.7	0	0
Eagles	421	1974	4.7	40	12
Opponents	403	1533	3.8	56	10

Receiving	No.	Yds	Avg	Lg	TD
Westbrook	90	771	8.6	57t	5
Curtis	77	1110	14.4	75t	6
R.Brown	61	780	12.8	45t	4
Avant	23	267	11.6	31	2
Smith	22	236	10.7	26	1
Celek	16	178	11.1	29	1
Baskett	16	142	8.9	25	1
G.Lewis	13	265	20.4	50	3
Buckhalter	12	87	7.3	14	0
Schobel	11	108	9.8	18	1
Tapeh	8	50	6.3	9	0
Mahe	1	11	11.0	11	0
Eagles	350	4005	11.4	75t	24
Opponents	312	3693	11.8	91t	16

INTs	No.	Yds	Avg	Lg	TD
S.Brown	3	3	1.0	3	0
Sheppard	2	25	12.5	16	0
Gaither	1	49	49.0	49	0
Mikell	1	20	20.0	20	0
Bradley	1	13	13.0	13	0
Dawkins	1	1	1.0	1	0
James	1	0	0.0	0	0
Considine	1	0	0.0	0	0
Eagles	11	111	10.1	49	0
Opponents	15	198	13.2	49	1

Punt Returns	Ret	FC	Yds	Avg	Lg	TD
Mahe	31	11	249	8.0	32	0
Westbrook	4	0	79	19.8	64	0
G.Lewis	4	1	4	1.0	5	0
Reed	2	0	8	4.0	8	0
Graham	1	0	0	0.0	0	0
Eagles	42	12	340	8.1	64	0
Opponents	36	14	409	11.4	87t	1

Kickoff Returns	No.	Yds	Avg	Lg	TD
Buckhalter	37	798	21.6	35	0
Reed	31	701	22.6	34	0
Mahe	1	19	19.0	19	0
Reagoe	1	14	14.0	14	0
G.Lewis	1	3	3.0	3	0
Baskett	0	4	--	4	0
Eagles	71	1539	21.7	35	0
Opponents	69	1536	22.3	51	0

Leading Tacklers: Gaither 170, Spikes 139, Patterson 114, Cole 103, Mikell 98, Gocong 92, Bunkley 75, S.Brown 75, J.Thomas 63, Dawkins 51

Passing	Att	Cmp	Yds	Cmp%	Yds/Att	TD	TD%	Int	Int%	Lg	Sk/Lost	Rat
McNabb	473	291	3324	61.5	7.0	19	4.0	7	1.5	75t	44/227	89.8
Feeley	103	59	681	57.3	6.6	5	4.9	8	7.8	47	3/10	61.2
G.Lewis	1	0	0	0.0	0.0	0	0.0	0	0.0	0	0/0	39.6
Kolb	0	0	0	--	--	0	--	0	--	--	2/13	--
Eagles	577	350	4005	60.7	6.9	24	4.2	15	2.6	75t	49/250	84.6
Opponents	539	312	3693	57.9	6.9	16	3.0	11	2.0	91t	37/244	80.3

Score By Periods	Q1	Q2	Q3	Q4	OT	Pts
Eagles	100	97	69	70	0	336
Opponents	86	95	64	55	0	300

Scoring	TD	Ru	Pa	Rt	PAT	FG	2Pt	Pts
Akers	0	0	0	0	36/36	24/32	0	108
Westbrook	12	7	5	0			0	72
Curtis	8	0	6	2			0	48
R.Brown	4	0	4	0			0	24
Buckhalter	4	4	0	0			0	24
G.Lewis	3	0	3	0			0	18
Avant	2	0	2	0			0	12
Baskett	1	0	1	0			0	6
Celek	1	0	1	0			0	6
Hunt	1	1	0	0			0	6
Schobel	1	0	1	0			0	6
L.Smith	1	0	1	0			0	6
Eagles	38	12	24	2	36/36	24/32	0	336
Opponents	30	10	16	4	27/29	31/38	0	300

2-Pt. Conversions: Eagles 0-2, Opponents 0-1

Field Goals	1-19	20-29	30-39	40-49	50+
Akers	0/0	12/12	10/10	1/6	1/4
Eagles	0/0	12/12	10/10	1/6	1/4
Opponents	1/1	13/13	10/13	5/9	2/2

Akers: (33G, 47G) (24G, 39G, 26G, 22G) (I) (42N, 53G) (22G, 41N, 41N, 31G, 25G) (24G, 33G, 37G) (20G, 59N, 27G, 25G) (36G) (53N) (34G) (41G, 48N) (29G, 39G, 57N) (47N, 21G) (24G) (38G)

Opponents: (53G, 37G, 42G) (35G, 37G) (46N) (34N, 29G) (30G, 44N, 21G, 30G) (39N, 31G, 22 G, 41G, 45G) (39G, 32G, 48G) (22G) (23G, 21G) (47N) (23G, 32N) (40N) (19G, 23G, 23G) (33G, 23G) (55G, 35G, 46G) (29G, 23G, 22G)

Punting	No	Yds	Avg	Net	TB	Lg	B
Rocca	73	3066	42.0	34.5	7	65	0
Eagles	73	3066	42.0	34.5	7	65	0
Opponents	76	3162	41.6	35.8	5	61	0

Sacks: T.Cole 12.5, J.Thomas 5.0, Patterson 4.0, Kearse 3.5, Bunkley 3.0, Bradley 1.0 Spikes 1.0, Mikell 1.0, Reagor 1.0, Howard 1.0, Hanson 1.0, Gocong 1.0, Team 2.0, **Eagles: 37.0, Opponents: 48.0**

Fumbles Lost: D.McNabb 5, B.Westbrook 1, J.Jackson 1, G.Lewis 1, Q.Mikell 1, L.Smith 1, J.Reed 1, K.Kolb 1

Total: 12

Opponent Fumble Recoveries: J.Thomas 2, Q.Mikell 1, J.Hanson 1, M.Patterson 1, T.Cole 1, B.Bunkley 1, J.Kearse 1 **Total: 8**

Pro Bowl Selections: RG Shawn Andrews, RB Brian Westbrook

USUAL STARTERS			
WR	Kevin Curtis	LDE	Jevon Kearse (8)
LT	William Thomas		Juqua Thomas (7)
LG	Todd Herremans	LDT	Mike Patterson
C	Jamaal Jackson	RDT	Brodrick Bunkley
RG	Shawn Andrews	RDE	Trent Cole
RT	Jon Runyan	WILL	Takeo Spikes
TE	L.J. Smith	MLB	Omar Gaither
WR	Reggie Brown	SAM	Chris Gocong
QB	Donovan McNabb	LCB	Lito Sheppard
RB	Brian Westbrook	RCB	Sheldon Brown
FB	Thomas Tapeh	SS	Sean Considine (8)
			Quintin Mikell (6)
		FS	Brian Dawkins (10)
			Quintin Mikell (5)

2008 EAGLES STATISTICS



Record: 9-6-1, 2nd in NFC East					
Head Coach: Andy Reid					
S-07	W	38-3	St. Louis	69,144	
S-15	L	37-41	at Dallas	63,472	
S-21	W	15-6	Pittsburgh	69,144	
S-28	L	20-24	at Chicago	62,099	
O-05	L	17-23	Washington	69,144	
O-12	W	40-26	at San Francisco	67,640	
O-26	W	27-14	Atlanta	69,144	
N-02	W	26-7	at Seattle	68,055	
N-09	L	31-36	NY Giants	69,144	
N-16	T	13-13	at Cincinnati (OT)	64,633	
N-23	L	7-36	at Baltimore	71,379	
N-27	W	48-20	Arizona	64,144	
D-07	W	20-14	at NY Giants	79,003	
D-15	W	30-10	Cleveland	69,144	
D-21	L	3-10	at Washington	82,412	
D-28	W	44-6	Dallas	69,144	
NFC WILD CARD					
J-04	W	26-14	at Minnesota	61,746	
NFC DIVISIONAL PLAYOFF					
J-11	W	23-11	at NY Giants	79,193	
NFC CHAMPIONSHIP					
J-18	L	25-32	at Arizona	70,650	

TEAM STATS	EAGLES	OPP
Total First Downs	318	248
Rushing	94	79
Passing	204	144
Penalty	20	25
3rd Down: Made/Att	93/225	73/227
3rd Down Pct.	41.3%	32.2%
4th Down: Made/Att	4/9	5/14
4th Down Pct.	44.4%	35.7%
Possession Avg.	30:55	29:05
Total Net Yards	5608	4388
Avg. Per Game	350.5	274.3
Total Plays	1056	994
Avg. Per Play	5.3	4.4
Net Yards Rushing	1697	1475
Avg. Per Game	106.1	92.2
Total Rushes	427	421
Net Yards Passing	3911	2913
Avg. Per Game	244.4	182.1
Sacked/Yards Lost	23/149	48/312
Gross Yards	4060	3225
Attempts/Completions	606/362	525/284
Completion Pct.	59.7%	54.1%
Had Intercepted	16	15
Punts/Average	78/42.7	101/42.5
Net Punting Avg.	37.9	36.5
Penalties/Yards	74/635	80/593
Fumbles/Ball Lost	16/10	26/14
Touchdowns	45	31
Rushing	15	7
Passing	23	19
Returns	7	5

Sacks: Howard 10.0, T.Cole 9.0, Parker 5.0, Clemons 4.0, Dawkins 3.0, Gaither 2.5, Mikell 2.0, Gocong 2.0, Abiamiri 2.0, Klecko 2.0, Bunkley 2.0, Demps 1.0, Hanson 1.0, S.Brown 1.0, Bradley 1.0, Patterson 0.5

Eagles: 48.0, Opponents: 23.0

Leading Tacklers: Mikell 169, Bradley 151, Dawkins 142, T.Cole 98, Patterson 86, Bunkley 82, Parker 76, Gaither 63, Gocong 61, S.Brown 55

Fumbles Lost: McNabb 5, D.Jackson 2, Demps 1, Westbrook 1, Hunt 1 **Total: 10**

Opponent Fumble Recoveries: Clemons 2, Gaither 2, Jordan 2, TLaws 1, Bradley 1, Dawkins 1, Howard 1, Hanson 1, Patterson 1, Bunkley 1, Gocong 1 **Total: 14**

Rushing	No.	Yds	Avg	Lg	TD
Westbrook	233	936	4.0	39t	9
Buckhalter	76	369	4.9	33	2
McNabb	39	147	3.8	17	2
D.Jackson	17	96	5.6	21	1
Eckel	24	79	3.3	14	0
Booker	20	53	2.7	8	0
Hunt	4	9	2.3	6	1
R.Brown	1	6	6.0	6	0
Kolb	13	2	0.2	8	0
Eagles	427	1697	4.0	39t	15
Opponents	421	1475	3.5	28	7
Receiving	No.	Yds	Avg	Lg	TD
D.Jackson	62	912	14.7	60	2
Westbrook	54	402	7.4	47	5
Smith	37	298	8.1	25	3
Baskett	33	440	13.3	90t	3
Curtis	33	390	11.8	32	2
Avant	32	377	11.8	31	2
Celek	27	318	11.8	44	1
Buckhalter	26	324	12.5	59	2
Lewis	19	247	13.0	52	1
R.Brown	18	252	14.0	40	1
Hunt	6	42	7.0	18	0
Klecko	6	36	6.0	12	0
Booker	6	11	1.8	8	0
Schobel	2	10	5.0	5	0
Herremans	1	1	1.0	1t	1
Eagles	362	4060	11.2	90t	23
Opponents	284	3225	11.4	90t	19

INTs	No.	Yds	Avg	Lg	TD
Samuel	4	64	16.0	50t	1
Mikell	3	53	17.7	41	0
Parker	1	55	55.0	55t	1
Dawkins	1	25	25.0	25	0
S.Brown	1	23	23.0	23	0
Patterson	1	21	21.0	21	0
Bradley	1	17	17.0	17	0
Hanson	1	13	13.0	13	0
Howard	1	8	8.0	8	0
Sheppard	1	0	0.0	0	0
Eagles	15	279	18.6	55t	2
Opponents	16	434	27.1	107t	2

Punt Returns	Ret	FC	Yds	Avg	Lg	TD
D.Jackson	50	16	440	8.8	68t	1
Lewis	1	0	6	6.0	6	0
Hanson	1	0	0	0.0	0	0
Eagles	52	16	446	8.6	68t	1
Opponents	41	12	296	7.2	45	0

Kickoff Returns	No.	Yds	Avg	Lg	TD
Demps	52	1314	25.3	100t	1
Lewis	3	43	14.3	31	0
Buckhalter	1	14	14.0	14	0
Avant	1	13	13.0	13	0
Klecko	1	12	12.0	12	0
D.Jackson	1	12	12.0	12	0
Abiamiri	1	3	3.0	3	0
Eagles	60	1411	23.5	100t	1
Opponents	75	1698	22.6	98t	1

Passing	Att	Cmp	Yds	Cmp%	Yds/Att	TD	TD%	Int	Int%	Lg	Sk/Lost	Ret
McNabb	571	345	3916	60.4	6.9	23	4.0	11	1.9	90t	23/149	86.4
Kolb	34	17	144	50.0	4.2	0	0.0	4	11.8	16	0/0	21.8
D.Jackson	1	0	0	0.0	0.0	0	0.0	1	100.0	0	0/0	0.0
Eagles	606	362	4060	59.7	6.7	23	3.8	16	2.6	90t	23/149	81.4
Opponents	525	284	3225	54.1	6.1	19	3.6	15	2.9	90t	48/312	72.9

Score By Periods	Q1	Q2	Q3	Q4	OT	Pts		
Eagles	85	150	73	108	0	416		
Opponents	53	100	49	87	0	289		
Scoring	TD	Ru	Pa	Rt	PAT	FG	2Pt	Pts
Akers	0	0	0	0	45/45	33/40	0	144
Westbrook	14	9	5	0			0	84
Buckhalter	4	2	2	0			0	24
D.Jackson	4	1	2	1			0	24
Smith	3	0	3	0			0	18
Baskett	3	0	3	0			0	18
Avant	2	0	2	0			0	12
Curtis	2	0	2	0			0	12
McNabb	2	2	0	0			0	12
R.Brown	1	0	1	0			0	6
Celek	1	0	1	0			0	6
Clemons	1	0	0	1			0	6
Demps	1	0	0	1			0	6
Gocong	1	0	0	1			0	6
Hanson	1	0	0	1			0	6
Herremans	1	0	1	0			0	6
Hunt	1	1	0	0			0	6
Lewis	1	0	1	0			0	6
Parker	1	0	0	1			0	6
Samuel	1	0	0	1			0	6
Team (safety)	0	0	0	0			0	2
Eagles	45	15	23	7	45/45	33/40	0	416
Opponents	31	7	19	5	29/29	24/28	0	289
* Opponents registered one safety								

* Opponents registered one safety

2-Pt. Conversions: Eagles 0-2, Opponents 0-1

Field Goals	1-19	20-29	30-39	40-49	50+
Akers	2/2	11/11	10/12	8/10	2/5
Eagles	2/2	11/11	10/12	8/10	2/5
Opponents	0/0	6/6	5/5	9/11	4/6
Akers: [23G] [34G, 44G, 22G] [31G, 31G] [50N, 47N, 24G, 31G] [50N, 23G] [19G, 54B, 38G, 25G, 28G] [36G, 18G] [40G, 24G, 42G, 39G] [29G] [42G, 27G] [] [42G, 41G] [51G, 32B, 34B, 34G] [24G, 34G, 34G] [22G] [40G, 50G, 41G, 40N]					
Opponents: [46G] [51G, 47G] [37G, 53G] [41G] [41G, 48G, 50G] [32G, 37G, 53G, 29G] [] [] [27G, 26G, 28G] [20G, 41G, 47N] [44G, 42G, 53N] [] [47B] [27G] [54N, 33G] [37G, 42]					

Punting	No	Yds	Avg	Net	TB	Lg	B
Rocca	77	3334	43.3	37.9	4	65	1
Eagles	78	3334	42.7	37.9	4	65	1
Opponents	101	4294	42.5	36.5	8	67	0

Pro Bowl Selections: FS Brian Dawkins, CB Asante Samuel

USUAL STARTERS			
WR	Kevin Curtis (8)	LDE	Juqua Parker
	Hank Baskett (5)	LDT	Mike Patterson
LT	William Thomas	RDT	Brodrick Bunkley
LG	Todd Herremans	RDE	Trent Cole
C	Jamaal Jackson	WILL	Omar Gaither (10)
RG	Max Jean-Gilles (10)		Akeem Jordam (6)
	Nick Cole (4)	MLB	Stewart Bradley
RT	Jon Runyan	SAM	Chris Gocong
TE	L.J. Smith	LCB	Asante Samuel
WR	DeSean Jackson	RCB	Sheldon Brown
QB	Donovan McNabb	SS	Quintin Mikell
RB	Brian Westbrook	FS	Brian Dawkins
FB	Thomas Tapeh		

2009 EAGLES STATISTICS



Record: 11-5, 2nd in NFC East
Head Coach: Andy Reid

S-13	W	38-10	at Carolina	73,599
S-20	L	22-48	New Orleans	69,144
S-27	W	34-14	Kansas City	69,144
O-11	W	33-14	Tampa Bay	69,144
O-18	L	9-13	at Oakland	49,642
O-26	W	27-17	at Washington	88,241
N-01	W	40-17	NY Giants	69,144
N-08	L	16-20	Dallas	69,144
N-15	L	23-31	at San Diego	68,879
N-22	W	24-20	at Chicago	62,421
N-29	W	27-24	Washington	69,144
D-06	W	34-7	at Atlanta	69,560
D-13	W	45-38	at NY Giants	78,780
D-20	W	27-13	San Francisco	69,144
D-27	W	30-27	Denver	69,144
J-03	L	0-24	at Dallas	100,621
NFC WILD CARD				
J-09	L	14-34	at Dallas	92,951

TEAM STATS

	EAGLES	OPP
Total First Downs	290	295
Rushing	87	81
Passing	182	179
Penalty	21	35
3rd Down: Made/Att	75/207	73/221
3rd Down Pct.	36.2%	33.0%
4th Down: Made/Att	6/14	17/30
4th Down Pct.	42.9%	56.7%
Possession Avg.	28:15	31:46
Total Net Yards	5726	5137
Avg. Per Game	357.9	321.1
Total Plays	975	1037
Avg. Per Play	5.9	5.0
Net Yards Rushing	1637	1675
Avg. Per Game	102.3	104.7
Total Rushes	384	413
Net Yards Passing	4089	3462
Avg. Per Game	255.6	216.4
Sacked/Yards Lost	38/291	44/316
Gross Yards	4380	3778
Attempts/Completions	553/335	580/354
Completion Pct.	60.6%	61.0%
Had Intercepted	13	25
Punts/Average	76/42.4	80/45.1
Net Punting Avg.	38.3	37.2
Penalties/Yards	115/951	104/789
Fumbles/Ball Lost	23/10	25/13
Touchdowns	47	39
Rushing	14	11
Passing	27	27
Returns	6	1

Sacks: T.Cole 12.5, J.Parker 8.0, D.Howard 6.5, C. Clemons 3.0, J.Babin 2.5, V.Abi-ami 2.0, M.Patterson 1.5, O.Gaither 1.5, C.Gocong 1.0, A.Jordan 1.0, B.Bunkley 1.0, S.Jones 1.0, W.Witherspoon 1.0, A.Dixon 1.0, J.Hanson 0.5 **Eagles: 44.0, Opponents: 38.0**

Pro Bowl Selections: K David Akers, DE Trent Cole, LS Jon Dorenbos, WR/KR DeSean Jackson, QB Donovan McNabb, S Quintin Mikell T Jason Peters, CB Asante Samuel, FB Leonard Weaver

Rushing	No.	Yds	Avg	Lg	TD
L.McCoy	155	637	4.1	66t	4
L.Weaver	70	323	4.6	41t	2
B.Westbrook	61	274	4.5	25	1
D.McNabb	37	140	3.8	27	2
D.Jackson	11	137	12.5	67t	1
M.Vick	24	95	4.0	34	2
E.Buckley	15	44	2.9	9	1
K.Kolb	5	-1	-0.2	5	1
J.Garcia	3	-2	-0.7	0	0
R.Brown	1	-3	-3.0	-3	0
J.Maclin	2	-7	-3.5	-1	0
Eagles	384	1637	4.3	67t	14
Opponents	413	1675	4.1	72	11

Receiving	No.	Yds	Avg	Lg	TD
B.Celek	76	971	12.8	47t	8
D.Jackson	63	1167	18.5	71t	9
J.Maclin	55	762	13.9	56	4
J.Avant	41	587	14.3	58	3
L.McCoy	40	308	7.7	45	0
B.Westbrook	25	181	7.2	34	1
L.Weaver	15	140	9.3	59	2
R.Brown	9	155	17.2	43	0
K.Curtis	6	77	12.8	19	0
A.Smith	3	25	8.3	11	0
H.Baskett	1	6	6.0	6	0
D.McNabb	1	1	1.0	1	0
Eagles	335	4380	13.1	71t	27
Opponents	354	3778	10.7	86t	27

INTs	No.	Yds	Avg	Lg	TD
A.Samuel	9	117	13.0	37	0
S.Brown	5	152	30.4	83t	1
S.Jones	2	37	18.5	37	0
Q.Mikell	2	16	8.0	16	0
A.Jordan	2	14	7.0	11	0
J.Hanson	2	8	4.0	6	0
Q.Demps	1	12	12.0	12	0
W.Witherspoon	1	9	9.0	9t	1
T.White	1	5	5.0	5	0
Eagles	25	370	14.8	83t	2
Opponents	13	131	10.1	97t	1

Punt Returns	Ret	FC	Yds	Avg	Lg	TD
D.Jackson	29	15	441	15.2	85t	2
J.Maclin	6	4	30	5.0	27	0
Eagles	35	19	471	13.5	85t	2
Opponents	39	15	229	5.9	26	0

Kickoff Returns	No.	Yds	Avg	Lg	TD
E.Hobbs	20	481	24.1	63	0
V.Harris	19	394	20.7	32	0
J.Maclin	7	124	17.7	28	0
Q.Demps	6	155	25.8	48	0
L.Weaver	2	33	16.5	18	0
A.Smith	1	4	4.0	4	0
J.Babin	2	0	0.0	0	0
D.Jackson	1	0	0.0	0	0
Eagles	58	1191	20.5	63	0
Opponents	81	1907	23.5	52	0

Leading Tacklers: Mikell 122, T.Cole 93, Jordan 82, Jones 72, M.Patterson 71, Witherspoon 68, S.Brown 68, Bunkley 58, Gocong 50

Passing	Att	Cmp	Yds	Cmp%	Yds/Att	TD	TD%	Int	Int%	Lg	Sk/Lost	Rate
D.McNabb	443	267	3553	60.3	8.0	22	5.0	10	2.3	60t	35/264	92.9
K.Kolb	96	62	741	64.6	7.7	4	4.2	3	3.1	71t	3/27	88.9
M.Vick	13	6	86	46.2	6.6	1	7.7	0	0.0	43	0/0	93.8
B.Westbrook	1	0	0	0.0	0.0	0	0.0	0	0.0	0	0/0	39.6
Eagles	553	335	4380	60.6	7.9	27	4.9	13	2.4	71t	38/291	92.0
Opponents	580	354	3778	61.0	6.5	27	4.7	25	4.3	86t	44/316	77.6

Score By Periods	Q1	Q2	Q3	Q4	OT	Pts
Eagles	122	151	72	84	0	429
Opponents	58	101	107	71	0	337

Scoring	TD	Ru	Pa	Rt	PAT	FG	2Pt	Pts
D.Akers	0	0	0	0	43/45	32/37	0	139
D.Jackson	12	1	9	2			0	72
B.Celek	8	0	8	0			0	48
L.McCoy	4	4	0	0			1	26
J.Maclin	4	0	4	0			0	24
L.Weaver	4	2	2	0			0	24
J.Avant	3	0	3	0			1	20
S.Brown	2	0	0	2			0	12
D.McNabb	2	2	0	0			0	12
M.Vick	2	2	0	0			0	12
B.Westbrook	2	1	1	0			0	12
V.Abi-ami	1	0	0	1			0	6
E.Buckley	1	1	0	0			0	6
K.Kolb	1	1	0	0			0	6
Witherspoon	1	0	0	1			0	6
Howard (safety)	0	0	0	0			0	2
Team (safety)	0	0	0	0			0	2
Eagles	47	14	27	6	43/45	32/37	2	429
Opponents	39	11	27	1	38/38	21/24	1	337

2-Pt. Conversions: Eagles 2-2, Opponents 1-1

Field Goals	1-19	20-29	30-39	40-49	50+
D.Akers	1/1	11/11	8/9	11/13	1/3
Eagles	1/1	11/11	8/9	11/13	1/3
Opponents	0/0	11/11	2/3	7/9	1/1

Akers: [49G, 51B] [23G, 32G] [29G, 38G] [44G] [43N, 45G, 43G, 47N, 45G] [47G, 44G] [30G, 35G] [45G, 48G, 52G] [18G, 25G, 25G] [25G] [29G, 24G, 41G, 32G] [33G, 39N, 33G] [20G] [22G, 26G] [39G, 45G, 28G] [53N]
Opponents: [22G] [23G, 25G] [] [] [29G, 46G] [47G] [42G, 47N] [22G, 33G] [29G] [45G, 28G, 28G, 49G, 48B] [25G] [] [26G] [51G, 25G] [33G, 46G] [44G, 30N]

Punting	No	Yds	Avg	Net	TB	Lg	B
S.Rocca	76	3222	42.4	38.3	4	61	0
Eagles	76	3222	42.4	38.3	4	61	0
Opponents	80	3604	45.1	37.2	8	64	0

Fumbles Lost: D.McNabb 3, J.Babin 1, E.Hobbs 1, K.Kolb 1, D.Jackson 1, V.Harris 1, L.McCoy 1, J.Garcia 1 **Total: 10**

Opponent Fumble Recoveries: Q.Mikell 2, S.Jones 2, M.Fokou 2, S.Brown 1, B.Bunkley 1, O.Gaither 1, V.Abi-ami 1, T.White 1, J.Hanson 1, A.Samuel 1 **Total: 13**

USUAL STARTERS

WR	Jeremy Maclin	LDE	Juqua Parker
LT	Jason Peters	LDT	Mike Patterson
LG	Todd Herremans	RDT	Brodrick Bunkley
C	Jamaal Jackson	RDE	Trent Cole
RG	Nick Cole	WILL	Will Witherspoon (8)
RT	Winston Justice		Akeem Jordan (8)
TE	Brent Celek	MLB	Jeremiah Trotter (7)
WR	DeSean Jackson		Omar Gaither (3)
QB	Donovan McNabb	SAM	Chris Gocong
RB	Brian Westbrook (7)	LCB	Asante Samuel
	LeSean McCoy (3)	RCB	Sheldon Brown
FB	Leonard Weaver	SS	Quintin Mikell

2010 EAGLES STATISTICS



Record: 10-6 1st in NFC East					
Head Coach: Andy Reid					
9/12	L	20-27	Green Bay	69,144	
9/19	W	35-32	at Detroit	56,688	
9/26	W	28-3	at Jacksonville	63,256	
10/3	L	12-17	Washington	69,144	
10/10	W	27-24	at San Francisco	69,732	
10/17	W	31-17	Atlanta	69,144	
10/24	L	19-37	at Tennessee	69,143	
11/7	W	26-24	Indianapolis	69,144	
11/15	W	59-28	at Washington	84,912	
11/21	W	27-17	NY Giants	69,144	
11/28	L	26-31	at Chicago	62,147	
12/2	W	34-24	Houston	69,144	
12/12	W	30-27	at Dallas	85,673	
12/19	W	38-31	at NY Giants	81,223	
12/28	L	14-24	Minnesota	69,144	
1/2	L	13-14	Dallas	69,144	
NFC WILD CARD					
1/9	L	16-21	Green Bay	69,144	

TEAM STATS

	EAGLES	OPP
Total First Downs	322	309
Rushing	116	91
Passing	189	185
Penalty	17	33
3rd Down: Made/Att	85/214	80/209
3rd Down Pct.	39.7%	38.3%
4th Down: Made/Att	9/13	5/12
4th Down Pct.	69.2%	41.7%
Possession Avg.	31:15	28:45
Total Net Yards	6230	5235
Avg. Per Game	389.4	327.2
Total Plays	1038	998
Avg. Per Play	6.0	5.2
Net Yards Rushing	2324	1766
Avg. Per Game	145.3	110.4
Total Rushes	428	423
Net Yards Passing	3906	3469
Avg. Per Game	244.1	216.8
Sacked/Yards Lost	49/309	39/292
Gross Yards	4215	3761
Attempts/Completions	561/348	536/309
Completion Pct.	62.0%	57.6%
Had Intercepted	13	23
Punts/Average	73/43.8	82/43.9
Net Punting Avg.	39.0	37.0
Penalties/Yards	129/1101	87/724
Fumbles/Ball Lost	33/12	18/11
Touchdowns	49	46
Rushing	18	12
Passing	28	31
Returns	3	3

Score By Periods

	Q1	Q2	Q3	Q4	OT	Pts
Team	110	123	68	138	0	439
Opponents	59	128	78	112	0	377

Passing	Att	Cmp	Yds	Cmp%	Yds/Att	TD	TD%	Int	Int%	Lg	Sk/Lost	Rat
M.Vick	372	233	3018	62.6%	8.1	21	5.6%	6	1.6%	91t	34/210	100.2
K.Kolb	189	115	1197	60.8%	6.3	7	3.7%	7	3.7%	83t	15/99	76.1
Team	561	348	4215	62.0%	7.5	28	5.0%	13	2.3%	91t	49/309	92.1
Opponents	536	309	3761	57.6%	7.0	31	5.8%	23	4.3%	80t	39/292	80.8

Rushing	No.	Yds	Avg	Lg	TD
L.McCoy	207	1080	5.2	62	7
M.Vick	100	676	6.8	35	9
J.Harrison	40	239	6.0	50t	1
D.Jackson	16	104	6.5	31t	1
K.Kolb	15	65	4.3	19	0
E.Buckley	21	67	3.2	13	0
J.Maclin	3	36	12.0	14	0
C.Hall	9	29	3.2	8	0
M.Bell	16	28	1.8	9	0
L.Weaver	1	0	0.0	0	0
Team	428	2324	5.4	62	18
Opponents	423	1766	4.2	61	12

Receiving	No.	Yds	Avg	Lg	TD
L.McCoy	78	592	7.6	40	2
J.Maclin	70	964	13.8	83t	10
J.Avant	51	573	11.2	34	1
D.Jackson	47	1056	22.5	91t	6
B.Celek	42	511	12.2	65t	4
O.Schmitt	19	136	7.2	18	1
C.Hall	11	115	10.5	48	1
C.Harbor	9	72	8.0	24	1
J.Harrison	8	43	5.4	15	0
R.Cooper	7	116	16.6	37	1
G.Mills	2	19	9.5	14	0
E.Buckley	1	10	10.0	10	0
M.Bell	1	5	5.0	5	0
T.Herremans	1	2	2.0	2t	1
M.McGlynn	1	1	1.0	1	0
Team	348	4215	12.1	91t	28
Opponents	309	3761	12.2	80t	31

Punt Returns	Ret	FC	Yds	Avg	Lg	TD
D.Jackson	20	8	231	11.6	65t	1
J.Calvin	12	4	125	10.4	44	0
C.Hall	3	2	31	10.3	14	0
J.Maclin	3	5	17	5.7	9	0
Team	38	19	404	10.6	65t	1
Opponents	34	21	309	9.1	53	0

Kickoff Returns	No.	Yds	Avg	Lg	TD
J.Calvin	32	692	21.6	41	0
E.Hobbs	16	345	21.6	46	0
C.Hall	4	65	16.3	21	0
G.Lawson	2	48	24.0	28	0
O.Schmitt	2	18	9.0	18	0
J.Maclin	1	22	22.0	22	0
E.Buckley	1	20	20.0	20	0
C.Harbor	1	19	19.0	19	0
D.Patterson	1	14	14.0	14	0
B.Celek	1	12	12.0	12	0
M.Bell	1	8	8.0	8	0
R.Cooper	0	9	--	9	0
Team	62	1272	20.5	46	0
Opponents	69	1502	21.8	61	0

Fumbles Lost: K.Kolb 3, M.Vick 3, A.Samuel 1, E.Buckley 1, D.Jackson 1, J.Maclin 1, L.McCoy 1, J.Calvin 1
Total: 12

Opponent Fumble Recoveries: Q.Mikell 3, D.Tapp 3, G.Lawson 1, J.Parker 1, A.Samuel 1, M.Patterson 1, E.Sims 1
Total: 11

Scoring	TD	Ru	Pa	Rt	PAT	FG	2Pt	Pts
D.Akers	0	0	0	0	47/47	32/38	0	143
J.Maclin	10	0	10	0			0	60
L.McCoy	9	7	2	0			0	54
M.Vick	9	9	0	0			0	54
D.Jackson	8	1	6	1			0	48
B.Celek	4	0	4	0			0	24
J.Avant	1	0	1	0			1	8
R.Cooper	1	0	1	0			0	6
C.Hall	1	0	1	0			0	6
C.Harbor	1	0	1	0			0	6
J.Harrison	1	1	0	0			0	6
T.Herremans	1	0	1	0			0	6
Q.Mikell	1	0	0	1			0	6
D.Patterson	1	0	0	1			0	6
O.Schmitt	1	0	1	0			0	6
Team	49	18	28	3	47/47	32/38	1	439
Opponents	46	12	31	3	45/45	18/21	1	377

2-Pt. Conversions: Eagles 1/2, Opponents 1/1

Field Goals	1-19	20-29	30-39	40-49	50+
D.Akers	0/0	12/12	10/12	9/11	1/3
Team	0/0	12/12	10/12	9/11	1/3
Opponents	0/0	5/5	4/4	5/7	4/5

Akers: [45G, 24G] [None] [None] [49G, 23G] [33G, 53N, 45G] [37N, 47N, 37N, 30G] [25G, 46G, 46G, 28G] [22G, 21G, 31G, 44G] [48G] [38G, 24G, 42B, 28G, 30G] [45G, 36G, 22G, 36] [36G, 22G] [39G, 50G, 28G] [34G] [54N] [43G, 22G]

Opps: [49G, 56G] [49G] [51G] [26G] [50G, 40N] [41N, 26G] [41G, 38G, 33G] [37G] [None] [24G] [23G] [48G] [50G, 43G] [25G] [30G] [52N]

Punting	No	Yds	Avg	Net	TB	In	Lg	B
S.Rocca	73	3195	43.8	39.0	2	28	63	0
Team	73	3195	43.8	39.0	2	28	63	0
Opps.	82	3599	43.9	37.0	8	17	68	0

INTs	No.	Yds	Avg	Lg	TD
A.Samuel	7	70	10.0	33	0
D.Patterson	4	40	10.0	40t	1
N.Allen	3	27	9.0	16	0
Q.Mikell	3	0	0.0	0	0
J.Hanson	1	17	17.0	17	0
T.Lawas	1	13	13.0	13	0
T.Lindley	1	8	8.0	8	0
K.Coleman	1	7	7.0	7	0
S.Bradley	1	0	0.0	0	0
E.Hobbs	1	0	0.0	0	0
Team	23	182	7.9	40t	1
Opponents	13	169	13.0	41t	1

Sacks: T.Cole 10.0, J.Parker 6.0, T.Laws 4.0, B.Graham 3.0, D.Tapp 3.0, N.Allen 2.0, M.Patterson 2.0, A.Dixon 2.0, E.Sims 2.0, M.Fokou 1.0, D.Te'o-Nesheim 1.0, Q.Mikell 1.0, S.Bradley 1.0, D.Patterson 1.0
Team: 39.0, Opponents: 50.0

USUAL STARTERS

WR	Jeremy Maclin	LDT	Mike Patterson
LT	Jason Peters	RDT	Antonio Dixon
LG	Todd Herremans	RDE	Trent Cole
C	Mike McGlynn	WILL	Ernie Sims
RG	Max Jean-Gilles (10)	MLB	Stewart Bradley
	Nick Cole (6)	SAM	Moise Fokou
RT	Winston Justice	LCB	Asante Samuel
TE	Brent Celek	RCB	Dimitri Patterson (9)
WR	DeSean Jackson		Ellis Hobbs (7)
QB	Michael Vick	SS	Quintin Mikell
RB	LeSean McCoy	FS	Nate Allen
FB	Owen Schmitt		
LDE	Juqua Parker		

2011 EAGLES STATISTICS



Record: 8-8 2nd in NFC East
Head Coach: Andy Reid

9/11	W	31-13	at St. Louis	56,722
9/18	L	31-35	at Atlanta	69,608
9/25	L	16-29	New York Giants	69,144
10/2	L	23-24	San Francisco	69,144
10/9	L	24-31	at Buffalo	69,803
10/16	W	20-13	at Washington	80,447
10/30	W	34-7	Dallas	69,144
11/7	L	24-30	Chicago	69,144
11/13	L	17-21	Arizona	69,144
11/20	W	17-10	at New York Giants	79,743
11/27	L	20-38	New England	69,144
12/1	L	14-31	at Seattle	67,039
12/11	W	26-10	at Miami	67,823
12/18	W	45-19	New York Jets	69,144
12/24	W	20-7	at Dallas	84,834
1/1	W	34-10	Washington	69,144

TEAM STATS

	EAGLES	OPP
Total First Downs	356	289
Rushing	134	84
Passing	197	173
Penalty	25	32
3rd Down: Made/Att	85/205	75/211
3rd Down Pct.	41.5%	35.5%
4th Down: Made/Att	7/15	7/17
4th Down Pct.	46.7%	41.2%
Possession Avg.	31:20	28:40
Total Net Yards	6386	5198
Avg. Per Game	399.1	324.9
Total Plays	1036	982
Avg. Per Play	6.2	5.3
Net Yards Rushing	2276	1801
Avg. Per Game	142.3	112.6
Total Rushes	450	414
Net Yards Passing	4110	3397
Avg. Per Game	256.9	212.3
Sacked/Yards Lost	32/166	50/316
Gross Yards	4276	3713
Attempts/Completions	554/330	518/301
Completion Pct.	59.6%	58.1%
Had Intercepted	25	15
Punts/Average	67/42.2	85/43.2
Net Punting Avg.	36.9	39.3
Penalties/Yards	107/853	97/813
Fumbles/Ball Lost	23/13	18/9
Touchdowns	46	40
Rushing	20	11
Passing	22	27
Returns	4	2

Passing	Att	Cmp	Yds	Cmp%	Yds/Att	TD	TD%	Int	Int%	Lg	Sk/Lost	Rat
M.Vick	423	253	3303	59.8%	7.8	18	4.3%	14	3.3%	73	23/126	84.9
V.Young	114	66	866	57.9%	7.6	4	3.5%	9	7.9%	58	8/34	60.8
M.Kafka	16	11	107	68.8%	6.7	0	0.0%	2	12.5%	43	1/6	47.7
C.Henry	1	0	0	0.0%	0.0	0	0.0%	0	0.0%	0	0/0	39.6
Team	554	330	4276	59.6%	7.7	22	4.0%	25	4.5%	73	32/166	78.3
Opponents	518	301	3713	58.1%	7.2	27	5.2%	15	2.9%	74t	50/316	85.7

Rushing	No.	Yds	Avg	Lg	TD
L.McCoy	273	1309	4.8	60	17
M.Vick	76	589	7.8	53	1
R.Brown	42	136	3.2	15	1
D.Lewis	23	102	4.4	20	1
V.Young	18	79	4.4	13	0
D.Jackson	7	41	5.9	18	0
C.Hall	3	13	4.3	7	0
O.Schmitt	4	6	1.5	4	0
J.Maclin	1	1	1.0	1	0
M.Kafka	3	0	0.0	2	0
Team	450	2276	5.1	60	20
Opponents	414	1801	4.4	61	11

Receiving	No.	Yds	Avg	Lg	TD
J.Maclin	63	859	13.6	59	5
B.Celek	62	811	13.1	73	5
D.Jackson	58	961	16.6	62t	4
J.Avant	52	679	13.1	35	1
L.McCoy	48	315	6.6	26	3
R.Cooper	16	315	19.7	58	1
C.Harbor	13	163	12.5	27	1
S.Smith	11	124	11.3	20	1
O.Schmitt	3	32	10.7	13	0
C.Hall	3	20	6.7	16	1
D.Lewis	1	-3	-3.0	-3	0
Team	330	4276	13.0	73	22
Opponents	301	3713	12.3	74t	27

Punt Returns	Ret	FC	Yds	Avg	Lg	TD
D.Jackson	17	12	114	6.7	51	0
C.Hall	7	12	76	10.9	30	0
J.Maclin	4	3	29	7.3	11	0
S.Smith	1	1	0	0.0	0	0
C.Marsh	1	0	-5	-5.0	-5	0
D.Rodgers-Cromartie	0	0	-2	--	-2	0
Team	30	28	212	7.1	51	0
Opponents	31	16	176	5.7	25	0

Kickoff Returns	No.	Yds	Avg	Lg	TD
D.Lewis	31	669	21.6	33	0
D.Rodgers-Cromartie	2	52	26.0	29	0
C.Hall	2	43	21.5	24	0
R.Brown	2	28	14.0	25	0
R.Cooper	1	16	16.0	16	0
D.Jackson	1	7	7.0	7	0
Team	39	815	20.9	33	0
Opponents	51	1178	23.1	51	0

INTs	No.	Yds	Avg	Lg	TD
K.Coleman	4	60	15.0	35	0
A.Samuel	3	53	17.7	20t	1
J.Chaney	3	25	8.3	14	0
N.Asomugha	3	10	3.3	6	0
N.Allen	2	44	22.0	31	0
Team	15	192	12.8	35	1
Opponents	25	368	14.7	77t	2

Punting	No	Yds	Avg	Net	TB	In	Lg	B
C.Henry	66	2830	42.9	36.9	9	19	60	1
Team	67	2830	42.2	36.9	9	19	60	1
Opps	85	3673	43.2	39.3	6	29	68	0

Score By Periods	Q1	Q2	Q3	Q4	OT	Pts
Team	76	165	74	81	0	396
Opponents	63	90	64	111	0	328

Scoring	TD	Ru	Pa	Rt	PAT	FG	2Pt	Pts
L.McCoy	20	17	3	0				120
A.Henery	0	0	0	0	46/46	24/27	0	118
B.Celek	5	0	5	0			0	30
J.Maclin	5	0	5	0			0	30
D.Jackson	4	0	4	0			0	24
J.Parker	2	0	0	2			0	12
J.Avant	1	0	1	0			0	6
R.Brown	1	1	0	0			0	6
R.Cooper	1	0	1	0			0	6
C.Hall	1	0	1	0			0	6
C.Harbor	1	0	1	0			0	6
D.Lewis	1	1	0	0			0	6
B.Rolle	1	0	0	1			0	6
A.Samuel	1	0	0	1			0	6
S.Smith	1	0	1	0			0	6
M.Vick	1	1	0	0			0	6
P.Hunt (safety)	0	0	0	0			0	2
Team	46	20	22	4	46/46	24/27	0	396
Opponents	40	11	27	2	38/38	16/24	1	328

2-Pt. Conversions: Eagles 0/0, Opponents 1/2

Field Goals	1-19	20-29	30-39	40-49	50+
A.Henery	0/0	10/10	9/11	4/4	1/2
Team	0/0	10/10	9/11	4/4	1/2
Opponents	0/0	7/7	3/6	4/8	2/3

Henery: [34G] [22G, 63N] [21G, 38G, 21G] [32G, 32G, 33G, 39N, 33N] [35G] [28G, 24G] [23G, 26G] [47G] [33G] [43G, 22G] [None] [40G] [28G] [35G, 20G]

Opps: [49G, 47N, 23G] [None] [None] [44N, 37G, 45B] [25G] [50G, 26G] [None] [51G, 38G, 22G] [48G] [39N, 45G] [49G] [55N, 22G] [39G, 28G] [36B, 27G]

Sacks: J.Babin 18.0, T.Cole 11.0, C.Jenkins 5.5, M.Patterson 2.5, D.Tapp 2.5, D.Landri 2.0, P.Hunt 2.0, J.Parker 1.5, J.Chaney 1.0, C.Matthews 1.0, D.Rodgers-Cromartie 1.0, B.Rolle 1.0, T.Laws 1.0 **Team: 50.0, Opponents: 32.0**

Fumbles Lost: M.Vick 3, C.Marsh 2, J.Avant 2, D.Jackson 1, J.Maclin 1, L.McCoy 1, D.Lewis 1, R.Brown 1

Total: 12

Opponent Fumble Recoveries: J.Parker 2, M.Patterson 2, D.Landri 1, B.Rolle 1, J.Hanson 1, C.Jenkins 1, A.Samuel 1 **Total: 9**

USUAL STARTERS

WR	Jeremy Maclin	LDE	Jason Babin
LT	Jason Peters	LDT	Mike Patterson
LG	Evan Mathis	RDT	Cullen Jenkins
C	Jason Kelce	RDE	Trent Cole
RG	Danny Watkins	WILL	Brian Rolle
RT	Todd Herremans	MLB	Jamar Chaney
TE	Brent Celek	SAM	Akeem Jordan
WR	DeSean Jackson	LCB	Asante Samuel
QB	Michael Vick	RCB	Nnamdi Asomugha
RB	LeSean McCoy	SS	Kurt Coleman
FB	Owen Schmitt	FS	Nate Allen

2012 EAGLES STATISTICS



Record: 4-12, 4th in NFC East
Head Coach: Andy Reid

9/9	W	17-16	at Cleveland	68,693
9/16	W	24-23	Baltimore	69,144
9/23	L	6-27	at Arizona	60,436
9/30	W	19-17	New York Giants	69,144
10/7	L	14-16	at Pittsburgh	64,737
10/14	L	23-26	Detroit (OT)	69,144
10/28	L	17-30	Atlanta	69,144
11/5	L	13-28	at New Orleans	73,099
11/11	L	23-38	Dallas	69,144
11/18	L	6-31	at Washington	79,327
11/26	L	22-30	Carolina	69,144
12/2	L	33-38	at Dallas	81,851
12/9	W	23-21	at Tampa Bay	69,941
12/13	L	13-34	Cincinnati	69,144
12/23	L	20-27	Washington	69,144
12/30	L	7-42	at New York Giants	80,657

TEAM STATS

	EAGLES	OPP
Total First Downs	332	317
Rushing	111	108
Passing	190	178
Penalty	31	31
3rd Down: Made/Att	83/222	83/203
3rd Down Pct.	37.4%	40.9%
4th Down: Made/Att	14/24	2/10
4th Down Pct.	58.3%	20.0%
Possession Avg.	29:36	30:24
Total Net Yards	5665	5491
Avg. Per Game	354.1	343.2
Total Plays	1079	994
Avg. Per Play	5.3	5.5
Net Yards Rushing	1874	2021
Avg. Per Game	117.1	126.3
Total Rushes	413	479
Net Yards Passing	3791	3470
Avg. Per Game	236.9	216.9
Sacked/Yards Lost	48/284	30/198
Gross Yards	4075	3668
Attempts/Completions	618/367	485/292
Completion Pct.	59.4%	60.2%
Had Intercepted	15	8
Punts/Average	72/46.3	78/43.7
Net Punting Avg.	36.4	37.2
Penalties/Yards	98/813	118/996
Fumbles/Ball Lost	37/22	21/5
Touchdowns	29	52
Rushing	10	11
Passing	18	33
Returns	1	8

Passing	Att	Cmp	Yds	Cmp%	Yds/Att	TD	TD%	Int	Int%	Lg	Sk/Lost	Rat
M.Vick	351	204	2362	58.1%	6.7	12	3.4%	10	2.8%	77t	28/153	78.1
N.Foles	265	161	1699	60.8%	6.4	6	2.3%	5	1.9%	46	20/131	79.1
T.Edwards	2	2	14	100.0%	7.0	0	0.0%	0	0.0%	8	0/0	95.8
Team	618	367	4075	59.4%	6.6	18	2.9%	15	2.4%	77t	48/284	78.6
Opponents	485	292	3668	60.2%	7.6	33	6.8%	8	1.6%	63t	30/198	99.6

Rushing	No.	Yds	Avg	Lg	TD
L.McCoy	200	840	4.2	34	2
B.Brown	115	564	4.9	65t	4
M.Vick	62	332	5.4	20	1
D.Lewis	13	69	5.3	17t	1
N.Foles	11	42	3.8	14	1
S.Havili	6	22	3.7	8	1
D.Johnson	3	12	4.0	7	0
D.Jackson	3	-7	-2.3	5	0
Team	413	1874	4.5	65t	10
Opponents	479	2021	4.2	43	11

Receiving	No.	Yds	Avg	Lg	TD
J.Maclin	69	857	12.4	70t	7
B.Celek	57	684	12.0	34	1
L.McCoy	54	373	6.9	36	3
J.Avant	53	648	12.2	39	0
D.Jackson	45	700	15.6	77t	2
C.Harbor	25	186	7.4	19	2
R.Cooper	23	248	10.8	23	3
D.Johnson	19	256	13.5	32	0
B.Brown	13	56	4.3	11	0
S.Havili	7	43	6.1	9	0
D.Lewis	2	24	12.0	28	0
Team	367	4075	11.1	77t	18
Opponents	292	3668	12.6	63t	33

INTs	No.	Yds	Avg	Lg	TD
D.Rodgers-Cromartie	3	14	4.7	14	0
K.Coleman	2	13	6.5	7	0
C.Anderson	1	4	4.0	4	0
N.Asomugha	1	0	0.0	0	0
D.Ryans	1	0	0.0	0	0
Team	8	31	3.9	14	0
Opponents	15	391	26.1	99t	3

Punt Returns	Ret	FC	Yds	Avg	Lg	TD
D.Johnson	26	23	291	11.2	98t	1
M.Gilyard	2	3	15	7.5	11	0
B.Boykin	1	0	7	7.0	7	0
D.Jackson	1	0	-3	-3.0	-3	0
Team	30	26	310	10.3	98t	1
Opponents	40	15	542	13.6	78t	1

Kickoff Returns	No.	Yds	Avg	Lg	TD
B.Boykin	45	1037	23.0	44	0
B.Brown	8	156	19.5	25	0
S.Havili	2	18	9.0	18	0
D.Lewis	1	33	33.0	33	0
R.Cooper	1	14	14.0	14	0
A.Jordan	1	1	1.0	1	0
C.Thornton	1	0	0.0	0	0
C.Polk	1	0	0.0	0	0
Team	60	1259	21.0	44	0
Opponents	41	1012	24.7	53	0

Punting	No	Yds	Avg	Net	TB	In	Lg	B
M.McBriar	55	2560	46.5	36.5	7	13	66	1
C.Henry	16	776	48.5	38.3	0	2	62	0
Team	71	3336	46.3	36.9	7	15	66	1
Opps	77	3410	43.7	37.7	8	22	66	1

Score By Periods	Q1	Q2	Q3	Q4	OT	Pts
Team	31	92	78	79	0	280
Opponents	106	111	83	141	3	444

Scoring	TD	Ru	Pa	Rt	PAT	FG	2Pt	Pts
A.Henery	0	0	0	0	25/26	27/31	0	106
J.Maclin	7	0	7	0			0	42
L.McCoy	5	2	3	0			0	30
B.Brown	4	4	0	0			0	24
R.Cooper	3	0	3	0			0	18
D.Jackson	2	0	2	0			0	12
C.Harbor	2	0	2	0			0	12
B.Celek	1	0	1	0			0	6
N.Foles	1	1	0	0			0	6
S.Havili	1	1	0	0			0	6
D.Johnson	1	0	0	1			0	6
D.Lewis	1	1	0	0			0	6
M.Vick	1	1	0	0			0	6
Team	29	10	18	1	25/26	27/31	0	280
Opponents	52	11	33	8	51/52	27/29	0	444

2-Pt. Conversions: Eagles 0/3, Opponents 0/0

Field Goals	1-19	20-29	30-39	40-49	50+
A.Henery	0/0	8/9	8/9	11/12	0/1
Eagles	0/0	8/9	8/9	11/12	0/1
Opponents	1/1	8/8	7/7	9/9	2/4

Henery: [42G, 45N] [23G] [36G, 40G] [20G, 48G, 35G, 26G] [None] [26G, 32G, 49G] [33G] [22G, 37G] [40G] [41G, 42G] [36G, 41G, 45G] [43G, 43G] [28G, 58N, 31N] [22G, 20G] [38G, 30G] [28N]

Opps: [43G, 42G, 22G] [56G, 51G, 48G] [47G, 27G] [25G, 54N] [20G, 34G, 34G] [46G, 34G, 19G, 45G] [43G, 29G, 30G] [52N] [30G] [25G] [23G] [39G] [None] [24G, 32G] [45G, 42G] [None]

Sacks: B.Graham 5.5, F.Cox 5.5, J.Babin 5.5, C.Jenkins 4.0, T.Cole 3.0, M.Patterson 1.0, D.Ryans 1.0, B.Boykin 1.0, P.Hunt 1.0, C.Thornton 1.0, M.Kendricks 1.0, D.Tapp 0.5

Team: 30.0, Opponents: 48.0

Fumbles Lost: M.Vick 5, L.McCoy 3, B.Brown 3, N.Foles 3, D.Johnson 2, C.Harbor 1, C.Thornton 1, B.Boykin 1, B.Celek 1, D.Reynolds 1, J.Maclin 1 **Total: 22**
Opponent Fumble Recoveries: C.Jenkins 1, T.Cole 1, D.Tapp 1, B.Hughes 1, B.Graham 1 **Total: 5**

USUAL STARTERS

WR	Jeremy Maclin	LDE	Jason Babin (11)
LT	King Dunlap		Brandon Graham (5)
LG	Evan Mathis	LDT	Cullen Jenkins
C	Dallas Reynolds	RDT	Fletcher Cox (9)
RG	Jake Scott (7)		Derek Landri (7)
	Danny Watkins (6)	RDE	Trent Cole
RT	Todd Herremans (8)	WILL	Akeem Jordan (7)
	Dennis Kelly (7)		Mychal Kendricks (3)
TE	Brent Celek	MLB	DeMeco Ryans
WR	DeSean Jackson	SAM	Mychal Kendricks (11)
QB	Michael Vick (10)		Jamar Chaney (3)
	Nick Foles (6)	LCB	D.Rodgers-Cromartie
RB	LeSean McCoy	RCB	Nnamdi Asomugha
FB	Stanley Havili	SS	Nate Allen
		FS	Kurt Coleman

2013 EAGLES STATISTICS



Record: 10-6, 1st in NFC East
Head Coach: Chip Kelly

9/9	W	33-27	at Washington	82,743
9/15	L	30-33	San Diego	69,144
9/19	L	16-26	Kansas City	69,144
9/29	L	20-52	at Denver	77,002
10/6	W	36-21	at NY Giants	80,738
10/13	W	31-20	at Tampa Bay	62,505
10/20	L	3-17	Dallas	69,144
10/27	L	7-15	NY Giants	69,144
11/3	W	49-20	at Oakland	51,751
11/10	W	27-13	at Green Bay	78,011
11/17	W	24-16	Washington	69,144
12/1	W	24-21	Arizona	69,144
12/8	W	34-20	Detroit	69,144
12/15	L	30-48	at Minnesota	64,087
12/22	W	54-11	Chicago	69,144
12/29	W	24-22	at Dallas	91,166
NFC WILD CARD				
1/4	L	24-26	New Orleans	69,144

TEAM STATS

	EAGLES	OPP
Total First Downs	355	368
Rushing	133	100
Passing	197	239
Penalty	25	29
3rd Down: Made/Att	83/213	93/231
3rd Down Pct.	39.0%	40.3%
4th Down: Made/Att	7/14	8/20
4th Down Pct.	50.0%	40.0%
Possession Avg.	26:24	33:36
Total Net Yards	6676	6304
Avg. Per Game	417.3	394.0
Total Plays	1054	1150
Avg. Per Play	6.3	5.5
Net Yards Rushing	2566	1668
Avg. Per Game	160.4	104.3
Total Rushes	500	443
Net Yards Passing	4110	4636
Avg. Per Game	256.9	289.8
Sacked/Yards Lost	46/296	37/271
Gross Yards	4406	4907
Attempts/Completions	508/310	670/408
Completion Pct.	61.0%	60.9%
Had Intercepted	9	19
Punts/Average	83/44.3	74/42.5
Net Punting Avg.	40.0	39.4
Penalties/Yards	95/846	106/855
Fumbles/Ball Lost	19/10	29/12
Touchdowns	53	43
Rushing	19	12
Passing	32	25
Returns	2	6

	Att	Cmp	Yds	Cmp%	Yds/Att	TD	TD%	Int	Int%	Lg	Sk/Lost	Ret
N.Foles	317	203	2891	64.0%	9.1	27	8.5%	2	0.6%	63t	28/173	119.2
M.Vick	141	77	1215	54.6%	8.6	5	3.5%	3	2.1%	70	15/99	86.4
M.Barkley	49	30	300	61.2%	6.1	0	0.0%	4	8.2%	26	3/24	44.6
B.Smith	1	0	0	0.0%	0.0	0	0.0%	0	0.0%	0	0/0	39.6
Team	508	310	4406	61.0%	8.7	32	6.3%	9	1.8%	70	46/296	102.7
Opponents	670	408	4907	60.9%	7.3	25	3.7%	19	2.8%	66	37/271	84.0

Rushing	No.	Yds	Avg	Lg	TD
L.McCoy	314	1607	5.1	57t	9
B.Brown	75	314	4.2	65t	2
M.Vick	36	306	8.5	61	2
N.Foles	57	221	3.9	21	3
C.Polk	11	98	8.9	38t	3
R.Cooper	0	18	--	18	0
D.Jackson	3	2	0.7	8	0
B.Smith	2	2	1.0	2	0
Z.Ertz	0	0	--	0	0
M.Barkley	2	-2	-1.0	-1	0
Team	500	2566	5.1	65t	19
Opponents	443	1668	3.8	35	12
Receiving	No.	Yds	Avg	Lg	TD
D.Jackson	82	1332	16.2	61t	9
L.McCoy	52	539	10.4	70	2
R.Cooper	47	835	17.8	63t	8
J.Avant	38	447	11.8	31	2
Z.Ertz	36	469	13.0	38	4
B.Celek	32	502	15.7	42	6
B.Brown	8	84	10.5	35	0
J.Maehl	4	67	16.8	37	1
C.Polk	4	61	15.3	34	0
J.Casey	3	31	10.3	12	0
B.Smith	2	27	13.5	14	0
D.Johnson	2	14	7.0	8	0
M.Vick	0	-2	--	-2	0
Team	310	4406	14.2	70	32
Opponents	408	4907	12.0	66	25

INTs	No.	Yds	Avg	Lg	TD
B.Boykin	6	136	22.7	76	1
M.Kendricks	3	25	8.3	18	0
C.Williams	3	16	5.3	15	0
D.Ryans	2	46	23.0	36	0
B.Fletcher	2	30	15.0	25	0
N.Allen	1	43	43.0	43	0
E.Wolff	1	0	0.0	0	0
C.Barwin	1	-2	-2.0	-2	0
Team	19	294	15.5	76	1
Opponents	9	128	14.2	38t	1

Kickoff Returns	No.	Yds	Avg	Lg	TD
D.Johnson	17	441	25.9	33	0
B.Boykin	9	205	22.8	41	0
B.Smith	4	106	26.5	47	0
B.Graham	2	14	7.0	14	0
D.Jackson	1	10	10.0	10	0
J.Casey	1	10	10.0	10	0
C.Polk	1	8	8.0	8	0
Z.Ertz	1	0	0.0	0	0
R.Cooper	1	-4	-4.0	-4	0
Team	37	790	21.4	47	0
Opponents	52	1229	23.6	105t	2

Punt Returns	Ret	FC	Yds	Avg	Lg	TD
D.Jackson	14	8	71	5.1	32	0
D.Johnson	12	12	100	8.3	21	0
Team	26	20	171	6.6	32	0
Opponents	28	22	223	8.0	58t	1

Punting	No	Yds	Avg	Net	TB	In	Lg	B
D.Jones	82	3681	44.9	40.5	5	33	70	1
Team	82	3681	44.3	40.5	5	33	70	1
Opponents	74	3146	42.5	39.4	3	29	68	0

Score By Periods	Q1	Q2	Q3	Q4	OT	Pts		
Team	89	121	110	122	0	442		
Opponents	60	97	100	125	0	382		
Scoring	TD	Ru	Pa	Rt	PAT	FG	2Pt	Pts
A.Henery	0	0	0	0	45/45	23/28	0	114
L.McCoy	11	9	2	0			0	66
D.Jackson	9	0	9	0			0	54
R.Cooper	8	0	8	0			2	52
B.Celek	6	0	6	0			0	36
Z.Ertz	4	0	4	0			0	24
N.Foles	3	3	0	0			0	18
C.Polk	3	3	0	0			0	18
B.Brown	2	2	0	0			1	14
J.Avant	2	0	2	0			0	12
M.Vick	2	2	0	0			0	12
B.Boykin	1	0	0	1			0	6
N.Goode	1	0	0	1			0	6
J.Maehl	1	0	1	0			0	6
T.Cole (safety)	0	0	0	0			0	2
C.Thornton (safety)	0	0	0	0			0	2
Team	53	19	32	2	45/45	23/28	3	442
Opponents	43	12	25	6	35/36	27/32	4	382

2-Pt. Conversions: Eagles 3/8, Opponents 4/7

Field Goals	1-19	20-29	30-39	40-49	50+
A.Henery	0/0	8/8	7/8	7/10	1/2
Eagles	0/0	8/8	7/8	7/10	1/2
Opponents	0/0	5/5	11/11	8/10	3/6

Henery: [48G] [25G, 46N, 48G, 32G] [29G, 48N] [35G, 25G, 46N] [40G, 27G, 29G, 36G, 41G] [24G] [60N, 31G] [None] [None] [39N, 25G, 41G] [24G] [32G] [None] [35G, 51G, 33G] [49G] [47G]
Opps: [40N] [49G, 44G, 33G, 46G] [33G, 51N, 31G, 34G, 38G] [53G] [None] [38G, 27G] [38G] [40G, 44G, 33G, 46G, 27G] [24G, 53G] [53N, 42N, 26G, 35G] [None] [None] [None] [55N, 21G, 38G] [50G] [44G, 43G, 36G]

Sacks: T.Cole 8.0, C.Barwin 5.0, V.Curry 4.0, D.Ryans 4.0, M.Kendricks 4.0, B.Graham 3.0, F.Cox 3.0, B.Logan 2.0, N.Allen 1.0, C.Williams 1.0, C.Thornton 1.0, N.Goode 1.0
Team: 37.0, Opponents: 45.0

Fumbles Lost: M.Vick 2, N.Foles 2, M.Barkley 1, J.Avant 1, B.Celek 1, L.McCoy 1, J.Kelce 1, D.Johnson 1 **Total: 10**
Opponent Fumble Recoveries: M.Kendricks 4, N.Goode 1, F.Cox 1, B.Logan 1, C.Williams 1, P.Chung 1, C.Barwin 1, B.Fletcher 1, C.Matthews 1 **Total: 12**

USUAL STARTERS

WR	Riley Cooper	LDE	Cedric Thornton
LT	Jason Peters	NT	Bennie Logan (8)
LG	Evan Mathis		Isaac Sopoaga (7)
C	Jason Kelce	RDE	Fletcher Cox
RG	Todd Herremans	LOLB	Connor Barwin
RT	Lane Johnson	ILB	DeMeco Ryans
TE	Brent Celek	ILB	Mychal Kendricks
WR	DeSean Jackson	ROLB	Trent Cole
QB	Nick Foles (10)	LCB	Bradley Fletcher
	Michael Vick (6)	RCB	Cary Williams
RB	LeSean McCoy	SS	Nate Allen
WR	Jason Avant	FS	Patrick Chung (10)
			Earl Wolff (6)

2014 EAGLES STATISTICS



Record: 10-6, 2nd in NFC East Head Coach: Chip Kelly

9/7	W	34-17	Jacksonville	69,596
9/15	W	30-27	at Indianapolis	64,871
9/21	W	37-34	Washington	69,596
9/28	L	21-26	at San Francisco	70,799
10/5	W	34-28	St. Louis	69,596
10/12	W	27-0	New York Giants	69,596
10/26	L	20-24	at Arizona	61,789
11/2	W	31-21	at Houston	71,780
11/10	W	45-21	Carolina	69,596
11/16	L	20-53	at Green Bay	78,270
11/23	W	43-24	Tennessee	69,596
11/27	W	33-10	at Dallas	91,379
12/7	L	14-24	Seattle	69,596
12/14	L	27-38	Dallas	69,596
12/20	L	24-27	at Washington	78,897
12/28	W	34-26	at New York Giants	79,150

TEAM STATS

Total First Downs	356
Rushing	109
Passing	218
Penalty	29
3rd Down: Made/Att	103/237
3rd Down Pct.	43.5%
4th Down: Made/Att	7/11
4th Down Pct.	63.6%
Possession Avg.	26:40
Total Net Yards	6348
Avg. Per Game	396.8
Total Plays	1127
Avg. Per Play	5.6
Net Yards Rushing	1992
Avg. Per Game	124.5
Total Rushes	474
Net Yards Passing	4356
Avg. Per Game	272.3
Sacked/Yards Lost	32/225
Gross Yards	4581
Attempts/Completions	621/384
Completion Pct.	61.8%
Had Intercepted	21
Punts/Average	76/43.8
Net Punting Avg.	38.9
Penalties/Yards	115/995
Fumbles/Ball Lost	25/15
Touchdowns	54
Rushing	16
Passing	27
Returns	11

EAGLES

338
88
211
39
88/232
37.9%
3/12
25.0%
33:20
6009
375.6
1113
5.4
1771
110.7
473
4238
264.9
49/357
4595
591/345
58.4%
12
91/43.8
36.6
121/1089
27/16
48
14
30
4

<u>Rushing</u>	<u>No.</u>	<u>Yds</u>	<u>Avg</u>	<u>Lg</u>	<u>TD</u>
L.McCoy	312	1319	4.2	53	5
D.Sproles	57	329	5.8	49t	6
C.Polk	46	172	3.7	22	4
M.Sanchez	34	87	2.6	15	1
N.Foles	16	68	4.3	14	0
T.Burton	5	10	2.0	4	0
J.Huff	1	7	7.0	7	0
M.Barkley	3	0	0.0	0	0
Team	474	1992	4.2	53	16
Opponents	473	1771	3.7	37	14

<u>Receiving</u>	<u>No.</u>	<u>Yds</u>	<u>Avg</u>	<u>Lg</u>	<u>TD</u>
J.Maclin	85	1318	15.5	72	10
J.Matthews	67	872	13.0	44t	8
Z.Ertz	58	702	12.1	35t	3
R.Cooper	55	577	10.5	50	3
D.Sproles	40	387	9.7	57	0
B.Celek	32	340	10.6	37	1
L.McCoy	28	155	5.5	18	0
J.Huff	8	98	12.3	44	0
J.Maehl	5	46	9.2	15	0
J.Casey	3	59	19.7	26t	2
C.Polk	2	16	8.0	15	0
B.Smith	1	11	11.0	11	0
Team	384	4581	11.9	72	27
Opponents	345	4595	13.3	81t	30

<u>INTs</u>	<u>No.</u>	<u>Yds</u>	<u>Avg</u>	<u>Lg</u>	<u>TD</u>
N.Allen	4	45	11.3	40	0
M.Jenkins	3	67	22.3	53t	1
C.Williams	2	-1	-0.5	0	0
B.Fletcher	1	34	34.0	34t	1
D.Ryans	1	0	0.0	0	0
B.Boykin	1	0	0.0	0	0
Team	12	145	12.1	53t	2
Opponents	21	257	12.2	52t	2

Sacks: C.Barwin 14.5, V.Curry 9.0, T.Cole 6.5, B.Graham 5.5, M.Kendricks 4.0, F.Cox 4.0, C.Matthews 1.5, B.Bair 1.5, N.Allen 1.0, C.Thornton 1.0, B.Allen 0.5
Team: 49.0, Opponents: 32.0

Fumbles Lost: M.Sanchez 3, L.McCoy 3, N.Foles 3, Z.Ertz 1, J.Huff 1, R.Cooper 1, D.Sproles 1, D.Ryans 1, B.Celek 1 **Total: 15**
Opponent Fumble Recoveries: N.Allen 3, C.Thornton 3, F.Cox 3, Z.Ertz 1, V.Curry 1, N.Carroll II 1, C.Matthews 1, D.Ryans 1, M.Jenkins 1, B.Fletcher 1 **Total: 16**

<u>Punt Returns</u>	<u>Ret</u>	<u>FC</u>	<u>Yds</u>	<u>Avg</u>	<u>Lg</u>	<u>TD</u>
D.Sproles	39	16	506	13.0	82t	2
J.Maclin	2	4	25	12.5	18	0
R.Cooper	0	1	0	0	0	0
Team	41	21	531	13.0	82t	2
Opponents	29	22	238	8.2	75t	1

<u>Scoring</u>	<u>TD</u>	<u>Ru</u>	<u>Pa</u>	<u>Rt</u>	<u>PAT</u>	<u>FG</u>	<u>2Pt</u>	<u>Pts</u>
C.Parkey	0	0	0	0	54/54	32/36	0	150
J.Maclin	10	0	10	0			0	60
D.Sproles	8	6	0	2			0	48
J.Matthews	8	0	8	0			0	48
L.McCoy	5	5	0	0			0	30
C.Polk	5	4	0	1			0	30
R.Cooper	3	0	3	0			0	18
Z.Ertz	3	0	3	0			0	18
J.Casey	2	0	2	0			0	12
C.Maragos	1	0	0	1			0	6
B.Fletcher	1	0	0	1			0	6
B.Smith	1	0	0	1			0	6
B.Celek	1	0	1	0			0	6
M.Sanchez	1	1	0	0			0	6
M.Jenkins	1	0	0	1			0	6
T.Burton	1	0	0	1			0	6
J.Huff	1	0	0	1			0	6
C.Thornton	1	0	0	1			0	6
F.Cox	1	0	0	1			0	6
Team	54	16	27	11	54/54	32/36	0	474
Opponents	48	14	30	4	46/47	22/27	0	400

2-Pt. Conversions: Eagles 0/0, Opponents 0/1

<u>Score By Periods</u>	<u>Q1</u>	<u>Q2</u>	<u>Q3</u>	<u>Q4</u>	<u>OT</u>	<u>Pts</u>
Team	130	117	128	99	0	474
Opponents	103	110	84	103	0	400

<u>Field Goals</u>	<u>1-19</u>	<u>20-29</u>	<u>30-39</u>	<u>40-49</u>	<u>50+</u>
C.Parkey	0/0	10/10	14/16	4/6	4/4
Team	0/0	10/10	14/16	4/6	4/4
Opponents	0/0	9/9	4/7	7/7	2/4

Parkey: [51G, 28G, 31G, 38N, 23G, 36G, 38G, 33G, 51G, 26G, 27G, 31G, 45G, 54G, 20G, 45G, 39G, 33G, 33G, 36G, 26G, 49N, 35G, 30G, 50G, 31G, 22G, 26G, 25G, 47G, 43G, 34N, 46N, 22G, 32G, 39G]
Opps: [49G, 50N, 36B, 46G, 27G, 49G, 44G, 33N, 29G, 51G, 46G, 31G, 28G, 39N, 27G, 33G, 50N, 20G, 28G, 44G, 49G, 25G, 26G, 38G, 20G, 36G, 53G]

<u>Punting</u>	<u>No</u>	<u>Yds</u>	<u>Avg</u>	<u>Net</u>	<u>TB</u>	<u>In</u>	<u>Lg</u>	<u>B</u>
D.Jones	76	3331	43.8	38.9	7	34	68	0
Team	76	3331	43.8	38.9	7	34	68	0
Opponents	91	3984	43.8	36.6	6	27	71	4

<u>Kickoff Returns</u>	<u>No.</u>	<u>Yds</u>	<u>Avg</u>	<u>Lg</u>	<u>TD</u>
J.Huff	14	415	29.6	107t	1
C.Polk	11	340	30.9	102t	1
J.Casey	3	38	12.7	16	0
N.Carroll	2	45	22.5	24	0
B.Smith	1	21	21.0	21	0
D.Sproles	1	15	15.0	15	0
Team	32	874	27.3	107t	2
Opponents	52	1183	22.8	44	0

<u>Passing</u>	<u>Att</u>	<u>Cmp</u>	<u>Yds</u>	<u>Cmp%</u>	<u>Yds/Att</u>	<u>TD</u>	<u>TD%</u>	<u>Int</u>	<u>Int%</u>	<u>Lg</u>	<u>Sk/Lost</u>	<u>Rat</u>
M.Sanchez	309	198	2418	64.1%	7.8	14	4.5%	11	3.6%	72	23/151	88.4
N.Foles	311	186	2163	59.8%	7.0	13	4.2%	10	3.2%	68t	9/74	81.4
M.Barkley	1	0	0	0.0%	0.0	0	0.0%	0	0.0%	0	0/0	39.6
Team	621	384	4581	61.8%	7.4	27	4.3%	21	3.4%	72	32/225	84.8
Opponents	591	345	4595	58.4%	7.8	30	5.1%	12	2.0%	81t	49/357	91.6

USUAL STARTERS

WR	Riley Cooper	LDE	Cedric Thornton
LT	Jason Peters	NT	Bennie Logan
LG	Evan Mathis (9)	RDE	Fletcher Cox
	Matt Tobin (5)	LOLB	Connor Barwin
C	Jason Kelce (12)	ILB	DeMeco Ryans (8)
	David Molk (4)		Casey Matthews (8)
RG	Todd Herremans (7)	ILB	Mychal Kendricks (11)
	Andrew Gardner (6)		Casey Matthews (3)
RT	Lane Johnson	ROLB	Trent Cole
TE	Brent Celek	LCB	Bradley Fletcher
WR	Jeremy Maclin	RCB	Cary Williams
QB	Nick Foles (8)	SS	Nate Allen
	Mark Sanchez (8)	FS	Malcolm Jenkins
RB	LeSean McCoy		
WR	Jordan Matthews (10)		

2015 EAGLES STATISTICS



Record: 7-9, 2nd in NFC East Chip Kelly (15), Pat Shurmur (1)

9/14	L	24-26	at Atlanta	70,516
9/20	L	10-20	Dallas	69,596
9/27	W	24-17	at New York Jets	78,160
10/4	L	20-23	at Washington	74,767
10/11	W	39-17	New Orleans	69,596
10/19	W	27-7	New York Giants	69,596
10/25	L	16-27	at Carolina	74,194
11/8	W	33-27	at Dallas (OT)	91,827
11/15	L	19-20	Miami	69,596
11/22	L	17-45	Tampa Bay	69,596
11/26	L	14-45	at Detroit	64,445
12/6	W	35-28	at New England	66,829
12/13	W	23-20	Buffalo	69,596
12/20	L	17-40	Arizona	69,596
12/26	L	24-38	Washington	69,596

TEAM STATS	EAGLES	OPP
Total First Downs	339	365
Rushing	110	100
Passing	193	239
Penalty	36	26
3rd Down: Made/Att	91/230	99/231
3rd Down Pct.	39.6%	42.9%
4th Down: Made/Att	8/16	6/9
4th Down Pct.	50.0%	66.7%
Possession Avg.	28:21	34:00
Total Net Yards	5830	6426
Avg. Per Game	364.4	401.6
Total Plays	1102	1148
Avg. Per Play	5.3	5.6
Net Yards Rushing	1743	2153
Avg. Per Game	108.9	134.6
Total Rushes	442	478
Net Yards Passing	4087	4273
Avg. Per Game	255.4	267.1
Sacked/Yards Lost	37/254	37/243
Gross Yards	4341	4516
Completion Pct.	65.0%	62.2%
Had Intercepted	18	15
Punts/Average	88/45.9	89/45.3
Net Punting Avg.	41.6	39.0
Penalties/Yards	104/819	123/1051
Fumbles/Ball Lost	26/13	23/11
Touchdowns	45	50
Rushing	15	10
Passing	23	36
Returns	7	4

Score By Period	Q1	Q2	Q3	Q4	OT	Pts.
Team	64	112	98	97	6	377
Opponents	87	136	92	115	0	430

Rushing	No.	Yds	Avg.	Lg.	TD
D.Murray	193	702	3.6	54t	6
R.Mathews	106	539	5.1	63t	6
D.Sproles	83	317	3.8	27	3
K.Barner	28	124	4.4	19	0
S.Bradford	26	39	1.5	14	0
M.Sanchez	6	22	3.7	11	0
Team	442	1743	3.9	63t	15
Opponents	478	2153	4.5	84	10

Receiving	No.	Yds	Avg.	Lg.	TD
J.Mathews	85	997	11.7	78t	8
Z.Ertz	75	853	11.4	60	2
D.Sproles	55	388	7.1	35t	1
D.Murray	44	322	7.3	44	1
B.Celek	27	398	14.7	60	3
J.Huff	27	312	11.6	41t	3
N.Agholor	23	283	12.3	53t	1
R.Cooper	21	327	15.6	62t	2
R.Mathews	20	146	7.3	23t	1
M.Austin	13	224	17.2	39t	1
K.Barner	9	22	2.4	12	0
T.Burton	3	54	18.0	43	0
J.Krause	2	11	5.5	7	0
S.Ajirotutu	1	4	4.0	4	0
Team	405	4341	10.7	78t	23
Opponents	394	4516	11.5	59	36

Interceptions	No.	Yds	Avg.	Lg.	TD
W.Thurmond	3	67	22.3	44	0
M.Jenkins	2	99	49.5	99t	1
J.Hicks	2	67	33.5	67t	1
B.Maxwell	2	22	11.0	22	0
N.Carroll	2	18	9.0	17t	1
E.Reynolds	1	7	7.0	7	0
K.Alonso	1	0	0.0	0	0
E.Rowe	1	0	0.0	0	0
D.Ryans	1	0	0.0	0	0
Team	15	280	18.7	99t	3
Opponents	18	141	7.8	39t	2

Kick Returns	No.	Yds.	Avg.	Lg.	TD
J.Huff	21	498	23.7	49	0
R.Cooper	2	28	14.0	16	0
D.Sproles	1	20	20.0	20	0
K.Barner	1	10	10.0	10	0
Z.Ertz	1	9	9.0	9	0
S.Ajirotutu	1	0	0.0	0	0
Team	27	565	20.9	49	0
Opponents	34	705	20.7	79	0

Fumbles												
Lost: S.Bradford 3, R.Mathews 3, D.Murray 2, N.Agholor 1, K.Barner 1, Z. Ertz 1, J.Mathews 1, M.Sanchez 1, Total: 13												
Opponent Recoveries: J.Hicks 3, F.Cox 2, B.Braman 1, B.Celek 1, M.Jenkins 1, B.Maxwell 1, D.Ryans 1, W. Thurmond 1, Total: 11												

Passing	Att.	Cmp.	Yds.	Cmp.%	Yds./Att.	TD	TD%	Int.	Int.%	Lg	Sack	Lost	Rat.
S.Bradford	532	346	3725	65.0	7.00	19	3.6	14	2.6	78t	28	200	86.4
M.Sanchez	91	59	616	64.8	6.77	4	4.4	4	4.4	43	9	54	80.7
Team	623	405	4341	65.0	6.97	23	3.7	18	2.9	78t	37	254	85.6
Opponents	633	394	4516	62.2	7.13	36	5.7	15	2.4	59	37	243	92.8

Scoring	TD	Ru.	Rec.	Ret.	PAT	FG	2pt.	Saf.	Pts.
C.Sturgis	0	0	0	0	35/37	18/22	0	0	89
J.Mathews	8	0	8	0	--	--	0	0	48
R.Mathews	7	6	1	0	--	--	0	0	42
D.Murray	7	6	1	0	--	--	0	0	42
D.Sproles	6	3	1	2	--	--	0	0	36
B.Celek	3	0	3	0	--	--	0	0	18
J.Huff	3	0	3	0	--	--	0	0	18
C.Parkey	0	0	0	0	7/7	3/4	0	0	16
R.Cooper	2	0	2	0	--	--	0	0	12
Z.Ertz	2	0	2	0	--	--	0	0	12
W.Thurmond	1	0	0	1	--	--	0	1	8
N.Agholor	1	0	1	0	--	--	0	0	6
M.Austin	1	0	1	0	--	--	0	0	6
N.Carroll	1	0	0	1	--	--	0	0	6
N.Goode	1	0	0	1	--	--	0	0	6
J.Hicks	1	0	0	1	--	--	0	0	6
M.Jenkins	1	0	0	1	--	--	0	0	6
Team	45	15	23	7	42/44	21/26	0	1	377
Opponents	50	10	36	4	47/49	27/27	0	0	430

2-Pt. Conversions: Team 0/0, Opponents: 1/1

Field Goals (Game-by-Game)												
Sturgis: () () () (33N) (39G, 29G, 26G, 41G) (37G, 39G) (52G, 29G, 24G, 50N) (31G, 53G) (32N, 37G) (43G) (50N) () (45G, 41G, 30G) (36G) (34G) ()												
Parkey: (29G, 44N) (46G) (30G) () () () () () () () () () ()												
Opps: (41G, 39G, 44G, 47G) (20G, 28G) (53G) (20G, 38G, 33G) (21G) () (35G, 29G) (41G, 44G) (42G, 22G) (28G) (48G) () (38G, 40G) (28G, 38G) (28G) (22G, 30G, 48G)												

Field Goals	1-19	20-29	30-39	40-49	50+
C.Sturgis	0/0	4/4	8/10	4/4	2/4
C.Parkey	0/0	1/1	1/1	1/2	0/0
Team	0/0	5/5	9/11	5/6	2/4
Opponents	0/0	10/10	7/7	9/9	1/1

Punting	No.	Yds.	Avg.	Net	TB	In20	Lg.	Blk.
D.Jones	86	4038	47.0	41.6	8	29	64	2
Team	88	4038	45.9	41.6	8	29	64	2
Opponents	89	4030	45.3	39.0	6	30	64	1

Punt Returns	Ret.	FC	Yds.	Avg.	Lg.	TD
D.Sproles	38	18	446	11.7	89t	2
K.Barner	1	0	-3	-3.0	-3	0
Team	39	18	443	11.4	89t	2
Opponents	42	23	215	5.1	19	0

Sacks												
F.Cox 9.5, C.Barwin 7.0, B.Graham 6.5, V.Curry 3.5, M.Kendricks 3.0, W.Thurmond 2.0, M. Smith 1.5, B.Braman 1.0, J.Hicks 1.0, B.Logan 1.0, C.Thornton 1.0, Team: 37, Opponents: 37												

2016 EAGLES STATISTICS



Record: 7-9, 4th in NFC East Head Coach: Doug Pederson

9/11	W	29-10	Cleveland	69,596
9/19	W	29-14	at Chicago	62,268
9/25	W	34-3	Pittsburgh	69,596
10/9	L	23-24	at Detroit	58,047
10/16	L	20-27	at Washington	78,934
10/23	W	21-10	Minnesota	69,596
10/30	L	23-29	at Dallas (OT)	93,103
11/06	L	23-28	at N.Y. Giants	80,309
11/13	W	24-15	Atlanta	69,596
11/20	L	15-26	at Seattle	69,190
11/28	L	13-27	Green Bay	69,596
12/4	L	14-32	at Cincinnati	55,456
12/11	L	22-27	Washington	69,596
12/18	L	26-27	at Baltimore	71,223
12/22	W	24-19	N.Y. Giants	69,596
1/1	W	27-13	Dallas	69,596

TEAM STATS	EAGLES	OPP
Total First Downs	333	300
Rushing	114	89
Passing	192	177
Penalty	27	34
3rd Down: Made/Att	85/224	82/205
3rd Down Pct.	37.9%	40.0%
4th Down: Made/Att	13/27	8/18
4th Down Pct.	48.1%	44.4%
Possession Avg.	32:16	27:44
Total Net Yards	5398	5484
Avg. Per Game	337.4	342.8
Total Plays	1080	978
Avg. Per Play	5.0	5.6
Net Yards Rushing	1813	1652
Avg. Per Game	113.3	103.3
Total Rushes	438	391
Net Yards Passing	3585	3832
Avg. Per Game	224.1	239.5
Sacked/Yards Lost	33/213	34/207
Gross Yards	3798	4039
Attempts/Completions	609/380	553/333
Completion Pct.	62.4%	60.2%
Had Intercepted	14	16
Punts/Average	63/45.8	62/46.3
Net Punting Avg.	40.7	41.1
Penalties/Yards	113/945	99/837
Fumbles/Ball Lost	24/6	24/10
Touchdowns	37	36
Rushing	16	10
Passing	16	25
Returns	5	1

Score By Period	Q1	Q2	Q3	Q4	OT	Pts.
Team	56	119	94	98	0	367
Opponents	78	120	59	68	6	331

Rushing	No.	Yds	Avg.	Lg.	TD
R.Mathews	155	661	4.3	30	8
D.Sproles	94	438	4.7	25t	2
W.Smallwood	77	312	4.1	19	1
C.Wentz	46	150	3.3	17	2
K.Barner	27	129	4.8	19	2
B.Marshall	19	64	3.4	12	0
T.Watson	9	28	3.1	8	1
N.Agholor	5	14	2.8	5	0
J.Huff	3	10	3.3	10	0
B.Treggs	2	7	3.5	4	0
D.Jones	1	0	0.0	0	0
Team	438	1813	4.1	30	16
Opponents	391	1652	4.2	72t	10

Receiving	No.	Yds	Avg.	Lg.	TD
Z.Ertz	78	816	10.5	30	4
J.Mathews	73	804	11.0	54	3
D.Sproles	52	427	8.2	73t	2
T.Burton	37	327	8.8	32	1
D.Green-Beckham	36	392	10.9	26	2
N.Agholor	36	365	10.1	40t	2
B.Celek	14	155	11.1	24	0
R.Mathews	13	115	8.8	27	1
J.Huff	13	72	5.5	14	1
P.Turner	9	126	14.0	41	0
W.Smallwood	6	55	9.2	18	0
K.Barner	5	42	8.4	15	0
B.Treggs	3	80	26.7	58	0
B.Marshall	3	10	3.3	7	0
C.Wentz	1	7	7.0	7	0
T.Watson	1	5	5.0	5	0
Team	380	3798	10.0	73t	16
Opponents	333	4039	12.1	80t	25

Interceptions	No.	Yds	Avg.	Lg.	TD
J.Hicks	5	41	8.2	34	0
M.Jenkins	3	98	32.7	64t	2
R.McLeod	3	5	1.7	5	0
L.McKelvin	2	29	14.5	29t	1
N.Bradham	1	28	28.0	28	0
T.Brooks	1	6	6.0	6	0
N.Carroll	1	0	0.0	0	0
Team	16	207	12.9	64t	3
Opponents	14	126	9.0	47	0

Sacks
F. Cox 6.5, B. Graham 5.5, C. Barwin 5.0, V. Curry 2.5, B. Logan 2.5, M. Smith 2.5, N. Bradham 2.0, D. Vaeao 2.0, J. Hicks 1.0, M. Jenkins 1.0, R. McLeod 1.0, S. Means 1.0, Team Sacks 1.0, B. Allen 0.5, **Team: 34, Opponents: 33**

Fumbles
Lost: C. Wentz 3, R. Mathews 2, W. Smallwood 1, **Total: 6**
Opp. Recoveries: B. Allen 1, N. Bradham 1, R. Brooks 1, T. Burton 1, F. Cox 1, B. Graham 1, J. Hicks 1, M. Jenkins 1, M. Kendricks 1, B. Logan 1, **Total: 10**

Passing	Att.	Cmp.	Yds.	Cmp.%	Yds./Att.	TD	TD%	Int.	Int.%	Lg	Sack	Lost	Rat.
C.Wentz	607	379	3782	62.4%	6.2	16	2.6%	14	2.3%	73t	33	213	79.3
C.Daniel	1	1	16	100.0%	16.0	0	0.0%	0	0.0%	16	0	0	118.8
J.Huff	1	0	0	0.0%	0.0	0	0.0%	0	0.0%	0	0	0	39.6
Team	609	380	3798	62.4%	6.2	16	2.6%	14	2.3%	73t	33	213	79.2
Opponents	553	333	4039	60.2%	7.3	25	4.5%	16	2.9%	80t	34	207	85.7

Scoring	TD	Ru.	Rec.	Ret.	PAT	FG	2pt.	Saf.	Pts.
C.Sturgis	0	0	0	0	30/31	35/41	0	0	135
R.Mathews	9	8	1	0	--	--	2	0	58
Z.Ertz	4	0	4	0	--	--	0	0	24
D.Sproles	4	2	2	0	--	--	0	0	24
J.Mathews	3	0	3	0	--	--	0	0	18
N.Agholor	2	0	2	0	--	--	1	0	14
C.Wentz	2	2	0	0	--	--	1	0	14
K.Barner	2	2	0	0	--	--	0	0	12
D.Green-Beckham	2	0	2	0	--	--	0	0	12
J.Huff	2	0	1	1	--	--	0	0	12
M.Jenkins	2	0	0	2	--	--	0	0	12
W.Smallwood	2	1	0	1	--	--	0	0	12
T.Burton	1	0	1	0	--	--	0	0	6
L.McKelvin	1	0	0	1	--	--	0	0	6
T.Watson	1	1	0	0	--	--	0	0	6
Team	37	16	16	5	30/31	35/41	4	1	367
Opponents	36	10	25	1	31/34	28/33	0	0	331

2-Pt. Conversions: Team 4/6, Opponents: 0/1

Field Goals (Game-by-Game)
Sturgis: [46WR, 22G, 38G] [25G, 29G, 53G] [29G, 38G] [50G, 33G, 49G] [38G, 28G] [35G, 21G] [30G, 55G, 34G] [34G, 40B, 26G, 38G] [44WR, 29G, 55SH, 25G, 48G] [] [48G, 50G] [51RU] [45G, 36G, 41G] [45G, 34G, 27G, 29G] [41G] [22G, 49WL, 33G]
Opps: [35G] [31LU] [36B, 40G] [29G] [32G, 50G] [48G] [38G, 23G, 49G] [] [38G, 43G, 53WR, 46G] [21G, 35G, 44WR] [33G, 32G] [32G, 33G, 26G, 38G] [38LU] [53G, 47G] [35G, 35G, 29G, 41G] [49G, 23G]

Field Goals	1-19	20-29	30-39	40-49	50+
C.Sturgis	0/0	12/12	12/12	7/11	4/6
Team	0/0	12/12	12/12	7/11	4/6
Opponents	0/0	6/6	12/15	8/9	2/3

Punting	No.	Yds.	Avg.	Net	TB	In20	Lg.	Blk.
D.Jones	63	2888	45.8	40.7	6	21	72	0
Team	63	2888	45.8	40.7	6	21	72	0
Opponents	62	2873	46.3	41.1	4	18	66	1

Punt Returns	Ret.	FC	Yds.	Avg.	Lg.	TD
D.Sproles	17	13	224	13.2	66	0
K.Barner	2	0	22	11.0	22	0
Team	19	13	246	12.9	66	0
Opponents	25	15	202	8.1	65t	1

Kick Returns	No.	Yds.	Avg.	Lg.	TD
K.Barner	9	277	30.8	61	0
W.Smallwood	9	261	29.0	86t	1
J.Huff	7	252	36.0	98t	1
N.Agholor	5	92	18.4	27	0
B.Marshall	2	36	18.0	23	0
D.Sproles	1	19	19.0	19	0
P.Turner	1	11	11.0	11	0
Z.Ertz	1	8	8.0	8	0
Team	35	956	27.3	98t	2
Opponents	38	712	18.7	34	0

2017 EAGLES STATISTICS



Record: 13-3, 1st in NFC East Head Coach: Doug Pederson

9/10	W	30-17	at Washington	78,685
9/17	L	20-27	at Kansas City	74,971
9/24	W	27-24	N.Y. Giants	69,596
10/1	W	26-24	at L.A. Chargers	25,374
10/8	W	34-7	Arizona	69,596
10/12	W	28-23	at Carolina	74,373
10/23	W	34-24	Washington	69,596
10/29	W	33-10	San Francisco	69,596
11/5	W	51-23	Denver	69,596
11/19	W	37-9	at Dallas	93,247
11/26	W	31-3	Chicago	69,596
12/3	L	10-24	at Seattle	69,075
12/10	W	43-35	at L.A. Rams	67,752
12/17	W	34-29	at N.Y. Giants	76,896
12/25	W	19-10	Oakland	69,596
12/31	L	0-6	Dallas	69,596
1/13	W	15-10	Atlanta (NFCD)	69,596
1/21	W	38-7	Minnesota (NFC)	69,596
2/4	W	41-33	at New England (SB)	67,612

TEAM STATS	EAGLES	OPP
Total First Downs	338	272
Rushing	108	62
Passing	193	177
Penalty	37	33
3rd Down: Made/Att	96/230	66/205
3rd Down Pct.	41.7%	32.2%
4th Down: Made/Att	17/26	4/18
4th Down Pct.	65.4%	22.2%
Possession Avg.	32:41	27:19
Total Net Yards	5852	4904
Avg. Per Game	365.8	306.5
Total Plays	1073	976
Avg. Per Play	5.5	5.0
Net Yards Rushing	2115	1267
Avg. Per Game	132.2	79.2
Total Rushes	473	337
Net Yards Passing	3737	3637
Avg. Per Game	233.6	227.3
Sacked/Yards Lost	36/230	38/246
Gross Yards	3967	3883
Attempts/Completions	564/341	601/363
Completion Pct.	60.5%	60.4%
Had Intercepted	9	19
Punts/Average	68/44.6	83/44.9
Net Punting Avg.	40.6	39.6
Penalties/Yards	116/962	101/917
Fumbles/Ball Lost	25/11	19/12
Touchdowns	53	34
Rushing	9	7
Passing	38	24
Returns	6	3

Score By Period	Q1	Q2	Q3	Q4	OT	Pts.
Team	106	118	107	126	0	457
Opponents	48	81	63	103	0	295

Rushing	No.	Yds	Avg.	Lg.	TD
L.Blount	173	766	4.4	68	2
J.Ajayi	70	408	5.8	71	1
C.Clement	74	321	4.3	28	4
C.Wentz	64	299	4.7	24	0
W.Smallwood	47	174	3.7	26	1
D.Sproles	15	61	4.1	12	0
K.Barner	16	57	3.6	18	1
N.Sudfeld	1	22	22.0	22	0
N.Agholor	1	7	7.0	7	0
N.Foles	11	3	0.3	9	0
T.Smith	1	-3	-3.0	-3	0
Team	473	2115	4.5	71	9
Opponents	337	1267	3.8	53t	7

Receiving	No.	Yds	Avg.	Lg.	TD
Z.Ertz	74	824	11.1	53	8
N.Agholor	62	768	12.4	72t	8
A.Jeffery	57	789	13.8	53t	9
T.Smith	36	430	11.9	59t	2
T.Burton	23	248	10.8	27t	5
M.Hollins	16	226	14.1	64t	1
B.Celek	13	130	10.0	28	1
W.Smallwood	13	103	7.9	24	0
C.Clement	10	123	12.3	28	2
J.Ajayi	10	91	9.1	32	1
L.Blount	8	50	6.3	20	1
D.Sproles	7	73	10.4	16	0
K.Barner	5	56	11.2	22	0
M.Johnson	5	45	9.0	16	0
S.Gibson	2	11	5.5	6	0
Team	341	3967	11.6	72t	38
Opponents	363	3883	10.7	77t	24

Interceptions	No.	Yds	Avg.	Lg.	TD
P.Robinson	4	36	9.0	19	0
R.McLeod	3	67	22.3	50	0
J.Mills	3	53	17.7	37t	1
R.Darby	3	42	14.0	37	0
C.Graham	2	73	36.5	59	0
R.Douglas	2	7	3.5	7	0
M.Jenkins	2	0	0.0	0	0
Team	19	278	14.6	59	1
Opponents	9	43	4.8	24t	1

Sacks	No.	Yds	Avg.	Lg.	TD
B.Graham 9.5, F.Cox 5.5, D.Barnett 5.0, C.Long 5.0, V.Curry 3.0, T.Jernigan 2.5, M.Kendricks 2.0, B.Allen 1.0, N.Bradham 1.0, M.Jenkins 1.0, S.Means 1.0, P.Robinson 1.0, J.Hamilton 0.5, Team: 38.0, Opponents: 36.0					

Fumbles	No.	Yds	Avg.	Lg.	TD
Lost: C.Wentz 3, N.Foles 2, J.Ajayi 1, L.Blount 1, Z.Ertz 1, M.Jenkins 1, M.Johnson 1, D.Sproles 1, Total: 11					
Opp. Recoveries: D.Barnett 2, F.Cox 2, N.Bradham 1, T.Burton 1, B.Graham 1, J.Hicks 1, M.Hollins 1, M.Jenkins 1, R.McLeod 1, Team: 12					

Passing	Att.	Cmp.	Yds.	Cmp.%	Yds./Att.	TD	TD%	Int.	Int.%	Lg	Sack	Lost	Rat.
C.Wentz	440	265	3296	60.2%	7.5	33	7.5%	7	1.6%	72t	28	162	101.9
N.Foles	101	57	537	56.4%	5.3	5	5.0%	2	2.0%	35	5	44	79.5
N.Sudfeld	23	19	134	82.6%	5.8	0	0.0%	0	0.0%	16	3	24	91.0
Team	564	341	3967	60.5%	7.0	38	6.7%	9	1.6%	72t	36	230	97.6
Opponents	601	363	3883	60.4%	6.5	24	4.0%	19	3.2%	77t	38	246	79.5

Scoring	TD	Ru.	Rec.	Ret.	PAT	FG	2pt.	Saf.	Pts.
J.Elliott	0	0	0	0	39/42	26/31	0	--	117
A.Jeffery	9	0	9	0	---	---	3	--	60
N.Agholor	9	0	8	1	---	---	0	--	54
Z.Ertz	8	0	8	0	---	---	0	--	48
C.Clement	6	4	2	0	---	---	1	--	38
T.Burton	5	0	5	0	---	---	1	--	32
L.Blount	3	2	1	0	---	---	1	--	20
T.Smith	2	0	2	0	---	---	0	--	12
J.Ajayi	2	1	1	0	---	---	0	--	12
C.Sturgis	0	0	0	0	1/2	3/3	0	--	10
K.Barner	1	1	0	0	---	---	0	--	6
N.Bradham	1	0	0	1	---	---	0	--	6
F.Cox	1	0	0	1	---	---	0	--	6
B.Celek	1	0	1	0	---	---	0	--	6
B.Graham	1	0	0	1	---	---	0	--	6
W.Smallwood	1	1	0	0	---	---	0	--	6
J.Mills	1	0	0	1	---	---	0	--	6
M.Hollins	1	0	1	0	---	---	0	--	6
D.Barnett	1	0	0	1	---	---	0	--	6
Team	53	9	38	6	40/44	29/34	6	--	457
Opponents	34	7	24	3	31/33	20/26	0	--	295

2-Pt. Conversions: Team 6/9, Opponents: 0/1

Field Goals (Game-by-Game)
Elliott: () [34G, 30WL, 40G] [52WL, 46G, 61G] [45G, 40G, 53G, 47G] [36G, 28G] [50G, 48G] [50G, 42G, 45RU] [40G, 51G] [45G] [34WR] [45G] [26G] [22G, 41G, 33G] [28G, 20G] [33WR, 35G, 48G] ()
Sturgis: [50G, 42G, 37G] () () () () () () () () () () () () () () ()
Opps: [33G] [34G, 39G] [41G] [28G] [51B] [39G, 20G, 46G] [27] [27B, 50G] [52G, 53G, 24G] [48G, 27G, 47G] [54SH, 38G] [46G] () [28G, 48B] [25G, 48WR] [23WL]

Field Goals	1-19	20-29	30-39	40-49	50+
J.Elliott	0/0	5/5	4/7	12/13	5/6
C.Sturgis	0/0	0/0	1/1	1/1	1/1
Team	0/0	5/5	5/8	13/14	6/7
Opponents	0/0	7/9	5/5	5/7	3/5

Punting	No.	Yds	Avg.	Net	TB	In20	Lg.	Blk.
D.Jones	67	3033	45.3	40.6	5	21	62	1
Team	68	3033	44.6	40.6	5	21	62	1
Opponents	83	3725	44.9	39.6	9	29	64	1

Punt Returns	Ret.	FC	Yds	Avg.	Lg.	TD
K.Barner	27	15	240	8.9	76	0
D.Sproles	1	5	10	10.0	10	0
T.Smith	1	0	9	9.0	9	0
Team	29	20	259	8.9	76	0
Opponents	25	14	171	6.8	44	0

Kick Returns	No.	Yds	Avg.	Lg.	TD
K.Barner	10	194	19.4	27	0
W.Smallwood	4	93	23.3	28	0
C.Clement	2	49	24.5	35	0
B.Celek	2	18	9.0	10	0
Team	18	354	19.7	35	0
Opponents	47	1015	21.6	61	0

ALL-TIME ROSTER

PHILADELPHIA EAGLES



A	POS	COLLEGE	JRSY	GMS	YEARS
Abercrombie, Walter	RB	Baylor	32	5	1988
Abiamiri, Victor	DE	Notre Dame	78, 95	29	2007-11
Absher, Dick	LB	Maryland	53	8	1972
Acho, Emmanuel	LB	Texas	51	20	2013-15
Adams, Gary	DB	Arkansas	6	0	1969
Adams, Jamar	S	Michigan	45	1	2010
Adams, Keith	LB	Clemson	57	57	2002-05
Adams, Theo	G	Hawaii	61	0	1995
Agajanian, Ben	G	New Mexico	89	7	1945
Agholor, Nelson	WR	USC	17, 13	44	2015-*
Ajayi, Jay	RB	Boise State	36	7	2017-*
Ajirotutu, Seyi	WR	Fresno State	16	13	2015
Akers, David	K	Louisville	2	188	1999-2010
Alexander, David	C	Tulsa	72	114	1987-94
Alexander, Kermit	DB	UCLA	39	21	1972-73
Allen, Beau	DT	Wisconsin	94	63	2014-17
Allen, Chuck	LB	Washington	54	12	1972
Allen, Eric	CB	Arizona State	21	111	1988-94
Allen, Ian	T	Purdue	79	4	2004
Allen, Jackie	DB	Baylor	21	1	1972
Allen, Kevin	T	Indiana	72	16	1985
Allen, Nate	S	South Florida	29	74	2010-2014
Allert, Ty	LB	Texas	58	24	1987-89
Allison, Henry	G	San Diego State	65	20	1971-72
Alonso, Kiko	LB	Oregon	50	11	2015
Amerson, Glen	B	Texas Tech	46	14	1961
Amundson, George	RB	Iowa State	38	6	1975
Anderson, Colt	S	Montana	30	48	2010-13
Anderson, Gary	K	Syracuse	1	32	1995-96
Andrews, Josh	G	Oregon State	68	16	2015-16
Andrews, Leroy	B	Pittsburg State	NA	0	1934
Andrews, Shawn	T/G	Arkansas	73	50	2004-09
Andrews, Stacy	G/T	Mississippi	76	10	2009
Angelo, Jim†	G	Indiana (PA)	69	1	1987
Antwine, Houston	DT	Southern Illinois	75	14	1972
Archer, Dave	QB	Iowa State	18	0	1991-92
Armour, Justin	WR	Stanford	86	1	1997
Armstrong, Calvin	T	Washington State	76	0	2005
Armstrong, Harvey	DT	Southern Methodist	96	40	1982-84
Armstrong, Neill	E	Oklahoma A&M	80	54	1947-51
Arnold, Jay	B	Texas	34	40	1937-40
Arrington, Rick	QB	Tulsa	11	17	1970-73
Aschbacher, Darrel	G	Oregon	50	11	1959
Asher, Jamie	TE	Louisville	84	0	1999
Asomugha, Nnamdi	CB	California	24	32	2011-12
Atkins, Steve	FB	Maryland	38	1	1981
Auer, Howard	T	Michigan	24	2	1933
Auer, Jim†	DE	Georgia	97	1	1987
Austin, Miles	WR	Monmouth	19	11	2015
Autry, Darnell	RB	Northwestern	26, 24	11	1998, 2000
Avant, Jason	WR	Michigan	81	116	2006-13
Ayers, Marvin†	DE	Grambling	96	2	1987
B	POS	COLLEGE	JRSY	GMS	YEARS
Babin, Jason	DE	Western Michigan	94, 93	39	2009, 2011-12
Bahr, Matt	K	Penn State	11	11	1993
Bailey, David	DE	Oklahoma State	93	13	1990
Bailey, Eric†	TE	Kansas State	87	3	1987
Bailey, Howard	T	Tennessee	20	1	1935
Bailey, Tom	B	Florida State	31	50	1971-74
Bailey, Victor	WR	Missouri	82	32	1993-94

Bair, Brandon	DE	Oregon	93	21	2014-15
Baisi, Albert	G	West Virginia	63	2	1947
Baker, Jason	P	Iowa	6	2	2002
Baker, John	E	North Carolina Central	78	7	1962
Baker, Keith	WR	Texas Southern	80	8	1985
Baker, Ron	G	Oklahoma State	63	123	1980-88
Baker, Sam	K	Oregon State	38	82	1964-69
Baker, Tony	B	Iowa State	38	18	1971-72
Baldinger, Brian	G	Duke	62	24	1992-93
Ballman, Gary	E	Michigan State	85	66	1967-72
Banas, Stephen	B	Notre Dame	NA	2	1935
Banducci, Bruno	G	Stanford	63	19	1944-45
Banta, Jack	B	Southern California	33	18	1941, 1944-45
Barber, Shawn	LB	Richmond	56	29	2002, 06
Barbre, Allen	G/T	Missouri Southern St.	76	44	2013-16
Barker, Bryan	P	Santa Clara	4	11	1994
Barkley, Matt	QB	Southern California	2	4	2013-14
Barlow, Corey	CB	Auburn	24	10	1992-94
Barner, Kenjon	RB	Oregon	34, 38	36	2015-16, 2017
Barnes, Antwan	DE	Florida International	51	2	2010
Barnes, Bill	B	Wake Forest	33	60	1957-61
Barnes, Larry	FB	Tennessee State	38	23	1978-79
Barnes, Walter	G	LSU	74	47	1948-51
Barnett, Derek	DE	Tennessee	96	15	2017-*
Barnett, Fred	WR	Arkansas State	86	81	1990-95
Barnhardt, Dan	B	Centenary	NA	1	1934
Barni, Roy	B	San Francisco	33	14	1954-55
Barnum, Len	B	West Virginia Wesleyan	13	21	1940-42
Barr, Stephen	WR	Pennsylvania	83	0	1965
Bartholomew, Sam	B	Tennessee	27	9	1941
Bartlett, Doug	LB	Northern Illinois	95	10	1988
Bartley, Ephesians	LB	Florida	50	6	1992
Bartrum, Mike	TE/LS	Marshall	88	107	2000-06
Barwin, Connor	LB/DE	Cincinnati	98	64	2013-16
Basca, Nick	B	Villanova	47	11	1941
Baskett, Hank	WR	New Mexico	84	50	2006-2010
Bassi, Dick	G	Santa Clara	35	11	1940
Bassman, Herman	B	Ursinus	19, 29, 24	8	1936
Battaglia, Matt†	LB	Louisville	52	3	1987
Baughan, Maxie	LB	Georgia Tech	55	80	1960-65
Bauman, Alfred	T	Northwestern	73	2	1947
Bausch, Frank	C	Kansas	55	4	1940-41
Bavaro, Mark	TE	Notre Dame	84	28	1993-94
Bawel, Bibbles	B	Evansville	20, 81	36	1952, 1955-56
Baze, Winford	B	Texas Tech	26, 37	10	1937
Beach, Pat	TE	Washington State	83	16	1992
Beals, Shawn	WR/KR	Idaho State	81	13	1988
Beatty, Will	T	Connecticut	66	1	2017
Beaver, Jim	G	Florida	65	1	1962
Beckles, Ian	G	Indiana	62	25	1997-98
Bednarik, Chuck	C/LB	Pennsylvania	60	169	1949-62
Beisler, Randy	DE	Indiana	64, 80	36	1966-68
Bell, Demetress	T	Northwestern State	77	9	2012
Bell, Eddie	B	Pennsylvania	81	48	1955-58
Bell, Joique	RB	Wayne State	24	3	2010
Bell, Mike	RB	Arizona	26	5	2010
Bell, Todd	LB	Ohio State	49, 52	20	1988-89
Bellamy, Mike	WR	Illinois	81	6	1990
Bellamy, Victor†	CB	Syracuse	39	3	1987
Bendross, Jesse†	WR	Alabama	85	3	1987
Benn, Arrelious	WR	Illinois	17	0	2013

ALL-TIME ROSTER

ES FLY



Benn, Arrelious	WR	Illinois	17	0	2013	Brooks, Tony	RB	Notre Dame	39	5	1992-93
Benson, Harry	G	Western Maryland	30, 39	6	1935	Brookshier, Tom	B	Colorado	45, 40	76	1953, 1956-61
Berger, Mitch	P	Colorado	17	5	1994	Broughton, Luther	TE	Furman	49, 86, 88, 84	31	1997, 1999-2000
Bergey, Bill	LB	Arkansas State	66	91	1974-80	Brown, Aaron	LB	Ohio State	90	7	1985
Berry, Dan	B	California	19	0	1967	Brown, Bob	T	Nebraska	76	64	1964-68
Berzinski, Willie	B	Wisconsin-LaCrosse	33	4	1956	Brown, Bryce	RB	Kansas State	34	31	2012-13
Betterson, James	RB	North Carolina	34	23	1977-78	Brown, Cedrick	CB	Washington	23	12	1987
Bielski, Dick	B	Maryland	36	60	1955-59	Brown, David†	LB	Miami (OH)	56	1	1987
Bieniemy, Eric	RB	Colorado	33	16	1999	Brown, Deauntae	CB	Central State (OH)	35	1	1997
Biggers, E.J.	CB	Western Michigan	38	16	2015	Brown, Fred	LB	Miami (FL)	55, 87	26	1967-69
Binotto, John	B	Duquesne	30	2	1942	Brown, Greg	DE	Kansas State	98	89	1981-86
Bishop, Blaine	SS	Ball State	24	12	2002	Brown, Jerome	DT	Miami (FL)	99	76	1987-91
Bjorklund, Robert	C	Minnesota	50	7	1941	Brown, Na	WR	North Carolina	85	42	1999-2001
Black, Michael	T/G	Sacramento State	77	1	1986	Brown, Reggie	WR	Georgia	86	72	2005-09
Blackmore, Richard	CB	Mississippi State	27	57	1979-82	Brown, Reggie†	RB	Oregon	24	3	1987
Blaine, Ed	G	Missouri	64	56	1963-66	Brown, Ronnie	RB	Auburn	34	16	2011
Blake, Jeff	QB	East Carolina	11	3	2004	Brown, Sheldon	CB	South Carolina	39, 24	128	2002-09
Bleamer, Jeff	T	Penn State	67	24	1975-76	Brown, Thomas	DE	Baylor	97	16	1980
Bleeker, Mel	B	Southern California	49	17	1944-46	Brown, Tim	B	Ball State	22	96	1960-67
Bloom, Jeremy	WR	Colorado	11	0	2006	Brown, Willie	FL	Southern California	23	7	1966
Blount, LeGarrette	RB	Oregon	29	16	2017	Brumm, Don	DE	Purdue	80	16	1970-71
Blue, Luther	WR	Iowa State	80	3	1980	Brunski, Andrew	C	Temple	62	0	1943
Blye, Ron	RB	Notre Dame	33	14	1969	Brutley, Daryon	CB	Northern Iowa	31	1	2003
Boatswain, Harry	G/T	New Haven	69	13	1995, 1997	Bryant, Bill	CB	Grambling	25	3	1978
Boedeker, William	B	DePaul	21	10	1950	Brzezinski, Doug	G	Boston College	74	64	1999-2002
Bogren, Vince	E	New Mexico	73	0	1944	Buckhalter, Correll	RB	Nebraska	28	74	2001-08
Bolden, Gary†	DT	SW Oklahoma State	65	2	1987	Buckley, Eldra	RB	Tennessee-Chattanooga	34	32	2009-10
Boniol, Chris	K	Louisiana Tech	18	32	1997-98	Budd, Frank	E	Villanova	20	13	1962
Booker, Lorenzo	RB	Florida State	25	10	2008	Bukant, Joe	B	Washington-St. Louis	36	33	1938-40
Booty, John	DB	TCU	42	29	1991-92	Bulaich, Norm	RB	TCU	36	25	1973-74
Boryla, Mike	QB	Stanford	10	22	1974-76	Bull, Ron	B	Baylor	47	13	1971
Bostic, James	RB	Auburn	27	11	1998-99	Bunkley, Brodrick	DT	Florida State	78, 97	76	2006-10
Bostic, Jason	CB	Georgia Tech	32	17	1999-2000	Bunting, John	LB	North Carolina	95	132	1972-82
Bougness, Lee	B	Louisville	46	32	1970-73	Burgess, Derrick	LB/DE	Mississippi	59, 56, 73	30	2001-04, 2010
Bouie, Kevin	RB	Mississippi State	35, 33	0	1995-96	Burk, Adrian	B	Baylor	10	70	1951-56
Bova, Tony	E	St. Francis	85	10	1943	Burke, Mark	DB	West Virginia	29	1	1976
Bowman, Kevin†	WR	San Jose State	83	3	1987	Burks, Dialleo	WR	Eastern Kentucky	42, 89, 86	0	1996
Boykin, Brandon	CB	Georgia	22	48	2012-14	Burnette, Tom	B	North Carolina	19	8	1938
Boykin, Deral	S	Louisville	25	10	1996	Burnham, Lem	DE	U.S. International	67	45	1977-80
Bradford, Sam	QB	Oklahoma	7	14	2015	Burnine, Hank	E	Missouri	84	14	1956-57
Bradham, Nigel	LB	Florida State	53	31	2016-*	Burroughs, Don	B	Colorado State	45	64	1960-64
Bradley, Bill	FS	Texas	28	110	1969-76	Burton, Trey	TE	Florida	47, 88	61	2014-17
Bradley, Carl†	LB	Wake Forest	59	3	1987	Bushby, Thomas	B	Kansas State	45	2	1935
Bradley, Harold	G	Iowa	65	12	1958	Buss, Art	T	Michigan State	45, 12	23	1936-37
Bradley, Stewart	LB	Nebraska	55	44	2007-10	Butler, Bob	G	Kentucky	53	3	1962
Brady, Rickey	TE	Oklahoma	87	0	1995	Butler, John	B	Tennessee	27	17	1943, 1945
Braman, Bryan	LB	West Texas A&M	56	51	2014-16, 17	Byars, Keith	RB	Ohio State	42, 41	105	1986-92
Bredice, John	E	Boston University	89	12	1956	Byrne, Bill	G	Boston College	66	12	1963
Brennan, Leo	T	Holy Cross	70	11	1942	C	POS	COLLEGE	JRSY	GMS	YEARS
Brewer, Jack	S	Minnesota	42	6	2005	Cabrelli, Larry	E	Colgate	84	61	1941-47
Brewer, John	B	Louisville	36	18	1952-53	Caesar, Ivan	LB	Boston College	53	0	1993
Brian, William	T	Gonzaga	31	20	1935-36	Caffey, Lee Roy	LB	Texas A&M	52	14	1963
Bridges, Jeremy	T/G	Southern Mississippi	74	0	2003	Cagle, Jim	DT	Georgia	78	14	1974
Brister, Bubby	QB	Northeast Louisiana	6	17	1993-94	Cahill, Dave	DT	Northern Arizona	58	14	1966
Britt, Rankin	E	Texas A&M	18	1	1939	Caldwell, Mike	LB	Middle Tennessee St.	56	62	1998-2001
Brodnicki, Chuck	T	Temple	30	0	1934	Calhoun, Don	RB	Kansas State	30	1	1982
Brooks, Barrett	T	Kansas State	76	64	1995-98	Calicchio, Lonny	K	Mississippi	17	2	1997
Brooks, Brandon	G	Miami (OH)	79	30	2016-*	Calloway, Ernie	DT	Texas Southern	57, 77	47	1969-72
Brooks, Clifford	DB	Tennessee State	23	15	1975-76	Calvin, Jorrick	CB	Troy	38	12	2010
Brooks, Ron	CB	LSU	33	6	2016	Campbell, Glenn	E	Emporia State	29	1	1935
Brooks, Terrence	S	Florida State	29	11	2016	Campbell, Marion	T	Georgia	78	71	1956-61

ALL-TIME ROSTER

ES FLY



Campbell, Stan	G	Iowa State	64	37	1959-61	Coleman, Marco	DE	Georgia Tech	93	13	2003
Campbell, Tommy	DB	Iowa State	37	14	1976	Collie, Bruce	G	Texas-Arlington	69	17	1990-91
Campfield, Billy	RB	Kansas	37	69	1978-82	Colman, Wayne	DB	Temple	49	19	1968-69
Campion, T.J.	T	Southeastern Louisiana	72	5	1947	Combs, Bill	E	Purdue	82	10	1942
Canale, Rocco	G	Boston College	73	17	1943-45	Concannon, Jack	QB	Boston College	3	18	1964-66
Carmichael, Roc	CB	Virginia Tech	21	13	2013-14	Conjar, Larry	B	Notre Dame	25	14	1968
Carmichael, Harold	WR	Southern	17	180	1971-83	Conlin, Rayt	DT	Ohio State	91	1	1987
Carollo, Joe	T	Notre Dame	76	28	1969-70	Conner, Darion	DE	Jackson State	93	21	1996-97
Carpe, Joe	T	Millikin	NA	2	1933	Considine, Sean	S	Iowa	37	46	2005-08
Carpenter, Rob	WR	Syracuse	81	16	1995	Conti, Enio	G	Bucknell	51	40	1941-45
Carr, Earl	RB	Florida	32	1	1979	Conwell, Joe	T	North Carolina	79	28	1986-87
Carr, Jim	B	Charleston	21	63	1959-63	Cook, Leon	T	Northwestern	72	2	1942
Carrioccio, Russ	G	Virginia	64	7	1955	Cook, Rashard	S	Southern California	42	47	1999-2002
Carroll, Nolan	CB	Maryland	23, 22	43	2014-16	Cooke, Ed	E	Maryland	86	7	1958
Carroll, Terrence	S	Oregon State	33	0	2001	Cooper, Evan	DB/KR	Michigan	21	60	1984-87
Carson, Carlos	WR	LSU	87	6	1989	Cooper, Louis	LB	Western Carolina	52	11	1993
Carter, Cris	WR	Ohio State	80	41	1987-89	Cooper, Richard	T	Tennessee	77	31	1996-98
Carter, Joe	E	Austin	31, 17	78	1933-40	Cooper, Riley	WR	Florida	14	88	2010-15
Case, Pete	G	Georgia	67	40	1962-64	Copeland, Russell	WR	Memphis State	86	11	1997-98
Casey, James	TE	Rice	85	31	2013-14	Cornish, Frank	C	UCLA	68	2	1995
Cassady, Howard	B	Ohio State	41	5	1962	Cortez, Jose	K	Oregon State	6	4	2005
Castiglia, Jim	B	Georgetown	31	23	1941, 1945-46	Coston, Zed	C	Texas A&M	23	1	1939
Caterbone, Tom†	CB	Franklin & Marshall	49	2	1987	Cothren, Paige	B	Mississippi	45	7	1959
Catlin, Tom	LB	Oklahoma	63	12	1959	Couplin, Jerome	S	William & Mary	21	8	2014-15
Cavanaugh, Matt	QB	Pittsburgh	6	27	1986-89	Cowher, Bill	LB	North Carolina State	57	20	1983-84
Caver, Quinton	LB	Arkansas	55	16	2001-2002	Cowhig, Jerry	B	Notre Dame	36	11	1951
Celek, Brent	TE	Cincinnati	87	175	2007-17	Cox, Fletcher	DT/DE	Mississippi State	91	93	2012-*
Cemore, Tony	G	Creighton	61	10	1941	Crabb, Claude	B	Colorado	23	23	1964-65
Ceppetelli, Gene	C	Villanova	54	21	1968-69	Craft, Russ	CB/HB	Alabama	33	100	1946-53
Chalenski, Mike	DE	UCLA	71	24	1993-95	Crafts, Jerry	T/G	Louisville	73, 66	16	1997-98
Chaney, Jamar	LB	Mississippi State	49, 51	44	2010-12	Crawford, Charles	RB	Oklahoma State	45	18	1986-87
Chapura, Dick	DT	Missouri	97	7	1990	Creech, Bob	LB	TCU	58	16	1971-72
Cheek, Louis	T	Texas A&M	75	1	1990	Creswell, Smiley	DE	Michigan State	92	3	1985
Cherry, Je'Rod	S	California	25	13	2000	Crews, Terry	LB	Western Michigan	54	0	1996
Cherundolo, Chuck	C	Penn State	21	11	1940	Cronin, Bill	E	Boston College	87	2	1965
Chesley, Al	LB	Pittsburgh	59	52	1979-82	Cross, Irv	DB	Northwestern	27	83	1961-65, 1969
Chesson, Wes	WR	Duke	21	14	1973-74	Crowe, Larry	RB	Texas Southern	47	1	1972
Christensen, Jeff	QB	Eastern Illinois	11	0	1984-85	Crutchfield, Darrel	CB	Clemson	29	4	2001
Chung, Patrick	S	Oregon	23	12	2013	Cuba, Paul	T	Pittsburgh	23, 21	29	1933-35
Chuy, Don	G	Clemson	66	8	1969	Culbreath, Jim	FB	Oklahoma	32	2	1980
Cifelli, Gus	T	Notre Dame	77	7	1954	Cullars, Willie	DE	Kansas State	75	13	1974
Clark, Al	CB	Eastern Michigan	21	14	1976	Cumby, George†	LB	Kentucky	91	1	1987
Clark, Algy	B	Ohio State	28	3	1934	Cunningham, B.J.	WR	Michigan State	89	2	2013
Clark, Jeremy	DT	Alabama	63	1	2010	Cunningham, Dick	LB	Arkansas	51	9	1973
Clark, Mike	K/E	Texas A&M	84	14	1963	Cunningham, Randall	QB	UNLV	12	122	1985-95
Clark, Willie	CB	Notre Dame	25	16	1997	Cuppoletti, Bree	G	Oregon	37	10	1939-40
Clarke, Adrien	G	Ohio State	61	13	2004-05	Curcio, Mike	LB	Temple	57	21	1981-82
Clarke, Ken	DT	Syracuse	71	148	1978-87	Curry, Vinny	DE	Marshall	75	84	2012-17
Clayton, Don	T	No College	NA	0	1936	Curtis, Kevin	WR	Utah State	80	28	2007-09
Clayton, Keenan	LB	Oklahoma	57	21	2010-11	Curtis, Scott	LB	New Hampshire	91	16	1988
Clement, Corey	RB	Wisconsin	30	16	2017-*	D	POS	COLLEGE	JRSY	GMS	YEARS
Clemons, Chris	DE	Georgia	91	32	2008-09	D'Agostino, Frank	G	Auburn	66	12	1956
Clemons, Toppert	RB	Wake Forest	27	3	1987	Daniel, Chase	QB	Missouri	10	1	2016
Cobb, Garry	LB	Southern California	50	44	1985-87	Daniels, Tank	LB	Harding	50	22	2006, 2008
Cody, Bill	LB	Auburn	66	11	1972	Darby, Byron	DE/TE	Southern California	94	58	1983-86
Colavito, Rocky	LB	Wake Forest	58	4	1975	Darby, Ronald	CB	Florida State	41	8	2017-*
Cole, John	B	St. Joseph's	37	18	1938-40	Darilek, Trey	T/G	Texas-El Paso	66	18	2004-05
Cole, Nick	C	New Mexico State	59	77	2006-10	Darling, James	LB	Washington State	57	59	1997-2000
Cole, Trent	DE/LB	Cincinnati	58	155	2005-14	Darwin, Matt	C	Texas A&M	78	61	1986-90
Coleman, Al	DB	Tennessee State	8	26	1972-73	Davis, Al	B	Tennessee State	43	14	1971-72
Coleman, Kurt	S	Ohio State	42	59	2010-13	Davis, Antone	T	Tennessee	77, 78	78	1991-95

ALL-TIME ROSTER

ES FLY



Davis, Bob	B	Kentucky	27	10	1942
Davis, Jason	FB	Illinois	42	0	2006
Davis, Norm	G	Grambling	64	14	1970
Davis, Pernell	DT	Alabama-Birmingham	93	2	1999-2000
Davis, Stan	WB	Memphis State	81	8	1973
Davis, Sylvester	B	Geneva	16	7	1933
Davis, Tanard	CB	Miami	41	0	2007
Davis, Vern	DB	Western Michigan	16	3	1971
Dawkins, Brian	FS	Clemson	20	183	1996-2008
Dawson, Dale	K	Eastern Kentucky	4	1	1988
Dean, Ted	B	Wichita State	35	42	1960-63
DeLine, Steve	K	Colorado State	2	3	1989
Dellenbach, Jeff	G/C	Wisconsin	66	16	1999
DeLucca, Jerry	T	Middle Tennessee St.	74	12	1959
Demas, George	G	Washington & Jefferson	27	0	1933
Demps, Quintin	FS	Texas-El Paso	39	25	2008-09
Dempsey, Jack	T	Bucknell	27	4	1934, 1937
Dempsey, Tom	K	Palomar Junior College	19	47	1971-74
Dennard, Mark	C	Texas A&M	65	32	1984-85
Dent, Richard	DE	Tennessee State	95	15	1997
DeSantis, Dan	B	Niagara	49	11	1941
Detmer, Koy	QB	Colorado	10	103	1997-06
Detmer, Ty	QB	BYU	14	21	1996-97
DeVan, Kyle	G	Oregon State	68	5	2011
DeVaughn, Dennis	DB	Bishop	25	13	1982-83
Dial, Alan	DB	UCLA	24	1	1989
Dial, Benjy	B	Eastern New Mexico	4	1	1967
Diaz-Infante, David	G	San Jose State	63	15	1999
Dickerson, Kori	TE	Southern California	86	2	2003
DiFlippo, Dave	G	Villanova	26, 69	5	1941
Dimmick, Tom	T	Houston	65	12	1956
Dimry, Charles	CB	UNLV	38	15	1997
Dingle, Nate	LB	Cincinnati	55	6	1995
DiRenzo, Danny	P	No College	82	0	1948
Dirks, Mike	G	Wyoming	62	43	1968-71
Disend, Leo	T	Albright	73	0	1943
Ditka, Mike	E	Pittsburgh	89, 98	20	1967-68
Dixon, Al	TE	Iowa State	86	10	1983
Dixon, Antonio	DT	Miami (FL)	64, 90	36	2009-12
Dixon, Floyd	WR	Stephen F. Austin	84	7	1992
Dixon, Ronnie	DT	Cincinnati	90	32	1995-96
Dixon, Zachary	RB	Temple	25	5	1980
Dobbins, Herb	T	San Diego State	67	3	1974
Dogins, Kevin	G/C	Texas A&M-Kingsville	73	0	2003
Dorenbos, Jon	LS	Texas-El Paso	46	162	2006-16
Dorow, Al	B	Michigan State	10	6	1957
Dorsey, Dean	K	Toronto	2	3	1988
Doss, Noble	B	Texas	45	20	1947-48
Douglas, Dameane	WR	California	82	52	1999-2002
Douglas, Hugh	LB/DE	Central State (OH)	53	82	1998-2002, 04
Douglas, Merrill	B	Utah	33	13	1962
Douglas, Otis	T	William & Mary	71	30	1946-49
Douglas, Rasul	CB	West Virginia	32	14	2017-*
Dow, Woody	B	West Texas A&M	14	30	1938-40
Dowda, Harry	B	Wake Forest	44	24	1954-55
Doyle, Ted	T	Nebraska	72	10	1943
Drake, Joe	DT	Arizona	99	16	1985
Drake, Troy	T	Indiana	75	21	1995-97
Drummond, Robert	RB	Syracuse	36	36	1989-91
Duckworth, Bobby	WR	Arkansas	80	4	1986
Dudley, Paul	B	Arkansas	28	10	1963

Dumbauld, John	DE	Kentucky	93	7	1987-88
Duncan, Rick	K	Eastern Montana	32	1	1968
Dunek, Ken	TE	Memphis State	86	2	1980
Dunlap, King	T	Auburn	65	52	2008-12
Dunn, Jason	TE	Eastern Kentucky	87	41	1996-98
Dunstan, Bill	DT	Utah State	61	56	1973-76
Durko, John	E	Albright	88	6	1944
E	POS	COLLEGE	JRSY	GMS	YEARS
Eckel, Kyle	FB	Navy	32	5	2008
Edwards, Anthony	WR	New Mexico Highlands	84	14	1989-90
Edwards, Herman	DB	San Diego State	46	135	1977-85
Edwards, Trent	QB	Stanford	11	1	2012
Ehlers, Tom	LB	Kentucky	59	42	1975-77
Eibner, John	T	Kentucky	76, 77	30	1941-42, '46
Eiden, Ed	B	Scranton	71	0	1944
Elewonibi, Moe	T	BYU	65	6	1995
Ellerbe, Dannel	LB	Georgia	57	3	2017
Elliott, Jake	K	Memphis	4	15	2017-*
Ellis, Drew	T	TCU	35	22	1938-40
Ellis, Ray	S	Ohio State	24	73	1981-85
Ellstrom, Swede	B	Oklahoma	10	8	1934
Elston, Trae	S	Mississippi	35	1	2017
Emanuel, Charles	S	West Virginia	47	5	1997
Emelianchik, Pete	E	Richmond	39	0	1967
Emmons, Carlos	LB	Arkansas State	51	60	2000-03
Emmons, Franklin	B	Oregon	44	11	1940
Ena, Justin	LB	BYU	50, 95	31	2002-03, '05
Engles, Rick	P	Tulsa	13	6	1978
Enke, Fred	B	Arizona	17	9	1952
Ephraim, Alonzo	C	Alabama	50	30	2003-04
Erdlitz, Richard	B	Northwestern	11, 30	17	1942, 1945
Ertz, Zach	TE	Stanford	86	75	2013-*
Estes, Larry	DE	Alcorn A&M	81	7	1972
Evans, Byron	LB	Arizona	56	113	1987-94
Evans, Donald	DE	Winston-Salem State	77	5	1988
Evans, Mike	C	Boston College	59	73	1968-73
Evans, Randall	CB	Kansas State	41	1	2015
Everett, Eric	CB	Texas Tech	42	32	1988-89
Everett, Major	FB	Mississippi College	39	47	1983-85
Everitt, Steve	C	Michigan	61	45	1997-99
F	POS	COLLEGE	JRSY	GMS	YEARS
Fagioli, Carl	G	No College	77	2	1944
Farmer, Ray	LB	Duke	55	32	1996-98
Farragut, Ken	C	Mississippi	53	43	1951-54
Fazio, Ront	TE	Maryland	87	1	1987
Feagles, Jeff	P	Miami (FL)	5	64	1990-93
Feather, Tiny	B	Kansas State	NA	0	1933
Feehery, Gerry	C/G	Syracuse	67	41	1983-87
Feeley, A.J.	QB	Oregon	14	12	2001-03, 06-08
Felber, Nip	E	North Dakota	32	1	1933
Feller, Happy	K	Texas	1	9	1971
Fencel, Dick	E	Northwestern	29	5	1933
Ferko, Fritz	G	West Chester	11, 19	12	1937-38
Ferrante, Jack	E	No College	83, 87	81	1941, 1944-50
Ferrara, Frank	DE	Rhode Island	75	0	2003
Ferris, Neil	B	Loyola (CA)	27	8	1952
Fiedler, Bill	G	Pennsylvania	38	1	1938
Fiedler, Jay	QB	Dartmouth	11	0	1994-95
Field, Richard	G	No College	NA	0	1939-40
Finn, Mike	T	Arkansas-Pine Bluff	79	0	1994
Finneran, Brian	WR	Villanova	86	3	1999

ALL-TIME ROSTER

ES FLY



Fitzgerald, Mickey	FB	Virginia Tech	38	1	1981	Gersbach, Carl	LB	West Chester	69	6	1970
Fitzkee, Scott	WR	Penn State	81	22	1979-80	Ghecas, Lou	B	Georgetown	11	8	1941
Flanigan, Jim	DT	Notre Dame	79	6	2003	Giammona, Louie	RB	Utah State	33	55	1978-82
Fletcher, Bradley	CB	Iowa	24	28	2013-14	Giannelli, Hal	B	Loyola (CA)	27	41	1953-56
Flores, Mike	DT	Louisville	95, 96	50	1991-94	Giannelli, Mario	G	Boston College	64	44	1948-51
Floyd, Eric	G	Auburn	61	19	1992-93	Gibbs, Pat	DB	Lamar	45	2	1972
Fogle, DeShawn	LB	Kansas State	54, 52	5	1997	Gibron, Abe	G	Purdue	64	14	1956-57
Fokou, Moise	LB	Maryland	53	43	2009-11	Gibson, Brandon	WR	Washington State	19	1	2009
Foles, Nick	QB	Arizona	9	35	2012-14, 17-*	Gibson, Mike	G	California	61	0	2008
Folsom, Steve	TE	Utah	86	3	1981	Gibson, Shelton	WR	West Virginia	18	5	2017-*
Fontenot, Chris	TE	McNeese State	85	5	1998	Giddens, Frank	T	New Mexico	79	25	1981-82
Ford, Carl	WR	Toledo	19	0	2005	Giddens, Wimpy	T	Louisiana Tech	26	9	1938
Ford, Charles	DB	Houston	32	6	1974	Gilbert, Lewis	TE	Florida	86	3	1980
Ford, Fredric	CB	Mississippi Valley St.	46	0	1997	Giles, Jimmie	TE	Alcorn State	83	40	1987-89
Foules, Elbert	CB	Alcorn State	29	73	1983-87	Gill, Roger	B	Texas Tech	32	25	1964-65
Fox, Dustin	CB	Ohio State	25	1	2006	Gilmore, Jim	T	Ohio State	75	2	1986
Fox, Terry	B	Miami (FL)	36	13	1941, 1945	Gilyard, Mardy	WR	Cincinnati	19	6	2012
Frahm, Dick	B	Nebraska	NA	1	1935	Ginney, Jerry	G	Santa Clara	31	1	1940
Fraley, Hank	C/G	Robert Morris	63	72	2000-05	Glass, Glenn	B	Tennessee	49	25	1964-65
France, Todd	K	Toledo	3	3	2005	Gloden, Fred	B	Tulane	37	6	1941
Frank, Joseph	T	Georgetown	61, 70	14	1941, 1943	Glover, Rich	DT	Nebraska	69	14	1975
Franklin, Cleveland	RB	Baylor	30	30	1977-78	Gocong, Chris	LB	Cal Poly San Luis Obispo	57	47	2006-09
Franklin, Tony	K	Texas A&M	1	73	1979-83	Goebel, Brad	QB	Baylor	8	5	1991
Franks, Dennis	C	Michigan	53	44	1976-78	Golden, Tim	LB	Florida	91	2	1985
Frazier, Derrick	CB	Texas A&M	23	19	1993-95	Goldston, Ralph	B	Youngstown State	22	27	1952, 1954-55
Freeman, Antonio	WR	Virginia Tech	86	16	2002	Golic, Mike	DT	Notre Dame	90	82	1987-92
Freeman, Bob	B	Auburn	41	26	1960-61	Gollomb, Rudy	G	Carroll (WI)	14	4	1936
Frey, Glenn	B	Temple	32	18	1936-37	Gonya, Robert	T	Northwestern	27	11	1933-34
Friedlund, Bob	E	Michigan State	85	2	1946	Goode, John	TE	Youngstown State	87	14	1985
Friedman, Bob	G	Washington	72	10	1944	Goode, Najee	LB	West Virginia	53, 52	60	2013-17
Fritts, George	T	Clemson	71	10	1945	Goode, Rob	B	Texas A&M	38	8	1955
Fritz, Ralph	G	Michigan	63	10	1941	Goodwin, Marvin	FS	UCLA	22	0	1994
Fritzsche, Jim	T/G	Purdue	72	15	1983	Goodwin, Ron	E	Baylor	31, 81	56	1963-68
Frizzell, William	S	North Carolina Central	33	86	1986-90, 92-93	Gordon, Dillon	G	LSU	69	1	2016
Fryar, Irving	WR	Nebraska	80	48	1996-98	Gordon, Lamar	RB	North Dakota St.	25	14	2005
Fuller, Frank	T	Kentucky	72	5	1963	Gorecki, Chuck†	LB	Boston College	51	3	1987
Fuller, James	S	Portland State	22	13	1996	Gossage, Gene	E	Northwestern	79	40	1960-62
Fuller, William	DE	North Carolina	95	46	1994-96	Gouveia, Kurt	LB	BYU	54	16	1995
Furio, Dominic	C	UNLV	75	0	2004	Graf, Kevin	OL	USC	77	0	2014
G	POS	COLLEGE	JRSY	GMS	YEARS	Graham, Brandon	DE/LB	Michigan	54, 55	111	2010-*
Gabbard, Steve	T	Florida State	67	0	1989	Graham, Corey	S	New Hampshire	24	14	2017-*
Gabriel, Roman	B	North Carolina St.	5, 18	53	1973-77	Graham, Dave	T	Virginia	78	83	1963-69
Gaither, Omar	LB	Tennessee	96	67	2006-10	Graham, Jeff	WR	Ohio State	81	15	1998
Gambold, Bob	B	Washington State	14	3	1953	Graham, Lyle	C	Richmond	51	11	1941
Gaona, Bob	T	Wake Forest	64	12	1957	Graham, Nick	CB	Tulsa	35	15	2007
Garcia, Jeff	QB	San Jose State	7, 9	9	2006, 2009	Graham, Tom	G	Temple	NA	2	1935
Gardner, Andrew	T	Georgia Tech	66	19	2014-15	Grant, Bud	E	Minnesota	86	24	1951-52
Gardner, Barry	LB	Northwestern	52	64	1999-2002	Grant, Otist	WR	Michigan State	81	3	1987
Garner, Charlie	RB	Tennessee	25, 30	66	1994-98	Grasmanis, Paul	DT	Notre Dame	96	54	2000-05
Garrity, Gregg	WR	Penn State	86	58	1984-89	Gratz, Dwayne	CB	Connecticut	36	0	2016
Gary, Russell	DB	Nebraska	24, 38	6	1986	Graves, Ray	C	Tennessee	51, 52	28	1942-43, 46
Gasperson, Michael	WR	San Diego	19	1	2007	Gray, Cecil	G/DT	North Carolina	71	14	1990-91
Gauer, Charles	E	Colgate	32, 85	23	1943-45	Gray, Jim	B	Toledo	28	3	1967
Gay, Blenda	DE	Fayetteville State	68	28	1975-76	Gray, Mel	KR/RB	Purdue	28	3	1997
Geathers, Clifton	DE	South Carolina	90	16	2013	Green, Donnie	T	Purdue	74	10	1977
George, Ed	T	Wake Forest	64	44	1976-78	Green, Jamaal	DE	Miami (FL)	65	8	2003-04
George, Raymond	T	Southern California	23, 42	2	1940	Green, John	E	Tulsa	89	44	1947-51
Gerber, Woody	G	Alabama	62	16	1941-42	Green, Roy	WR	Henderson State	81	22	1991-92
Gerhard, Christ	FS	East Stroudsburg	46	3	1987	Green-Beckham, Dorial	WR	Oklahoma	18	15	2016
Gerhart, Tom	DB	Ohio University	25	1	1992	Gregg, Kelly	DT	Oklahoma	94	3	1999-2000
Gerry, Nathan	LB	Nebraska	47	10	2017-*	Gregory, Ken	E	Whittier	80	2	1962
						Griffin, Don	CB	Middle Tennessee St.	28	16	1996

ALL-TIME ROSTER

ES FLY



Griffin, Jeff†	CB	Utah	45	2	1987	Harrison, Tyreo	LB	Notre Dame	54, 55	14	2002-03
Griggs, Anthony	LB	Ohio State	58	57	1982-85	Hart, Clinton	S	Central Florida CC	33	16	2003-04
Grooms, Eloist†	DE	Tennessee Tech	98	3	1987	Hart, Dick	G	No College	71	56	1967-71
Gros, Earl	B	LSU	34	41	1964-66	Hart, Taylor	DL/OL	Oregon	97, 77	14	2014-16, 17
Grossman, Burt	DE	Pittsburgh	69	14	1994	Hartman, Fred	T	Rice	73	12	1948
Grugier-Hill, Kamu	LB	Eastern Illinois	54	28	2016-*	Harvey, Richard	DB	Jackson State	41	4	1970
Grymes, Aaron	CB	Idaho	38	1	2016	Haskins, Jon	LB	Stanford	52	0	1998
Gudd, Leonard	E	Temple	NA	1	1934	Hasselbeck, Tim	QB	Boston College	11	2	2002
Gude, Henry	G	Vanderbilt	73	2	1946	Hauck, Tim	SS	Montana	45	48	1999-2002
Guglielmi, Ralph	QB	Notre Dame	17	4	1963	Havili, Stanley	FB	Southern California	39	15	2012
Guillory, Tony	LB	Lamar	61	12	1969	Hawkins, Ben	FL	Arizona State	18	102	1966-73
Gunn, Mark	DL	Pittsburgh	96	15	1995-96	Hawkinson, Tanner	G/T	Kansas	79	0	2015
Gunnels, Riley	T	Georgia	74	63	1960-64	Hayden, Aaron	RB	Tennessee	33	1	1998
H	POS	COLLEGE	JRSY	GMS	YEARS	Hayden, Ken	C	Arkansas	50	9	1942
Hackney, Elmer	B	Kansas State	20	8	1940-41	Hayes, Ed	DB	Morgan State	47	4	1970
Haddix, Michael	FB	Mississippi State	26	88	1983-88	Hayes, Joe	WR/KR	Central Oklahoma	80	12	1984
Haden, Nick	G	Penn State	62	8	1986	Haymond, Alvin	B	Southern	30	11	1968
Hager, Britt	LB	Texas	54	90	1989-94	Heath, Jo Jo	DB	Pittsburgh	29	15	1981
Hairston, Carl	DE	Maryland Eastern Shore	78	116	1976-83	Hebron, Vaughn	RB	Virginia Tech	45, 20	32	1993-95
Hajek, Chuck	C	Northwestern	8	11	1934	Heck, Ralph	LB	Colorado	43	40	1963-65
Hall, Andy	QB	Delaware	9	0	2005	Hegamin, George	G/T	North Carolina State	69	16	1998
Hall, Chad	WR	Air Force	16	15	2010-11	Heller, Ron	T	Penn State	73	75	1988-92
Hall, Irv	B	Brown	32	8	1942	Henderson, Jerome	CB	Clemson	26	15	1995
Hall, Rhett	DT	California	97	35	1995-98	Henderson, Zac	S	Oklahoma	24	12	1980
Hallstrom, Ron	G	Iowa	65	12	1993	Hendrickson, Steve	LB	California	48	3	1995
Halverson, Bill	T	Oregon State	75	8	1942	Henery, Alex	K	Nebraska	6	48	2011-13
Halverson, Dean	LB	Washington	56	32	1973-76	Henry, Chas	P	Florida	8	19	2011-12
Hamilton, Justin	DT	Louisiana-Lafayette	90	3	2017	Henry, Maurice	LB	Kansas State	53	7	1990
Hamilton, Ray	E	Arkansas	18, 42	0	1940	Henry, Wally	WR	UCLA	89	56	1977-82
Hamilton, Skip†	DT	Southern	99	1	1987	Henson, Gary	E	Colorado	80	11	1963
Hamiter, Uhuru	DE	Delaware State	91	8	2000-2001	Herremans, Todd	G/T	Saginaw Valley State	79	127	2005-2014
Hamner, Thomas	RB	Minnesota	33	0	2000	Herrod, Jeff	LB	Mississippi	54	10	1997
Hampton, Dave	RB	Wyoming	34	8	1976	Hershey, Kirk	E	Cornell	80	6	1941
Hampton, William	CB	Murray State	41	13	2001	Hertel, Rob	QB	Southern California	16	0	1980
Hankton, Karl	WR	Trinity (IL)	82	10	1998	Hewitt, Bill	E	Michigan	56, 82	38	1936-39, 43
Hansen, Roscoe	T	North Carolina	73	9	1951	Hicks, Artis	G/T	Memphis	77	38	2002-05
Hanson, Homer	C	Kansas State	NA	2	1935	Hicks, Jordan	LB	Texas	58	31	2015-*
Hanson, Joselio	CB	Texas Tech	45, 22, 21	91	2006-11	Higgins, Tom	T	North Carolina	71	17	1954-55
Hanson, Swede	B	Temple	14, 42	45	1933-37	Higgs, Mark	RB	Kentucky	22	15	1989
Harbor, Clay	TE	Missouri State	82	39	2010-12	Hill, Fred	E	Southern California	86	83	1965-71
Harding, Greg†	DB	Nicholls	28	1	1987	Hill, King	B	Rice	10	71	1961-68
Harding, Roger	C	California	72	6	1947	Hill, P.J.	RB	Wisconsin	32	0	2009
Hardy, Andre	RB	St. Mary's (CA)	47	6	1984	Hinkle, Jack	B	Syracuse	43	37	1941-47
Hargrove, Marvin	WR	Richmond	80	7	1990	Hix, Billy	E	Arkansas	85	11	1950
Harmon, Andy	DT	Kent State	91	86	1991-97	Hoage, Terry	S	Georgia	34	65	1986-90
Harper, Maurice	C	Austin	10	40	1937-40	Hoague, Joe	B	Colgate	13, 36	0	1943
Harrington, Perry	RB	Jackson State	35	42	1980-83	Hobbs, Bill	LB	Texas A&M	56	37	1969-71
Harris, Al	LB	Arizona State	95	32	1989-90	Hobbs, Ellis	CB	Iowa State	31	16	2009-10
Harris, Al	CB	Texas A&M-Kingsville	31	80	1998-2002	Hodges, Reggie	P	Ball State	3	3	2005
Harris, Antoine	S	Louisville	41	0	2010	Hogan, Mike	FB	Tennessee-Chattanooga	30, 35	41	1976-78, 80
Harris, Jim	B	Oklahoma	20	12	1957	Holcomb, William	T	Texas Tech	NA	1	1937
Harris, Jon	DE	Virginia	90	24	1997-98	Hollins, Mack	WR	North Carolina	10	16	2017-*
Harris, Leroy	FB	Arkansas State	20	37	1979-82	Holly, Bob	QB	Princeton	12	0	1984
Harris, Macho	S	Virginia Tech	35	15	2009	Holmes, Lester	G	Jackson State	73	46	1993-96
Harris, Richard	DE	Grambling	84	39	1971-73	Hood, Roderick	CB	Auburn	29	56	2003-06
Harris, Rod	WR	Texas A&M	80	20	1990-91	Hooks, Alvin	WR	Cal State-Northridge	80	3	1981
Harris, Tim	DE	Memphis State	97	4	1993	Hoover, Mel	WR	Arizona State	85	30	1982-84
Harrison, Bob	LB	Oklahoma	42	22	1962-63	Hopkins, Wes	FS	Southern Methodist	48	137	1983-93
Harrison, Dennis	DE	Vanderbilt	68	97	1978-84	Horan, Mike	P	Long Beach State	2	32	1984-85
Harrison, Granville	E	Mississippi State	80	1	1941	Hord, Roy	G	Duke	64	11	1962
Harrison, Jerome	RB	Washington State	33	8	2010	Horn, Marty†	QB	Lehigh	14	1	1987
						Horrell, Bill	G	Michigan State	62	4	1952

ALL-TIME ROSTER

ES FLY



Hoss, Clark	TE	Oregon	80	4	1972
Howard, Austin	T	Northern Iowa	68	4	2010
Howard, Bob	CB	San Diego State	23	26	1978-79
Howard, Darren	DE	Kansas State	90	64	2006-09
Howell, Lane	T	Grambling	79	63	1965-69
Hoyem, Lynn	G	Long Beach State	63	56	1964-67
Hoying, Bobby	QB	Ohio State	7	16	1996-98
Hrabetin, Frank	T	Loyola (CA)	71	7	1942
Huarte, John	QB	Notre Dame	7	2	1968
Hudson, Bob	B	Clemson	42, 88	59	1953-55, 57-58
Hudson, John	G	Auburn	66	67	1991-95
Huff, Josh	WR	Oregon	11, 13	34	2014-16
Hughes, Brandon	CB	Oregon State	24, 27	31	2010-13
Hughes, Chuck	FL	Texas-El Paso	13	22	1967-69
Hughes, William	C	Texas	15, 29	40	1937-40
Hultz, Don	DT	Southern Mississippi	83	119	1964-73
Humbert, Dick	E	Richmond	81	60	1941, 1945-49
Humphrey, Claude	DE	Tennessee State	87	44	1979-81
Hunt, Calvin	C	Baylor	54	7	1970
Hunt, Phillip	DE/LB	Houston	76, 56	22	2011-13
Hunt, Tony	RB	Penn State	29	14	2007-08
Hunter, Herman	RB/KR	Tennessee State	36	16	1985
Huth, Jerry	G	Wake Forest	54, 65	22	1959-60
Hutton, Tom	P	Tennessee	4	64	1995-98
Huxhold, Ken	G	Wisconsin	63	59	1954-58
Huzvar, John	B	North Carolina State	38	12	1952

I POS COLLEGE JRSY GMS YEARS

Ignatius, James	G	Holy Cross	NA	0	1935
Igwenagu, Emil	FB/TE	Massachusetts	41, 82	3	2012-13
Ikegwuonu, Jack	CB	Wisconsin	33	1	2008
Illman, Ted	B	Montana	NA	0	1933
Ingram, Mark	WR	Michigan State	85	5	1996
Ingram, Cornelius	TE	Florida	88	0	2009
Irvin, Willie	B	Florida A&M	81	3	1953

J POS COLLEGE JRSY GMS YEARS

Jackson, Al	CB	Georgia	26	11	1994
Jackson, Alonzo	DE	Florida State	62	1	2005
Jackson, Bob	B	Alabama	28	12	1960
Jackson, DeSean	WR	California	10	87	2008-13
Jackson, Don	B	North Carolina	10, 50	10	1936
Jackson, Earnest	RB	Texas A&M	41	16	1985-86
Jackson, Greg	FS	LSU	47	32	1994-95
Jackson, Harold	WR	Jackson State	29	56	1969-72
Jackson, Jamaal	C	Delaware State	67	88	2003-11
Jackson, Johnny	DE	Southern	62	2	1977
Jackson, Keith	TE	Oklahoma	88	60	1988-91
Jackson, Kenny	WR	Penn State	81, 83, 84	92	1984-88, 90-91
Jackson, Marlin	S	Michigan	28	0	2010
Jackson, Randy	RB	Wichita State	33	14	1974
Jackson, Trenton	FL	Illinois	27	3	1966
Jacobs, David†	K	Syracuse	4	3	1987
Jacobs, Proverb	T	California	67	12	1958
James, Angelo†	CB	Sacramento State	42	3	1987
James, Ronald "Po"	RB	New Mexico State	27, 33	49	1972-75
James, William	CB	Western Illinois	21	17	2006-07
Janet, Ernie	T	Washington	64	1	1975
Jarmoluk, Mike	T	Temple	78	81	1949-55
Jarrett, Jaiquawn	S	Temple	26	13	2011-12
Jarvi, Toimi	B	Northern Illinois	32	5	1944
Jasper, Edward	DT	Texas A&M	74	17	1997-98
Jaworski, Ron	QB	Youngstown State	7	142	1977-86

Jean-Gilles, Max	G	Georgia	62	42	2006-10
Jefferson, Greg	DE	Central Florida	79	57	1995-2000
Jefferson, William	B	Mississippi State	43	5	1942
Jeffery, Alshon	WR	South Carolina	17	16	2017-*
Jelesky, Tom	T	Purdue	77	25	1985-86
Jells, Dietrich	WR	Pittsburgh	83	23	1998-99
Jenkins, Cullen	DT	Central Michigan	97	32	2011-12
Jenkins, Izel	CB	North Carolina State	46	77	1988-92
Jenkins, Justin	WR	Mississippi State	16	0	2005
Jenkins, Malcolm	S	Ohio State	27	64	2014-*
Jernigan, Tim	DT	Florida State	93	15	2017-*
Jeter, Tommy	DT	Texas	98	36	1992-95
Jiles, Dwayne	LB	Texas Tech	53	52	1985-89
Johansson, Ove	K	Abilene Christian	10	2	1977
Johnson, Albert	B	Kentucky	44	7	1942
Johnson, Alonzo	LB	Florida	54	18	1986-87
Johnson, Alvin	B	Hardin-Simmons	27	5	1948
Johnson, Bill	DT	Michigan State	94	19	1998-99
Johnson, Charles	WR	Colorado	81	27	1999-2000
Johnson, Charlie	MG	Colorado	65	76	1977-81
Johnson, Christ	DB	Millersville	30	2	1987
Johnson, Damaris	WR	Tulsa	13	27	2012-13
Johnson, Dirk	P	Northern Colorado	8	55	2003-06
Johnson, Don	B	California	40	20	1953-55
Johnson, Dwight	DE	Baylor	62	4	2000
Johnson, Eric	DB	Washington State	49	30	1977-78
Johnson, Gene	B	Cincinnati	27	23	1959-60
Johnson, Jay	LB	Texas A&M-Commerce	48	8	1969-70
Johnson, Jimmie	TE	Howard	88	51	1995-98
Johnson, Keelan	S	Arizona State	38	2	2013
Johnson, Kevin	DT	Texas Southern	94	23	1995-96
Johnson, Lane	T	Oklahoma	65	65	2013-*
Johnson, Lee	P	BYU	6	2	2002
Johnson, Marcus	WR	Texas	14	10	2017
Johnson, Maurice	TE	Temple	87	55	1991-94
Johnson, Norm	K	UCLA	9	15	1999
Johnson, Reggie	TE	Florida State	80	9	1995
Johnson, Ron	WR	Southern California	80	0	2011-12
Johnson, Ron	WR	Long Beach State	85	47	1985-89
Johnson, Ron	DE	Shippensburg	62	3	2003
Johnson, Vaughan	LB	North Carolina State	52	4	1994
Jonas, Don	B	Penn State	33	1	1962
Jones, Barrett	C/G	Alabama	77	0	2015
Jones, Brad	LB	Colorado	52	7	2015
Jones, Chris T.	WR	Miami (FL)	82	32	1995-97
Jones, Dhani	LB	Michigan	55	48	2004-06
Jones, Don	B	Washington	22	0	1940
Jones, Donnie	P	LSU	8	80	2013-17
Jones, Harry	B	Arkansas	23	29	1967-71
Jones, Jimmie	DT/DE	Miami (FL)	98	14	1997
Jones, Joe	DE	Tennessee State	64	21	1974-75
Jones, Julian	S	Missouri	27	2	2001-02
Jones, Preston	QB	Georgia	8	0	1993
Jones, Ray	DB	Southern	21	12	1970
Jones, Sean	S	Georgia	26	15	2009
Jones, Sidney	CB	Washington	22	1	2017-*
Jones, Spike	P	Georgia	6	40	1975-77
Jones, Tyrone	DB	Arkansas State	31	0	1989
Jordan, Akeem	LB	James Madison	56	82	2007-12
Jordan, Andrew	TE	Western Carolina	49	3	1998
Jorgenson, Bud	T	St. Mary's (CA)	42	11	1935
Joseph, James	RB	Auburn	32	64	1991-94

ALL-TIME ROSTER

ES FLY



Joyner, Seth	LB	Texas-El Paso	59	120	1986-93
Jurgensen, Sonny	QB	Duke	9	83	1957-63
Justice, Winston	T	Southern California	74	47	2006-12
K	POS	COLLEGE	JRSY	GMS	YEARS
Kab, Vyto	TE	Penn State	84	40	1982-85
Kafka, Mike	QB	Northwestern	3	4	2010-11
Kalu, N.D.	DE	Rice	53, 94	64	1997, 2001-05
Kane, Carl	B	St. Louis	36	1	1936
Kapele, John	T	BYU	77	6	1962
Kaplan, Bernie	G	Western Maryland	77	3	1942
Karnofsky, Sonny	B	Arizona	40	8	1945
Kasky, Ed	T	Villanova	73	10	1942
Kaufusi, Steve	DE	BYU	94	32	1989-90
Kavel, George	B	Carnegie Mellon	NA	2	1934
Kearse, Jevon	DE	Florida	93	45	2004-07
Keeling, Ray	T	Texas	28	18	1938-39
Keen, Rabbit	B	Arkansas	24	9	1937-38
Kekeris, Jim	T	Missouri	77	10	1947
Kelce, Jason	C	Cincinnati	62	94	2011-*
Keller, Ken	B	North Carolina	23	23	1956-57
Kelley, Bob	C	West Texas A&M	50	24	1955-56
Kelley, Dwight	LB	Ohio State	51	67	1966-72
Kelly, Dennis	T	Purdue	67	30	2012-15
Kelly, Jim	E	Notre Dame	84	13	1965-67
Kelly, Joe	LB	Washington	56	16	1996
Kemp, Jeff	QB	Dartmouth	16	7	1991
Kendricks, Mychal	LB	California	95	85	2012-17
Kenneally, George	E	St. Bonaventure	13	27	1933-35
Kenney, Steve	G	Clemson	73	80	1980-85
Kersey, Merritt	P	West Chester	37	16	1974-75
Key, Wade	G/T	Southwest Texas State	72	121	1970-79
Keyes, Leroy	DB	Purdue	20	45	1969-72
Keys, Howard	T/C	Oklahoma State	61	41	1960-64
Khayat, Ed	T	Tulane	73	67	1958-61, 64-65
Kilroy, Frank	T	Temple	76	134	1943-55
Kimmel, Jon	LB	Colgate	54	4	1985
Kinder, Randy	CB	Notre Dame	43	6	1997
King, Don	T	Kentucky	71	3	1956
Kirchbaum, Kelly†	LB	Kentucky	54	3	1987
Kirkland, Levon	LB	Clemson	93	16	2002
Kirkman, Roger	B	Washington & Jefferson	19, 3	20	1933-35
Kirksey, Roy	G	Maryland Eastern Shore	65, 66	20	1973-74
Kish, Ben	B	Pittsburgh	44	67	1942-49
Klecko, Dan	DT, FB	Temple	68, 49	16	2008
Klingel, John	DE	Eastern Kentucky	97	21	1987-88
Kloppenburg, Harry	T	Fordham	28	0	1936
Kmetovic, Pete	B	Stanford	27	5	1946
Knapper, Jack	B	Ottawa [KS]	11, 24	2	1934
Knott, Jake	LB	Iowa State	54	12	2013
Knox, Charles	T	St. Edmonds	29	1	1937
Koeninger, Art	C	Tennessee-Chattanooga	30	1	1933
Kolb, Kevin	QB	Houston	4	19	2007-2010
Kolberg, Elmer	B	Oregon State	16, 22	18	1939-40
Koman, Bill	LB	North Carolina	68	23	1957-58
Konecny, Mark	RB/PR	Alma	35	16	1988
Konopka, John	B	Temple	15	0	1936
Kostos, Anthony	E	Bucknell	NA	0	1933
Kowalczyk, Walt	B	Michigan State	43	24	1958-59
Kowalkowski, Scott	LB	Notre Dame	57	32	1991-93
Kramer, Kent	E	Minnesota	87	49	1971-74
Krause, Jonathan	WR	Vanderbilt	10	2	2015

Kraynak, Rich	LB	Pittsburgh	52	52	1983-86
Krepfle, Keith	TE	Iowa State	84	93	1975-81
Kresky, Joseph	G	Wisconsin	26, 5	9	1933-35
Krieger, Robert	E	Dartmouth	82, 89	18	1941, 1946
Kriel, Emmet	G	Baylor	25	1	1939
Kruger, Joe	DE	Utah	73	0	2013
Kuczynski, Bert	E	Pennsylvania	80	3	1946
Kullman, Mike†	SS	Kutztown	35	3	1987
Kupcinec, Irv	B	North Dakota	31	2	1935
Kusko, John	B	Temple	16, 21	23	1936-38
L	POS	COLLEGE	JRSY	GMS	YEARS
Laack, Galen	G	Pacific	64	8	1958
Labinjo, Mike	LB	Michigan State	59	8	2004-05
Lachman, Dick	B	No College	24	23	1933-35
Lainhart, Porter	B	Washington State	18	1	1933
Landeta, Sean	P	Towson State	7	65	1999-2002, '05
Landri, Derek	DT	Notre Dame	94	28	2011-12
Landsberg, Mort	B	Cornell	30	11	1941
Landsee, Bob	G/C	Wisconsin	65	9	1986-87
Lang, Israel	B	Tennessee State	29	65	1964-68
Lankas, James	B	St. Mary's [TX]	43	1	1942
Lansford, Buck	T	Texas	79	34	1955-57
Lapham, Bill	C	Iowa	54	12	1960
Larson, Bill	TE	Colorado State	88	5	1978
Latimer, Al	CB	Clemson	29	13	1979
Laux, Ted	B	St. Joseph's	15, 27	5	1942-44
Lavender, Joe	DB	San Diego State	30	40	1973-75
Lavergne, Damian	T	Louisiana Tech	68	0	2003
Lavette, Robert	RB/KR	Georgia Tech	22	1	1987
Lawrence, Kent	WR	Georgia	12	9	1969
Lawrence, Reggie	WR	North Carolina State	80	1	1993
Laws, Trevor	DT	Notre Dame	93, 91	56	2008-11
Lawson, Gerard	CB	Oregon State	47	1	2010
Lazetich, Pete	DT	Stanford	73	27	1976-77
Le Bel, Harper	TE	Colorado State	87	16	1990
Leathers, Milton	G	Georgia	27	4	1933
Lechthaler, Roy	G	Lebanon Valley	34	4	1933
Ledbetter, Toy	B	Oklahoma A&M	25	40	1950, 1953-55
Lee, Amp	RB	Florida State	28	3	2000
Lee, Bernie	B	Villanova	11	1	1938
Lee, Byron†	LB	Ohio State	58	6	1986-87
Leggett, Scott†	G	Central State [OH]	75	2	1987
LeJeune, Norman	S	LSU	27	0	2003
LeMaster, Frank	LB	Kentucky	55	129	1974-83
Leonard, Jim	B	Notre Dame	19	32	1934-37
Leshinski, Ron	TE	Army	89	1	1999
Levanites, Stephen	T	Boston College	72	5	1942
Levens, Dorsey	RB	Georgia Tech	25	31	2002, 2004
Lewis, Chad	TE	BYU	89	110	1997-05
Lewis, Dion	RB	Pittsburgh	28	24	2011-12
Lewis, Greg	WR	Illinois	83	90	2003-08
Lewis, Joe	T	Compton CC	71	13	1962
Lewis, Michael	S	Colorado	32	76	2002-06
Lewis, Thad	QB	Duke	9	0	2015
Leyendecker, Tex	T	Vanderbilt	35	2	1933
Lilly, Sammy	DB	Georgia Tech	37	23	1989-90
Lince, Dave	TE	North Dakota	87	18	1966-67
Lindley, Trevard	CB	Kentucky	35	11	2010
Lindskog, Vic	C	Stanford	52	78	1944-51
Lio, Augie	G	Georgetown	62	11	1946
Lipski, John	C	Temple	20	18	1933-34

ALL-TIME ROSTER

ES FLY



Liske, Pete	QB	Penn State	14	28	1971-72	Masters, Bob	B	Baylor	30, 31, 33	16	1937-38, 41-43
Liter, Greg†	DE	Iowa	99	1	1987	Masters, Walt	B	Pennsylvania	53	2	1936
Little, Dave	TE	Middle Tennessee St.	89	69	1985-89	Matesic, Ed	B	Pittsburgh	12	22	1934-35
Lloyd, Dave	LB/K	Georgia	52	105	1963-70	Mathews, Ryan	RB	Fresno State	24	26	2015-16
Lloyd, Greg	LB	Connecticut	96	0	2011	Mathis, Evan	G	Alabama	69	56	2011-14
Lofton, James	WR	Stanford	80	9	1993	Matson, Ollie	B	San Francisco City JC	33	40	1964-66
Logan, Bennie	DT	LSU	96	59	2013-16	Matthews, Casey	LB	Oregon	50	64	2011-14
Logan, Randy	S	Michigan	41	159	1973-83	Matthews, Jordan	WR	Vanderbilt	81	46	2014-16
Long, Chris	DE	Virginia	56	16	2017-*	Mavraides, Menil	G	Notre Dame	64, 65	24	1954, 1957
Long, Matt†	C	San Diego State	61	3	1987	Maxwell, Byron	CB	Clemson	31	14	2015
Long, Travis	LB	Washington State	57	0	2014-15	May, Dean	QB	Louisville	5	2	1984
Looney, Don	E	TCU	30	11	1940	Mayberry, Jermane	G/T	Texas A&M-Kingsville	71	112	1996-2004
Lou, Ron	C	Arizona State	30, 51	14	1975	Mayes, Rufus	T	Ohio State	77	16	1979
Louderback, Tom	LB	San Jose State	61	24	1958-59	Maynard, Les	B	Rider	21	0	1933
Lovato, Rick	LS	Old Dominion	45	19	2016-*	Mays, Joe	LB	North Dakota State	51	13	2008-09
Love, Clarence	CB	Toledo	28	6	1998	Mazzanti, Jerry	E	Arkansas	62	5	1963
Love, Sean	G	Penn State	64	0	1997	McAfee, Wesley	B	Duke	40	8	1941
Lucas, Dick	E	Boston College	87	38	1960-63	McAlister, James	RB	UCLA	43	27	1975-76
Lueck, Bill	G	Arizona	62	11	1975	McBriar, Mat	P	Hawaii	1	13	2012
Luft, Don	E	Indiana	89	12	1954	McCalister, Alex	DE	Florida	57	0	2016
Luken, Tom	G	Purdue	63	64	1972-78	McCants, Darnerien	WR	Delaware State	85	12	2005
Lusk, Herb	RB	Long Beach State	32	28	1976-78	McChesney, Bob	E	Hardin-Simmons	86	0	1950
M	POS	COLLEGE	JRSY	GMS	YEARS	McClellan, Mike	B	Oklahoma	23	24	1962-63
MacAfee, Ken	E	Alabama	80	4	1959	McCloskey, Mike	TE	Penn State	84	1	1987
MacDowell, Jay	E	Washington	85, 88	62	1946-51	McCoo, Eric	RB	Penn State	22	1	2004
Macioszczyk, Art	B	Western Michigan	31	21	1944-47	McCoy, LeSean	RB	Pittsburgh	29, 25	90	2009-14
Mack, Bill	FL	Notre Dame	25	8	1964	McCoy, Matt	LB	San Diego State	51	26	2005-07
Mackey, Kyle	QB	Texas A&M-Commerce	11	0	1986	McCoy, Pat	T	West Texas A&M	68	0	2006
Mackrides, Bill	B	Nevada	39	39	1947-51	McCrary, Fred	FB	Mississippi State	41	13	1995
Maclin, Jeremy	WR	Missouri	18	75	2009-14	McCray, Bobby	DE	Florida	73	1	2010
MacMurdo, Jim	T	Pittsburgh	6, 20	27	1934-37	McCullough, Hugh	B	Oklahoma	NA	1	1943
Maehl, Jeff	WR	Oregon	88	24	2013-14	McCusker, Jim	T	Pittsburgh	75	51	1959-62
Magee, John	G	Rice	67	91	1948-55	McDonald, Don	E	Oklahoma	81	15	1944-45
Mahalic, Drew	LB	Notre Dame	54	36	1976-78	McDonald, Lester	E	Nebraska	76, 26	9	1940
Mahe, Reno	RB/KR	BYU	34	55	2003-07	McDonald, Tommy	FL	Oklahoma	25	88	1957-63
Mallory, John	B	West Virginia	47	14	1968	McDonough, Robert	G	Duke	64	10	1942-46
Malone, Art	RB	Arizona State	26	16	1975-76	McDougle, Dexter	CB	Maryland	33	8	2017
Mamula, Mike	DE	Boston College	59	77	1995-2000	McDougle, Jerome	DE	Miami (FL)	95	33	2003-07
Mandarino, Mike	G	LaSalle	62	13	1944-45	McFadden, Paul	K	Youngstown State	8	60	1984-87
Manning, Rosie	DT	Northeastern State	65	10	1975	McGlynn, Mike	G	Pittsburgh	77	19	2008-10
Mansfield, Ray	C	Washington	77	14	1963	McHale, Tom	G/T	Cornell	68	21	1993-94
Mansfield, Von	DB	Wisconsin	45	7	1982	McHugh, Pat	B	Georgia Tech	49	51	1947-51
Manske, Ed	E	Northwestern	36, 11	22	1935-36	McIntyre, Guy	G	Georgia	62	31	1995-96
Manton, Taldon	B	TCU	33	0	1940	McKeever, Marlin	LB	Southern California	85	13	1973
Manzini, Baptiste	C	St. Vincent's	50, 66	22	1944-45, '48	McKelvin, Leodis	CB	Troy	21	13	2016
Maragos, Chris	S	Wisconsin	42	53	2014-*	McKenzie, Kevin	WR	Washington State	88	0	1998
Marchi, Basilio	C	New York Univ.	55	7	1941-42	McKenzie, Raleigh	C	Tennessee	63	32	1995-96
Marcus, Alex	E	Temple	20	0	1933	McKnight, Dennis	G	Drake	62	16	1991
Mark, Greg	DE	Miami (FL)	91	2	1990	McLeod, Rodney	S	Virginia	23	30	2016-*
Maronic, Duke	G	No College	61	67	1944-50	McMahon, Jim	QB	BYU	9	21	1990-92
Marsh, Curtis	CB	Utah State	31	23	2011-13	McMahon, Mike	QB	Rutgers	4	9	2005
Marshall, Anthony	SS	LSU	35	16	1998	McMillan, Erik	S	Missouri	43	6	1993
Marshall, Byron	RB	Oregon	39	3	2016	McMillen, Dan†	DE	Colorado	94	1	1987
Marshall, Keyonta	DT	Grand Valley State	65	1	2005	McMillian, Mark	DB	Alabama	29	64	1992-95
Marshall, Larry	KR	Maryland	22	44	1974-77	McMullen, Billy	WR	Virginia	80, 81	28	2003-05
Marshall, Whit	LB	Georgia	58	1	1996	McNabb, Dexter	FB	Florida	38	1	1995
Martin, Aaron	DB	North Carolina Central	42	28	1966-67	McNabb, Donovan	QB	Syracuse	5	148	1999-2009
Martin, Cecil	FB	Wisconsin	38	60	1999-2002	McNeill, Tom	P	Stephen F. Austin	12, 36	26	1971-73
Martin, Kelvin	WR	Boston College	84	9	1995	McNutt, Marvin	WR	Iowa	83	4	2012
Martin, Steve	DT	Missouri	73, 91	25	1998-99	McPherson, Don	QB	Syracuse	9	0	1988-90
Mass, Wayne	T	Clemson	78	3	1972	McPherson, Forest	T	Nebraska	26, 35	22	1935-37
						McRae, Jerrold	WR	Tennessee State	82	5	1979

ALL-TIME ROSTER

ES FLY



McTyer, Tim	CB	BYU	24	26	1997-98
Meadows, Ed	E	Duke	66	12	1958
Means, Steven	LB	Buffalo	51	14	2015-17
Medved, Ron	DB	Washington	45	51	1966-70
Mellekas, John	T	Arizona	65	11	1963
Menkin, Nate	T/G	Mary Hardin-Baylor	74	0	2012
Mercer, Giradie	DT	Marshall	61	0	2000
Merkens, Guido†	QB	Sam Houston State	19	3	1987
Meyer, Fred	E	Stanford	80, 89	18	1942, 1945
Meyers, John	T	Washington	75	56	1964-67
Miano, Rich	DB	Hawaii	38	75	1991-94
Michaels, Ed	G	Villanova	60	39	1943-46
Michel, Mike	P/K	Stanford	2	10	1978
Michels, John	T	Southern California	75	0	1999
Michels, John	G	Tennessee	61	11	1953
Middlebrook, Oren	WR	Arkansas State	81	16	1978
Mikell, Quintin	S	Boise State	27, 46	123	2003-10
Mike-Mayer, Nick	K	Temple	1	15	1977-78
Millard, Keith	DT	Washington State	77	14	1993
Miller, Bubba	C/G	Tennessee	65	58	1996-2001
Miller, Don	B	Southern Methodist	46	2	1954
Miller, Tom	E	Hampden-Sydney	89	18	1942-44
Milling, Al	G	Richmond	51	2	1942
Mills, Garrett	TE	Tulsa	89	7	2010
Mills, Jalen	CB	LSU	31	31	2016-*
Milon, Barnes	G	Austin	30	0	1934
Milons, Freddie	WR	Alabama	85	0	2002
Mira, George	QB	Miami (FL)	10	7	1969
Miralaldi, Dean	T	Utah	64	30	1982-84
Mitcham, Gene	E	Arizona State	80	2	1958
Mitchell, Brian	RB/KR	Southwestern Louisiana	30	48	2000-02
Mitchell, Freddie	WR	UCLA	84	63	2001-04
Mitchell, Leonard	DE/DT	Houston	74, 99	77	1981-86
Mitchell, Martin	DB	Tulane	48	14	1977
Mitchell, Randall†	NT	Tennessee-Chattanooga	90	3	1987
Moats, Ryan	RB	Louisiana Tech	23	15	2005-07
Molden, Frank	T	Jackson State	74	13	1968
Molk, David	C	Michigan	63	8	2014-15
Monk, Art	WR	Syracuse	85	3	1995
Monroe, Henry	CB	Mississippi State	24	3	1979
Montgomery, Monty	CB	Houston	25	0	2001
Montgomery, Wilbert	RB	Abilene Christian	31	100	1977-84
Mooney, Tim†	DE	Western Kentucky	74	2	1987
Moore, Damon	SS	Ohio State	43	48	1999-2001
Moore, Evan	TE	Stanford	86	1	2012
Moreno, Zeke	LB	Southern California	50	4	2005
Morey, Sean	WR	Brown	19, 85	16	2001, 2003
Morgan, Dennis	KR	Western Illinois	42	4	1975
Morgan, Mike	LB	LSU	89	50	1964-67
Morris, Dwaine	DT	Southwestern Louisiana	69	1	1985
Morris, Stephen	QB	Miami (FL)	4	0	2015
Morriss, Guy	C	TCU	50, 62	158	1973-83
Morse, Bobby	RB/KR	Michigan State	36	11	1987
Mortell, Emmett	B	Wisconsin	31	30	1937-39
Moseley, Mark	K	Stephen F. Austin	3	14	1970
Moselle, Dom	B	Wisconsin-Superior	24	12	1954
Moten, Adrian	LB	Maryland	57	1	2012
Mrkonic, George	T	Kansas	72	10	1953
Muha, Joe	B	Virginia Military	36	56	1946-50
Muhlmann, Horst	K	No College	16	37	1975-77
Mulligan, George	E	Catholic	42	9	1936
Murley, Dick	T	Purdue	68	5	1956

Murphy, Nick	P	Arizona State	3	1	2005
Murray, Calvin	HB	Ohio State	42	8	1981-82
Murray, DeMarco	RB	Oklahoma	29	15	2015
Murray, Eddie	K	Tulane	3	16	1994
Murray, Francis	B	Penn	11	22	1939-40
Myers, Brad	B	Bucknell	46	9	1958
Myers, Jack	B	UCLA	32	24	1948-50
N	POS	COLLEGE	JRSY	GMS	YEARS
Nacrelli, Andy	E	Fordham	87	2	1958
Nease, Mike†	C/T	Tennessee-Chattanooga	78	2	1987
Nelson, Al	DB	Cincinnati	26	105	1965-73
Nelson, Dennis	T	Illinois State	68	16	1976-77
Nelson, Tom	S	Illinois State	49	4	2011
Nettles, Jim	DB	Wisconsin	9	54	1965-68
Newton, Charles	B	Washington	40	12	1939-40
Nichols, Gerald	DT	Florida State	74	7	1993
Niland, John	G	Iowa	74	14	1975-76
Nipp, Maurice	G	Loyola (CA)	68	25	1952-53, '56
Nocera, John	LB	Iowa	29	48	1959-62
Norby, Jack	B	Idaho	26	1	1934
Nordquist, Mark	G	Pacific	68	96	1968-74
Norton, Jerry	B	Southern Methodist	41	51	1954-58
Norton, Jim	T	Washington	73	6	1968
Norwood, Jordan	WR	Penn State	84	1	2009
Nowak, Walt	E	Villanova	81	2	1944
O	POS	COLLEGE	JRSY	GMS	YEARS
Oakes, Don	T	Virginia Tech	77	21	1961-62
O'Boyle, Harry	B	Notre Dame	16	2	1933
O'Brien, Davey	B	TCU	5, 8	22	1939-40
O'Brien, Ken	QB	California-Davis	7	5	1993
Obst, Henry	G	Syracuse	22	1	1933
Oden, Derrick	LB	Alabama	58	35	1993-95
Olds, Bill	RB	Nebraska	38, 39	11	1976
Oliver, Greg	RB	Trinity (TX)	48	25	1973-74
Oliver, Hubie	FB	Arizona	34	53	1981-85
O'Neal, Brian	FB	Penn State	31	14	1994
Opperman, Jim	LB	Colorado State	54	10	1975
O'Quinn, John	E	Wake Forest	81	5	1951
Ordway, William	B	North Dakota	NA	0	1939
Oristaglio, Bob	E	Pennsylvania	89	4	1952
Ormsbee, Elliott	B	Bradley	40	4	1946
Osborn, Mike	LB	Kansas State	57	16	1978
Osborne, Richard	TE	Texas A&M	88	34	1976-78
Outlaw, John	DB	Jackson State	20	76	1973-78
Overmyer, Bill	LB	Ashland	56	6	1972
Owens, Don	T	Southern Mississippi	70	27	1958-60
Owens, Jeff	DT	Georgia	64	1	2010
Owens, Terrell	WR	Tennessee-Chattanooga	81	21	2004-05
P	POS	COLLEGE	JRSY	GMS	YEARS
Pacella, Dave	G/C	Maryland	72	16	1984
Padlow, Max	E	Ohio State	28	5	1935
Page, Jarrad	S	UCLA	41	6	2011
Pagliei, Joe	B	Clemson	32	7	1959
Palelei, Lonnie	T/G	UNLV	77	16	1999
Palmer, Leslie	B	North Carolina St.	40, 84	5	1948
Panos, Joe	G	Wisconsin	63, 72	54	1994-97
Papale, Vince	WR	St. Joseph's	83	41	1976-78
Pape, Orrin	B	Iowa	19	0	1933
Parker, Artimus	DB	Southern California	24	42	1974-76
Parker (Thomas), Juqua	DE	Oklahoma State	75	105	2005-2012
Parker, Rodney	WR	Tennessee State	83	19	1980-81

ALL-TIME ROSTER



Parkey, Cody	K	Auburn	1	19	2014-15
Parmer, Jim	B	Oklahoma A&M	43	88	1948-56
Parry, Josh	FB	San Jose State	49	29	2004-05
Paschal, Marcus	S	Iowa	32	3	2007
Paschka, Gordon	G	Minnesota	61	10	1943
Pastorini, Dan	QB	Santa Clara	6	3	1982-83
Pate, Rupert	G	Wake Forest	63	8	1942
Patrick, Chris	T	Nebraska	64	0	2008
Patterson, Dimitri	CB	Tuskegee	23	27	2008-10
Patterson, Mike	DT	Southern California	98	115	2005-12
Patton, Cliff	G	TCU	65	52	1946-50
Patton, Jerry	DT	Nebraska	77	14	1974
Payne, Ken	WR	Langston	82	16	1978
Peaks, Clarence	B	Michigan State	26	83	1957-63
Pederson, Doug	QB	Northeast Louisiana	14	16	1999
Peete, Rodney	QB	Southern California	9	30	1995-98
Pegg, Harold	C	Bucknell	19	0	1940
Pellegrini, Bob	LB	Maryland	53	59	1956, 1958-61
Peters, Jason	T	Arkansas	71	111	2009-*
Penaranda, Jairo	RB	UCLA	38	4	1985
Peoples, Woody	G	Grambling	69	47	1978-80
Perot, Pete	G	Northwestern Louisiana	62	67	1979-84
Perrino, Mike†	T	Notre Dame	64	3	1987
Perry, Bruce	RB	Maryland	35	5	2004-06
Perry, William	DT	Clemson	90	24	1993-94
Peters, Floyd	DT	San Francisco State	72	69	1964-69
Peters, Scott	C/G	Arizona State	62	0	2002
Peters, Volney	T	Southern California	76	10	1958
Pettigrew, Gary	DT	Stanford	88	111	1966-74
Philbin, Gerry	DE	Buffalo	77	13	1973
Phillips, Jason	LB	Texas Christian	52	0	2013
Phillips, Ray	LB	Nebraska	52	53	1978-81
Phillips, Ray†	DE/LB	North Carolina State	93	3	1987
Piasecky, Albert	E	Duke	NA	0	1942
Picard, Bob	WR	Washington State	82	46	1973-76
Pihos, Pete	E	Indiana	35	107	1947-55
Pilconis, Joe	E	Temple	18, 28, 2	24	1934, 1936-37
Pinder, Cyril	B	Illinois	22	42	1968-70
Pinkston, Todd	WR	Southern Mississippi	87	78	2000-05
Piro, Henry	E	Syracuse	89	10	1941
Pisarcik, Joe	QB	New Mexico State	9	29	1980-84
Pitts, Alabama	B	No College	50	3	1935
Pitts, Mike	DT/DE	Alabama	74	75	1987-92
Pivarnick, Joe	G	Notre Dame	29	6	1936
Poage, Ray	E	Texas	35	27	1964-65
Polk, Chris	RB	Washington	32	36	2012-14
Pollard, Al	B	Army	21	30	1951-53
Polley, Tom	LB	UNLV	57	2	1985
Pollock, William	B	PA Military Academy	44	0	1943
Pope, Geoff	CB	Howard	30	1	2009
Porter, Ron	LB	Idaho	50	54	1969-72
Poth, Phil	G	Gonzaga	NA	1	1934
Powell, Art	B	San Jose State	87	12	1959
Powlus, Ron	QB	Notre Dame	11	0	2000
Poyer, Jordan	CB	Oregon State	33	3	2013
Prater, Shaun	CB	Iowa	31	1	2013
Preece, Steve	DB	Oregon State	33	22	1970-72
Prescott, Hal	E	Hardin-Simmons	86	25	1947-49
President, Andre	TE	Angelo State	48	0	1997
Priestly, Robert	E	Brown	81	9	1942
Prisco, Nick	B	Rutgers	18	2	1933
Pritchard, Bosh	B	Virginia Military	30	54	1942, 1946-51

Pritchett, Stanley	RB	South Carolina	36	16	2000
Prosinski, Chris	S	Wyoming	33	8	2014
Puetz, Garry	T	Valparaiso	64	2	1979
Pumphrey, Donnel	RB	San Diego State	34	0	2017
Pylman, Bob	T	South Dakota State	39	21	1938-39
Pyne, Jim	C/G	Virginia Tech	73	5	2001
Q	POS	COLLEGE	JRSY	GMS	YEARS
Qualls, Elijah	DT	Washington	98	6	2017
Quick, Mike	WR	North Carolina State	82	101	1982-90
Quinlan, Bill	E	Michigan State	83	11	1963
R	POS	COLLEGE	JRSY	GMS	YEARS
Rado, George	E	Duquesne	27	19	1937-38
Ragazzo, Phil	T	Case Western Reserve	31, 77	16	1940-41
Ramsey, Herschel	E	Texas Tech	12, 88	35	1938-40, 45
Ramsey, Knox	G	William & Mary	62	3	1952
Ramsey, LaJuan	DT	Southern California	77	15	2006-07
Ramsey, Nate	DB	Indiana State	24	134	1963-72
Rash, Lou	CB	Mississippi Valley St.	28	4	1984
Raskowski, Leo	T	Ohio State	45	2	1935
Ratliff, Don	DE	Maryland	77	6	1975
Rau, Ryan	LB	Portland State	53	4	2012
Rauch, John	B	Georgia	11	4	1951
Rayburn, Sam	DT	Tulsa	91	52	2003-06
Raye, Jim	DB	Michigan State	30	2	1969
Reader, Jamie	FB	Akron	34	16	2001
Reagan, Frank	B	Pennsylvania	40	36	1949-51
Reagor, Montae	DT	Texas Tech	94	7	2007
Reaves, John	QB	Florida	6, 7	16	1972-75
Recher, Dave	C	Iowa	50, 51	46	1965-68
Reed, J.R.	S/KR	South Florida	30	34	2004-05, 07-08
Reed, James	LB	California	57	4	1977
Reed, Michael	FB	Washington	39	4	1998
Reed, Taft	B	Jackson State	17	6	1967
Reese, Henry	C/LB	Temple	25, 20	48	1935-39
Reese, Ike	LB	Michigan State	58	112	1998-2004
Reeves, Ken	T	Texas A&M	66	69	1985-89
Reeves, Marion	DB	Clemson	45	14	1974
Reichenbach, Mike	LB	East Stroudsburg	55	87	1984-89
Reichow, Jerry	E	Iowa	17	12	1960
Reid, Alan	RB	Minnesota	24	1	1987
Reid, Mike	S	North Carolina State	42	12	1993-94
Reid, Willie	WR	Florida State	18	0	2008
Reilly, Kevin	LB	Villanova	52	21	1973-74
Renfro, Leonard	DT	Colorado	94	23	1993-94
Renfro, Will	E	Memphis State	66	14	1961
Repko, Jay†	TE	Ursinus	89	3	1987
Restic, Joe	E	Villanova	82	3	1952
Retzlaff, Pete	E	South Dakota St.	25, 44	132	1956-66
Reutt, Ray	E	Virginia Military	81	2	1943
Reynolds, Dallas	C	BYU	66	16	2009, 2012
Reynolds, Ed	S	Stanford	30	6	2015
Ricca, Jim	T	Georgetown	71	7	1955-56
Rice, Denzel	CB	Coastal Carolina	35	4	2015
Richards, Bobby	E	LSU	68	56	1962-65
Richardson, Jess	T	Alabama	65, 72	97	1953-61
Richardson, Paul	WR	UCLA	81	1	1993
Richmond, Greg	LB	Oklahoma State	98, 56, 50	0	2005
Riffle, Dick	B	Albright	45	32	1938-40
Riley, Lee	B	Detroit Mercy	22	33	1956, 1958-59
Rimington, Dave	C	Nebraska	50	22	1988-89
Ringo, Jim	C	Syracuse	54	56	1964-67

ALL-TIME ROSTER

ES FLY



Rissmiller, Ray	T	Georgia	77	1	1966	Savitsky, George	T	Penn	75	24	1948-49
Ritchie, Jon	FB	Stanford	48	19	2003-04	Saxon, James	FB	San Jose State	22	9	1995
Robb, Joe	E	TCU	66	24	1959-60	Scarpati, Joe	B	North Carolina State	21	82	1964-69, 1971
Roberts, John	B	Georgia	12	10	1933-34	Schad, Mike	G	Queens (Canada)	79	55	1989-93
Robinson, Burle	E	BYU	27	7	1935	Schaefer, Don	B	Notre Dame	24	12	1956
Robinson, Jacques†	FB	Washington	22	3	1987	Schau, Ryan	T/G	Illinois	67	13	1999-2001
Robinson, Jerry	LB	UCLA	56	87	1979-84	Schmitt, Owen	FB	West Virginia	32	31	2010-11
Robinson, Patrick	CB	Florida State	21	16	2017	Schmitt, Ted	C	Pittsburgh	41	33	1938-40
Robinson, Ramzee	CB	Alabama	28	3	2009	Schnelker, Bob	E	Bowling Green	85	8	1953
Robinson, Wayne	LB	Minnesota	52	58	1952-56	Schneller, Bill	B	Mississippi	24	0	1940
Rocca, Sav	P	No College	6	64	2007-10	Schobel, Matt	TE	TCU	89	36	2006-08
Rodgers-Cromartie, D.	CB	Tennessee State	23	29	2011-12	Schrader, Jim	C	Notre Dame	51	40	1962-64
Roffler, William	B	Washington State	23	3	1954	Schreiber, Adam	G/C	Texas	76	27	1986-88
Rogalla, John	B	Scranton	32	8	1945	Schuehle, Jake	B	Rice	38	2	1939
Rogas, Dan	G	Tulane	65	10	1952	Schultz, Eberle	G	Oregon State	48, 71	21	1940, 1943
Rogers, Stefan	T	Lambuth	64	0	2006-07	Schulz, Jody	LB	East Carolina	53, 95	44	1983-87
Rolle, Brian	LB	Ohio State	59, 52	20	2011-12	Sciarrar, John	DB	UCLA	21	76	1978-83
Romanowski, Bill	LB	Boston College	53	32	1994-95	Sciullo, Steve	G	Marshall	68	15	2004
Romero, Ray	G	Kansas State	68	7	1951	Scott, Clyde	B	Arkansas	27	23	1949-52
Roper, Dedrick	LB	Northwood	59	14	2005-06	Scott, Gari	WR	Michigan State	16, 86	3	2000-01
Roper, John	LB	Texas A&M	53	3	1993	Scott, Ian	DT	Florida	91	0	2007
Rose, Ken	LB	UNLV	55	61	1990-94	Scott, Jake	G	Idaho	64	7	2012
Ross, Alvin†	FB	Central State (OH)	41	2	1987	Scott, Tom	E	Virginia	82	72	1953-58
Ross, Oliver	T	Iowa State	73	0	1999	Scotti, Ben	B	Maryland	48	9	1962-63
Rossovich, Tim	LB	Southern California	82	55	1968-71	Seals, Leon	DT	Jackson State	97	5	1992
Rossum, Allen	CB/KR	Notre Dame	25	31	1998-99	Sears, Vic	T	Oregon State	79	131	1941-53
Roton, Herbert	E	Auburn	18, 36	9	1937	Seay, Mark	WR	Long Beach State	81	28	1996-97
Roussel, Tom	LB	Southern Mississippi	54	3	1973	Sebastian, Mike	B	Pittsburgh	34	4	1935
Rowan, Everitt	E	Ohio State	32	2	1933	Selby, Rob	G	Auburn	75	32	1991-94
Rowe, Eric	DB	Utah	32	16	2015	Seumalo, Isaac	G	Oregon State	73	23	2016-*
Rowe, Robert	B	Colgate	37	4	1935	Shann, Bob	B	Boston College	25	10	1965, 67
Royals, Mark†	P	Appalachian State	5	1	1987	Sharkey, Ed	T	Duke	66	19	1954-55
Rucker, Keith	DT	Ohio Wesleyan	96	0	1996	Shaub, Harry	G	Cornell	NA	1	1935
Rucker, Martin	TE	Missouri	89	0	2009	Shaw, Rickie	T	North Carolina	68	0	1994
Rudolph, Joe	G	Wisconsin	64	4	1995	Shaw, Ricky	LB	Oklahoma State	51	16	1989-90
Runager, Max	P	South Carolina	4	72	1979-83, '89	Shepherd, JaCorey	CB	Kansas	36	0	2015
Runyan, Jon	T	Michigan	69	144	2000-08	Sheppard, Lito	CB	Florida	26	93	2002-08
Russell, Booker	FB	Southwest Texas State	32	12	1981	Sherman, Al	B	Brooklyn College	10	51	1943-47
Russell, James	T	Temple	17, 22	14	1936-37	Sherman, Heath	RB	Texas A&I	23	76	1989-93
Russell, Laf	B	Northwestern	15	7	1933	Shires, Marshall	T	Tennessee	72	7	1945
Russell, Rusty	T	South Carolina	79	1	1984	Shonk, John	E	West Virginia	85	10	1941
Ruzek, Roger	K	Weber State	7	58	1989-93	Short, Jason	LB	Eastern Michigan	52	29	2004-06
Ryan, Pat	QB	Tennessee	10	4	1991	Shuler, Mickey	TE	Penn State	82, 85	20	1990-91
Ryan, Rocky	E	Illinois	45	24	1956-58	Siano, Mike†	WR	Syracuse	86	3	1987
Ryans, DeMeco	LB	Alabama	59	54	2012-15	Sikahema, Vai	WR/PR	BYU	22	32	1992-93
Ryczek, Paul†	C	Virginia	73	3	1987	Simerson, John	C	Purdue	53, 64	16	1957-58
Rypien, Mark	QB	Washington State	11	1	1996	Simmons, Clyde	DE	Western Carolina	96	124	1986-93
S	POS	COLLEGE	JRSY	GMS	YEARS	Simon, Corey	DT	Florida State	90	78	2000-04
Sader, Steve	B	No College	33	2	1943	Simoneau, Mark	LB	Kansas State	53, 50	46	2003-05
Saidock, Tom	T	Michigan State	75	11	1957	Sims, David	S	Iowa State	21	15	2012
Salas, Greg	WR	Hawaii	19	0	2012	Sims, Ernie	LB	Florida State	50	15	2010
Sampleton, Lawrence	TE	Texas	87	32	1982-84	Sinceno, Kaseem	TE	Syracuse	89	10	1998-99
Samson, Michael	DT	Grambling	98	2	1996	Sinclair, Michael	DE	Eastern New Mexico	75	4	2002
Samuel, Asante	CB	Central Florida	22	56	2008-11	Singletary, Reggie	DT/G	North Carolina State	68, 97	61	1986-90
Sanchez, Mark	QB	USC	3	13	2014-15	Sisemore, Jerry	T	Texas	76	156	1973-84
Sanders, Jack	G	Southern Methodist	67	3	1943, 1945	Sistrunk, Manny	DT	Arkansas-Pine Bluff	79	60	1976-79
Sanders, John	DB	South Dakota	26	30	1977-79	Skaggs, Jim	G	Washington	70	100	1963-72
Sanders, Thomas	RB	Texas A&M	45	15	1990-91	Skladany, Leo	E	Pittsburgh	63	3	1949
Sandifer, Dan	B	LSU	31	17	1950-51	Skladany, Tom	P	Ohio State	5	4	1983
Sapp, Ricky	DE	Clemson	94	0	2010	Slater, Mark	C	Minnesota	61	73	1979-83
Sapp, Theron	B	Georgia	30	47	1959-63	Slay, Henry	DT	West Virginia	95	3	1998
						Slechta, Jeremy	DT	Nebraska	79	13	2002

ALL-TIME ROSTER

ES FLY



Small, Jessie	LB	Eastern Kentucky	52	47	1989-91	Stevens, Matt	S	Appalachian State	45	18	1997-98
Small, Torrance	WR	Alcorn State	80	29	1999-2000	Stevens, Pete	C	Temple	20	4	1936
Smalls, Fred†	LB	West Virginia	53	3	1987	Stevens, Richard	T	Baylor	73	60	1970-74
Smallwood, Wendell	RB	West Virginia	28	21	2016-*	Steward, Dean	B	Ursinus	36	6	1943
Smart, Rod	RB	Western Kentucky	24	6	2001	Stewart, Tony	TE	Penn State	81	3	2001-02
Smeja, Rudy	E	Michigan	82	11	1946	Stickel, Walt	T	Pennsylvania	72	23	1950-51
Smith, Alex	TE	Stanford	82	16	2009	Stockton, Herschel	G	McMurry	21	22	1937-38
Smith, Ben	CB/S	Georgia	26	39	1990-93	Storm, Edward	B	Santa Clara	22	21	1934-35
Smith, Brad	WR	Missouri	16	19	2013-14	Strauthers, Tom	DE	Jackson State	93	47	1983-86
Smith, Bryan	DE	McNeese State	63	0	2008	Stribling, Bill	E	Mississippi	80	26	1955-57
Smith, Charles	WR	Grambling	85	118	1974-81	Strickland, Donald	CB	Colorado	33	3	2005
Smith, C.J.	CB	North Dakota State	37	10	2016	Striegel, Bill	G	Pacific	68	12	1959
Smith, Darrin	LB	Miami (FL)	56	7	1997	Stringer, Bob	B	Tulsa	44	24	1952-53
Smith, Daryle	T	Tennessee	63, 75	33	1990-92	Stuart, Roy	T	Tulsa	NA	0	1943
Smith, Ed	TE	No College	89	7	1999	Stubbs, Daniel	DE	Miami (FL)	93	16	1995
Smith, J.D.	T	Rice	76	65	1959-63	Sturgeon, Cecil	T	North Dakota State	71	6	1941
Smith, Jack	C	Stanford	83	6	1942	Sturgis, Caleb	K	Florida	6	30	2015-17
Smith, Jackie	DB	Troy State	32	5	1971	Sturm, Jerry	C	Illinois	55	1	1972
Smith, John	T	Florida	83	1	1945	Sudfeld, Nate	QB	Indiana	7	1	2017-*
Smith, L.J.	TE	Rutgers	82	86	2003-08	Suffridge, Bob	G	Tennessee	60, 65	20	1941-45
Smith, Marcus	LB/DE	Louisville	90	37	2014-16	Sugar, Leo	E	Purdue	84	14	1961
Smith, Milton	E	UCLA	30, 82	5	1945	Sullivan, Tom	RB	Miami (FL)	25	80	1972-77
Smith, Otis	CB	Missouri	30	62	1991-94	Suplusi, Leonard	E	Dickinson	80	9	1942
Smith, Phil	WR	San Diego State	83	3	1986	Sutton, Joe	B	Temple	45	30	1950-52
Smith, Ralph	E	Mississippi	85	38	1962-64	Sutton, Mitch	DT	Kansas	79	18	1974-75
Smith, Ray	C	Missouri	29	1	1933	Swift, Justin	TE	Kansas State	89	1	1999
Smith, Rich	C	Ohio State	35	3	1933	Sydney, Jeff	WR/PR	Hawaii	85	35	1992-94
Smith, Robert	B	Nebraska	43	4	1956	Szafaryn, Len	T	North Carolina	74, 76	8	1957-58
Smith, Ron	WR	San Diego State	81	14	1981-83	Szymanski, Frank	C	Notre Dame	51	9	1948
Smith, Steve	WR	USC	11	9	2011	T	POS	COLLEGE	JRSY	GMS	YEARS
Smith, Steve	T	Michigan	74, 78	41	1971-74	Talcott, Dan	T	Nevada	62	8	1947
Smith, Torrey	WR	Maryland	82	16	2017	Taliaferro, George	B	Indiana	24	3	1955
Smith, Troy	WR	East Carolina	83, 19	1	1999	Tamburello, Ben	C/G	Auburn	61	50	1987-90
Smith, Wade	OL	Memphis	73	5	2014	Tapeh, Thomas	FB	Minnesota	41	39	2004-07
Smothers, Howard	G	Bethune-Cookman	77	0	1995	Tapp, Darryl	DE	Virginia Tech	91, 55	39	2010-12
Smukler, Dave	B	Temple	13	36	1936-39	Tarasovic, George	E	LSU	82	31	1963-65
Snead, Norman	B	Wake Forest	16	85	1964-70	Tarver, John	RB	Colorado	49	8	1975
Snyder, Lum	T	Georgia Tech	73, 79	59	1952-55, '58	Taseff, Carl	B	John Carroll	23	5	1961
Sodaski, John	LB	Villanova	96	18	1972-73	Tautalatasi, "Junior"	RB	Washington State	37	38	1986-88
Sokolis, Stan	T	Pennsylvania	NA	0	1933	Tautolo, Terry	LB	UCLA	58	59	1976-79
Solomon, Freddie	WR	South Carolina St.	17, 84	43	1995-98	Taylor, Bobby	CB	Notre Dame	21	119	1995-2003
Solt, Ron	G	Maryland	65	44	1988-91	Teltschik, John	P	Texas	10	54	1986-90
Somers, George	T	LaSalle	19	19	1939-40	Tennant, Matt	C	Boston College	68	8	2012
Sopoaga, Isaac	DT	Hawaii	97	8	2013	Te'o-Nesheim, Daniel	DE	Washington	52	6	2010
Spach, Stephen	TE	Fresno State	41	13	2005	Thacker, Al	B	Charleston	60	3	1942
Spagnola, John	TE	Yale	88	111	1979-87	Thomas, Hollis	DT	Northern Illinois	78	126	1996-2005
Spikes, Takeo	LB	Auburn	51	14	2007	Thomas, Johnny	CB	Baylor	41	9	1996
Spillers, Ray	T	Arkansas	33	10	1937	Thomas, Markus	RB	Eastern Kentucky	46	0	1993
Sproles, Darren	RB	Kansas State	43	49	2014-*	Thomas, William	LB	Texas A&M	51	140	1991-99
Square, Damion	DE	Alabama	77	10	2013	Thomas, Tra	T	Florida State	72	166	1998-2008
Stackpool, John	B	Washington	36	8	1942	Thomason, Bobby	QB	Virginia Military	11	68	1952-57
Stacy, Siran	RB	Alabama	27	16	1992	Thomason, J "Stumpy"	B	Georgia Tech	28, 29	19	1935-36
Stafford, Dick	E	Texas Tech	86	11	1962-63	Thomason, Jeff	TE	Oregon	83	46	2000-2002, '04
Staley, Duce	RB	South Carolina	22	98	1997-2003	Thompson, Broderick	T	Kansas	76	24	1993-94
Stallworth, Donté	WR	Tennessee	18	12	2006	Thompson, Don	E	Richmond	84	3	1964
Stasica, Leo	B	Colorado	NA	0	1941	Thompson, Russ	T	Nebraska	25	11	1940
Steele, Ernie	B	Washington	37	69	1942-48	Thompson, Tommy	B	Tulsa	10, 11	88	1941-42, '45-50
Steere, Dick	T	Drake	72	5	1951	Thoms, Art	DE	Syracuse	80	12	1977
Steinbock, Laurence	T	St. Thomas	34	3	1933	Thornburg, Jeremy	S	Northern Arizona	45	0	2005
Steinke, Gil	B	Texas A&I	41	25	1945-48	Thornton, Cedric	DT/DE	Southern Arkansas	72	61	2011-15
Stetz, Bill	G	Boston College	65	2	1967	Thornton, Dick	B	Missouri-Rolla	28	10	1933
Stevens, Don	B	Illinois	20	15	1952, 1954						

ALL-TIME ROSTER

ES FLY



Thrash, James	WR	Missouri Southern	80	47	2001-03
Thrower, Jim	DB	Texas A&M-Commerce	49	24	1970-72
Thurbon, Robert	B	Pittsburgh	49	10	1943
Thurmond, Walter	CB	Oregon	26	16	2015
Timpon, Michael	WR	Penn State	83	15	1997
Tinsley, Scott†	QB	Southern California	11	3	1987
Tobin, Matt	T	Iowa	64	42	2013-16
Togafau, Pago	LB	Idaho State	52	7	2007
Tom, Mel	DE	San Jose State	58, 99	88	1967-73
Tomasetti, Lou	B	Bucknell	15	16	1940-41
Toney, Anthony	FB	Texas A&M	25	67	1986-90
Torrey, Bob	FB	Penn State	39	1	1980
Townsend, Greg	DE	TCU	93	16	1994
Tracey, John	E	Texas A&M	80	9	1961
Treggs, Bryce	WR	California	16	9	2016
Tremble, Greg	DB	Georgia	25	4	1995
Tripucka, Frank	B	Notre Dame	10	0	1949
Trost, Milton	T	Marquette	27	7	1940
Trotter, Jeremiah	LB	Stephen F. Austin	54	116	1998-01, 04-06, 09
Troup, Bill	QB	South Carolina	12	0	1975
Tucker, Matthew	RB	TCU	39	2	2013
Tulloch, Stephen	LB	North Carolina State	50	12	2016
Tupou, Fenuki	T	Oregon	78	0	2009
Tupper, Jeff	DE	Oklahoma	69	3	1986
Turnbow, Guy	T	Mississippi	33, 28	11	1933-34
Turner, Kevin	FB	Alabama	34	58	1995-99
Turner, Paul	WR	Louisiana Tech	19	4	2016
Turrall, Willie†	RB	New Mexico	23	1	1987
Tuten, Rick	P	Florida State	14	2	1989
Tyrrell, Joe	G	Temple	69	2	1952

U POS COLLEGE JRSY GMS YEARS

Ulmer, Michael†	DB	Doane	32	1	1987
Unutoa, Morris	C	BYU	68	48	1996-98
Upersa, Tuufuli	G	Montana	75	2	1971
Urevig, Claude	B	North Dakota	30	0	1935

V POS COLLEGE JRSY GMS YEARS

Vaeao, Destiny	DT	Washington State	97	27	2016-*
Vaitai, Halapoulivaati	T	TCU	72	23	2016-*
Valentine, Zack	LB	East Carolina	54	8	1982-83
Vallos, Steve	C/G	Wake Forest	68	2	2012
Van Brocklin, Norm	QB	Oregon	11	36	1958-60
Van Buren, Ebert	B	LSU	17, 31	36	1951-53
Van Buren, Steve	B	LSU	15	83	1944-51
Vandervelde, Julian	C/G	Iowa	73, 61	18	2011-15
Van Dyke, Alex	WR	Nevada	86	6	1999-2000
Van Dyke, Bruce	G	Missouri	66	4	1966
Vasys, Arunas	LB	Notre Dame	61	22	1966-68
Vick, Michael	QB	Virginia Tech	7	54	2009-13
Vick, Roger	RB	Texas A&M	43	14	1990
Vincent, Troy	CB	Wisconsin	23	118	1996-2003
von Oelhoffen, Kimo	DT	Boise State	66	8	2007

W POS COLLEGE JRSY GMS YEARS

Wagner, Steve	S/LB	Wisconsin	42	4	1980-81
Wainright, Frank	TE	Northern Colorado	87	7	1995
Walik, Billy	WR	Villanova	9	32	1970-72
Walker, Adam	FB	Pittsburgh	29	13	1996
Walker, Corey	RB	Arkansas State	39, 29	14	1997-98
Walker, Darwin	DT	Tennessee	97	87	2000-06
Walker, Herschel	RB	Georgia	34	48	1992-94
Walker, Joe	LB	Oregon	59	12	2016-17
Wall, Jamar	S	Texas Tech	37	1	2010

Wallace, Al	DE/LB	Maryland	96	16	1997-99
Walston, Bobby	E/K	Georgia	83	148	1951-62
Walters, Pete†	G	Western Kentucky	68	3	1987
Walters, Stan	T	Syracuse	75	127	1975-83
Walton, John	QB	Elizabeth City State	10, 11	15	1976-79
Ward, Jim	QB	Gettysburg	7	2	1971-72
Ware, Matt	CB	UCLA	21	27	2004-05
Warmack, Chance	G	Alabama	67	11	2017-*
Warren, Buist	B	Tennessee	41	1	1945
Warren, Chris	RB	Ferrum	35	1	2000
Waters, Andre	SS	Cheyney	20	137	1984-93
Waters, Mike	FB	San Diego State	33	5	1986
Watkins, Danny	G	Baylor	63	23	2011-12
Watkins, Foster	B	West Texas A&M	39, 41	20	1940-41
Watkins, Jaylen	DB	Florida	37, 26	36	2014-17
Watkins, Larry	B	Alcorn A&M	34	37	1970-72
Watson, Edwin	RB	Purdue	35	6	1999
Watson, Terrell	RB	Azusa Pacific	35	1	2016
Watson, Tim	SS	Howard	33	3	1997
Watters, Ricky	RB	Notre Dame	32	48	1995-97
Wayne, Nate	LB	Mississippi	54, 51	25	2003-04
Wear, Robert	C	Penn State	51	3	1942
Weatherall, Jim	T	Oklahoma	77	36	1955-57
Weaver, Jed	TE	Oregon	87	16	1999
Weaver, Leonard	FB	Carson-Newman	43	17	2009-10
Weber, Chuck	LB	West Chester	51	38	1959-61
Weedon, Don	G	Texas	60	12	1947
Wegert, Ted	B	North Carolina	46	14	1955-56
Weiner, Albert	B	Muhlenberg	18	5	1934
Weinstock, Isadore	B	Pittsburgh	10	11	1935
Welbourn, John	G/T	California	76	56	1999-2003
Weldon, Casey	QB	Florida State	11	0	1992
Wells, Billy	B	Michigan State	27	12	1958
Wells, Harold	LB	Purdue	53	56	1965-68
Wells, Reggie	G	Clarion	76	8	2010
Wendlick, Joseph	FL	Oregon State	59	9	1940
Wentz, Carson	QB	North Dakota State	11	29	2016-*
Wenzel, Jeff†	T	Tulane	72	3	1987
West, Ed	TE	Auburn	83	32	1995-96
West, Hodges	T	Tennessee	72	10	1941
West, Troy†	SS	Southern California	31	3	1987
Westbrook, Brian	RB	Villanova	36	107	2002-09
Whalen, Jim	E	Boston College	81	2	1971
Wheeler, Mark	DT	Texas A&M	97	13	1999
Whire, John	B	Georgia	NA	2	1933
White, Allison	T	TCU	21	7	1939
White, Reggie	DE/DT	Tennessee	91, 92	121	1985-92
White, Tracy	LB	Howard	54, 52	26	2008-09
Whiting, Brandon	DT/DE	California	98	88	1998-2003
Whitmore, David	S	Stephen F. Austin	42	3	1995
Whittingham, Fred	LB	Cal Poly San Luis Obispo	53, 56	18	1966, 1971
Wiatrak, John	C	Washington	NA	0	1939
Wilburn, Barry	FS	Mississippi	45	23	1995-96
Wilcox, John	T	Oregon	71	12	1960
Wilkes, Reggie	LB	Georgia Tech	51	115	1978-85
Wilkins, Jeff	K	Youngstown State	14	6	1994
Will, Erwin	DT	Dayton	67	5	1965
Willey, Norman	E	Marshall	44, 63, 86	92	1950-57
Williams, Ben	DT	Minnesota	90	3	1999
Williams, Bernard	T	Georgia	74	16	1994
Williams, Bobbie	G	Arkansas	66	33	2000-03
Williams, Boyd	C	Syracuse	51	6	1947

ALL-TIME ROSTER



Williams, Byron	WR	Texas-Arlington	80	0	1983
Williams, Calvin	WR	Purdue	89	93	1990-96
Williams, Cary	CB	Washburn	26	32	2013-14
Williams, Charlie	CB	Jackson State	47	7	1978
Williams, Clyde	T	Georgia Tech	20	3	1935
Williams, Henry "Gizmo"	WR/KR	East Carolina	81	13	1989
Williams, Jason	LB	Western Illinois	57	2	2012
Williams, Jerry	B	Washington State	49	33	1953-54
Williams, Joel	LB	Wisconsin-LaCrosse	59	39	1983-85
Williams, Michael	RB	Mississippi College	32	31	1983-84
Williams, Roger	DB	Grambling	23	0	1973
Williams, Ted	B	Boston College	31	11	1942
Williams, Tex	G	Auburn	77	5	1942
Williams, Tyrone	DE	Wyoming	95	7	1999-2000
Willis, James	LB	Auburn	50	52	1995-98
Wilson, Bill	E	Gonzaga	23	1	1938
Wilson, Brenard	S	Vanderbilt	22	118	1979-86
Wilson, Harry	B	Nebraska	41	6	1967-70
Wilson, Jerry	E	Auburn	88	16	1959-60
Wilson, Osborne	G	Penn	25, 15	28	1933-35
Winfield, Vern	G	Minnesota	67	14	1972-73
Wink, Dean	DT	Yankton	64	12	1967-68
Wirgowski, Dennis	DE	Purdue	75	13	1973
Wisniewski, Stefen	C/G	Penn State	61	30	2016-*
Wistert, Al	T	Michigan	70	95	1943-51
Witherspoon, Derrick	RB	Clemson	31	34	1995-97
Witherspoon, Will	LB	Georgia	50	11	2009
Wittenborn, John	G	Southeast Missouri St.	62	35	1960-62
Wojciechowicz, Alex	C	Fordham	53	48	1946-50
Wolfe, Red	B	Texas	32	0	1940
Wolff, Earl	S	North Carolina State	28	18	2013-14
Woltman, Clem	T	Purdue	15	31	1938-40
Woodard, Marc	LB	Mississippi State	57	48	1994-96
Woodeshick, Tom	B	West Virginia	37	111	1963-71
Woodruff, Lee	B	Mississippi	11	9	1933
Woodruff, Tony	WR	Fresno State	83	23	1982-84
Woodson, Sean	S	Jackson State	37	0	1998
Worden, Neil	B	Notre Dame	32	24	1954, 1957
Woulfe, Mike	LB	Colorado	63	13	1962
Wright, Gordon	G	Delaware State	66	3	1967
Wright, Sylvester	LB	Kansas	52	22	1995-96
Wukits, Al	C	Duquesne	50	10	1943
Wyatt, Antwuan	WR	Bethune-Cookman	85	1	1997
Wydo, Frank	T	Cornell	74, 75	72	1952-57
Wyhonic, John	G	Alabama	66	23	1946-47
Wynn, Dexter	CB	Colorado State	31	28	2004-06
Wynn, William	DE	Tennessee State	71	54	1973-76

Y POS COLLEGE JRSY GMS YEARS

Young, Adrian	LB	Southern California	35	40	1968-72
Young, Charle	TE	Southern California	86	56	1973-76
Young, Glen	WR	Mississippi State	89	16	1983
Young, Michael	WR	UCLA	83	10	1993
Young, Roynell	CB	Alcorn State	43	117	1980-88
Young, Scott	G	BYU	71	13	2005-07
Young, Vince	QB	Texas	9	6	2011
Youngelman, Sid	T	Alabama	73	29	1956-58
Yovicsin, John	E	Gettysburg	81	1	1944

Z POS COLLEGE JRSY GMS YEARS

Zabel, Steve	E/LB	Oklahoma	89	60	1970-74
Zandofsky, Mike	G	Washington	66	5	1997
Zendejas, Luis	K	Arizona State	8	20	1988-89

Ziegler, Frank	B	Georgia Tech	41	57	1949-53
Zilly, John	E	Notre Dame	88	12	1952
Zimmerman, Don	WR	Northeast Louisiana	80	39	1972-76
Zimmerman, Roy	B	San Jose State	7	41	1942-46
Zizak, Vince	T	Villanova	23	22	1934-37
Zomalt, Eric	SS	California	27	30	1994-96
Zordich, Michael	SS	Penn State	36	79	1994-98
Zyntell, James	G	Holy Cross	21, 9, 16	23	1933-35

ALL-TIME PRACTICE SQUAD



PLAYER	POS	COLLEGE	YEARS	PLAYER	POS	COLLEGE	YEARS
Emmanuel Acho	LB	Texas	2013-14	Marcus Dowtin	LB	North Alabama	2012
Jamar Adams	S	Michigan	2010	Troy Drake	T	Indiana	1995
James Allen	RB	Oklahoma	1997	Shawn Draper	TE	Alabama	2002
Danny Amendola	WR	Texas Tech	2008-09	Tim Duckworth	G	Auburn	2008
Josh Andrews	OL	Oregon State	2014, 2017	Franklin Dunbar	G	Middle Tennessee St.	2008
Kyle Arrington	CB	Hofstra	2008	Jeremy Ebert	WR	Northwestern	2012
Patrick Augafa	G	Iowa State	1997	Anthony Edwards	WR	N.M. Highlands	1989
David Bailey	DE	Oklahoma State	1989	Steve Edwards	T	Central Florida	2002
Brandon Bair	DE	Oregon	2013	Pannel Egboh	DT	Stanford	2010
Michael Bamiro	T	Stony Brook	2013	Dante Ellington	T	Alabama	2003
Robert Barr	T	Rutgers	1999	Allen Ervin	RB	Lambuth	2009
Kenjon Barner	RB	Oregon	2014	Tala Esera	G	Hawaii	2008
Ephesians Bartley	LB	Florida	1992	Joey Evans	DE	North Carolina	2003
De'Vante Bausby	CB	Pittsburgh State	2017	Randall Evans	CB	Kansas State	2015
Chase Beeler	C	Stanford	2012	Paul Fanaika	G	Arizona State	2009
Joique Bell	RB	Wayne State	2010	A.J. Feeley	QB	Oregon	2002
Paul Berardelli	G	Villanova	1989	DeShawn Fogle	LB	Kansas State	1997
Andrew Bonnet	FB	North Dakota State	2016	Therrian Fontenot	CB	Fresno State	2007
James Bostic	RB	Auburn	1998	Fredric Ford	CB	Miss. Valley St.	1996
Jason Bostic	CB	Georgia Tech	1999	Maurice Fountain	DE	Clemson	2011
Brett Boyko	T	UNLV	2015	Chase Ford	TE	Miami, FL	2012
Brett Brackett	TE	Penn State	2011	Dustin Fox	CB	Ohio St.	2006
Luther Broughton	TE	Furman	1997	Todd France	K	Toledo	2005
Ben Brown	QB	Tennessee State	1990	John Frank	DE	Utah	2001
Billy Brown	TE	Shepherd	2017	Dominic Furio	C	UNLV	2005
Curt Brown	DL	North Carolina	1993	Steven Gabbard	T	Florida State	1989
Phil Bryant	RB	Virginia Tech	1994	Nick Gallery	P	Iowa	1998
Vaughn Bryant	CB	Stanford	1995	Joel Gamble	FB	Shippensburg	2009
Chris Buckhalter	FB	So. Mississippi	1996	Tom Garlick	WR	Fordham	1994
Malcolm Bunche	G	UCLA	2015	Michael Gasperson	WR	San Diego	2005-07
Dialleo Burks	WR	Eastern Kentucky	1996	Tom Gerhart	S	Ohio	1992
Marcus Burley	CB	Delaware	2013	Nathan Gerry	LB	Nebraska	2017
Lamont Burns	G	East Carolina	1998	Kendrick Gholston	DE	Louisville	2000
Gerald Cadogan	T	Penn State	2009	Mike Gibson	G	California	2009
Lonny Calicchio	K	Mississippi	1997	Andrew Gleichert	TE	Michigan State	2015
Ronnie Cameron	DT	Old Dominion	2012	Ron Goetz	LB	Minnesota	1991
Eddie Canonico	CB	Sacramento St.	2005	Dillon Gordon	T	LSU	2017
Derek Carrier	TE	Beloit	2012	Kevin Graf	T	USC	2014
Ben Cavil	G	Oklahoma	1996	Anthony Gray	RB	Western New Mexico	2001
Don Cherry	LB	Villanova	2016-17	Darrell Greene	G	San Diego State	2016-2017
Jeremy Clark	DT	Alabama	2007	Aaron Grymes	CB	Idaho	2016
Chuck Clements	QB	Houston	1998	Andy Hall	QB	Delaware	2004-05
Gregory Clifton	WR	Johnson Smith	1994	Branden Hall	G	Troy State	2004
Dobson Collins	WR	Gardner-Webb	2009	Chad Hall	WR	Air Force	2010-11
Jed Collins	FB	Washington State	2008	Ray Hall	DE	Washington State	1994
Keith Council	DT	Hampton	1998	Cobi Hamilton	WR	Arkansas	2014
Winston Craig	DT	Richmond	2017	Justin Hamilton	DT	Louisiana-Lafayette	2017
Jonas Crafts	TE	UTEP	2005	Uhuru Hamiter	DE	Delaware State	2000
Tarren Crawford	T/G	Central State (OH)	1998	Jamel Hamler	WR	Fresno State	2011
B.J. Cunningham	WR	Michigan State	2012-13	Connor Hamlett	TE	Oregon State	2015
Torrance Daniels	LB	Harding	2006	Thomas Hamner	RB	Minnesota	2000
Chris Dausin	C	Texas A&M	1994	William Hampton	CB	Murray State	2000
Brandon Davis	TE	Arkansas	2002	Karl Hankton	WR	Trinity College	1998
Jason Davis	FB	Illinois	2007	Eric Harmon	G	Clemson	1991
Pernell Davis	DT	Alabama-Birmingham	2001	Rod Harper	WR	Murray State	2010
Rashard Davis	WR	James Madison	2017	Erick Harris	CB	Liberty	2006-07
Tim Day	TE	Oregon	2006	Brandon Harrison	WR	Howard Payne	1996
Anthony Denham	TE	Utah	2016	Brandon Harrison	S	Michigan	2009
Alan Dial	S	UCLA	1989	Tyreo Harrison	LB	Notre Dame	2002
Kori Dickerson	TE	USC	2002-03	Clinton Hart	S	Central Florida C.C.	2002
Nate Dingle	B	Cincinnati	1995	Jasper Harvey	C	San Diego St.	2006

ALL-TIME PRACTICE SQUAD



PLAYER	POS	COLLEGE	YEARS	PLAYER	POS	COLLEGE	YEARS
Tim Hasselbeck	QB	Boston College	2002	Tee Martin	QB	Tennessee	2002
Stanley Havili	FB	USC	2011	Freddie Martino	WR	North Greenville	2015
Jonathan Hefney	CB	Tennessee	2008	Eric Matthews	WR	Indiana	1997
Maurice Henry	LB	Kansas State	1990	Curtis Mayfield	WR	Oklahoma State	1992
Brandon Hepburn	LB	Florida A&M	2014-15	Shaheer McBride	WR	Delaware State	2008
Bill Hess	WR	West Chester	1991-92	Alex McCalister	DE	Florida	2017
Anthony Hill	TE	NC State	2011	Nevin McCaskill	G	Hampton	2008
P.J. Hill	RB	Wisconsin	2009	Eric McCoo	RB	Penn State	2003-04
Tyler Hoover	OL	Michigan State	2014	Ivory McCoy	DE	Michigan State	2002
Brandon Houston	T	Oklahoma	1992	Pat McCoy	T	West Texas A&M	2007
Emil Igwenagu	FB	Massachusetts	2012	Deland McCullough	RB	Miami (OH)	1997
Jack Ikegwuonu	CB	Wisconsin	2009	Thomas McGaughey	SS	Houston	1996
Cornelius Ingram	TE	Florida	2010	Corey McIntyre	FB	West Virginia	2002
Greg Isdaner	G	West Virginia	2009	Mike McKenzie	TE	Baylor	1993
Omar Jacobs	QB	Bowling Green	2006	Jason McKie	FB	Temple	2002
Alonzo Jackson	DE	Florida St.	2005	Marvin McNutt	WR	Iowa	2012
Jamaal Jackson	G/C	Delaware State	2003, 2005	Tim McTyer	CB	BYU	1997
Xzavie Jackson	DE	Missouri	2007	Harvey Middleton	WR	Georgia Tech	1998
Drisan James	WR	Boise State	2008	Brian Mihalik	DE	Boston College	2015
Jason Jefferson	DT	Wisconsin	2005	Ben Miller	FB	Air Force	2005
Justin Jenkins	WR	Mississippi State	2004	Garrett Mills	TE	Tulsa	2010
Marcel Jensen	TE	Fresno State	2016	Christian Mohr	DE	None	2006
D.J. Johnson	CB	Jackson State	2011	Kevin Monangai	RB	Villanova	2015
Dwight Johnson	DE	Baylor	2000	Horacio Moronta	DT	Wagner	1990
Keelan Johnson	S	Arizona St.	2013	Stephen Morris	QB	Miami, FL	2015
Marcus Johnson	WR	Texas	2016	Raheem Mostert	RB	Purdue	2015
Maurice Johnson	TE	Temple	1990	Will Murphy	WR	Oregon	2013-14
Ron Johnson	DE	Shippensburg	2003	Aaron Murray	QB	Georgia	2016
Ronald Johnson	WR	USC	2011	Marques Murrell	DE	Appalachian State	2007
Julian Jones	S	Missouri	2002	Rob Myers	TE	Utah State	2009
Preston Jones	QB	Georgia	1993	Stephen Neal	T	Cal. State-Bakersfield	2001
Tyrone Jones	S	Arkansas State	1989	Aaron Neary	C	Eastern Washington	2016
Harold Jones-Quartey	S	Findlay	2017	Kyle Nelson	LS	New Mexico State	2012
Akeem Jordan	LB	James Madison	2007	Jordan Norwood	WR	Penn State	2009
Carlos Joseph	T	Miami	2005	Babatunde Oshinowo	DT	Stanford	2008
Alai Kalaniuvalu	G	Oregon State	1995	Jeff Owens	DT	Georgia	2010
Wade Keliikipi	DT	Oregon	2014	Jonathan Palmer	T/G	Auburn	2007
William Kershaw	LB	Maryland	2007	Chris Pantale	TE	Boston College	2015
D.J. Killings	CB	Central Florida	2017	Josh Parry	FB	San Jose State	2003-04
G.J. Kinne	QB	Tulsa	2013-14	Marcus Paschal	S	Iowa	2007
Jake Knott	LB	Iowa State	2014	Chris Patrick	T	Nebraska	2008
Jordan Kovacs	S	Michigan	2014	Melvin Patterson	WR	Stephen F. Austin	1991
Jonathan Krause	WR	Vanderbilt	2015	Carlos Perez	WR	Florida	2004
Mike Labinjo	LB	Michigan State	2004	Bruce Perry	RB	Maryland	2005-06
Reshard Langford	S	Vanderbilt	2009	Ifo Pili	DT	BYU	2004
Reggie Lawrence	WR	N. Carolina St.	1993	Casey Poppinga	TE	Utah State	2004
Nate Lawrie	TE	Yale	2004	Andre Powell	LB	Penn State	1992
Darrell Lee	DE	Florida	2005	Quron Pratt	WR	Rutgers	2014-15
Mike Lee	CB	Fort Valley State	2015	Ramiro Pruneda	T	Monterrey Tech	2007
Norman LeJeune	S	LSU	2003	Travis Raciti	DT	San Jose State	2015
Jeremy Leman	LB	Illinois	2009	Ryan Rau	LB	Portland State	2012
Garret Limbrick	RB	Oklahoma State	1989	Jamie Reader	FB	Akron	1999
Greg Lloyd	LB	Connecticut	2011	Robert Redd	WR/CB	Bowling Green	2005
Travis Long	LB	Washington St.	2013	Michael Reed	FB	Washington	1998-99
Marcus Mailei	FB	Weber State	2009	Willie Reid	WR	Florida State	2008
Martell Mallett	RB	Arkansas-Pine Bluff	2010	Isaac Remington	OL	Oregon	2013
Mike Marquardt	DT	Arizona State	2008	Mike Renna	DT	Delaware	1991
Byron Marshall	RB	Oregon	2016-17	Dallas Reynolds	G	BYU	2009-11
Keyonta Marshall	DT	Grand Valley St.	2005	Ed Reynolds	S	Stanford	2014-15
Lemar Marshall	S	Michigan State	1999	Matt Reynolds	T	BYU	2012
Whit Marshall	LB	Georgia	1996	Anthony Rice	CB	Laverne	1997

ALL-TIME PRACTICE SQUAD



PLAYER	POS	COLLEGE	YEARS
Paul Richardson	WR	UCLA	1993
Terry Richardson	RB	Syracuse	1995
Greg Richmond	LB	Oklahoma State	2004, 2006
Chris Roberson	CB	Eastern Michigan	2009
Damien Robinson	S	Iowa	1997
Roderick Robinson	QB	Arkansas-Pine Bluff	1999
Trenton Robinson	S	Michigan St.	2013
Dedrick Roper	LB	Northwood	2006
Kendrick Rogers	T	Alabama A&M	2001
Ron Rogers	LB	Georgia Tech	1998
John Romero	C/G	California	2000
Oliver Ross	T	Iowa State	1999
Matt Rotheram	G	Pittsburgh	2016
Glenn Rountree	G	Clemson	1999
Martin Rucker	TE	Missouri	2009
Joe Rudolph	G	Wisconsin	1995
Victor Salako	T	Oklahoma State	2017
Greg Salas	WR	Hawaii	2013
Bill Sampy	WR	Louisiana-Lafayette	2006-07
Sean Scott	WR	Millersville	2001
JaCorey Shepherd	CB	Kansas	2016
Paul Shields	FB	Arizona	1999
A.Q. Shipley	C	Penn State	2010
Aziz Shittu	DT	Stanford	2016
Jason Short	LB	Eastern Michigan	2003
Oscar Shorten	LB	Abilene Christian	1994
Kyle Shotwell	LB	Cal Poly	2007
Geroy Simon	WR	Maryland	1997
Kaseem Sinceno	TE	Syracuse	1998
Doug Skene	T	Michigan	1993
Deontae Skinner	LB	Mississippi State	2015
Henry Slay	DT	West Virginia	1998
Jeremy Slechta	DT	Nebraska	2002
Rod Smart	RB	Western Kentucky	2001
C.J. Smith	CB	North Dakota State	2016-17
Troy Smith	WR	East Carolina	1999
Jeff Smoker	QB	Michigan St.	2005
Howard Smothers	G	Bethune-Cookman	1995
Paul Snellings	T	Georgia	2000
Freddie Solomon	WR	South Carolina St.	1995
Ron Sterling	S	Maine	1989
Tony Stewart	TE	Penn State	2002
Dax Strohmeier	LB	Rutgers	2001
Drew Strojny	T	Duke	2004
Greg Studdard	T	Sam Houston State	1999
Andy Studebaker	LB	Wheaton	2008
Nate Stupar	LB	Penn State	2012
Nate Sudfeld	QB	Indiana	2017
Tre Sullivan	CB	Shepherd	2017
Kevin Swayne	WR	Wayne State	1999
John Talley	TE	West Virginia	1989
Zane Taylor	C	Utah	2011
Daniel Te'o-Nesheim	DE	Washington	2011
Duke Thomas	CB	Texas	2016
Andy Thorn	TE	Northern Iowa	2005
Cedric Thornton	DT	Southern Arkansas	2011
Elijah Thurmon	WR	Howard	2000
Jon Toth	C	Kentucky	2017
Rod Trafford	TE	South Carolina	2004
Bryce Treggs	WR	California	2017
Frank Trotter	DT	Memphis	2012

PLAYER	POS	COLLEGE	YEARS
Matthew Tucker	RB	TCU	2013-14
Zach Tuiaosopo	FB	Washington	2006
Fenuki Tupou	G	Oregon	2010
Paul Turner	WR	Louisiana Tech	2016
Colton Underwood	LB	Illinois State	2014
Julian Vandervelde	G	Iowa	2012
Chip Vaughn	S	Wake Forest	2010
Patrick Venzke	T	Idaho	2002
Lee Vickers	TE	North Alabama	2006-07
Jamar Wall	CB	Texas Tech	2010
Greg Ward	WR	Houston	2017
David Watford	WR	Hampton	2016
Mike Watson	T	West Virginia	2005
Terrell Watson	RB	Azusa Pacific	2016
Tyrone Watson	WR	Tennessee State	1990
Eddie Whitley	CB	Virginia Tech	2012
Ben Williams	DT	Minnesota	1999
Jeremy Williams	WR	Tulane	2010
Trae Williams	CB	South Florida	2008
Marcus Wimberly	S	Miami	1998
Sean Woodson	S	Jackson State	1998
Stoney Woodson	CB	South Carolina	2009
Sylvester Wright	LB	Kansas	1995
Scott Young	G	BYU	2005
Steve Zahursky	G	Kent State	1998

EAGLES BY JERSEY NUMBER



No. PLAYER

- 1 Happy Feller, Nick Mick-Mayer, Tony Franklin, Gary Anderson, Mat McBriar, Cody Parkey
- 2 Joe Pilconis, Mike Michel, Mike Horan, Dean Dorsey, Steve DeLine, David Akers, Matt Barkley
- 3 Roger Kirkman, Jack Concannon, Mark Moseley, Eddie Murray, Todd France, Reggie Hodges, Nick Murphy, Mike Kafka, Mark Sanchez
- 4 Benjy Dial, Max Runager, David Jacobs, Dale Dawson, Bryan Barker, Tom Hutton, Mike McMahon, Kevin Kolb, Stephen Morris, Jake Elliott
- 5 Joseph Kresky, Davey O'Brien, Roman Gabriel, Tom Skladany, Dean May, Mark Royals, Jeff Feagles, Donovan McNabb
- 6 Jim MacMurdo, Gary Adams, John Reaves, Spike Jones, Dan Pastorini, Matt Cavanaugh, Bubby Brister, Jason Baker, Lee Johnson, Jose Cortez, Sav Rocca, Alex Henery, Caleb Sturgis
- 7 Dick Frahm, Roy Zimmerman, John Huarte, Jim Ward, John Reaves, Ron Jaworski, Roger Ruzek, Ken O'Brien, Bobby Hoying, Sean Landeta, Jeff Garcia, Michael Vick, Sam Bradford, Nate Sudfeld
- 8 Chuck Hajek, Davey O'Brien, Al Coleman, Paul McFadden, Luis Zendejas, Brad Goebel, Preston Jones, Dirk Johnson, Chas Henry, Donnie Jones
- 9 James Zyntell, Sonny Jurgensen, Jim Nettles, Billy Walik, Joe Pisarcik, Don McPherson, Jim McMahon, Rodney Peete, Norm Johnson, Andy Hall, Jeff Garcia, Vince Young, Nick Foles, Thad Lewis, Nick Foles,
- 10 Swede Ellstrom, George Kavel, Isadore Weinstock, Don Jackson, Maurice Harper, Tommy Thompson, Al Sherman, Frank Tripucka, Adrian Burk, Al Dorow, King Hill, George Mira, Mike Boryla, John Walton, Ove Johansson, John Teltschik, Pat Ryan, Koy Detmer, DeSean Jackson, Jonathan Krause, Chase Daniel, Mack Hollins
- 11 Lee Woodruff, Jack Knapper, Ed Manske, Fritz Ferko, Bernie Lee, Francis Murray, Lou Ghecas, Richard Erdlitz, Tommy Thompson, John Rauch, Bobby Thomason, Norm Van Brocklin, Rick Arrington, John Walton, Jeff Christensen, Kyle Mackey, Scott Tinsley, Casey Weldon, Matt Bahr, Mark Rypien, Jay Fiedler, Ron Powlus, Tim Hasselbeck, Jeff Blake, Jeremy Bloom, Steve Smith, Trent Edwards, Josh Huff, Carson Wentz
- 12 John Roberts, Ed Matesic, Art Buss, Herschel Ramsey, Kent Lawrence, Tom McNeill, Bill Troup, Bob Holly, Randall Cunningham
- 13 George Kenneally, Dave Smukler, Len Barnum, Joe Hoague, Chuck Hughes, Rick Engles, Damaris Johnson, Josh Huff, Nelson Agholor
- 14 Swede Hanson, Rudy Gollomb, Woody Dow, Bob Gambold, Pete Liske, Marty Horn, Rick Tuten, Jeff Wilkins, Doug Pederson, A.J. Feeley, Riley Cooper, Marcus Johnson
- 15 Laf Russell, Osborne Wilson, John Konopka, William Hughes, Clem Woltman, Lou Tomasetti, Ted Laux, Steve Van Buren
- 16 Sylvester Davis, Harry O'Boyle, James Zyntell, John Kusko, Elmer Kolberg, Norman Snead, Vern Davis, Horst Muhlmann, Rob Hertel, Jeff Kemp, Gari Scott, Justin Jenkins, Chad Hall, Brad Smith, Seyi Ajirotutu, Bryce Treggs
- 17 Joe Carter, James Russell, Ebert Van Buren, Fred Enke, Jerry Reichow, Ralph Guglielmi, Taft Reed, Harold Carmichael, Mitch Berger, Freddie Solomon, Lonny Calicchio, Arrelious Benn, Nelson Agholor, Alshon Jeffery
- 18 Porter Lainhart, Nick Prisco, Albert Weiner, Joe Pilconis, Herbert Roton, Rankin Britt, Ray Hamilton, Ben Hawkins, Roman Gabriel, Dave Archer, Chris Boniol, Donté Stallworth, Willie Reid, Jeremy Maclin, Dorial Green-Beckham, Shelton Gibson
- 19 Roger Kirkman, Orrin Pape, Jim Leonard, Herman Bassman, Fritz Ferko, Tom Burnette, George Somers, Harold Pegg, Dan Berry, Tom Dempsey, Guido Merckens, Troy Smith, Sean Morey, Carl Ford, Michael Gasperson, Brandon Gibson, Mardy Gilyard, Greg Salas, Miles Austin, Paul Turner
- 20 Alex Marcus, John Lipski, Clyde Williams, Howard Bailey, Pete Stevens, Jim MacMurdo, Henry Reese, Elmer Hackney, Don Stevens, Bibbles Bawel, Jim Harris, Frank Budd, Leroy Keyes, John Outlaw, Leroy Harris, Andre Waters, Vaughn Hebron, Brian Dawkins
- 21 James Zyntell, Les Maynard, Paul Cuba, John Kusko, Herschel Stockton, Allison White, Chuck Cherundolo, William Boedeker, Al Pollard, Jim Carr, Joe Scarpatti, Ray Jones, Jackie Allen, Wes Chesson, Al Clark, John Sciarra, Evan Cooper, Eric Allen, Bobby Taylor, Matt Ware, William James, Joselio Hanson, David Sims, Roc Carmichael, Jerome Couplin, Leodis McKelvin, Patrick Robinson
- 22 Henry Obst, Edward Storm, James Russell, Elmer Kolberg, Don Jones, Ralph Goldston, Lee Riley, Tim Brown, Cyril Pinder, Larry Marshall, Brenard Wilson, Robert Lavette, Jacque Robinson, Mark Higgs, Vai Sikahema, Marvin Goodwin, James Saxon, James Fuller, Duce Staley, Eric McCoo, Joselio Hanson, Asante Samuel, Brandon Boykin, Nolan Carroll, Sidney Jones
- 23 Paul Cuba, Vince Zizak, Phil Poth, Harry Shaub, Bill Wilson, Zed Coston, Raymond George, William Roffler, Ken Keller, Carl Taseff, Mike McClellan, Claude Crabb, Willie Brown, Harry Jones, Roger Williams, Clifford Brooks, Bob Howard, Cedrick Brown, Willie Turral, Heath Sherman, Derrick Frazier, Troy Vincent, Ryan Moats, Dimitri Patterson, Dominique Rodgers-Cromartie, Patrick Chung, Nolan Carroll, Rodney McLeod
- 24 Howard Auer, Joe Carpe, Dick Lachman, Jack Knapper, Herman Bassman, Joe Pilconis, Rabbit Keen, Bill Schneller, Dom Moselle, George Taliaferro, Don Schaefer, Nate Ramsey, Artimus Parker, Henry Monroe, Zac Henderson, Ray Ellis, Russell Gary, Reggie Brown, Alan Reid, Alan Dial, Corey Barlow, Tim McTyer, Darnell Autry, Rod Smart, Blaine Bishop, Sheldon Brown, Joique Bell, Brandon Hughes, Nnamdi Asomugha, Bradley Fletcher, Ryan Mathews, Corey Graham
- 25 Osborne Wilson, Leonard Gudd, Henry Reese, Emmet Kriel, Russ Thompson, Hugh McCullough, Toy Ledbetter, Pete Retzlaff, Tommy McDonald, Bill Mack, Bob Shann, Larry Conjar, Tom Sullivan, Bill Bryant, Zachary Dixon, Dennis DeVaughn, Anthony Toney, Tom Gerhart, Charlie Garner, Greg Tremble, Deral Boykin, Willie Clark, Allen Rossum, Je'Rod Cherry, Monty Montgomery, Dorsey

EAGLES BY JERSEY NUMBER



- Levens, Lamar Gordon, Dustin Fox, Lorenzo Booker, LeSean McCoy
- 26 Joseph Kresky, Jack Norby, Dan Barnhardt, Forest McPherson, Winford Baze, Wimpy Giddens, Lester McDonald, Dave DiFlippo, Clarence Peaks, Al Nelson, Art Malone, John Sanders, Michael Haddix, Ben Smith, Al Jackson, Jerome Henderson, Darnell Autry, Lito Sheppard, Sean Jones, Mike Bell, Jaiquawn Jarrett, Cary Williams, Walter Thurmond, Jaylen Watkins
- 27 George Demas, Milton Leathers, Robert Gonya, Jack Dempsey, Burle Robinson, George Rado, Milton Trost, Sam Bartholomew, Bob Davis, John Butler, Ted Laux, Pete Kmetovic, Alvin Johnson, Clyde Scott, Neil Ferris, Hal Giancanelli, Billy Wells, Gene Johnson, Irv Cross, Trenton Jackson, Ronald "Po" James, Richard Blackmore, Topper Clemons, Siran Stacy, Eric Zomalt, James Bostic, Julian Jones, Norman LeJeune, Quintin Mikell, Brandon Hughes, Malcolm Jenkins
- 28 Dick Thornton, Guy Turnbow, Algy Clark, Joe Pilconis, Max Padlow, J. "Stumpy" Thomason, Harry Klopenburg, Ray Keeling, Bob Jackson, Paul Dudley, Jim Gray, Bill Bradley, Lou Rash, Greg Harding, Don Griffin, Mel Gray, Clarence Love, Amp Lee, Correll Buckhalter, Ramzee Robinson, Marlin Jackson, Dion Lewis, Earl Wolff, Wendell Smallwood
- 29 Dick Fencil, Ray Smith, Glenn Campbell, Stephen Banas, J. "Stumpy" Thomason, Herman Bassman, Joe Pivarnick, Charles Knox, William Hughes, John Nocera, Israel Lang, Harold Jackson, Mark Burke, Al Latimer, Jo Jo Heath, Elbert Foules, Mark McMillian, Adam Walker, Corey Walker, Darrel Crutchfield, Roderick Hood, Tony Hunt, LeSean McCoy, Nate Allen, DeMarco Murray, Terrence Brooks, LeGarrette Blount
- 30 Art Koeninger, Chuck Brodnicki, Barnes Milon, Claude Urevig, Harry Benson, Bob Masters, Don Looney, Mort Landsberg, John Binotto, Richard Erdlitz, Milton Smith, Bosh Pritchard, Theron Sapp, Alvin Haymond, Jim Raye, Joe Lavender, Ron Lou, Mike Hogan, Cleveland Franklin, Don Calhoun, Chris Johnson, Otis Smith, Charlie Garner, Brian Mitchell, J.R. Reed, Geoff Pope, Colt Anderson, Ed Reynolds, Corey Clement
- 31 Joe Carter, Tom Graham, Irv Kupcinec, William Brian, Bob Masters, Emmett Mortell, Jerry Ginney, Phil Ragazzo, Jim Castiglia, Ted Williams, Art Macioszczyk, Dan Sandifer, Ebert Van Buren, Ron Goodwin, Tom Bailey, Wilbert Montgomery, Troy West, Tyrone Jones, Brian O'Neal, Derrick Witherspoon, Al Harris, Daryon Brutley, Dexter Wynn, Ellis Hobbs, Curtis Marsh, Shaun Prater, Byron Maxwell, Jalen Mills
- 32 Nip Felber, Everitt Rowan, Glenn Frey, Red Wolfe, Irv Hall, Toimi Jarvi, Charles Gauer, John Rogalla, Jack Myers, Neil Worden, Joe Pagliei, Roger Gill, Rick Duncan, Jackie Smith, Charles Ford, Herb Lusk, Earl Carr, Jim Culbreath, Booker Russell, Michael Williams, Michael Ulmer, Walter Abercrombie, James Joseph, Ricky Watters, Jason Bostic, Michael Lewis, Marcus Paschal, Kyle Eckel, P.J. Hill, Owen Schmitt, Chris Polk, Eric Rowe, Rasul Douglas
- 33 Guy Turnbow, Ray Spillers, Bob Masters, Taldon Manton, Jack Banta, Steve Sader, Russ Craft, Roy Barni, Willie Berzinski, Bill Barnes, Merrill Douglas, Don Jonas, Ollie Matson, Ron Blye, Steve Preece, Randy Jackson, Ronald "Po" James, Louie Giammona, Mike Waters, William Frizzell, Kevin Bouie, Tim Watson, Aaron Hayden, Eric Bieniemy, Thomas Hamner, Terrence Carroll, Clinton Hart, Donald Strickland, Jack Ikegwuonu, Jerome Harrison, Jordan Poyer, Chris Prosinski, Ron Brooks, Dexter McDougle
- 34 Ray Lechthaler, Laurence Steinbock, Mike Sebastian, Jay Arnold, Earl Gros, Larry Watkins, Dave Hampton, James Betterson, Hubie Oliver, Terry Hoage, Herschel Walker, Kevin Turner, Jamie Reader, Reno Mahe, Eldra Buckley, Ronnie Brown, Bryce Brown, Kenjon Barner, Donnel Pumphrey
- 35 Tex Leyendecker, Rich Smith, Forest McPherson, Drew Ellis, Dick Bassi, Pete Pihos, Ted Dean, Ray Poage, Adrian Young, Mike Hogan, Perry Harrington, Mike Kullman, Mark Konecny, Kevin Bouie, Deauntae Brown, Anthony Marshall, Edwin Watson, Chris Warren, Bruce Perry, Nick Graham, Macho Harris, Trevard Lindley, Denzel Rice, Terrell Watson, Trae Elston
- 36 Ed Manske, Carl Kane, Hebert Roton, Joe Bukant, Terry Fox, John Stackfool, Dean Steward, Joe Hoague, Joe Muha, Jerry Cowhig, John Brewer, Dick Bielski, Tom McNeill, Norm Bulaich, Herman Hunter, Bobby Morse, Robert Drummond, Michael Zordich, Stanley Pritchett, Brian Westbrook, JaCorey Shepherd, Dwayne Gratz, Jay Ajayi
- 37 Robert Rowe, Winford Baze, John Cole, Bree Cuppoletti, Fred Gloden, Ernie Steele, Tom Woodeshick, Merritt Kersey, Tommy Campbell, Billy Campfield, Junior Tautalatasi, Sammy Lilly, Sean Woodson, Sean Considine, Jamar Wall, Jaylen Watkins, C.J. Smith
- 38 Bill Fiedler, Jake Schuehle, John Huzvar, Rob Goode, Sam Baker, Tony Baker, George Amundson, Bill Olds, Larry Barnes, Steve Atkins, Mickey Fitzgerald, Jairo Penaranda, Russell Gary, Rich Miano, Dexter McNabb, Charles Dimry, Cecil Martin, Jorrick Calvin, Keelan Johnson, E.J. Biggers, Aaron Grymes, Kenjon Barner
- 39 Harry Benson, Bob Pylman, Foster Watkins, Bill Mackrides, Pete Emelianchik, Kermit Alexander, Bill Olds, Bob Torrey, Major Everett, Victor Bellamy, Tony Brooks, Corey Walker, Michael Reed, Sheldon Brown, Quintin Dumps, Stanley Havili, Matthew Tucker, Byron Marshall
- 40 Charles Newton, Wesley McAfee, Sonny Karnofsky, Elliott Ormsbee, Leslie Palmer, Frank Reagan, Don Johnson, Tom Brookshier
- 41 Ted Schmitt, Foster Watkins, Buist Warren, Gil Steinke, Frank Ziegler, Jerry Norton, Bob Freeman, Howard Cassady, Harry Wilson, Richard Harvey, Randy Logan, Earnest Jackson, Keith Byars, Alvin Ross, Fred McCrary, Johnny Thomas, William Hampton, Thomas Tapeh, Stephen Spach, Tanard Davis, Antoine Harris, Jarrad Page, Emil Igwenagu, Randall Evans, Ronald Darby
- 42 Swede Hanson, Bud Jorgenson, George Mulligan, Ray Hamilton, Raymond George, Bob Hudson, Bob Harrison, Aaron Martin, Dennis Morgan, Steve Wagner, Calvin Murray, Keith Byars, Angelo James, Eric Everett, John Booty, Mike Reid, David Whitmore, Dialleo Burks, Rashard Cook, Jack Brewer, Jason Davis, Kurt Coleman, Chris Maragos

EAGLES BY JERSEY NUMBER



- 43 Jack Hinkle, William Jefferson, James Lankas, Jim Parmer, Robert Smith, Walt Kowalczyk, Ralph Heck, Al Davis, James McAlister, Roynell Young, Roger Vick, Erik McMillan, Randy Kinder, Damon Moore, Leonard Weaver, Darren Sproles
- 44 Franklin Emmons, Albert Johnson, Ben Kish, William Pollock, Norman Willey, Bob Stringer, Harry Dowda, Pete Retzlaff
- 45 Thomas Bushby, Leo Raskowski, Art Buss, Dick Riffle, Noble Doss, Joe Sutton, Tom Brookshier, Rocky Ryan, Paige Cothren, Don Burroughs, Ron Medved, Pat Gibbs, Marion Reeves, Von Mansfield, Charles Crawford, Jeff Griffin, Thomas Sanders, Vaughn Hebron, Barry Wilburn, Matt Stevens, Tim Hauck, Jeremy Thornburg, Joselio Hanson, Jamar Adams, Rick Lovato
- 46 Don Miller, Ted Wegert, Brad Myers, Glen Amerson, Lee Bougness, Herman Edwards, Chris Gerhard, Izel Jenkins, Markus Thomas, Fredric Ford, Quintin Mikell, Jon Dorenbos
- 47 Nick Basca, John Mallory, Ed Hayes, Ron Bull, Larry Crowe, Charlie Williams, Andre Hardy, Charles Emanuel, Greg Jackson, Gerard Lawson, Trey Burton, Nathan Gerry
- 48 Eberle Schultz, Ben Scotti, Jay Johnson, Greg Oliver, Martin Mitchell, Wes Hopkins, Steve Hendrickson, Andre President, Jon Ritchie
- 49 Dan DeSantis, Robert Thurbon, Mel Bleeker, Pat McHugh, Jerry Williams, Glenn Glass, Wayne Colman, Jim Thrower, John Tarver, Eric Johnson, Tom Caterbone, Todd Bell, Luther Broughton, Andrew Jordan, Josh Parry, Dan Klecko, Jamar Chaney, Tom Nelson
- 50 Alabama Pitts, Don Jackson, Robert Bjorklund, Ken Hayden, Al Wukits, Baptiste Manzini, Bob Kelley, Darrel Aschbacher, Dave Recher, Ron Porter, Guy Morriss, Garry Cobb, Dave Rimington, James Willis, Alonzo Ephraim, Mark Simoneau, Zeke Moreno, Justin Ena, Tank Daniels, Will Witherspoon, Ernie Sims, Casey Matthews, Kiko Alonso, Stephen Tulloch, Bryan Braman
- 51 Enio Conti, Lyle Graham, Al Milling, Robert Wear, Ray Graves, Boyd Williams, Frank Szymanski, Chuck Weber, Jim Schrader, Dave Recher, Dwight Kelley, Dick Cunningham, Ron Lou, Reggie Wilkes, Chuck Gorecki, Ricky Shaw, William Thomas, Carlos Emmons, Nate Wayne, Matt McCoy, Joe Mays, Antwan Barnes, Jamar Chaney, Emmanuel Acho, Steven Means
- 52 Ray Graves, Vic Lindsog, Wayne Robinson, Roy Lee Caffey, Dave Lloyd, Kevin Reilly, Ray Phillips, Rich Kraynak, Matt Battaglia, Todd Bell, Jessie Small, Louis Cooper, Vaughan Johnson, Sylvester Wright, DeShawn Fogle, Jon Haskins, Barry Gardner, Jason Short, Pago Togafau, Tracy White, Daniel Te'o-Nesheim, Brian Rolle, Jason Phillips, Brad Jones, Najee Goode
- 53 Walt Masters, Alex Wojciechowicz, Ken Farragut, Bob Pellegrini, John Simerson, Bob Butler, Harold Wells, Fred Whittingham, Dick Absher, Dennis Franks, Fred Smalls, Jody Schultz, Dwayne Jiles, Maurice Henry, Ivan Caesar, John Roper, Bill Romanowski, N.D. Kalu, Hugh Douglas, Mark Simoneau, Moise Fokou, Ryan Rau, Najee Goode, Nigel Bradham
- 54 Jerry Huth, Bill Lapham, Jim Ringo, Gene Ceppetelli, Calvin Hunt, Chuck Allen, Tom Roussel, Jim Opperman, Drew Mahalic, Zack Valentine, Jon Kimmel, Alonzo Johnson, Kelly Kirchbaum, Britt Hager, Kurt Gouveia, Terry Crews, DeShawn Fogle, Jeff Herrod, Jeremiah Trotter, Tyreo Harrison, Nate Wayne, Tracy White, Brandon Graham, Jake Knott, Kamu Grugier-Hill
- 55 Frank Bausch, Basilio Marchi, Maxie Baughan, Fred Brown, Jerry Sturm, Frank LeMaster, Mike Reichenbach, Ken Rose, Nate Dingle, Ray Farmer, Quinton Caver, Tyreo Harrison, Dhani Jones, Stewart Bradley, Darryl Tapp, Brandon Graham
- 56 Bill Hewitt, Fred Whittingham, Bill Hobbs, Bill Overmyer, Dean Halverson, Jerry Robinson, Byron Evans, David Brown, Joe Kelly, Darrin Smith, Mike Caldwell, Shawn Barber, Derrick Burgess, Greg Richmond, Akeem Jordan, Phillip Hunt, Bryan Braman, Chris Long
- 57 Ernie Calloway, James Reed, Mike Osborn, Mike Curcio, Bill Cowher, Tom Polley, Scott Kowalkowski, Marc Woodard, James Darling, Keith Adams, Chris Gocong, Keenan Clayton, Adrian Moten, Jason Williams, Travis Long, Dannell Ellerbe
- 58 Dave Cahill, Mel Tom, Bob Creech, Rocky Colavito, Terry Tautolo, Anthony Griggs, Byron Lee, Ty Allert, Derrick Oden, Whit Marshall, Ike Reese, Trent Cole, Jordan Hicks
- 59 Joseph Wendlick, Mike Evans, Tom Ehlers, Al Chesley, Joel Williams, Seth Joyner, Carlos Bradley, Mike Mamula, Derrick Burgess, Mike Labinjo, Dedrick Roper, Nick Cole, Brian Rolle, DeMeco Ryans, Joe Walker
- 60 Bob Suffridge, Al Thacker, Ed Michaels, Don Weedon, Chuck Bednarik
- 61 Tony Cemore, Joseph Frank, Gordon Paschka, Duke Maronic, John Michels, Tom Louderback, Howard Keys, Arunas Vasys, Tony Guillory, Bill Dunstan, Mark Slater, Ben Tamburello, Matt Long, Eric Floyd, Theo Adams, Steve Everitt, Giradie Mercer, Adrien Clarke, Mike Gibson, Julian Vandervelde, Stefen Wisniewski
- 62 Woody Gerber, Andrew Brunski, Mike Mandarino, Augie Lio, Dan Talcott, Bill Horrell, Knox Ramsey, John Wittenborn, Jerry Mazzanti, Mike Dirks, Guy Morriss, Bill Lueck, Johnny Jackson, Pete Perot, Nick Haden, Dennis McKnight, Brian Baldinger, Guy McIntyre, Ian Beckles, Dwight Johnson, Scott Peters, Ron Johnson, Alonzo Jackson, Max Jean-Gilles, Jason Kelce
- 63 Ralph Fritz, Rupert Pate, Bruno Banducci, Albert Baisi, Leo Skladany, Norman Willey, Ken Huxhold, Tom Catlin, Mike Woulfe, Lynn Hoyem, Tom Luken, Ron Baker, Daryle Smith, Joe Panos, Raleigh McKenzie, David Diaz-Infante, Hank Fraley, Bryan Smith, Jeremy Clark, Danny Watkins, David Molk
- 64 Robert McDonough, Mario Giannelli, Menil Mavraides, Russ Carrioccio, Abe Gibrion, Bob Gaona, John Simerson, Galen Laack, Stan Campbell, Roy Hord, Ed Blaine, Randy Beisler, Dean Wink, Norm Davis, Joe Jones, Ernie Janet, Ed George, Garry Puetz, Dean Miraldi, Mike Perrino, Joe Rudolph, Sean Love, Stefan Rogers, Chris Patrick, Antonio Dixon, Jeff Owens, Jake Scott, Matt Tobin
- 65 Bob Suffridge, Cliff Patton, Dan Rogas, Jess Richardson, Tom Dimmick, Menil Mavraides, Harold Bradley, Jerry Huth, Jim Beaver, John Mellekas, Bill Stetz, Henry

EAGLES BY JERSEY NUMBER



- Allison, Roy Kirksey, Rosie Manning, Charlie Johnson, Mark Dennard, Bob Landsee, Gary Bolden, Ron Solt, Ron Hallstrom, Moe Elewonibi, Bubba Miller, Jamaal Green, Keyonta Marshall, King Dunlap, Lane Johnson
- 66 John Wyhonic, Baptiste Manzini, Ed Sharkey, Frank D'Agostino, Ed Meadows, Joe Robb, Will Renfro, Bill Byrne, Bruce Van Dyke, Gordon Wright, Don Chuy, Bill Cody, Roy Kirksey, Bill Bergey, Ken Reeves, John Hudson, Mike Zandofsky, Jerry Crafts, Jeff Dellenbach, Bobbie Williams, Trey Darilek, Kimo von Oelhoffen, Dallas Reynolds, Andrew Gardner, Will Beatty
- 67 Jack Sanders, John Magee, Proverb Jacobs, Pete Case, Erwin Will, Vern Winfield, Herb Dobbins, Jeff Bleamer, Lem Burnham, Gerry Feehery, Steve Gabbard, Ryan Schau, Jamaal Jackson, Dennis Kelly, Chance Warmack
- 68 Ray Romero, Maurice Nipp, Dick Murley, Bill Koman, Bill Striegel, Bobby Richards, Mark Nordquist, Blenda Gay, Dennis Nelson, Dennis Harrison, Reggie Singletary, Pete Walters, Tom McHale, Rickie Shaw, Frank Cornish, Morris Unutoa, Damian Lavergne, Steve Sciullo, Pat McCoy, Dan Klecko, Austin Howard, Kyle DeVan, Steve Vallos, Matt Tennant, Josh Andrews
- 69 Dave diFlippo, Joe Tyrrell, Carl Gersbach, Rich Glover, Woody Peoples, Dwaine Morris, Jeff Tupper, Jim Angelo, Bruce Collie, Burt Grossman, Harry Boatwain, George Hegamin, Jon Runyan, Evan Mathis, Dillon Gordon
- 70 Leo Brennan, Joseph Frank, Al Wistert, Don Owens, Jim Skaggs
- 71 Cecil Sturgeon, Frank Hrabetin, Eberle Schultz, Ed Fiben, George Fritts, Otis Douglas, Tom Higgins, Jim Ricca, Don King, John Wilcox, Joe Lewis, Dick Hart, William Wynn, Ken Clarke, Cecil Gray, Mike Chalenski, Jermane Mayberry, Scott Young, Jason Peters
- 72 Hodges West, Leon Cook, Stephen Levanites, Ted Doyle, Bob Friedman, Marshall Shires, T.J. Champion, Roger Harding, Walt Stickel, Dick Steere, George Mrkonic, Jess Richardson, Frank Fuller, Floyd Peters, Wade Key, Jim Fritzsche, Dave Pacella, Kevin Allen, David Alexander, Jeff Wenzel, Joe Panos, Tra Thomas, Cedric Thornton, Halapoulivaati Vaitai
- 73 Ed Kasky, Leo Disend, Rocco Canale, Vince Bogren, Henry Gude, Alfred Bauman, Fred Hartman, Roscoe Hansen, Lum Snyder, Sid Youngelman, Ed Khayat, Jim Norton, Richard Stevens, Pete Lazetich, Steve Kenney, Paul Ryczek, Ron Heller, Lester Holmes, Jerry Crafts, Steve Martin, Oliver Ross, Jim Pyne, Kevin Dogins, Shawn Andrews, Derrick Burgess, Bobby McCray, Julian Vandervelde, Joe Kruger, Wade Smith, Isaac Seumalo
- 74 Walter Barnes, Frank Wydo, Len Szafaryn, Jerry DeLucca, Riley Gunnels, Frank Molden, Steve Smith, John Niland, Donnie Green, Leonard Mitchell, Mike Pitts, Tim Mooney, Gerald Nichols, Bernard Williams, Edward Jasper, Doug Brzezinski, Jeremy Bridges, Winston Justice, Nate Menkin
- 75 Bill Halverson, George Savitsky, Frank Wydo, Tom Saidock, Jim McCusker, John Meyers, Tuufuli Upersa, Houston Antwine, Dennis Wirgowski, Willie Cullars, Stan Walters, Jim Gilmore, Scott Leggett, Louis Cheek, Daryle Smith, Rob Selby, Troy Drake, John Michels, Michael Sinclair, Frank Ferrara, Dominic Furio, Juqua (Thomas) Parker, Vinny Curry
- 76 Lester McDonald, John Eibner, Frank Kilroy, Len Szafaryn, Volney Peters, J.D. Smith, Bob Brown, Joe Carollo, Jerry Sisemore, Adam Schreiber, Broderick Thompson, Barrett Brooks, John Welbourn, Alonzo Ephraim, Calvin Armstrong, Stacy Andrews, Reggie Wells, Phillip Hunt, Allen Barbre
- 77 Phil Ragazzo, Bernie Kaplan, Tex Williams, Carl Fagioli, John Eibner, Jim Kekeris, Gus Cifelli, Jim Weatherall, Don Oates, John Kapele, Ray Mansfield, Ray Rissmiller, Ernie Calloway, Gerry Philbin, Jerry Patton, Don Ratliff, Rufus Mayes, Tom Jelesky, Michael Black, Donald Evans, Antone Davis, Keith Millard, Howard Smothers, Richard Cooper, Lonnie Palelei, Artis Hicks, LaJuan Ramsey, Mike McGlynn, Demetress Bell, Damion Square, Kevin Graf, Barrett Jones, Taylor Hart
- 78 Mike Jarmoluk, Marion Campbell, John Baker, Dave Graham, Wayne Mass, Jim Cagle, Steve Smith, Carl Hairston, Matt Darwin, Mike Nease, Antone Davis, Hollis Thomas, Brodrick Bunkley, Victor Abiamiri, Fenuki Tupou
- 79 Vic Sears, Buck Lansford, Lum Snyder, Gene Gossage, Lane Howell, Mitch Sutton, Manny Sistrunk, Frank Giddens, Rusty Russell, Joe Conwell, Mike Schad, Mike Finn, Greg Jefferson, Jeremy Slechta, Jim Flanigan, Ian Allen, Todd Herremans, Tanner Hawkinson, Brandon Brooks
- 80 Granville Harrison, Kirk Hershey, Fred Meyer, Leonard Suplusi, Bert Kuczynski, Neill Armstrong, Bill Stribling, Gene Mitcham, Ken MacAfee, John Tracey, Ken Gregory, Gary Henson, Randy Beisler, Don Brumm, Clark Hoss, Don Zimmerman, Art Thoms, Luther Blue, Alvin Hooks, Byron Williams, Joe Hayes, Keith Baker, Bobby Duckworth, Cris Carter, Marvin Hargrove, Rod Harris, Reggie Lawrence, James Lofton, Reggie Johnson, Irving Fryar, Torrance Small, Billy McMullen, James Thrash, Kevin Curtis, Ron Johnson
- 81 Dick Humbert, Robert Priestly, Ray Reutt, Walt Nowak, John Yovicsin, Don McDonald, John O'Quinn, Willie Irvin, Bibbles Bawel, Eddie Bell, Ron Goodwin, Jim Whalen, Larry Estes, Stan Davis, Oren Middlebrook, Scott Fitzkee, Ron Smith, Kenny Jackson, Otis Grant, Shawn Beals, Henry "Gizmo" Williams, Mike Bellamy, Roy Green, Paul Richardson, Rob Carpenter, Mark Seay, Jeff Graham, Charles Johnson, Tony Stewart, Billy McMullen, Terrell Owens, Jason Avant, Jordan Matthews
- 82 Robert Krieger, Bill Combs, Bill Hewitt, Milton Smith, Rudy Smeja, Danny DiRenzo, Joe Restic, Tom Scott, George Tarasovic, Tim Rossoich, Bob Picard, Ken Payne, Jerrold McRae, Mike Quick, Mickey Shuler, Victor Bailey, Chris T. Jones, Karl Hankton, Dameane Douglas, L.J. Smith, Alex Smith, Clay Harbor, Emil Igwenagu, Torrey Smith
- 83 Jack Ferrante, Jack Smith, John Smith, Bobby Walston, Bill Quinlan, Don Hultz, Vince Papale, Rodney Parker, Tony Woodruff, Phil Smith, Kenny Jackson, Jimmie Giles, Kevin Bowman, Pat Beach, Michael Young, Ed West, Michael Timpson, Dietrich Jells, Troy Smith, Jeff Thomason, Greg Lewis, Marvin McNutt
- 84 Larry Cabrelli, Leslie Palmer, Hank Burnine, Leo Sugar, Mike Clark, Don Thompson, Jim Kelly, Richard Harris, Keith Kreple, Vyto Kab, Mike McCloskey, Kenny Jackson, Anthony Edwards, Floyd Dixon, Mark Bavaro, Kelvin



- Martin, Freddie Solomon, Luther Broughton, Jamie Asher, Freddie Mitchell, Hank Baskett, Jordan Norwood
- 85 John Shonk, Tony Bova, Charles Gauer, Bob Friedlund, Jay MacDowell, Billy Hix, Bob Schnelker, Ralph Smith, Gary Ballman, Marlin McKeever, Charles Smith, Mel Hoover, Ron Johnson, Jesse Bendross, Mickey Shuler, Jeff Sydnor, Art Monk, Mark Ingram, Antwuan Wyatt, Chris Fontenot, Na Brown, Freddie Milons, Sean Morey, Darnerien McCants, James Casey
- 86 Hal Prescott, Bob McChesney, Bud Grant, Norman Willey, Ed Cooke, Dick Stafford, Fred Hill, Charle Young, Lewis Gilbert, Ken Dunek, Steve Folsom, Al Dixon, Gregg Garrity, Mike Siano, Fred Barnett, Dialleo Burks, Luther Broughton, Justin Armour, Russell Copeland, Brian Finneran, Alex Van Dyke, Gari Scott, Antonio Freeman, Kori Dickerson, Reggie Brown, Evan Moore, Zach Ertz
- 87 Jack Ferrante, Andy Nacrelli, Art Powell, Dick Lucas, Bill Cronin, Dave Lince, Fred Brown, Kent Kramer, Claude Humphrey, Lawrence Sampleton, John Goode, Eric Bailey, Ron Fazio, Carlos Carson, Harper Le Bel, Maurice Johnson, Rickey Brady, Frank Wainwright, Jason Dunn, Jed Weaver, Todd Pinkston, Brent Celek
- 88 Herschel Ramsey, John Durko, Jay MacDowell, John Zilly, Bob Hudson, Jerry Watson, Gary Pettigrew, Richard Osborne, Bill Larson, John Spagnola, Keith Jackson, Jimmie Johnson, Kevin McKenzie, Luther Broughton, Mike Bartrum, Cornelius Ingram, Jeff Maehl, Trey Burton
- 89 Henry Piro, Tom Miller, Fred Meyer, Ben Agajanian, Robert Krieger, John Green, Bob Oristaglio, Don Luft, John Bredice, Mike Morgan, Mike Ditka, Steve Zabel, Wally Henry, Glen Young, Dave Little, Jay Repko, Calvin Williams, Dialleo Burks, Chad Lewis, Ron Leshinski, Ed Smith, Justin Swift, Kaseem Sinceno, Matt Schobel, Martin Rucker, Garrett Mills, B.J. Cunningham
- 90 Aaron Brown, Mike Golic, Randall Mitchell, William Perry, Ronnie Dixon, Jon Harris, Ben Williams, Corey Simon, Darren Howard, Antonio Dixon, Clifton Geathers, Marcus Smith, Justin Hamilton
- 91 Tim Golden, Reggie White, Ray Conlin, George Cumby, Scott Curtis, Greg Mark, Andy Harmon, Steve Martin, Uhuru Hamiter, Sam Rayburn, Ian Scott, Chris Clemons, Darryl Tapp, Trevor Laws, Fletcher Cox
- 92 Smiley Creswell, Reggie White
- 93 Tom Strauthers, John Dumbauld, Ray Phillips, David Bailey, Greg Townsend, Daniel Stubbs, Darion Conner, Pernell Davis, Levon Kirkland, Marco Coleman, Jevon Kearse, Trevor Laws, Jason Babin, Brandon Bair, Tim Jernigan
- 94 Byron Darby, Dan McMillen, Steve Kaufusi, Leonard Renfro, Kevin Johnson, Bill Johnson, Kelly Gregg, N.D. Kalu, Montae Reagor, Jason Babin, Ricky Sapp, Derek Landri, Beau Allen
- 95 John Bunting, Jody Schulz, Doug Bartlett, Al Harris, Mike Flores, William Fuller, Richard Dent, Henry Slay, Tyrone Williams, Justin Ena, Jerome McDougale, Victor Abiamiri, Mychal Kendricks
- 96 John Sodaski, Harvey Armstrong, Clyde Simmons, Marvin Ayers, Mike Flores, Mark Gunn, Keith Rucker, Al Wallace, Paul Grasmanis, Omar Gaither, Greg Lloyd, Bennie Logan, Derek Barnett
- 97 Thomas Brown, Reggie Singletary, John Klingel, Jim Auer, Dick Chapura, Leon Seals, Tim Harris, Rhett Hall, Mark Wheeler, Darwin Walker, Brodrick Bunkley, Cullen Jenkins, Isaac Sopoaga, Taylor Hart, Destiny Vaeao
- 98 Mike Ditka, Greg Brown, Elois Grooms, Tommy Jeter, Michael Samson, Jimmie Jones, Brandon Whiting, Greg Richmond, Mike Patterson, Connor Barwin, Elijah Qualls
- 99 Mel Tom, Leonard Mitchell, Joe Drake, Skip Hamilton, Greg Liter, Jerome Brown

ALL-TIME COACHES



COACH	TITLE	YEARS	COACH	TITLE	YEARS
Bobby April	Special Teams Coordinator	2010-12	Phillip Daniels	Def. Quality Control/Asst. Defensive Line ... 2016-	
Bobby April III	Defensive Quality Control	2011-12	John DaGrosa	Assistant Coach	1936-37
Dave Atkins	Running Backs	1986-90	Ted Daisher	Special Teams Quality Control	2004-05
	Special Teams	1991		Special Teams Coordinator	2009
	Tight Ends	1992	Bill Davis Sr.	Linebackers	1976-77
Greg Austin	Assistant Offensive Line	2013-15		Tight Ends	1978
Jerry Azzinaro	Defensive Line/Assistant Head Coach	2013-15	Bill Davis Jr.	Defensive Coordinator	2013-15
Herman Ball	Offensive Coach	1964-68	Mike Dawson	Defensive Quality Control	2013
Bruno Banducci	Offensive Line	1958		Assistant Defensive Line	2014-15
Quadrian Banks	Assistant Strength and Conditioning	2013-15	Ryan Day	Quarterbacks	2015
Frank Bausch	Assistant Coach	1941	John DeFilippo	Quarterbacks	2016-17
John Becker	Running Backs	1980-82	Hugh Devore	Head Coach	1956-57
	Wide Receivers	1983	Ken Donahue	Defensive Assistant	1988
Bert Bell	Head Coach	1936-40	Joe D'Orazio	Off. Quality Control/Asst. Wide Receivers....	2016-17
Tom Bettis	Defensive Backs	1989-90	Otis Douglas	Assistant Coach	1950
Dana Bible	Offensive Coordinator	1998	Rod Dowhower	Offensive Coordinator	1999-2001
Bob Bicknell	Wide Receivers	2013-15	Boyd Dowler	Passing Game	1973-75
Jim Bollman	Tight Ends	1998	Chuck Drulis	Line	1955
Todd Bowles	Secondary	2012	Brad Ecklund	Offensive Line	1971-72
	Defensive Coordinator	2012	Dick Evans	Defensive Coach	1964-68
Tommy Brasher	Defensive Line	1985	Charley Ewart	Backfield	1946-48
	Defensive Line	1999-2005	Tom Fears	Offensive Coordinator/Wide Receivers	1971-72
	Defensive Line	2012	Dave Fipp	Special Teams Coordinator	2013-
Zeke Bratkowski	Quarterbacks	1991-92	Jeff Fisher	Defensive Backs	1986-88
	Offensive Coordinator/QBs	1993-94		Defensive Coordinator/Linebackers	1989-90
Gunter Brewer	Wide Receivers	2018-	Ken Flajole	Linebackers	2016-
Bob Bronzan	Line	1958	Leslie Frazier	Defensive Backs	1999-2002
Fred Bruney	Defensive Backs	1964-68	Harry Gamble	Tight Ends/Special Teams	1981-82
	Defensive Backs	1977-82	Frank Gansz	Tight Ends/Special Teams	1983-85
	Asst. Head Coach/Defensive Backs	1983-85	Charley Gauer	Ends	1952-61
	Interim Head Coach (1 game)	1985		Offensive Coach	1969-70
Larry Cabrelli	Ends	1947-50	Sid Gillman	Quarterbacks	1979-80
Mike Caldwell	Defensive Quality Control	2008-09		Quarterbacks	1982
	Assistant Linebackers	2010		Offensive Assistant	1985
	Linebackers	2011-12	Peter Giunta	Defensive Assistant	1991-94
Bill Callahan	Offensive Line	1995-97	Sonny Grandelius	Backfield	1962-63
Marion Campbell	Defensive Coordinator	1977-82	Keith Gray	Assistant Strength and Conditioning	2012-
	Head Coach/Defensive Coordinator	1983-85	Mike Groh	Wide Receivers Coach	2017
Lew Carpenter	Wide Receivers	1990-92		Offensive Coordinator	2018-
	Wide Receivers/Tight Ends	1993-94	Jon Gruden	Offensive Coordinator	1995-97
Gerald Carr	Wide Receivers	1995-98	Bobby Hammond	Offensive Assistant	1993-94
Jimmy Carr	Linebackers	1969-72	John Harbaugh	Special Teams Coordinator	1998-2006
Bud Carson	Defensive Coordinator/Def. Backs	1991-94		Secondary/Safeties	2007
Juan Castillo	Offensive Assistant	1995-96	Matthew Harper	Assistant Special Teams	2013-14, 2016-
	Tight Ends	1997		Assistant Defensive Backs	2015
	Offensive Line	1998-2010	Tim Hauck	Safeties	2016-
	Defensive Coordinator	2011-12	Dale Haupt	Defensive Line	1986-94
Chuck Cherundolo	Defensive Line	1962	Ben Hawkins	Receivers	1982
Brad Childress	Quarterbacks	1999-2001	George Hill	Linebackers	1979-84
	Offensive Coordinator	2002-05	Josh Hingst	Strength and Conditioning	2013-
Erik Chinander	Assistant Defensive Line	2013	Ed Hughes	Offensive Assistant	1981
Eugene Chung	Asst. Offensive Line/Tight Ends/Run Game...	2016-		Offensive Assistant	1989
Chuck Clausen	Defensive Line	1976-85	Shaun Huls	Director of High Performance	2013-
Michael Clay	Defensive Quality Control	2014	John Idzik	Running Backs	1973-75
	Assistant Special Teams	2015		Offensive Coordinator/Quarterbacks	1976
Tom Coughlin	Wide Receivers	1984-85	Ken Iman	Special Teams/Offensive Line	1976-79
Dick Coury	Wide Receivers	1976-81		Offensive Line	1980-86
Ken Croner	Assistant Strength and Conditioning	2010	Milt Jackson	Running Backs	1985
Irv Cross	Defensive Backs	1969-70	Dick Jamieson	Running Backs	1995-96
David Culley	Wide Receivers	1999-2010	Dick Jauron	Senior Assistant/Defensive Backs	2010
	Senior Assistant/Wide Receivers	2011-12			

ALL-TIME COACHES



COACH	TITLE	YEARS	COACH	TITLE	YEARS
Pete Jenkins	Defensive Line	2006-08	Greasy Neale	Head Coach	1941-50
Billy Joe	Running Backs	1979-80	Laurie Niemi	Assistant Coach	1961-63
Jim Johnson	Defensive Coordinator	1999-2008	Jeff Nixon	Special Teams Quality Control	2007-10
Ronnie Jones	Strength & Conditioning	1987-88	Mike Nixon	Offensive Assistant	1966-68
	Strength & Conditioning/Linebackers	1989-90	Steve Owen	Assistant Coach	1956-57
John Kellison	Line	1941-50	Ryan Paganetti	Def. Quality Control/Asst. Linebackers ...2018-	
Chip Kelly	Head Coach	2013-15	T.J. Paganetti	Off. Quality Control/Asst. Offensive Line ...2017-	
Mike Kelly	Offensive Assistant	2002	Larry Pasquale	Special Teams	1992-94
George Kenneally	Assistant Coach	1935	Sean Payton	Quarterbacks	1997-98
Walt Kiesling	Co-Head Coach	1943	Doug Pederson	Offensive Quality Control	2009-10
Ed Khayat	Defensive Line	1971		Quarterbacks	2011-12
	Head Coach	1971-72		Head Coach	2016-
Frank Kilroy	Assistant Coach	1957-58	Justin Peelle	Assistant Tight Ends	2013-14
Chuck Knox, Jr.	Defensive Assistant	1995-98		Tight Ends	2015-
Rich Kotite	Offensive Coordinator/Quarterbacks	1990	Carl Peterson	Tight Ends	1976-77
	Head Coach	1991-94	Spencer Phillips	Off. Quality Control/Asst. Quarterbacks .. 2018-	
Joe Kuharich	Head Coach	1964-68	Wade Phillips	Defensive Coordinator/Linebackers	1986-88
Bill Lazor	Quarterbacks	2013	Ted Plumb	Assistant Head Coach/Offense	1986-89
Dick LeBeau	Special Teams	1973-75	Duane Putnam	Offensive Line	1976-78
Marv Levy	Assistant Coach	1969	John Ralston	Offensive Coordinator	1978
Greg Lewis	Wide Receivers	2016	John Rauch	Quarterbacks	1971-72
Vic Linskog	Assistant Coach	1952-54	Frank Reagan	Assistant Coach	1952-53
John Lovett	Defensive Backs	2013-14	Mike Reed	Defensive Assistant/Quality Control	2003-06
Todd Lyght	Assistant Defensive Backs	2013-14	Frank Reich	Offensive Coordinator	2016-17
Johnnie Lynn	Secondary/Cornerbacks	2011	Andy Reid	Head Coach	1999-2012
Mike McCormack	Head Coach	1973-75	Ray Rhodes	Head Coach	1995-98
Sean McDermott	Defensive Quality Control	2001-02	Jess Richardson	Defensive Line	1971-72
	Assistant Defensive Backs	2003	Ron Rivera	Linebackers	1999-2003
	Secondary Coach/Safeties	2004-06	Al Roberts	Special Teams	1988-90
	Linebackers	2007	Johnny Roland	Running Backs	1976-78
	Secondary	2008	Barry Rubin	Strength and Conditioning Assistant	2008-09
	Defensive Coordinator	2009-10		Strength and Conditioning	2010-12
Bill McGovern	Outside Linebackers	2013-15	Rod Rust	Linebackers	1976-77
Bo McMillin	Head Coach	1951	Buddy Ryan	Head Coach	1986-90
Jim McMurdo	Line	1938-40	John Sandusky	Offensive Line	1973-75
Bill McPherson	Linebackers	1978	Jim Schwartz	Defensive Coordinator	2016-
Roger Marandino	Assistant Strength and Conditioning	2011	Doug Scovil	Quarterbacks	1986-89
Ted Marchibroda	Offensive Coordinator	1984-85	Rory Segrest	Special Teams Quality Control	2006
Billie Matthews	Running Backs	1983-84		Special Teams Coordinator	2007-08
John Mazur	Defensive Backs	1973-75		Defensive Line	2009-10
	Defensive Coordinator/Def. Backs	1976	Buck Shaw	Head Coach	1958-60
Tom Melvin	Offensive Asst/Quality Control	1999-2001	David Shaw	Offensive Assistant	1997
	Tight Ends	2002-12	Bill Shuey	Offensive Assistant/Quality Control	2003-06
Walt Michaels	Linebackers	1973-75		Defensive Assistant/Quality Control	2007
Trent Miles	Off. Quality Control/Asst. Running Backs ... 2018-			Linebackers	2008-10
Heinie Miller	Assistant Coach	1940	Pat Shurmur	Tight Ends	1999-2001
Wayne Millner	Ends/Backfield	1951		Quarterbacks	2002-08
	Head Coach	1951		Offensive Coordinator	2013-15
Rick Minter	Inside Linebackers	2013-15		Interim Head Coach	2015
Marty Mornhinweg	Senior Assistant	2003	Nick Skorich	Line	1958-60
	Asst. Head Coach	2004-05		Head Coach	1961-63
	Asst. Head Coach/Off. Coordinator	2006-12	Brian Smith	Assistant Linebackers	2015
Joe Moss	Defensive Line	1969-72	Danny Smith	Special Teams	1995-96
Howard Mudd	Offensive Line	2011-12		Defensive Backs	1997-98
Bill Muir	Offensive Line	1992-94	Otis Smith	Assistant Secondary	2008
Bill Musgrave	Offensive Assistant	1998	Steve Spagnuolo	Defensive Asst/Quality Control	1999-2000
	Quarterbacks	2014		Defensive Backs	2001-03
Matt Nagy	Offensive Quality Control	2011-12	Duce Staley	Linebackers	2004-06
Dan Neal	Special Teams	1986		Special Teams Quality Control	2011-12
	Special Teams/Offensive Line	1987		Running Backs	2013-17
	Offensive Line	1988-91	Dick Stanfel	Assistant Head Coach/Running Backs ... 2018-	
				Offensive Line	1964-70

ALL-TIME COACHES



COACH	TITLE	YEARS
Brian Stewart	Special Assistant/Defense.....	2009
Lynn Stiles	Tight Ends/Special Teams.....	1979-81
Jeff Stoutland	Offensive Line	2013-17
	Offensive Line/Run Game Coordinator ..	2018-
Abe Stuber	Backfield.....	1955
Press Taylor	Offensive Quality Control	2013-17
	Quarterbacks.....	2018-
Emmitt Thomas	Defensive Coordinator.....	1995-98
Stephen Thomas	Defensive Quality Control	2015
Bobby Thomason	Quarterbacks	1957
Dave Toub	Special Teams Quality Control	2001-2003
Mike Trgovac	Defensive Line	1995-98
Jim Trimble	Assistant Coach	1951
	Head Coach.....	1952-55
Cory Undlin	Defensive Backs	2015-
James Urban	Offensive Assistant/Quality Control . . .	2007-08
	Quarterbacks	2009-10
Steve Van Buren	Backfield	1952
Dino Vasso	Def. Quality Control/Asst. Secondary	2016-
Jim Vechiarella	Linebackers	1991-94
Dick Vermeil	Head Coach.....	1976-82
Joe Vitt	Linebackers	1995-98
Carson Walch	Assistant Wide Receivers	2018-
Bill Walsh	Offensive Line.....	1987-91
Trent Walters	Secondary	2004-07
Jim Washburn	Defensive Line	2011-12
Jerry Wampfler	Defensive Line	1973-75
	Offensive Line.....	1979-83
Joe Wessel	Special Teams.....	1997
Mark Whipple	Offensive Assistant.....	2008
Jerry Williams	Assistant	1958-63
	Head Coach.....	1969-71
Jim Williams	Strength and Conditioning.....	1991-94
Ted Williams	Tight Ends	1995-96
	Running Backs	1997-2012
	Tight Ends	2013-14
Chris Wilson	Defensive Line.....	2016-
Mike Wolf	Strength and Conditioning.....	1995-2009
Dick Wood	Offensive Coordinator	1983
	Running Backs	1991-94
Lud Wray	Head Coach.....	1933-35
Ken Zampese	Offensive Assistant.....	1998
Jack Zilly	Running Backs/Special Teams	1970-72
Michael Zordich	Defensive Quality Control	2010
	Secondary/Safeties	2011-12



2018

- 9/1/18 - Acquired S Deiondre' Hall from Chicago in exchange for a conditional 7th-round pick in 2019
- 4/27/18 - Acquired the 233rd overall selection (7th - **Jordan Mailata**) in the 2018 NFL Draft from New England in exchange for the 250th overall selection (7th - TE **Ryan Izzo**) and a 2019 7th round pick
- 4/27/18 - Acquired the 49th overall selection (2nd - TE **Dallas Goedert**) in the 2018 NFL Draft from Indianapolis in exchange for the 52nd overall pick (2nd - DE **Kemoko Turay**) and the 169th overall pick (5th - **Jordan Wilkins**)
- 4/26/18 - Traded the 32nd (1st - QB **Lamar Jackson**) and 132nd (4th - WR **Jaleel Scott**) overall picks in the 2018 NFL Draft to Baltimore for the 52nd (2nd - DE **Kemoko Turay**) and 125th (4th - CB **Avonte Maddox**) overall picks in 2018, and a 2019 2nd-round pick
- 3/14/18 - Acquired DE **Michael Bennett** and a 7th-round pick (250th) in 2018 from Seattle in exchange for WR **Marcus Johnson** and a 5th-round selection (156th) in 2018
- 3/14/18 - Acquired CB **Daryl Worley** from Carolina in exchange for WR **Torrey Smith**

2017

- 10/31/17 - Acquired RB **Jay Ajayi** from Miami in exchange for a 2018 4th-round pick
- 8/28/17 - Traded LS **Jon Dorenbos** to New Orleans in exchange for a 2019 7th-round pick
- 8/27/17 - Acquired CB **Dexter McDougle** from N.Y. Jets in exchange for S **Terrence Brooks**
- 8/21/17 - Acquired a 2018 5th-round pick from Seattle in exchange for G/T **Matt Tobin** and a 2018 7th-round pick
- 8/11/17 - Acquired CB **Ronald Darby** from Buffalo in exchange for WR **Jordan Matthews** and a 2018 3rd-round pick
- 7/26/17 - Traded G/T **Allen Barbre** to Denver in exchange for a 2019 conditional 7th-round pick
- 4/29/17 - Traded the 164th (G **Isaac Asiata**) and 194th overall (DT **Vincent Taylor**) picks to Miami for the 166th (WR **Shelton Gibson**) and 184th (LB **Nathan Gerry**) overall selections in 2017
- 4/29/17 - Traded the 155th overall selection (LB **Jayon Brown**) for the 164th (G **Isaac Asiata**) and 214th (DT **Elijah Qualls**) overall picks in 2017
- 4/29/17 - Traded the 139th (WR **Jehu Chesson**) and 230th (S **Josh Harvey-Clemons**) overall picks to Minnesota for the 132nd overall selection (RB **Donnel Pumphrey**)
- 4/4/17 - Acquired DT **Tim Jernigan** and a 2017 3rd round draft choice (CB **Rasul Douglas**) from Baltimore in exchange for a 2017 3rd round draft pick (DE **Chris Wormley**)

2016

- 9/7/16 - Traded CB **Eric Rowe** to New England for a 4th round draft pick in 2018
- 9/3/16 - Traded QB **Sam Bradford** to Minnesota for a first round draft pick in 2017 (DE **Derek Barnett**) and a 4th round draft pick in 2018 (DE **Josh Sweat**)
- 8/16/16 - Traded OL **Dennis Kelly** to Tennessee for WR **Dorial Green-Beckham**
- 4/30/16 - Traded the 188th overall pick (TE **David Morgan**) to Minnesota for a 6th round pick (S **Blake Countess**) and a 7th round pick (DE **Alex McAlister**) in 2016
- 4/20/16 - Traded the 8th overall pick, a 3rd round draft choice, a

4th round draft choice, a 2017 1st round draft choice and a 2018 2nd round draft choice to the Cleveland Browns for the 2nd overall selection (QB **Carson Wentz**) and a 2017 4th round pick

- 3/11/16 - Traded QB **Mark Sanchez** to the Denver Broncos for a conditional 7th round draft choice
- 3/9/16 - Traded RB **DeMarco Murray** and a 4th round draft choice to the Tennessee Titans for a 4th round draft choice (traded to Cleveland)
- 3/9/16 - Traded LB **Kiko Alonso**, CB **Byron Maxwell** and the 13th overall selection to the Miami Dolphins for the 8th overall selection (traded to Cleveland)

2015

- 9/4/15 - Traded QB **Matt Barkley** to the Arizona Cardinals for a conditional 7th round draft choice in 2016
- 8/1/15 - Traded CB **Brandon Boykin** to the Pittsburgh Steelers for a conditional 5th round draft choice in 2016
- 5/2/15 - Traded the 113th overall selection (DT **Gabe Wright**) to the Detroit Lions for a 3rd round selection in 2016
- 5/1/15 - Traded the 52nd overall selection (NT **Jordan Phillips**), 145th overall selection (CB **Bobby McCain**) and the 156th overall selection (WR **Tony Lippett**) in 2015 to the Miami Dolphins for the 47th overall selection (DB **Eric Rowe**) and the 191st overall selection (DB **JaCorey Shepherd**) in 2015
- 3/10/15 - Traded QB **Nick Foles**, a 4th round draft choice in 2015 (T **Andrew Donnel**), and a 2nd round draft choice in 2016 to the St. Louis Rams for QB **Sam Bradford** and a 5th round draft choice in 2015 (traded to Miami)
- 3/10/15 - Traded RB **LeSean McCoy** to the Buffalo Bills for LB **Kiko Alonso**

2014

- 8/20/14 - Traded RB **David Fluellen** to the Indianapolis Colts for K **Cody Parkey**
- 8/19/14 - Traded a conditional 2015 7th round draft choice to the Carolina Panthers for RB **Kenjon Barner**
- 5/10/14 - Traded RB **Bryce Brown** and a 2014 7th round draft choice (T **Seantrel Henderson**) to the Buffalo Bills for a 2014 7th round draft choice (DT **Beau Allen**) and a 2015 4th round draft choice (traded to Detroit)
- 5/9/14 - Traded a 3rd round draft choice (DT **Louis Nix**) to the Houston Texans for a 4th round draft choice (DB **Jaylen Watkins**) and a 5th round draft choice (DE **Taylor Hart**)
- 5/9/14 - Traded a 2nd round draft choice (RB **Bishop Sankey**) and a 4th round draft choice (S **Marqueston Huff**) to the Tennessee Titans for a 2nd round draft choice (WR **Jordan Matthews**)
- 5/8/14 - Traded a 1st round draft choice (QB **Johnny Manziel**) to the Cleveland Browns for a 1st round draft choice (LB **Marcus Smith**) and a 3rd round draft choice (traded to Houston)
- 3/13/14 - Traded a 2014 5th round draft choice (LB **Ronald Powell**) to the New Orleans Saints for RB **Darren Sproles**

2013

- 10/29/13 - Traded DT **Isaac Sopoaga** and a 2014 6th round draft choice (DE **Zach Moore**) to the New England Patriots for a 2014 5th round draft choice (traded to New Orleans)
- 8/23/13 - Traded RB **Felix Jones** to the Pittsburgh Steelers for LB **Adrian Robinson**
- 8/12/13 - Traded OL **Nate Menkin** to the Houston Texans for WR **Jeff Maehl**

ALL-TIME TRADE HISTORY



- 4/27/13 - Traded a 4th round draft choice (WR **Ace Sanders**) and a 7th round draft choice (CB **DeMetrius McCray**) to the Jacksonville Jaguars for a 4th round draft choice (QB **Matt Barkley**)
- 4/11/13 - Traded RB **Dion Lewis** to the Cleveland Browns for LB **Emmanuel Acho**
- 3/28/13 - Traded FB **Stanley Havili** to the Indianapolis Colts for DE **Clifton Geathers**
- 3/15/13 - Traded a 2013 6th round draft choice (G **Jeff Baca**) and a 2014 conditional draft choice to the Tampa Bay Buccaneers for WR **Arrelious Benn** and a 2013 7th round draft choice (CB **Jordan Poyer**)

2012

- 8/31/12 - Acquired S **David Sims** from the Cleveland Browns for a 2013 conditional draft choice (DE **Joe Kruger**)
- 8/2/12 - Traded LB **Moise Fokou** and LB **Greg Lloyd** to the Indianapolis Colts for CB **Kevin Thomas** and a conditional 7th round draft choice
- 7/22/12 - Traded CB **D.J. Johnson** to the Indianapolis Colts for DT **Ollie Ogbu**
- 4/27/12 - Traded a 2nd round draft choice (DT **Jerel Worthy**) to the Green Bay Packers for a 2nd round draft choice (DE **Vinny Curry**) and a 4th round draft choice (CB **Brandon Boykin**)
- 4/26/12 - Traded a 1st round draft choice (DE **Bruce Irvin**), a 4th round draft choice (DT **Jaye Howard**), and a 6th round draft choice (CB **Jeremy Lane**) to the Seattle Seahawks for a 1st round draft choice (DT **Fletcher Cox**)
- 4/25/12 - Traded CB **Asante Samuel** to the Atlanta Falcons for a 7th round draft choice (RB **Bryce Brown**)
- 3/20/12 - Traded a 3rd round draft choice (G **Brandon Brooks**) and a 4th round draft choice (C **Ben Jones**) to the Houston Texans for LB **DeMeco Ryans** and a 3rd round pick (QB **Nick Foles**)
- 3/14/12 - Traded T **Winston Justice** and a 6th round draft choice (S **Josh Bush**) to the Indianapolis Colts for a 6th round draft choice (traded to Seattle)

2011

- 8/1/11 - Traded DT **Brodrick Bunkley** to the Denver Broncos in exchange for an 6th draft choice in 2013 (traded to Tampa Bay)
- 7/28/11 - Traded QB **Kevin Kolb** to Arizona for CB **Dominique Rodgers-Cromartie** and a 2nd round draft choice in 2012
- 4/30/11 - Traded a 6th round draft choice (LB **Markell Carter**) to New England for a 6th round draft choice (LB **Brian Rolle**)
- 4/30/11 - Traded a 5th round draft choice (WR **Jeremy Kerley**) and a 7th round draft choice (WR **Scotty McKnight**) to the NY Jets for a 5th round draft choice (G **Julian Vandervelde**) and a 6th round draft choice (traded to New England later in draft)
- 4/30/11 - Traded a 4th round draft choice (TE **Luke Stocker**) to Tampa Bay for a 4th round draft choice (LB **Casey Matthews**) and a 4th round draft choice in 2012
- 4/29/11 - Traded a 3rd round draft choice (T **Jah Reid**) to Baltimore for a 3rd round draft choice (CB **Curtis Marsh**) and a 6th round draft choice (C **Jason Kelce**)

2010

- 10/13/10 - Traded RB **Mike Bell** to the Cleveland Browns for RB **Jerome Harrison**
- 9/4/10 - Traded G **Stacy Andrews** to Seattle for a 7th round pick in 2011 ... Traded LB **Tracy White** and a 7th round pick (OLB **Travis Lewis**) to New England for a 2012 6th round pick (G **Brandon Washington**)
- 9/3/10 - Traded an undisclosed draft choice in 2011 to Arizona for OL **Reggie Wells**
- 8/30/10 - Traded FB **Charles Scott** to Arizona for CB **Jorrick Calvin**
- 7/30/10 - Traded LB **Joe Mays** to Denver for RB **J.J. Arrington** or a 2012 conditional draft choice (compensation - 2012 6th round pick - WR **Marvin McNutt**)
- 4/24/10 - Traded a 6th round draft choice in 2011 to Detroit for a 7th round draft choice (LB **Jamar Chaney**)
- 4/24/10 - Traded a 5th round draft choice (DT **Cam Thomas**) to San Diego for a 5th round draft choice (WR **Riley Cooper**) and a 5th round draft choice in 2011 (RB **Dion Lewis**)
- 4/23/10 - Traded a 3rd round draft choice (S **Morgan Burnett**) to Green Bay for a 3rd round draft choice (DE **Daniel Te'o-Nesheim**) and a 4th round draft choice (QB **Mike Kafka**)
- 4/23/10 - Traded a 2nd round draft choice (RB **Montario Hardesty**) to Cleveland for a 3rd round draft choice (later traded to Green Bay) and two 5th round draft choices (DE **Ricky Sapp** and the other was traded to San Diego, who selected DT **Cam Thomas**)
- 4/23/10 - Traded a 2nd round draft choice (LB **Sean Lee**) to Dallas for a 2nd round draft choice (later traded to Cleveland) and a 4th round draft choice (TE **Clay Harbor**)
- 4/22/10 - Traded a 1st round draft choice (traded to New England and then to Dallas who selected WR **Dez Bryant**) and two 3rd round draft choices (one was traded to Seattle and then to Baltimore who selected TE **Ed Dickson** and the other was used to select WR **Eric Decker**) to Denver for a 1st round draft choice (DE **Brandon Graham**)
- 4/19/10 - Acquired LB **Ernie Sims** from the Detroit Lions in three-team trade. Sent a 5th round draft pick in 2010 to Denver (CB **Perrish Cox**), who sent TE **Tony Scheffler** and a 7th round pick (traded to Philadelphia who selected LB **Jamar Chaney**) to Detroit
- 4/4/10 - Traded QB **Donovan McNabb** to Washington for a 2nd round draft choice (S **Nate Allen**) in 2010 and a 3rd or 4th round draft choice in 2011 (traded to Tampa Bay)
- 4/2/10 - Traded CB **Sheldon Brown** and LB **Chris Gocong** to Cleveland for LB **Alex Hall**, and a 4th (CB **Trevard Lindley**) and a 5th round draft choice in 2010 (traded to Denver in 3-team trade for LB **Ernie Sims**)
- 3/16/10 - Traded DE **Chris Clemons** and a 4th round draft choice in 2010 to Seattle for DE **Darryl Tapp**
- 3/8/10 - Traded WR **Reggie Brown** to Tampa Bay for an undisclosed draft choice in 2011

2009

- 10/20/09 - Traded WR **Brandon Gibson** and a 5th round draft choice in 2010 (traded to Miami who selected S **Reshad Jones**) to St. Louis for LB **Will Witherspoon**
- 4/26/09 - Traded a 7th round draft choice (P **Pat McAfee**) to Indianapolis for a 6th round draft choice in 2010 (RB **Charles Scott**)
- 4/26/09 - Traded a 5th round draft choice (P **Thomas Morstead**) to New Orleans for a 7th round draft choice (traded to Indianapolis who selected P **Pat McAfee**) and a 5th round draft choice in 2010 (traded to St. Louis along with WR **Brandon Gibson** for LB **Will Witherspoon**)
- 4/26/09 - Traded two 5th round draft choices (137th, traded to Baltimore who selected LB **Jason Phillips** and 141st, traded to Denver who selected WR **Kenny McKinley**) to New England for CB **Ellis Hobbs**
- 4/26/09 - Traded a 3rd round draft choice (WR **Deon Butler**) to

ALL-TIME TRADE HISTORY



Seattle for a 5th round draft choice (137th, traded to New England for CB **Ellis Hobbs**), a 7th round draft choice (G **Paul Fanaika**) and a 3rd round draft choice in 2010 (traded to Denver)

- 4/26/09 - Traded a 3rd round draft choice (WR **Ramses Barden**) to NY Giants for a 3rd round draft choice (91st, traded to Seattle later in draft) and a 5th round draft choice (164th, traded to New Orleans later in draft)
- 4/25/09 - Traded a 1st round pick (C **Alex Mack**) and a 6th round draft choice (RB **James Davis**) to Cleveland for a 1st round draft choice (WR **Jeremy Maclin**)
- 4/20/09 - Traded a 1st round pick in 2009 (OL **Eric Wood**), a 4th round pick in 2009 (TE **Shawn Nelson**) and a 6th round pick in 2010 (DE **Danny Batten**) to Buffalo for T **Jason Peters**
- 3/5/09 - Traded WR **Greg Lewis** and a 7th round draft choice in 2010 (traded to Denver and then to Washington who selected T **Selvish Capers**) to the New England Patriots for a 5th round draft pick in 2009 (T **Fenuki Tupou**)
- 2/28/09 - Traded CB **Lito Sheppard** and a 5th round pick in 2010 (traded to Arizona who selected QB **John Skelton**) to the NY Jets for a 5th round draft pick in 2009 (TE **Cornelius Ingram**) and a 4th round draft pick in 2010 (traded to Seattle along with DE **Chris Clemons** for DE **Darryl Tapp**)

2008

- 6/6/08 - Traded a conditional draft pick in 2009 (no draft pick traded) to Indianapolis in exchange for FB **Luke Lawton**
- 4/27/08 - Traded a 6th round draft pick to Cleveland (WR **Paul Hubbard**) in exchange for a 5th round draft pick in 2009 (traded to New England for CB **Ellis Hobbs**)
- 4/26/08 - Traded a 1st round draft pick (T **Jeff Otah**) to Carolina in exchange for a 2nd round draft pick (traded to Minnesota, see next trade), a 4th round draft pick (G **Mike McGlynn**), and a 1st round draft pick in 2009 (traded to Buffalo in **Jason Peters'** deal)
- 4/26/08 - Traded a 2nd round draft pick (FS **Tyrell Johnson**) and a 5th round draft pick (DT **Letroy Guion**) to Minnesota in exchange for a 2nd round draft pick (DT **Trevor Laws**) and a 4th round draft pick (FS **Quintin Demps**)
- 4/26/08 - Traded a 4th round draft pick (traded to Chicago then to Tampa Bay, who selected DT **Dre Moore**) in exchange for RB **Lorenzo Booker**

2007

- 8/28/07 - Traded QB **Kelly Holcomb** to Minnesota for an undisclosed draft pick in 2009 (used in a 2009 draft day trade with Cleveland that landed WR **Jeremy Maclin**)
- 4/28/07 - Traded a 1st round draft pick (DE **Anthony Spencer**) to Dallas in exchange for a 2nd round draft pick (QB **Kevin Kolb**), a 3rd round draft pick (LB **Stewart Bradley**), and a 5th round draft pick (S **C.J. Gaddis**)
- 3/26/07 - Traded DT **Darwin Walker** and a 2008 conditional draft choice (7th round, WR **Steve Johnson**) to Buffalo for LB **Takeo Spikes** and QB **Kelly Holcomb**

2006

- 9/2/06 - Traded C **Hank Fraley** to the Cleveland Browns for a 6th round draft pick in 2008. Traded FB **Josh Parry** to the Seattle Seahawks for a 7th round draft choice in 2008 (T **King Dunlap**)
- 8/28/06 - Traded LB **Mark Simoneau** and a conditional 4th round draft choice in 2007 to New Orleans (who traded the pick to the San Francisco 49ers who used it to select S **Dashon Goldson**) for WR **Donté Stallworth**
- 5/18/06 - Traded WR **Billy McMullen** to Minnesota for WR **Hank Baskett**

- 4/30/06 - Traded a 4th round pick (WR **Will Blackmon**) and a 6th round pick (FS **Tyrone Culver**), both of which were acquired from Minnesota for own 4th round pick (DE **Ray Edwards**) and G **Artis Hicks**, to Green Bay for a 4th round pick (WR **Jason Avant**)
- 4/30/06 - Traded own 4th round pick (T **Jahri Evans**) and DT **Hollis Thomas** for a 4th round pick (G **Max Jean-Gilles**)
- 4/29/06 - Traded own 3rd round draft choice (LB **Anthony Schlegel**) and own 7th round pick (DT **Adam Titus**) for a 3rd round pick (LB **Chris Gocong**)
- 4/29/06 - Traded own 2nd round draft choice (RB **LenDale White**) and own 4th round pick to Tennessee for a 2nd round draft pick (T **Winston Justice**). Tennessee traded the 4th round pick (LB **Stephen Tulloch**) to Dallas

2005

- 4/24/05 - Traded own 5th round draft choice (FS **Michael Hawkins**), 6th round draft choice, and own 7th round draft choice (SS **Kurt Campbell**) to Green Bay for a 4th round draft choice (T **Todd Herremans**). Philadelphia traded the 6th round pick to Green Bay who then traded it to New England, who then traded it to Oakland, who selected DT **Anttaj Hawthorne**
- 4/24/05 - Traded own 4th round draft choice (DE **Chris Canty**) and a 6th round draft choice in 2006 to Dallas for a 5th round draft choice (traded to Indianapolis) and a 4th round draft choice in 2006 (traded to Tennessee) ... Traded the 5th round (DE **Jonathan Welsh**) choice to Indianapolis for a 4th round draft choice in 2006
- 4/23/05 - Traded own 3rd round draft choice (T **Adam Snyder**) to San Francisco for a 4th round draft choice (S **Sean Considine**) and a 6th round draft choice (see trade two above)

2004

- 9/5/04 - Agreed to send a conditional 2005 draft choice (6th round, CB **Derrick Johnson**) to the San Francisco 49ers to complete the trade that sent WR **Terrell Owens** to the Eagles and DE **Brandon Whiting** to the 49ers
- 4/25/04 - Traded G **John Welbourn** to Kansas City for a 5th round pick in 2004 (FB **Thomas Tapeh**) and a 3rd round pick in 2005 (RB **Ryan Moats**)
- 4/24/04 - Traded a 1st and 2nd round pick (CB **Shawntae Spencer**) to San Francisco for the 16th overall pick (T/G **Shawn Andrews**). The 49ers traded the 1st round pick to Carolina who chose CB **Chris Gamble**
- 4/3/04 - Traded QB **A.J. Feeley** to Miami for a 2nd round pick in 2005 (WR **Reggie Brown**)
- 3/30/04 - Traded WR **James Thrash** to Washington for a 5th round draft pick in 2005 (LB/DE **Trent Cole**)
- 3/16/04 - In a three-team deal, traded a 5th round pick to Baltimore and DE **Brandon Whiting** to San Francisco in exchange for WR **Terrell Owens**. The Ravens traded the 5th round pick to Miami who chose SS **Tony Bua**

2003

- 8/30/03 - Traded WR **Freddie Milons** to Pittsburgh for a conditional, future draft pick (no pick exchanged)
- 4/26/03 - Traded a 1st round pick (CB **Sammy Davis**) and a 2nd round pick (FS **Terrence Kiel**) to San Diego for the 15th overall pick in the 2003 draft (DE **Jerome McDougle**)
- 4/26/03 - Traded a 5th round pick (LB **Hunter Hillenmeyer**) to Green Bay for a 6th round pick (T/G **Jeremy Bridges**) and a 7th round pick (S **Norman LeJeune**)
- 4/26/03 - Traded a 7th round choice (CB **Chris Johnson**) to Green Bay for a 6th round pick (QB **Andy Hall**) in 2004

ALL-TIME TRADE HISTORY



- 3/4/03 - Traded a 6th round pick (DB **Waine Bacon**) in 2003 and a 4th round pick in 2004 to Atlanta for LB **Mark Simoneau**. The Falcons traded the 4th round pick to Indianapolis who chose CB **Jason David**
- 2/28/03 - Traded CB **Al Harris** and a 4th round pick in 2003 to Green Bay for a 2nd round pick (TE **L.J. Smith**). The Packers traded the 4th round pick to Buffalo who chose WR **Sam Aiken**

2001

- 4/21/01 - Traded a 3rd round pick (LB **Morlon Greenwood**) and a 6th round pick (DE **Otis Leverette**) to Miami for a 2nd round pick in 2002 (CB **Sheldon Brown**)

2000

- 8/25/00 - Traded CB/KR **Allen Rossum** to Green Bay for an undisclosed draft pick (5th round, TE **Tony Stewart**)
- 4/16/00 - Traded a 4th round pick (WR **Trevor Gaylor**) to San Diego for a 3rd round pick in 2001 (DE **Derrick Burgess**). The pick traded to the Chargers was obtained from a trade with Detroit for a 5th round pick (S **Ty Talton**) in 1999
- 4/16/00 - Traded TE **Kaseem Sinceno** to Green Bay for TE **Jeff Thomason**
- 4/15/00 - Traded a 3rd round (TE **Erron Kinney**) and 5th round pick (SS **Aric Morris**) to Tennessee for a 2nd round pick (G **Bobbie Williams**) in 2000

1999

- 9/5/99 - Traded an undisclosed draft pick (7th round, TE **Mike Roberg**) to Carolina for TE **Luther Broughton**
- 9/1/99 - Traded DE **Jon Harris** to Green Bay for T **John Michaels**
- 8/24/99 - Traded QB **Bobby Hoyer** to Oakland for an undisclosed, conditional draft pick (6th round, DE **John Frank**)
- 4/28/99 - Traded QB **Rodney Peete** to Washington for a 6th round pick (C **John Romero**)

1998

- 8/30/98 - Traded a future, conditional draft pick to New England (7th round) for WR **Dietrich Jells**. The Patriots traded the pick to San Francisco who chose QB **Tim Rattay**
- 4/19/98 - Traded a 3rd round pick (WR **Brian Alford**) to the New York Giants for a 3rd round pick (CB/KR **Allen Rossum**) and 4th round pick (CB **Clarence Love**) ... Traded a 4th round pick (DE **Lorenzo Bromell**) to Miami for a 4th round pick (DT/DE **Brandon Whiting**) and a 5th round pick (LB **Ike Reese**) ... Traded a 6th round pick (DE **Eric Ogbogu**) to the New York Jets for WR **Jeff Graham** ... Traded a 7th round pick (C **Trey Teague**) to Denver for a 6th round pick (WR **Troy Smith**) in 1999
- 3/13/98 - Traded a 2nd round and 5th round (LB **Casey Dailey**) pick to the New York Jets for DE **Hugh Douglas**. The Jets traded the 2nd round pick to Pittsburgh who chose DT **Jeremy Staat**

1997

- 8/27/97 - Traded an undisclosed pick of player/pick to Baltimore for CB **Willie Clark**
- 8/24/97 - Traded G **Ben Cavil** to Baltimore for undisclosed terms.
- 8/22/97 - Acquired G **Sean Love** from the New York Jets for past considerations
- 4/19/97 - Traded a 1st round pick (TE **David LaFleur**) to Dallas for a 1st round (DE **Jon Harris**) and 5th round (TE **Luther Broughton**) picks in 1997 and a 3rd round pick (LB **Jeremiah Trotter**) in 1998 ... Traded a 2nd round pick (FB **Marc Edwards**) to San Francisco

for a 2nd round pick (LB **James Darling**), a 6th round (WR **Antuwan Wyatt**), and a 7th round pick (CB **Deauntae Brown**) ... Traded a 3rd round pick (CB **Ty Howard**) and a 6th round pick (LB **Tony McCombs**) to Arizona for a 3rd round pick (RB **Duce Staley**)

- 4/18/97 - Traded DT **Ronnie Dixon** to the New York Jets for a 7th round pick (QB **Koy Detmer**) in 1997

1995

- 8/27/95 - Traded T **Joe Sims** to Green Bay for an undisclosed pick in 1995 (6th round, TE **Tony Johnson**)
- 8/21/95 - Traded a conditional, undisclosed draft pick (7th round) to Cleveland for DT **Ronnie Dixon**
- 4/23/95 - Traded a 5th round pick (WR **Mike Miller**) in 1995 and a 5th round pick in 1996 to Cleveland for a 4th round pick (QB **David Barr**). The 5th round pick to Baltimore was traded to Dallas who chose G **Kenneth McDaniel** ... Traded a 5th round pick (FB **Ryan Christopherson**) and a 7th round pick (WR **Curtis Marsh**) to Jacksonville for a 6th round pick (FB **Fred McCray**) and two 7th round picks (RB **Kevin Bouie** and T **Howard Smothers**)
- 4/22/95 - Traded a 1st round pick (DT **Warren Sapp**) and two 2nd round picks (DB **Melvin Johnson** and the other was traded to Dallas, who chose G **Shane Hannah**) to Tampa Bay for the 7th overall selection (DE **Mike Mamula**) and a 3rd round pick (DE **Greg Jefferson**) ... Traded WR **Victor Bailey** and a 4th round pick to Kansas City for a 2nd round pick (CB **Bobby Taylor**) in 1995 and a 6th round pick (WR **Phillip Riley**) in 1996. The Chiefs traded the 4th round pick to New England who chose C **David Wohlabough**



SUPER BOWL MVP

2017 Nick Foles

NFL MVP/PLAYER OF THE YEAR

1960 Norm Van Brocklin, QB (UP, AP, NE, SN, MX)
1965 Pete Retzlaff, TE (MX)
1980 Ron Jaworski, QB (MX)
1988 Randall Cunningham, QB (MX)
1990 Randall Cunningham, QB (FW, MX)
2010 Michael Vick (MX)

NFC MVP/PLAYER OF THE YEAR

1980 Ron Jaworski, QB (UP)
2000 Donovan McNabb, QB (CBS)
2004 Donovan McNabb, QB (CBS)

NFL OFFENSIVE MVP/PLAYER OF THE YEAR

1990 Randall Cunningham, QB (PW)

NFC OFFENSIVE MVP/PLAYER OF THE YEAR

1990 Randall Cunningham, QB (UP, KC)
2004 Donovan McNabb, QB (KC)
2010 Michael Vick, QB (KC)
2013 LeSean McCoy, RB (KC)

NFL DEFENSIVE MVP/PLAYER OF THE YEAR

1987 Reggie White, DE (AP, NE, PW)
1991 Reggie White, DE (PW)

NFC DEFENSIVE MVP/PLAYER OF THE YEAR

1987 Reggie White, DE (UP, KC)
1991 Reggie White, DE (UP)
1993 Eric Allen, CB (UP)

NFL ROOKIE OF THE YEAR

1951 Bobby Walston, TE/K
1988 Keith Jackson, TE (SN)

NFC ROOKIE OF THE YEAR

1973 Charle Young, TE (UP)
1984 Paul McFadden, K (UP)

NFL COMEBACK PLAYER OF THE YEAR

1973 Roman Gabriel, QB (PW)
1991 Jim McMahon, QB (PW)
1992 Randall Cunningham, QB (PW)
2010 Michael Vick, QB (AP, PW, SN)

FedEx GROUND PLAYER OF THE YEAR

2011 LeSean McCoy (Ground)
2013 LeSean McCoy (Ground)
2017 Carson Wentz (Air)

NFL COACH OF THE YEAR

1948 Greasy Neale (SN)
1960 Buck Shaw (UP, AP)
1979 Dick Vermeil (SN, PW)
1995 Ray Rhodes (AP, SN, MX, NFL Films)
2000 Andy Reid (SN, MX, FD)

2002 Andy Reid (AP, MX, PW, SN)
2010 Andy Reid (MX)
2013 Chip Kelly (MX)

ASSISTANT COACH OF THE YEAR

2010 Marty Mornhinweg (PW)

NFC COACH OF THE YEAR

1978 Dick Vermeil (FW, UP, KC)
1979 Dick Vermeil (FW, KC)
1995 Ray Rhodes (UP, KC)
2002 Andy Reid (KC)

NFL EXECUTIVE OF THE YEAR

2017 Howie Roseman (PFWA, Sports Illustrated Peter King)

EAGLES ALL-PRO SELECTIONS

1933 Swede Hanson, B (OF, CN, GB)
1934 Swede Hanson, B (OF, GB)
1935 Joe Carter, E (GB), Ed Manske, E (GB)
1936 Joe Carter, E (EY, CN)
1937 Bill Hewitt, E (OF, UP, IN, NY)
1938 Joe Carter, E (FW, NY), Bill Hewitt, E (OF, UP, FW, IN, NY, EY)
1939 Davey O'Brien, B (OF, UP, FW, NY, EY)
1940 Dick Bassi, G (EY, HA), Don Looney, E (OF, NY, EY, HA), Davey O'Brien, B (OF)
1941 Dick Humbert, E (NY), Phil Ragazzo, T (UP), Bob Suffridge, G (NY)
1942 Tommy Thompson, B (IN, NY)
1943 Jack Hinkle, B (AP, UP, PF, HA), Eberle Schultz, G (PF), Vic Sears, T (AP, UP, NY, IN), Ernie Steele, B (UP), Roy Zimmerman, B (AP)
1944 Steve Van Buren, B (AP, UP, NY), Al Wistert, T (AP, UP, IN, NY), Roy Zimmerman, B (UP, IN, NY)
1945 Bruno Banducci, G (NY), Jack Ferrante, E (UP, NY), Vic Sears, T (UP, IN), Steve Van Buren, B (AP, UP, IN, NY, PF, HA), Al Wistert, T (AP, UP, IN, NY, PF, HA)
1946 Augie Lio, G (UP, NY), Steve Van Buren, HB (UP, NY, PF), Al Wistert, T (AP, UP, NY, PF)
1947 Pete Pihos, E (PF), Al Wistert, T (AP, UP, NY, PF, HA), Steve Van Buren, HB (AP, UP, NY, PF)
1948 Bucko Kilroy, G (UP), Joe Muha, FB (UP, PF, HA), Pete Pihos, E (AP, SN, UP, NY, PF, HA), Tommy Thompson, QB (AP, UP, NY, PF), Steve Van Buren, HB (AP, UP, SN, NY, PF), Al Wistert, T (SN, UP, NY, PF, HA)
1949 Jack Ferrante, E (NY), Bucko Kilroy, G (UP, NY), Cliff Patton, G (UP), Pete Pihos, E (AP, IN, UP, NY), Vic Sears, T (UP, NY), Tommy Thompson, QB (UP, NY), Steve Van Buren, HB (AP, IN, UP, NY), Al Wistert, T (IN)
1950 Chuck Bednarik, C (AP, NY), Bucko Kilroy, G (UP, NY), Joe Muha, C (NY), Pete Pihos, E (UP, IN), Vic Sears, T (NY), Steve Van Buren, HB (UP, NY), Al Wistert, T (NY)
1951 Chuck Bednarik, LB (AP, UP, NY), Bucko Kilroy, MG (NY), Vic Linskog, C (AP), Bobby Walston, E (UP), Al Wistert, T (NY)
1952 Chuck Bednarik, LB (AP, UP), Bucko Kilroy, MG (AP, UP), Pete Pihos, DE (AP, UP, NY), Vic Sears, DT (AP, NY), Lum Snyder, T (NY)



EAGLES ALL-PRO SELECTIONS (continued)

- 1953** Chuck Bednarik, LB (AP, UP, NY), Bucko Kilroy, MG (UP, NY), Pete Pihos, E (AP, UP, NY), Lum Snyder, T (UP), Bobby Thompson, QB (NY), Norm Willey, DE (UP, NY), Frank Wydo, T (NY)
- 1954** Chuck Bednarik, LB (AP, UP, SN, NY), Bucko Kilroy, MG (AP, UP, SN), Pete Pihos, E (AP, UP, SN, NY), Ken Snyder, T (AP, UP, NY), Norm Willey, DE (AP, UP, NY)
- 1955** Chuck Bednarik, LB (AP, UP, NE, NY), Pete Pihos, E (AP, UP, NE, SN, NY), Wayne Robinson, LB (SN), Tom Scott, DE (SN), Lum Snyder, T (NE), Norm Willey, DE (UP)
- 1956** Chuck Bednarik, LB (AP, UP, NE, NY), Tom Scott, DE (NE)
- 1957** Chuck Bednarik, LB (AP, UP, NE, NY)
- 1958** Pete Retzlaff, E (AP, UP, NE, NY)
- 1959** Tom Brookshier, DB (AP, UP, NE), Tommy McDonald, E (AP, UP)
- 1960** Chuck Bednarik, C and LB (AP, UP, NY), Tom Brookshier, CB (AP, UP, NE, NY), Don Burroughs, S (AP, NE, NY), Tommy McDonald, E (UP, NE, NY), Jess Richardson, DT (UP), Norm Van Brocklin, QB (AP, UP, NE, NY)
- 1961** Maxie Baughan, LB (UP, NY), Chuck Bednarik, C (UP), Don Burroughs, S (UP, NE, NY), Sonny Jurgensen, QB (AP, UP), Tommy McDonald, WR (UP, NE, NY), Leo Sugar, DE (UP)
- 1962** Don Burroughs, S (NE), Tommy McDonald, E (AP, NE)
- 1963** Tim Brown, RB (UP, NE, NY)
- 1964** Bob Brown, T (AP), Maxie Baughan, OLB (AP, NY), Pete Retzlaff, TE (AP, UP, NE, NY), Jim Ringo, C (AP, UP, NE, NY)
- 1965** Maxie Baughan, OLB (AP), Bob Brown, T (AP, NE, NY), Tim Brown, RB (AP, UP, NY), Pete Retzlaff, TE (AP, UP, NE, NY)
- 1966** Bob Brown, T (AP, UP, NE, FW, NY), Tim Brown, RB (NY), Pete Retzlaff, TE (NY), Jim Ringo, C (AP)
- 1967** Bob Brown, T (AP, UP)
- 1968** Bob Brown, T (FW, AP, UP, NE, NY, PW), Tom Woodeshick, RB (AP)
- 1969** Tom Woodeshick, RB (AP, UP, NY)
- 1971** Bill Bradley, S (AP, FW, PW)
- 1972** Bill Bradley, S (AP, FW, NE, PW), Harold Jackson, WR (AP, FW, NE)
- 1973** Bill Bradley, S (AP, FW, NE), Harold Carmichael, WR (AP, FW, NE, PW), Charle Young, TE (AP, FW, NE, PW)
- 1974** Bill Bergey, MLB (AP, FW, NE, PW), Charle Young, TE (AP, FW, NE)
- 1975** Bill Bergey, MLB (AP, NE), Charle Young, TE (AP, FW, NE, PW)
- 1976** Bill Bergey, MLB (AP, FW, NE)
- 1977** Bill Bergey, MLB (AP, FW, NE)
- 1978** Bill Bergey, MLB (AP, PW), Wilbert Montgomery, RB (AP)
- 1979** Harold Carmichael, WR (AP), Charlie Johnson, DT (NE), Wilbert Montgomery, RB (AP), Stan Walters, T (AP)
- 1980** Harold Carmichael, WR (NE), Charlie Johnson, DT (AP, NE), Randy Logan, S (AP, NE), Jerry Robinson, OLB (AP)
- 1981** Charlie Johnson, DT (AP), Jerry Robinson, OLB (AP, FW), Roynell Young, CB (AP, NE)
- 1983** Mike Quick, WR (AP, NE, PW), Jerry Robinson, ILB (NE)
- 1984** Wes Hopkins, S (NE)
- 1985** Wes Hopkins, S (AP, FW, NE, SN), Mike Quick, WR (AP, NE, SN)
- 1986** Reggie White, DT (AP, WA, NE)

- 1987** Mike Quick, WR (NE), Reggie White, DE (AP, FW, NE, SN, PW)
- 1988** Randall Cunningham, QB (AP), Keith Jackson, TE (AP, FW, NE, SN, PW), Reggie White, DE (AP, FW, NE, SN, PW)
- 1989** Eric Allen, CB (AP, NE, PW), Jerome Brown, DT (NE), Keith Jackson, TE (AP, FW, SN), Reggie White, DE (AP, FW, NE, PW)
- 1990** Jerome Brown, DT (AP), Randall Cunningham, QB (FW, PW), Byron Evans, ILB (NE), Keith Jackson, TE (AP, FW, NE, SN, PW), Reggie White, DE (AP, FW, NE, PW)
- 1991** Eric Allen, CB (AP, NE), Jerome Brown, DT (AP, FW, SN, PW), Seth Joyner, OLB (AP, FW, NE), Clyde Simmons, DE (AP, FW, SN, PW, NE), Reggie White, DE (AP, FW, SN, PW, NE)
- 1992** Randall Cunningham, QB (AP), Byron Evans, ILB (NE), Seth Joyner, OLB (AP, NE), Vai Sikahema, KR (NE), Clyde Simmons, DE (AP), Reggie White, DE (AP, FW, NE)
- 1993** Eric Allen, CB (AP), Seth Joyner, OLB (FW)
- 1995** William Fuller, DE (AP), Andy Harmon, DT (AP), William Thomas, OLB (AP)
- 2000** Hugh Douglas, DE (AP, PW, SN), Jeremiah Trotter, LB (AP)
- 2001** David Akers, K (AP, PW, SN), Brian Dawkins, FS (AP, PW, SN), Corey Simon, DT (FD)
- 2002** David Akers, K (SN, CN, PW), Brian Dawkins, FS (AP, PW, SN, CN, UW), Hugh Douglas, DE (AP), Jermaine Mayberry, G (AP, CN, PW), Bobby Taylor, CB (AP, PW), Tra Thomas, T (AP, SN, UW), Troy Vincent, CB (AP, CN)
- 2004** David Akers, K (AP, PW), Brian Dawkins, FS (AP, CN, SN, PW, FD), Michael Lewis, SS (FD, PW), Terrell Owens, WR (AP, CN, SN, FD, PW), Ike Reese, ST/LB (PW), Lito Sheppard, CB (AP, CN, FD, PW), Tra Thomas, T (PW)
- 2006** Shawn Andrews, G (AP, SN, UW), Brian Dawkins, FS (AP, UW)
- 2007** Brian Westbrook, RB (AP, UW, PW)
- 2008** Quintin Mikell, SS (AP)
- 2009** David Akers, K (AP, SN), Trent Cole, DE (AP), DeSean Jackson, PR (AP, SN, PW), Asante Samuel, CB (AP), Leonard Weaver, FB (AP)
- 2010** David Akers, K (AP, SN), Quintin Mikell, SS (AP), Jason Peters, T (AP), Asante Samuel, CB (PW, SN)
- 2011** Jason Babin, DE (AP, SN), LeSean McCoy, RB (AP, SN, PW), Jason Peters, T (AP, SN, PW)
- 2013** Evan Mathis, G (AP, PFWA), LeSean McCoy, RB (AP, PFWA), Jason Peters, T (AP)
- 2014** Connor Barwin, LB (AP), Fletcher Cox, DE (AP), Jason Peters, T (AP), Darren Sproles, KR (AP, PFWA)
- 2015** Fletcher Cox, DE (AP), Darren Sproles, KR (PFWA, SN)
- 2016** Brandon Graham, DE (AP)
- 2017** Fletcher Cox, DE (AP, PFWA, SN), Lane Johnson, T (AP, PFWA), Jason Kelce, C (AP, PFWA), Carson Wentz, QB (AP)

AP - Associated Press, **CBS** - CBS Radio, **CN** - Chicago Daily News, **EY** - Collyer's Eye and The Baseball World Magazine, **FD** - Football Digest, **FW** - Professional Football Writers of America, **GB** - Green Bay Press-Gazette, **HA** - Chicago Herald-American, **HF** - Pro Football Hall of Fame, **IN** - International News Service, **KC** - Kansas City 101 Awards, **MX** - Maxwell Club of Philadelphia, **NE** - Newspaper Enterprise Association, **NY** - New York Daily News, **OF** - Official NFL Team, **PF** - Pro Football Illustrated, **PW** - Pro Football Weekly (1992-2012, choices combined with Pro Football Writers of America), **PFWA** - Pro Football Writers of America, **SN** - Sporting News, **UP** - United Press and United Press International, **CN** - College and Pro Football Weekly, **UW** - USA Today Sports Weekly

PLAYERS OF THE WEEK/MONTH



1984					1996				
Ken Clarke	Defensive POW	10/14	vs. Ind.		Ricky Waters	Offensive POW	9/15	vs. Det.	
1985					Derrick Witherspoon	Special Teams POW	9/22	at Atl.	
Wes Hopkins	Defensive POW	9/22	at Wash.		William Thomas	Defensive POW	10/13	at NYG	
Ron Jaworski	Offensive POW	10/20	vs. Dal.		Irving Fryar	Offensive POW	10/20	vs. Mia.	
1986					Ray Farmer	Defensive POW	10/13	vs. NYG	
Garry Cobb	Defensive POW	10/05	at Atl.		William Fuller	Defensive POW	12/22	vs. Arz.	
Andre Waters	Defensive POW	11/30	at LA		William Fuller	Defensive POM	Dec.		
Raid.					1997				
Reggie White	Defensive POW	12/14	at Dal.		Ricky Watters	Offensive POW	10/5	vs. Wash.	
1987					Rhett Hall	Defensive POW	10/26	vs. Dal.	
Clyde Simmons	Defensive POW	11/1	at StL.		Bobby Hoying	Offensive POW	11/30	vs. Cin.	
Randall Cunningham	Offensive POW	11/8	vs. Wash.		1998				
1988					Hugh Douglas	Defensive POM	Oct.		
Clyde Simmons	Defensive POW	10/2	vs. Hou.		1999				
Randall Cunningham	Offensive POW	10/10	vs. NYG		Allen Rossum	Special Teams POW	11/14	vs. Wash.	
Jerome Brown	Defensive POW	11/6	vs. Rams		Mike Mamula	Defensive POW	12/19	vs. NE	
Reggie White	Defensive POW	12/18	at Dal.		2000				
Randall Cunningham	Offensive POM	Nov.			Duce Staley	Offensive POW	9/3	at Dal.	
Reggie White	Defensive POM	Dec.			Brian Mitchell	Special Teams POW	9/24	at NO	
1989					Brian Mitchell	Prime Time Award	10/1	vs. Atl.	
Randall Cunningham	Offensive POW	9/17	at Wash.		David Akers	Special Teams POW	10/15	at Arz.	
Jerome Brown	Defensive POW	10/15	at Phx.		David Akers	Special Teams POW	11/12	at Pit.	
1990					Donovan McNabb	Offensive POW	11/26	at Wash.	
Randall Cunningham	Offensive POW	12/16	vs. GB		Donovan McNabb	Offensive POW	12/10	at Cle.	
Randall Cunningham	Offensive POM	Nov.			Hugh Douglas	Defensive POW	12/31	TB	
1991					(NFC Wild Card game)				
Reggie White	Defensive POW	9/01	at GB		Hugh Douglas	Defensive POM	Sept.		
Jim McMahon	Offensive POW	9/01	at GB		David Akers	Special Teams POM	Nov.		
Clyde Simmons	Defensive POW	9/15	at Dal.		Corey Simon	Defensive ROM	Nov.		
Seth Joyner	Defensive POW	12/2	at Hou.		Jeremiah Trotter	Defensive POM	Dec.		
1992					2001				
Herschel Walker	Offensive POW	10/5	vs. Dal.		Sean Landeta	Special Teams POW	9/23	at Sea.	
Seth Joyner	Defensive POW	10/25	vs. Phx.		David Akers	Special Teams POW	9/30	vs. Dal.	
Seth Joyner	Defensive POW	12/20	vs. Wash.		Brian Mitchell	Special Teams POW	11/4	at Arz.	
Randall Cunningham	Offensive POM	Sept.			Sean Landeta	Special Teams POW	12/9	vs. SD	
1993					Damon Moore	Defensive POW	1/12/02	vs. TB	
Calvin Williams	Offensive POW	9/19	vs. Wash.		(NFC Wild Card game)				
Eric Allen	Defensive POW	10/3	at NYJ		Donovan McNabb	Offensive POW	1/19/02	at Chi.	
Eric Allen	Defensive POW	1/3/94	at SF		(NFC Divisional Playoff game)				
Randall Cunningham	Offensive POM	Sept.			2002				
1994					Donovan McNabb	Offensive POW	9/22	vs. Dal.	
Charlie Garner	Offensive POW	10/2	at SF		Brian Dawkins	Defensive POW	9/29	vs. Hou.	
1995					Brian Mitchell	Special Teams POW	11/25	at SF	
Gary Anderson	Special Teams POW	10/1	at NO		N.D. Kalu	Defensive POW	12/1	vs. StL	
Andy Harmon	Defensive POW	10/8	vs. Wash.		Bobby Taylor	Defensive POW	1/11/03	vs. Atl.	
Mike Mamula	Defensive POW	11/19	vs. NYG		(NFC Divisional Playoff game)				
Bobby Taylor	Defensive POW	12/10	vs. Dal.		Donovan McNabb	Offensive POM	Sept.		
William Thomas	Defensive POW	12/17	vs. Arz.		2003				
William Fuller	Defensive POM	Dec.			David Akers	Special Teams POW	9/28	at Buf.	
					Brian Westbrook	Special Teams POW	10/19	at NYG	
					Donovan McNabb	Offensive POW	11/16	vs. NYG	
					David Akers	Special Teams POW	11/30	at Car.	
					Donovan McNabb	Offensive POW	1/11/04	vs. GB	
					(NFC Divisional Playoff game)				

PLAYERS OF THE WEEK/MONTH



Mark Simoneau	Defensive POM	Oct.	
Donovan McNabb	Offensive POM	Nov.	
2004			
David Akers	Special Teams POW	10/3	at Chi.
Lito Sheppard	Defensive POW	10/17	vs. Car.
Jevon Kearse	Special Teams POW	11/28	at NYG
Donovan McNabb	Offensive POW	12/5	vs. GB
Sheldon Brown	Defensive POW	12/19	vs. Dal.
Donovan McNabb	Offensive POW	1/16/05	vs. Min.
(NFC Divisional Playoff game)			
Derrick Burgess	Defensive POW	1/23/05	vs. Atl.
(NFC Championship game)			
Donovan McNabb	Offensive POM	Sept.	
Lito Sheppard	Defensive POM	Oct.	
2005			
Jeremiah Trotter	Defensive POW	10/23	vs. SD
David Akers	Special Teams POW	11/27	vs. GB
Donovan McNabb	Offensive POM	Sept.	
Trent Cole	Defensive ROM	Nov.	
2006			
Lito Sheppard	Defensive POW	10/8	vs. Dal.
Brian Dawkins	Defensive POW	12/17	at NYG
Brian Dawkins	Defensive POM	Dec.	
2007			
Brian Westbrook	Offensive POW	9/23	vs. Det.
Trent Cole	Defensive POW	10/28	at Min.
Lito Sheppard	Defensive POW	12/16	at Dal.
David Akers	Special Teams POM	Oct.	
2008			
Brian Dawkins	Defensive POW	9/21	vs. Pit.
Brian Westbrook	Offensive POW	11/27	vs. Arz.
Chris Clemons	Defensive POW	12/28	vs. Dal.
Sav Rocca	Special Teams POM	Sept.	
Brian Dawkins	Defensive POM	Dec.	
2009			
DeSean Jackson	Special Teams POW	9/13	at Car.
Kevin Kolb	Offensive POW	9/27	vs. KC
DeSean Jackson	Offensive POW	10/26	at Wash
DeSean Jackson	Special Teams POW	12/13	at NYG
DeSean Jackson	Special Teams POM	Sept.	
David Akers	Special Teams POM	Nov.	
DeSean Jackson	Special Teams POM	Dec.	
2010			
Kevin Kolb	Offensive POW	10/17	vs. Atl.
Michael Vick	Offensive POW	11/7	vs. Ind.
Michael Vick	Offensive POW	11/15	at Was.
DeSean Jackson	Offensive POW	12/12	at Dal.
Michael Vick	Offensive POW	12/19	at NYG
Michael Vick	Offensive POM	Sept.	
Nate Allen	Defensive ROM	Sept.	
David Akers	Special Teams POM	Nov.	
2011			
Kurt Coleman	Defensive POW	10/16	at Was.
LeSean McCoy	Offensive POW	10/30	vs. Dal.

2013			
DeSean Jackson	Offensive POW	10/6	at NYG
Nick Foles	Offensive POW	10/13	at TB
Nick Foles	Offensive POW	11/3	at Oak
Donnie Jones	Special Teams POW	11/17	vs. Was.
Donnie Jones	Special Teams POW	12/1	vs. Arz.
LeSean McCoy	Offensive POW	12/22	vs. Chi.
Nick Foles	Offensive POM	Nov.	
LeSean McCoy	Offensive POM	Dec.	
2014			
Darren Sproles	Offensive POW	9/15	at Ind.
Darren Sproles	Special Teams POW	9/28	at SF
Jeremy Maclin	Offensive POW	11/2	at Hou.
Darren Sproles	Special Teams POW	11/10	vs. Car.
Josh Huff	Special Teams POW	11/23	vs. Ten.
Connor Barwin	Defensive POM	Nov.	
2015			
Darren Sproles	Special Teams POW	9/27	at NYJ
Fletcher Cox	Defensive POW	10/11	vs. NO
Malcolm Jenkins	Defensive POW	12/6	at NE
2016			
Carson Wentz	Offensive POW	9/25	vs. Pit.
Carson Wentz	Offensive ROM	Sept.	
Fletcher Cox	Defensive POM	Sept.	
Josh Huff	Special Teams POW	10/23	vs. Min.
Malcolm Jenkins	Defensive POW	12/22	vs. NYG
2017			
Jake Elliott	Special Teams POW	9/24	vs. NYG
Kenjon Barner	Special Teams POW	10/8	vs. Ari.
Carson Wentz	Offensive POW	10/23	vs. Was.
Jalen Mills	Defensive POW	10/29	vs. SF
Carson Wentz	Offensive POM	Oct.	

ED BLOCK COURAGE AWARD

2017	Joe Walker	1997	Rhett Hall
2016	Nolan Carroll	1996	Kevin Turner
2015	Fletcher Cox	1995	Charlie Garner
2014	Jeremy Maclin	1994	Fred Barnett
2013	Jason Kelce	1993	Andre Waters
2012	Colt Anderson	1992	Jerome Brown
2011	Mike Patterson	1991	David Alexander
2010	Jason Avant	1990	Ron Solt
2009	Michael Vick	1989	Mike Quick
2008	Jon Dorenbos	1988	Wes Hopkins
2007	Montae Reagor	1987	Gerry Feehery
2006	Jerome McDougle	1986	Jody Schultz
2005	Chad Lewis	1985	Ron Jaworski
2004	Derrick Burgess	1984	John Spagnola
2003	Correll Buckhalter	Each year, the Ed Block Courage Award honors those NFL players who exemplify commitment to the principles of sportsmanship and courage. For more information, log on to ed-block.com	
2002	Shawn Barber		
2001	Duce Staley		
	Tommy Brasher		
2000	Cecil Martin		
1999	Mike Mamula		
1998	Bobby Taylor		

PRO BOWL SELECTIONS



- 1951** G Walt Barnes, LB Chuck Bednarik, E John Green, E Pete Pihos, T Al Wistert
- 1952** LB Chuck Bednarik, DB Russ Craft, T Mike Jarmoluk, E Pete Pihos
- 1953** LB Chuck Bednarik, DB Russ Craft, T Frank Kilroy, E Pete Pihos
- 1954** LB Chuck Bednarik, C Ken Farragut, T Frank Kilroy, E Pete Pihos, T Lum Snyder, QB Bobby Thomason
- 1955** LB Chuck Bednarik, QB Adrian Burk, T Frank Kilroy, E Pete Pihos, LB Wayne Robinson, T Lum Snyder, E Norman Willey
- 1956** QB Adrian Burk, E Pete Pihos, LB Wayne Robinson, QB Bobby Thomason, T Jim Weatherall, E Norman Willey
- 1957** LB Chuck Bednarik, T Buck Lansford, QB Bobby Thomason, T Jim Weatherall
- 1958** FB Bill Barnes, LB Chuck Bednarik, S Jerry Norton, E Tom Scott
- 1959** FB Bill Barnes, WR Tommy McDonald, S Jerry Norton, E Pete Retzlaff, E Tom Scott, QB Norman Van Brocklin
- 1960** FB Bill Barnes, CB Tom Brookshier, T Marion Campbell, WR Tommy McDonald, T Jess Richardson, QB Norman Van Brocklin
- 1961** LB Maxie Baughan, LB Chuck Bednarik, CB Tom Brookshier, T Marion Campbell, WR Tommy McDonald, E Pete Retzlaff, QB Norman Van Brocklin, E/K Bobby Walston
- 1962** LB Maxie Baughan, HB Ted Dean, QB Sonny Jurgensen (DNP/INJ), WR Tommy McDonald, T J. D. Smith (DNP/INJ), E/K Bobby Walston
- 1963** HB Tim Brown, WR Tommy McDonald
- 1964** LB Maxie Baughan, HB Tim Brown, E Pete Retzlaff
- 1965** K Sam Baker, LB Maxie Baughan, DB Irv Cross, DT Floyd Peters, E Pete Retzlaff, C Jim Ringo
- 1966** LB Maxie Baughan, T Bob Brown, HB Tim Brown, DB Irv Cross, E Pete Retzlaff, C Jim Ringo, QB Norman Snead
- 1967** T Bob Brown, DT Floyd Peters
- 1968** DT Floyd Peters, C Jim Ringo
- 1969** K Sam Baker, T Bob Brown, RB Tom Woodeshick
- 1970** WR Harold Jackson, LB Dave Lloyd, LB Tim Rossovich
- 1972** FS Bill Bradley
- 1973** FS Bill Bradley, WR Harold Jackson
- 1974** FS Bill Bradley, WR Harold Carmichael, QB Roman Gabriel, TE Charle Young
- 1975** LB Bill Bergey, TE Charle Young
- 1976** QB Mike Boryla, TE Charle Young
- 1977** LB Bill Bergey
- 1978** LB Bill Bergey
- 1979** LB Bill Bergey, WR Harold Carmichael, RB Wilbert Montgomery, T Stan Walters
- 1980** WR Harold Carmichael, KR Wally Henry, NT Charlie Johnson, S Randy Logan, RB Wilbert Montgomery, T Jerry Sisemore, T Stan Walters
- 1981** WR Harold Carmichael, QB Ron Jaworski, NT Charlie Johnson, S Randy Logan
- 1982** NT Charlie Johnson, LB Frank LeMaster, LB Jerry Robinson, T Jerry Sisemore, CB Roynell Young
- 1983** DE Dennis Harrison
- 1984** WR Mike Quick
- 1985** WR Mike Quick
- 1986** FS Wes Hopkins, WR Mike Quick
- 1987** WR Mike Quick, DE Reggie White
- 1988** WR Mike Quick, DE Reggie White
- 1989** QB Randall Cunningham, TE Keith Jackson, DE Reggie White
- 1990** CB Eric Allen, QB Randall Cunningham, TE Keith Jackson, DE Reggie White
- 1991** DT Jerome Brown, QB Randall Cunningham, TE Keith Jackson, DE Reggie White
- 1992** CB Eric Allen, DT Jerome Brown, LB Seth Joyner, DE Clyde Simmons, DE Reggie White
- 1993** CB Eric Allen, WR Fred Barnett, DE Clyde Simmons, DE Reggie White
- 1994** CB Eric Allen, LB Seth Joyner
- 1995** CB Eric Allen, DE William Fuller
- 1996** DE William Fuller, LB William Thomas, RB Ricky Watters
- 1997** WR Irving Fryar, DE William Fuller, LB William Thomas, RB Ricky Watters
- 1998** WR Irving Fryar
- 2000** FS Brian Dawkins, CB Troy Vincent
- 2001** DE Hugh Douglas, TE Chad Lewis, QB Donovan McNabb, LB Jeremiah Trotter, CB Troy Vincent
- 2002** K David Akers, FS Brian Dawkins, DE Hugh Douglas, TE Chad Lewis, QB Donovan McNabb, T Tra Thomas, LB Jeremiah Trotter, CB Troy Vincent (DNP/INJ)
- 2003** K David Akers, FS Brian Dawkins, DE Hugh Douglas, TE Chad Lewis, G Jermaine Mayberry, QB Donovan McNabb, T Jon Runyan, CB Bobby Taylor, T Tra Thomas, CB Troy Vincent
- 2004** QB Donovan McNabb (DNP/INJ), DT Corey Simon, CB Troy Vincent
- 2005** K David Akers, FS Brian Dawkins, SS Michael Lewis, QB Donovan McNabb, WR Terrell Owens (DNP/INJ), ST/LB Ike Reese, CB Lito Sheppard, T Tra Thomas (DNP/INJ), LB Jeremiah Trotter, RB Brian Westbrook
- 2006** LS Mike Bartrum, FS Brian Dawkins, LB Jeremiah Trotter
- 2007** RG Shawn Andrews (DNP/INJ), FS Brian Dawkins (DNP), CB Lito Sheppard (DNP/INJ)
- 2008** RG Shawn Andrews, DE Trent Cole, RB Brian Westbrook
- 2009** FS Brian Dawkins, CB Asante Samuel (DNP)
- 2010** K David Akers, DE Trent Cole, LS Jon Dorenbos, WR/KR DeSean Jackson, QB Donovan McNabb, S Quintin Mikell, T Jason Peters, CB Asante Samuel, FB Leonard Weaver (note: Jackson was selected as both a WR and PR)
- 2011** K David Akers, WR DeSean Jackson (DNP/INJ), T Jason Peters (DNP/INJ), CB Asante Samuel (DNP/INJ), QB Michael Vick
- 2012** DE Jason Babin, RB LeSean McCoy, T Jason Peters
- 2014** QB Nick Foles, WR DeSean Jackson, G Evan Mathis, RB LeSean McCoy, T Jason Peters (DNP/INJ)
- 2015** LB Connor Barwin, LS Jon Dorenbos, C Jason Kelce, WR Jeremy Maclin (DNP), G Evan Mathis, RB LeSean McCoy (DNP), K Cody Parkey, T Jason Peters (DNP), RS Darren Sproles
- 2016** DE Fletcher Cox, S Malcolm Jenkins, T Jason Peters (DNP), RS Darren Sproles
- 2017** DE Fletcher Cox, C Jason Kelce, T Jason Peters (DNP), RB Darren Sproles
- 2018** G Brandon Brooks, DE Fletcher Cox, TE Zach Ertz, S Malcolm Jenkins, T Lane Johnson, QB Carson Wentz

PRO BOWL SELECTIONS



MOST PRO BOWL SELECTIONS

Name	Pos	Pro Bowls	Seasons
1. Chuck Bednarik	LB	8	1951-55, 57-58, 61
2. Reggie White	DE	7	1987-93
Brian Dawkins	FS	7	2000, 02-03, 05-07, 09
Jason Peters	T	7	2010-12, 2014-17
5. Donovan McNabb	QB	6	2001-05, 2010
Pete Pihos	WR	6	1951-56
7. David Akers	K	5	2002-03, 05, 2010-11
Troy Vincent	CB	5	2000-04
Eric Allen	CB	5	1990, 92-95
Mike Quick	WR	5	1984-88
Pete Retzlaff	WR	5	1959, 61, 64-66
Maxie Baughan	LB	5	1961-62, 64-66
Tommy McDonald	WR	5	1959-63
14. Jeremiah Trotter	LB	4	2001-02, 05-06
Harold Carmichael	WR	4	1974, 79-81
Bill Bergey	LB	4	1975, 77-79

MOST CONSECUTIVE PRO BOWL SELECTIONS

Player	No.	Years
Reggie White	7	1987-93
Pete Pihos	6	1951-56
Chuck Bednarik	5	1951-55
Donovan McNabb	5	2001-05
Tommy McDonald	5	1959-63
Mike Quick	5	1984-88
Troy Vincent	5	2000-04
Eric Allen	4	1992-95
Jason Peters	4	2014-17

MOST PRO BOWLS SELECTIONS BY POSITION

Quarterbacks	Pro Bowls	Years
Donovan McNabb	6	2001-05, 2010
Randall Cunningham	3	1989-91
Norm Van Brocklin	3	1959-61
Bobby Thomason	3	1954, 56-57

Running Backs	Pro Bowls	Years
Tim Brown	3	1963-64, 66
Bill Barnes	3	1958-60
LeSean McCoy	3	2012, 2014-15
Brian Westbrook	2	2005, 08
Ricky Watters	2	1996-97
Wilbert Montgomery	2	1979-80

Fullbacks	Pro Bowls	Years
Bill Barnes	3	1958-60
Leonard Weaver	1	2010

Wide Receivers	Pro Bowls	Years
Pete Pihos	6	1951-56
Mike Quick	5	1984-88
Pete Retzlaff	5	1959, 61, 64-66
Tommy McDonald	5	1959-63
Harold Carmichael	4	1974, 79-81

Tight Ends	Pro Bowls	Years
Chad Lewis	3	2001-03
Keith Jackson	3	1989-91
Charle Young	3	1974-76

Offensive Tackles	Pro Bowls	Years
Jason Peters	7	2010-12, 2014-17
Tra Thomas	3	2002-03, 05
Bob Brown	3	1966-67, 69
Frank Kilroy	3	1953-55

Centers

Jim Ringo

Guards

Evan Mathis

Shawn Andrews

Defensive Ends

Reggie White

Hugh Douglas

William Fuller

Trent Cole

Clyde Simmons

Tom Scott

Norman Willey

Defensive Tackles

Charlie Johnson

Floyd Peters

Fletcher Cox

Jerome Brown

Linebackers

Chuck Bednarik

Maxie Baughan

Jeremiah Trotter

Bill Bergey

William Thomas

Seth Joyner

Wayne Robinson

Safeties

Brian Dawkins

Bill Bradley

Malcolm Jenkins

Randy Logan

Jerry Norton

Cornerbacks

Troy Vincent

Eric Allen

Asante Samuel

Lito Sheppard

Irv Cross

Tom Brookshier

Russ Craft

Kickers

David Akers

Sam Baker

Bobby Walston

Special Teamers

Jon Dorenbos (Long Snapper)

Darren Sproles (Returner)

DeSean Jackson (Returner)

Mike Bartrum (Long Snapper)

Ike Reese (Special Teamer)

Wally Henry (Returner)

Pro Bowls

3

Years
1965-66, 68

Pro Bowls

2

Years
2014-15

2

2007-08

Pro Bowls

7

Years
1987-93

3

2001-03

3

1995-97

2

2008, 2010

2

1992-93

2

1958-59

2

1955-56

Pro Bowls

3

Years
1980-82

3

1965, 67-68

Fletcher Cox

3

2016-18

2

1991-92

Pro Bowls

8

Years
1951-55, 57-58, 61

5

1961-62, 64-66

4

2001-02, 05-06

4

1975, 77-79

2

1996-97

2

1992, 94

2

1955-56

Pro Bowls

7

Years
2000, 02-03, 05-07, 09

3

1972-74

Malcolm Jenkins

2

2016, 18

2

1980-81

2

1958-59

Pro Bowls

5

Years
2000-04

5

1990, 92-95

3

2009-2011

2

2005, 07

2

1965-66

2

1960-61

2

1952-53

Pro Bowls

5

Years
2002-03, 05, 2010-11

2

1965, 69

2

1961-62

Pro Bowls

2

Years
2015-16

1

2010

1

2006

1

2005

1

1980

PRO BOWL GAME MVPs

LB Chuck Bednarik (1954)

DT Floyd Peters (1967 - linemen of the game)

DE Reggie White (1987)

QB Randall Cunningham (1989)

QB Nick Foles (2014)



DONOVAN McNABB

Selected by the Eagles with the second-overall pick of the 1999 NFL Draft, McNabb served as the field general during one of the most successful eras of Eagles football, leading the team to five NFC East division championships, five NFC Championship games and an appearance in Super Bowl XXXIX. The winningest quarterback in team history, McNabb finished his career as the franchise's all-time leader in pass attempts (4,746), completions (2,801), yards (32,873) and touchdowns (216).



STEVE VAN BUREN

The Eagles first round draft choice (5th overall) out of LSU in 1944, Van Buren signed his first contract (\$4,000) with a team that had never finished above 4th place. Three straight division titles and back-to-back NFL Championships (1948 & 1949) cemented his place as one of the most talented backs ever.



BRIAN DAWKINS

An eight-time Pro Bowler, Dawkins was the unquestioned leader of the Eagles defense for 13 seasons and finished his Eagles career in 2008 as the franchise's all-time leader in games played (183) and interceptions (34). A second round pick out of Clemson in 1996, Dawkins was recognized as a member of the NFL's All-Decade Team of the 2000s, was voted the starting safety on the Eagles 75th Anniversary Team by the fans and was a five-time All-Pro selection.



TOM BROOKSHIER

Originally a 10th-round pick from Colorado, Brookshier made an immediate impact with 8 interceptions in his rookie season of 1953. Then, after a two-year stint in the Air Force, the defensive back returned to the Eagles and twice earned all-pro honors - first in 1959, and again in 1960 as a member of the NFL championship team. In all he spent seven seasons with the Eagles and collected 20 interceptions.



PETE RETZLAFF

Acquired off waivers from Detroit in 1956, Retzlaff converted from fullback to tight end and went on to earn Pro Bowl honors 5 times. He finished his career as the club's all-time leader in receptions (452) and yards (7,412). A 22nd round draft pick of the Lions in 1953, he scored 47 TDs in his career. Instrumental in founding the NFL Player's Association, he served as the Eagles general manager from 1969-72.



CHUCK BEDNARIK

Bednarik played in 253 games during his illustrious 14-year career and also played in a team record 8 Pro Bowls. Although the Eagles won the NFL championship in 1949, his rookie year, his star shined brightest in 1960 when he played every minute at both center and linebacker during the NFL Championship victory over Green Bay.



AL WISTERT

During his nine-year career in Philadelphia, Wistert played in 95 games and earned NFL All Pro honors an amazing eight times as a dominant force on the Eagles offensive line. Wistert was a member of the Eagles back-to-back NFL championship teams in 1948-49 and played in the first-ever Pro Bowl in 1951.



REGGIE WHITE

White is the club's all-time leader in sacks with 124 in just 121 games, including a team-record 21 in 1987. White earned seven Pro Bowl appearances during his eight-year stint with the Eagles and earned NFL Defensive Player of the Year honors in 1987 and 1991. He was named to the NFL's All-Decade Teams of the 1980 and 1990s, the 75th Anniversary Team, and was voted first-team All-Pro 10 times in his 15-year career.



JEROME BROWN

A 1st round draft pick out of Miami in 1987, Brown will be remembered as a key figure on the Eagles legendary 1991 defense. A two-time Pro Bowl selection, Brown's life was cut short at the age of 27 in a tragic auto accident on June 25, 1992, in his hometown of Brooksville, FL.



EAGLES HALL OF FAME INDUCTEES



DAVID AKERS

Kicker, 1999-2010

Eagles Hall of Fame Inductee: 2017

Recognized as the greatest kicker in franchise history, Akers earned five Pro Bowl nods as an Eagle and established regular-season and postseason team records in points (1,323; 134) and field goals made (294; 31). During his time in Philadelphia, Akers ranked 2nd in the NFL in points and field goals made. His recognition as one of the league's best kickers earned him a spot on the NFL's All-Decade Team of the 2000s.



ERIC ALLEN

Cornerback, 1988-94

Eagles Hall of Fame Inductee: 2011

A second-round draft choice of the Eagles in 1988, Allen played seven seasons in Philadelphia, earning five Pro Bowl and three All-Pro selections. He is tied for the Eagles all-time record with 34 interceptions. Allen also holds the team mark with five interception return touchdowns, including an NFL record four in 1993. A native of San Diego, CA (born 11/22/65), Allen played collegiately at Arizona State. He went on to play for the New Orleans and Oakland. He finished his career with 54 interceptions and nine total touchdowns.




MAXIE BAUGHAN

Linebacker, 1960-65

Eagles Hall of Fame Inductee: 2015

The 20th overall selection in the 1960 NFL Draft, Baughan spent his first six seasons in Philadelphia, earning five Pro Bowl nods during that span. As a rookie, he played a key role on the 1960 NFL Championship team, starting in every game and achieving All-Pro and Pro Bowl honors. Baughan was a nine-time Pro Bowler and a four-time All-Pro selection, totaling 18 interceptions and 10 fumble recoveries during his 12-year career with the Eagles, Rams and Redskins. He was born on August 3, 1938 in Forkland, AL.



CHUCK BEDNARIK

Center/Linebacker, 1949-62

Pro Football Hall of Fame Inductee: 1967

Eagles Hall of Fame Inductee: 1987

"Concrete Charley" played in 253 games during his illustrious 14-year career. He also played in a team record 8 Pro Bowls. Although the Eagles won the NFL championship in 1949, his rookie year, his star shined brightest in 1960 when he played every minute at both center and linebacker during the NFL Championship victory over Green Bay. Born May 1, 1925, in Bethlehem, PA, he was an All-America selection at Pennsylvania in 1948 before being selected with the first overall draft choice by the Eagles in 1949.



BERT BELL

Owner, 1933-40

Pro Football Hall of Fame Inductee: 1963

Eagles Hall of Fame Inductee: 1987

As the first owner of the Eagles (1933-40), co-owner of the Steelers (1941-46), and NFL commissioner (1946-59), Bell instituted the college draft and implemented TV policies, including the home game blackouts. In 1933, he moved the Frankford Yellowjackets to Philadelphia and renamed them the Eagles. In 1946, he moved the NFL office from Chicago to Bala Cynwyd, PA. Bell played and coached at Pennsylvania and led the Quakers to the Rose Bowl in 1916. A founder of the Maxwell Football Club, Bell was born February 25, 1895, in Philadelphia.




BILL BERGEY

Middle Linebacker, 1974-80

Eagles Hall of Fame Inductee: 1988

After coming to the Eagles in a 1974 trade with Cincinnati (in exchange for Philadelphia's first round picks in 1977 & '78 as well as a second round pick in '78), Bergey recorded nearly 1,200 tackles in seven seasons as an Eagle. He was a key factor in the Eagles rise to the 1980 NFC Championship and a berth in Super Bowl XV. His play also earned him Eagles MVP status 3 times and trips to the Pro Bowl on 4 occasions. He was born February 9, 1945 in South Dayton, NY.



BILL BRADLEY

Free Safety, 1969-76

Eagles Hall of Fame Inductee: 1993

Bradley played 8 years (1969-76) with the Eagles as a defensive back, punter, and returner. A three-time Pro Bowler, he is tied for the team's all-time lead in interceptions (34) and became the first player in NFL history to lead the league in that category in consecutive seasons (1971 & 1972). A 3rd round draft choice from Texas in 1969, he also handled the punting duties for six of his eight years with the Eagles. He was born January 24, 1947 in Palestine, TX.




TOM BROOKSHIER

Defensive Back, 1953, 1956-61

Eagles Hall of Fame Inductee: 1989

Originally a 10th-round pick from Colorado, Brookshier made an immediate impact with 8 interceptions in his rookie season of 1953. Then, after a two-year stint in the Air Force, the defensive back returned to the Eagles and twice earned all-pro honors - first in 1959, and again in 1960 as a member of the NFL championship team. In all he spent seven seasons with the Eagles and collected 20 interceptions. Upon retiring as a player, he entered the broadcast booth on CBS's telecasts of NFL games.




BOB BROWN

Tackle, 1964-68

Pro Football Hall of Fame Inductee: 2004

Eagles Hall of Fame Inductee: 2004

A first round draft pick out of Nebraska in 1964 (2nd overall), Brown went on to earn an impressive five All-Pro selections and three Pro Bowl berths during his five-year tenure in Philadelphia. During his 10-year NFL career with the Eagles, Rams and Raiders, Brown earned All-NFL honors seven times, NFL/NFC offensive lineman of the year three times, and six Pro Bowl selections - three with Eagles, two with Rams, and one with Raiders. Brown was named to the NFL's All-Decade team of the 1960's. He was born December 8, 1941, in Cleveland, OH.



JEROME BROWN

Defensive Tackle, 1987-91

Eagles Hall of Fame Inductee: 1996

A two-time Pro Bowl selection, Brown's life was cut short at the age of 27 in a tragic auto accident on June 25, 1992, in his hometown of Brooksville, FL. A 1st round draft pick out of Miami in 1987, Brown will be remembered as a key figure on the Eagles legendary 1991 defense - a unit that led the NFL in terms of fewest yards allowed overall, against the run, and vs. the pass. He capped that season by joining linemates Reggie White and Clyde Simmons as starters in the Pro Bowl. Brown was born February 4, 1965.



EAGLES HALL OF FAME INDUCTEES



TIMMY BROWN

Running Back, 1960-67

Eagles Hall of Fame Inductee: 1990

Brown holds the club record for longest kickoff return with a 105 yarder in 1961. He also shares the NFL record for kickoff returns for TDs in a game with two vs. Dallas in 1966. A 27th round draft pick of Green Bay in 1959, Brown was signed by the Eagles as a free agent in 1960 and finished his Eagles career in 1967 as the 3rd leading rusher in club history in yards (3,703) and touchdowns (29). Brown was born May 24, 1937 in Knightstown, IN.



LEO CARLIN

Executive, 1960-2015

Eagles Hall of Fame Inductee: 2012

A pioneer in the sports ticketing industry and nominated for the Pro Football Hall of Fame in 2007, Carlin served as a member of the club for more than five decades. He originally joined the Eagles as a part-time ticket office employee in the 1960 NFL Championship season before joining the front office full-time in 1964. Carlin helped oversee the Eagles' moves from Franklin Field to Veterans Stadium to Lincoln Financial Field, and also helped the Eagles become the first NFL team to merge ticketing with computer data processing. A graduate of St Joseph's Prep and St. Joseph's University, he is a veteran of the United States Marine Corps. Born in Atlantic City, NJ, on September 16, 1937, Carlin and his wife, Kay, have seven children.



HAROLD CARMICHAEL

Wide Receiver, 1971-83

Eagles Hall of Fame Inductee: 1987

A four-time Pro Bowler, the 6-8 Carmichael was not only one of the tallest receivers ever to play the game, he was one of the best. A 7th round pick out of Southern in 1971, he played 13 seasons with the Eagles before finishing his career with Dallas in 1984. He finished his career ranked sixth on the NFL's all-time reception list with 590 and remains the Eagles career leader in terms of receptions (589), yards (8,978) and touchdowns (79). He was born on Sept. 22, 1949 in Jacksonville, FL, where he attended Raines HS.



RANDALL CUNNINGHAM

Quarterback, 1985-95

Eagles Hall of Fame Inductee: 2009

Dubbed the "Ultimate Weapon" by Sports Illustrated, Cunningham was one of the most electrifying players in NFL history. He made numerous highlight-film plays with both his arm and his feet during his 11-year career in Philadelphia. A 2nd round draft pick from UNLV in 1995, he earned two NFL All Pro honors as well as three Pro Bowl selections during his tenure in Philadelphia. Cunningham threw for 22,877 yards and 150 touchdowns while rushing for 4,482 yards and 22 scores in 122 games as an Eagle. He is still the NFL's all-time rushing leader as a quarterback with 4,928 yards. Cunningham finished his career with stints in Minnesota, Dallas and Baltimore. He was born on March 27, 1963 in Santa Barbara, CA.



Dawkins

OTHO DAVIS

Head Trainer, 1973-95

Eagles Hall of Fame Inductee: 1999

The Eagles head athletic trainer for 23 years, Davis was a five-time recipient of the National Athletic Trainers Association's "Professional Trainer of the Year" award. He also was a member of the Athletic Trainers Hall of Fame. From 1971-89, he was the executive director of the NATA, an organization whose national headquarters office building in Dallas is named in his honor. A native of Elgin, TX, Davis graduated from Lamar and earned his master's degree from Kent State. He died May, 2, 2000.



BRIAN DAWKINS

Safety, 1996-2008

Pro Football Hall of Fame Inductee: 2018

Eagles Hall of Fame Inductee: 2012

Nicknamed "Weapon X" for his ferocious and energetic style of play, Dawkins was the unquestioned leader of the Eagles defense for 13 seasons. An eight-time Pro Bowler, Dawkins finished his Eagles career in 2008 as the franchise's all-time leader in games played (183) and interceptions (34). A second round pick out of Clemson in 1996, Dawkins was recognized as a member of the NFL's All-Decade Team of the 2000s, was voted the starting safety on the Eagles 75th Anniversary Team by the fans and was a five-time All-Pro selection. A self-proclaimed "free-lance safety", he helped redefine the safety position, notching 26 sacks and 37 forced fumbles in his career, becoming one of five players in NFL history to record at least 30 interceptions and 20 sacks in a career. He was born on October 3, 1973 in Jacksonville, FL.




JIM GALLAGHER


Executive, 1949-95

Eagles Hall of Fame Inductee: 1995

An Eagles executive from 1949-95, Gallagher worked with 17 head coaches and for 12 owners, GMs, and team presidents. During that time, he saw the Eagles capture two NFL titles and one NFC crown. A graduate of Northeast Catholic HS and an Army veteran of the Korean War, he joined the Eagles in 1949 and was named personnel director in 1957. He went on to serve stints as director of public relations and director of sales and marketing before being named the club's director of alumni relations and traveling secretary in 1990. It was in that capacity that he served until retiring on August 1, 1995.



Carlin



Gallagher



Davis



T. Brown

EAGLES HALL OF FAME INDUCTEES



McDonald

BILL HEWITT

End, 1936-39, 1943

Pro Football Hall of Fame Inductee: 1971

Eagles Hall of Fame Inductee: 1987

Hewitt was the first player to be named All-NFL with two different teams - the Bears (1933, '34, '36) and Eagles (1937). Nicknamed "Stinky," Hewitt is known for pitching a lateral to Bill Karr for the touchdown that won the 1933 NFL Championship game for the Bears. He also was credited with inventing many trick plays. Hewitt, who played without a helmet until a rule change forced him to wear headgear, was born October 8, 1909, in Bay City, MI. He died in an automobile accident on January 14, 1947, at the age of 37.



RON JAWORSKI

Quarterback, 1977-86

Eagles Hall of Fame Inductee: 1992

After coming to the Eagles in a 1977 trade with the LA Rams, Jaworski enjoyed a stellar 10-year career in Philadelphia. He set seven passing records, including career marks for completions (2,088), TDs (175), and yards (26,963). After leading the Eagles to the NFC title in 1980 and a berth in Super Bowl XV vs. the Raiders, the Youngstown State product earned a Pro Bowl selection and was named the NFL Player of the Year by UPI and the Maxwell Football Club. The durable Jaworski started 116 consecutive regular season games. Jaworski was born March 23, 1951 in Lackawanna, NY.



JIM JOHNSON

Defensive Coordinator, 1999-2008

Eagles Hall of Fame Inductee: 2011

One of the most innovative and successful defensive masterminds in NFL history, Johnson served as the team's defensive coordinator from 1999 until his passing in 2009. His aggressive style kept Philadelphia at or near the top of the NFL in nearly every major defensive category during his tenure. During his 10-year stay in Philadelphia, the Eagles earned seven playoff berths, five trips to the NFC Championship game and one Super Bowl appearance (following the 2004 season). A native of Maywood, Illinois, Johnson (born 5/26/41) played quarterback at Missouri, and tight end for the Bills. He went on to coach at the collegiate and professional level for 42 years.



SONNY JURGENSEN

Quarterback, 1957-63

Pro Football Hall of Fame Inductee: 1983

Eagles Hall of Fame Inductee: 1987

Despite spending the last 10 years of his career with the Redskins, Jurgensen is remembered as one of the best quarterbacks ever to wear an Eagles uniform. A 4th round draft pick of the Eagles in 1957, Jurgensen was a backup to another Hall of Fame quarterback, Norm Van Brocklin, on the 1960 NFL Championship team. The following year the rifle-armed redhead took over as the Eagles starting signal caller and threw a club record 32 TD passes.



OLLIE MATSON

Halfback, 1964-66

Pro Football Hall of Fame Inductee: 1972

Eagles Hall of Fame Inductee: 1987

In his career with Chicago, Los Angeles, Detroit, and Philadelphia, Matson compiled some very impressive numbers - 12,844 combined net yards and 5,173 yards rushing. He was selected to participate in five Pro Bowls and, in fact, earned MVP honors for his effort in the 1956 Pro Bowl. Matson was traded to the Rams by the Chicago Cardinals for nine players in 1959. The speedy halfback was also a medal winner in track at the 1952 Olympics.



TOMMY McDONALD

Wide Receiver, 1957-63

Pro Football Hall of Fame Inductee: 1998

Eagles Hall of Fame Inductee: 1988

"If I had 11 Tommy McDonald's on my team, I'd win a championship every year," Vince Lombardi once said. The 5-9, 176 pounder dazzled fans with acrobatic receptions for 12 seasons and finished his career ranked 6th all-time in receptions (495), 4th in yards (8410), and 2nd in TDs (84). In 1960, he registered 13 TDs for the NFL Champion Eagles. Born July 26, 1934, in Roy, NM, he starred at Oklahoma. As a senior, he won the Maxwell Award as the nation's top collegian.

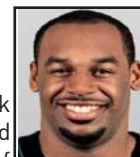


DONOVAN McNABB

Quarterback, 1999-2009


Eagles Hall of Fame Inductee: 2013

Selected by the Eagles with the second-overall pick of the 1999 NFL Draft, McNabb served as the field general during one of the most successful eras of Eagles football, leading the team to five NFC East division championships, five NFC Championship games and an appearance in Super Bowl XXXIX. The winningest quarterback in team history, McNabb finished his career as the franchise's all-time leader in pass attempts (4,746), completions (2,801), yards (32,873) and touchdowns (216). He also became one of just four players in NFL history to amass 30,000 passing yards, 200 TD passes, 3,000 rushing yards and 20 rushing touchdowns in his career. A six-time Pro Bowler, McNabb was selected as the starting quarterback on the Eagles 75th anniversary team in a vote by the fans. Born on November 25, 1976 in Chicago, Ill., McNabb and his wife Raquel have four children.



McNabb

EAGLES HALL OF FAME INDUCTEES





Montgomery

WILBERT MONTGOMERY

Running Back, 1977-84

Eagles Hall of Fame Inductee: 1987

A 6th round pick out of Abilene Christian in 1977, Montgomery finished his Eagles career as the club's all-time rushing leader in terms of yards (6,538) and attempts (1,465). His 194-yard effort in the 1980 NFC Championship Game victory over Dallas, including a 42-yd. TD on the Eagles second offensive play from scrimmage, will never be forgotten. In all, Montgomery scored 58 career TDs as an Eagle. Montgomery played in the Pro Bowl following the 1978 and 1979 seasons. He was born September 16, 1954 in Greenville, MS.



Quick

EARL "GREASY" NEALE

Head Coach, 1941-50

Pro Football Hall of Fame Inductee: 1969

Eagles Hall of Fame Inductee: 1987

After coaching extensively on the collegiate level at Marietta, Washington and Jefferson (1922 Rose Bowl team), Virginia, and West Virginia, Neale broke into the NFL in 1941 and quickly turned the Eagles into contenders. He captured 3 straight Eastern Division crowns and back-to-back NFL championships in 1948 and 1949. He was recognized as a master of the T formation. From 1918-22, he was an outfielder with the Cincinnati Reds and the Philadelphia Phillies. Neale was born in Parkersburg, WV, on November 2, 1891.



PETE PIHOS

End, 1947-55

Pro Football Hall of Fame Inductee: 1970

Eagles Hall of Fame Inductee: 1987

A member of the Eagles 1948 and 1949 championship teams, Pihos enjoyed a career that included six trips to the Pro Bowl and three straight seasons leading the NFL in receptions. He may best be remembered for his game-winning catch in the 1949 NFL Championship game vs. the Rams. A 3rd round draft choice by the Eagles out of Indiana in 1945, he caught 373 passes and 61 TDs during his career in Philadelphia. He was born on October 22, 1923 in Orlando, FL.




MIKE QUICK

Wide Receiver, 1982-90

Eagles Hall of Fame Inductee: 1995

One of the most graceful receivers ever to play the game, Quick became a fixture in the Pro Bowl, earning five consecutive trips to Hawaii from 1983-87. A former first round draft choice of the Eagles from North Carolina State in 1982, he etched his name into the team's record books, ranking among the club's all-time career and single-season receiving leaders in terms of catches (363), yards (6,464), and TDs (61). He was born on May 14, 1959 in Hamlet, NC.



MERRILL REESE

Radio Play-By-Play Announcer, 1977-Present

Eagles Hall of Fame Inductee: 2016

Considered one of the most recognizable and influential figures in all of sports broadcasting, Merrill Reese has been the "Voice of the Eagles" since 1977.

As the longest-tenured NFL play-by-play announcer at the time of his induction – which coincided with his 40th season in the radio booth – Reese has called many of the franchise's most unforgettable moments and games alongside his colleague and fellow Eagles Hall of Fame inductee, Mike Quick. Reese has been honored as a two-time Pennsylvania Sportscenter of the Year by the National Association of Sportscenterers and Sportswriters, Broadcaster of the Year by the Pennsylvania Association of Broadcasters and was inducted into the Pennsylvania Sports Hall of Fame. A graduate of Overbrook High School and Temple University, Reese began his career as a public affairs officer in the U.S. Navy.



Pihos



Retzlaff



Sisemore

PETE RETZLAFF

End, 1956-66

Eagles Hall of Fame Inductee: 1989

Acquired off waivers from Detroit in 1956, Retzlaff converted from fullback to tight end and went on to earn Pro Bowl honors 5 times. He finished his career as the club's all-time leader in receptions (452) and yards (7,412). A 22nd round draft pick of the Lions in 1953, he scored 47 TDs in his career. In 1965, he earned the Washington Touchdown Club's Pro Football Player of the Year Award and the Maxwell Club's Bert Bell Award. Instrumental in founding the NFL Player's Association, he served as the Eagles general manager from 1969-72. Retzlaff was born August 21, 1931 in Ellendale, ND.



JIM RINGO

Center, 1964-67

Pro Football Hall of Fame Inductee: 1981

Eagles Hall of Fame Inductee: 1987

After beginning his career as the Packers 7th round draft choice out of Syracuse in 1953, Ringo capped his career with 10 Pro Bowl selections to go along with two NFL Championships. Ringo, who started in a then NFL-record 182 straight games from 1954-67, played on Green Bay's 1961 and 1962 NFL Championship teams. After an 11-year stint with the Packers, he spent his final four seasons in Philadelphia. Ringo was born November 21, 1931 in Orange, NJ.




JERRY SISEMORE

Tackle, 1973-84

Eagles Hall of Fame Inductee: 1991

A first round draft pick of the Eagles out of Texas in 1973 (3rd selection overall), Sisemore became a cornerstone of an offensive line that helped lead the Eagles to the playoffs five straight times, including the 1980 NFC Championship and a berth in Super Bowl XV. He ranks 5th on the team's all-time list in number of seasons (12) and games played (156). He started 127 consecutive games and was selected to the Pro Bowl following the 1979 and 1981 seasons. He was born on July 16, 1951 in Olton, TX.



EAGLES HALL OF FAME INDUCTEES



JEREMIAH TROTTER

Linebacker, 1998-2001, 2004-06, 2009

Eagles Hall of Fame Inductee: 2016

Nicknamed the "Axe Man," Jeremiah Trotter stood as a daunting presence in the middle of an Eagles defense that ranked among the NFL's top-five defenses in fewest points allowed for three seasons (2000-01, 2004). Selected in the third round of the 1998 NFL Draft out of Stephen F. Austin, Trotter spent eight of his 11 seasons in Philadelphia where he totaled 1,065 tackles, 35 passes defended, 12.5 sacks, eight interceptions, eight forced fumbles and three fumble recoveries in 127 career regular-season and postseason games (106 starts). At the time of his retirement in 2009, the two-time All-Pro became one of only four Eagles linebackers in franchise history to have garnered four Pro Bowl berths. During his three separate stints in midnight green, the Eagles earned five playoff appearances, three NFC East crowns, an NFC Championship and a trip to Super Bowl XXXIX. The Texarkana, TX, native was a consensus All-American at Stephen F. Austin.



Trotter

NORM VAN BROCKLIN

Quarterback, 1958-60

Pro Football Hall of Fame Inductee: 1971

Eagles Hall of Fame Inductee: 1987

Acquired in a 1958 trade with the LA Rams, Van Brocklin went on to quarterback the Eagles for three years. The fiery signal caller helped turn a last place Eagles into a NFL championship squad in 1960. This storybook ending would garner him the league's MVP award and provide a fitting end to his playing career as he retired at the end of that season. An All-American selection at Oregon, he went on to participate in 10 Pro Bowls and throw for 23,611 yards and 173 TDs in 12 seasons. He was born March 15, 1926 in Eagle Butte, SD.



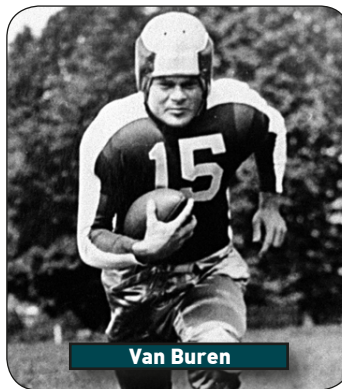
STEVE VAN BUREN

Halfback, 1944-51

Pro Football Hall of Fame Inductee: 1965

Eagles Hall of Fame Inductee: 1987

The Eagles first round draft choice (5th overall) out of LSU in 1944, Van Buren signed his first contract (\$4,000) with a team that had never finished above 4th place. Three straight division titles and back-to-back NFL Championships (1948 & 1949), he cemented his place as one of the most talented backs ever. Nicknamed "Wham-Bam" for his quick and punishing running style, he captured the NFL rushing title four times. In the 1948 title game vs. the Cardinals, he scored the game's only TD in a blinding snowstorm. A year later, he waded through mud and torrential rains in the Los Angeles Coliseum to rush for 196 yards vs. the Rams in the title game. His 205 yards rushing vs. Pittsburgh in 1949 is a club record. He finished his career with 5,860 rushing yards and 77 TDs. A 5-time all-pro, he was selected to the NFL's 75th Anniversary Team in 1994. Born December 28, 1920, in La-Ceiba, Honduras.



Van Buren



Vermeil

DICK VERMEIL

Head Coach, 1976-82

Eagles Hall of Fame Inductee: 1994

The Eagles head coach from 1976-82, Vermeil will long be remembered as a workaholic, a perfectionist, and as a winner. A success at every level of coaching, from his first high school head coaching job in 1960, to a stint at UCLA in 1974-75 and with the Eagles, Vermeil attacked his profession with a degree of passion rarely seen. A native of Calistoga, CA, Vermeil coached the Eagles into the playoffs four consecutive times from 1978-81, including a trip to Super Bowl XV as NFC Champions in January of 1981.



TROY VINCENT


Cornerback, 1996-03

Eagles Hall of Fame Inductee: 2012

A five-time Pro Bowler and two-time All-Pro selection as an Eagle, Vincent spent eight seasons in Philadelphia, recording 28 interceptions, 10 forced fumbles, six fumble recoveries and one interception returned for a touchdown in 118 starts. In 2002, Vincent was a first team All-Pro Selection and also garnered the prestigious Walter Payton Man of the Year award for his work with the Troy Vincent Foundation, which provides educational and counseling services to troubled youth, among other organizations. His five Pro Bowl selections are tied for the most in team history as a cornerback and his 28 interceptions rank seventh all-time in team annals. Vincent was born on June 8, 1971, in Trenton, NJ.



Vincent



Walters

STAN WALTERS

Tackle, 1975-83

Eagles Hall of Fame Inductee: 1991

A 9th round draft pick of the Bengals out of Syracuse in 1972, Walters joined the Eagles via trade in 1975. He went on to play in 122 consecutive regular and post-season games for Philadelphia at left tackle and anchored the team's offensive line during the late 1970s and early 1980s. A key member of the 1980 NFC championship squad that participated in Super Bowl XV, he was honored by his peers following the 1978 and '79 seasons when he was selected to the Pro Bowl. He was born May 27, 1948 in Rutherford, NJ.



EAGLES HALL OF FAME INDUCTEES



Westbrook

BRIAN WESTBROOK

Running Back, 2002-09

Eagles Hall of Fame Inductee: 2015

A multi-threat back armed with exceptional playmaking abilities, Westbrook finished his Eagles career as the franchise's all-time leader in total yards from scrimmage (9,785). During his time in Philadelphia, the two-time Pro Bowler and first-team AP All-Pro selection helped guide the club to four NFC East crowns, four NFC Championship appearances and a berth in Super Bowl XXXIX. Westbrook is widely remembered for his iconic, game-winning 84-yard punt return touchdown at Giants Stadium in October 2003, best known as the "Miracle at the Meadowlands II." Upon his retirement, he became one of only six players in NFL history with 30+ rushing touchdowns (41) and 30+ receiving touchdowns (30) in his career. Born on September 2, 1979, Westbrook was a consensus All-American and a two-time A-10 Offensive Player of the Year at Villanova University.



White

REGGIE WHITE

Defensive End, 1985-92

Pro Football Hall of Fame Inductee: 2006

Eagles Hall of Fame Inductee: 2005

Nicknamed the "Minister of Defense," White is the club's all-time leader in sacks with 124 in just 121 games, including a team-record 21 in 1987. White earned seven Pro Bowl appearances during his eight-year stint with the Eagles, who signed him after a two-year stint with Memphis of the USFL. White earned NFL Defensive Player of the Year honors in 1987 and 1991. He was named to the NFL's All-Decade Teams of the 1980 and 1990s, the 75th Anniversary Team, and was voted first-team All-Pro 10 times in his 15-year career with the Eagles, Packers and Panthers. He was born on Dec. 19, 1961 in Chattanooga, TN. He died December 26, 2004 at the age of 43.




AL WISTERT

Tackle, 1943-51

Eagles Hall of Fame Inductee: 2009

During his nine-year career in Philadelphia, Wistert earned NFL All Pro honors an amazing eight times as a dominant force on the Eagles offensive line. Wistert was a member of the Eagles back-to-back NFL championship teams in 1948-49 and played in the first-ever Pro Bowl in 1951. He played in 95 games with the Eagles as a two-way player. His jersey # 70 was retired by the team in 1952. Wistert was a 5th round draft pick from Michigan in 1943. He was born December 28, 1920 in Chicago, IL.




ALEX WOJCIECHOWICZ

Center, 1946-50

Pro Football Hall of Fame Inductee: 1968

Eagles Hall of Fame Inductee: 1987

A two-time All-America selection at Fordham where he was the center on the famed "Seven Blocks of Granite" line, Wojciechowicz was the Lions top draft pick in 1938. One of football's original "iron men," he joined the Eagles in 1946 as a linebacker and helped the Eagles capture back-to-back NFL championships in 1948 and '49. Born August 12, 1915, in South River, NJ, he organized the NFL Alumni Association.



Wistert



Wojciechowicz

1948 and 1949 NFL CHAMPIONSHIP TEAMS

Eagles Hall of Fame Inductee: 1999

No NFL team before or since ever posted consecutive shutouts in championship play. No NFL team can claim to be more dominant over a two-year period. The Eagles won back-to-back NFL Championships in 1948 and 1949, first shutting out the Chicago Cardinals, 7-0, and then blanking the Los Angeles Rams, 14-0. Under legendary head coach Greasy Neale, Philadelphia finished the 1948 regular season with a 9-2-1 record and took on the Cardinals in the championship game with a foot of snow covering Shibe Park. RB Steve Van Buren scored the game's only touchdown on a 5-yard TD run, while the defense limited the Cards to just 6 total first downs. The Eagles continued their dominance in 1949 with an 11-1 record in the regular season and a victory over the Rams in the championship game on a rain-soaked Los Angeles Coliseum field. Van Buren again led the Eagles as he rumbled for 196 yards on 31 carries. In those two seasons, the Eagles outscored their opposition 761-290. They were lovingly called "the duffel-bag dynasty." Many players were young men who had served their country in World War II and returned home trying again to settle into a regular life.

Players are given consideration for entry into the Philadelphia Eagles Hall of Fame no sooner than three years after their retirement from the NFL. An internal committee within the Philadelphia Eagles organization submits candidates for consideration upon which time a decision is made within the Eagles organization. In special circumstances, exceptions are considered.

YEAR-BY-YEAR HISTORY



1933 — Frankford Yellowjackets' franchise in the NFL awarded to syndicate headed by Bert Bell and Lud Wray for \$2500. Club christened "Eagles" in honor of the symbol of the New Deal's National Recovery Act. Eagles and Chicago Bears play in Philadelphia's first Sunday game (Nov. 12) at Baker Bowl. Game ends in a 3-3 tie.

1935 — General manager Bert Bell proposes an annual college draft to equalize talent in the league. Proposal is adopted on May 19 for the 1936 season.

1936 — Eagles have first choice in the inaugural college draft and select University of Chicago back Jay Berwanger but fail to sign him. Bell becomes sole owner of the team with \$4,000 bid. Playing site for home games moves from Baker Bowl to Municipal Stadium.

1939 — Davey O'Brien, Texas Christian's All-America quarterback, signs with the Eagles for a reported \$12,000 per year salary and percentage of the gate. O'Brien plays in every game and sets NFL passing yardage record with 1,324 yards. On October 22, the Eagles play in the first televised pro football game and fell to the host Brooklyn Dodgers, 23-14, at Brooklyn Ebbets Field. Allan "Skip" Walz broadcasts the game for NBC from Ebbets' field to the approximate 1,000 TV sets then in Brooklyn.

1940 — Home playing site switches from Municipal Stadium to Shibe Park (later known as Connie Mack Stadium). Pittsburgh owner Art Rooney buys half interest in the Eagles after selling the Steelers franchise to Alexis Thompson of New York, a 30-year old heir to a six million fortune in steel stocks.

1941 — Bell and Rooney swap franchises with Thompson, Rooney returning to Pittsburgh and Thompson taking over the Eagles. Bert Bell joins Rooney as a full-time partner in Pittsburgh. Thompson hires Earl (Greasy) Neale as head coach of the Eagles.

1943 — Eagles merge with Pittsburgh Steelers to form the "Steagles" due to manpower shortage during World War II. Merger dissolved at end of season.

1944 — First draft choice Steve Van Buren debuts as Eagles' halfback. Team finishes in second place with 7-1-2 record.

1945 — Team again finishes in second place with 7-3 record and leads league in scoring with 272 points. Van Buren leads NFL with 838 rushing yards and 110 points.

1946 — Team finishes second for third straight year with 6-5 record.


1947 — Rookie end Pete Pihos, Van Buren, and Bosh Pritchard combine with an overpowering defense to lead Philadelphia into the NFL championship game for the first time but the Chicago Cardinals earn the NFL title with a 28-21 victory at icy Comiskey Park.

1948 — Eagles win their first NFL championship, defeating the Chicago Cardinals, 7-0, in a blinding snowstorm at Shibe Park.

1949 — Thompson sells the team to 100 buyers, each of whom paid \$3,000 for one of the 100 shares. They were called the "Happy Hundred" or the "100 Brothers." Their leader was James P. Clark, a Philadelphia sportsman and business executive, and the 100 investors included some of the leading names in Philadelphia business, gov-



1934 Eagles



1940 Eagles



1949 Champions

ernment and politics, including Leonard Tose. Vince McNally is named general manager. University of Pennsylvania All-America C/LB Chuck Bednarik is a 1st round draft choice. The Eagles win their 3rd straight Eastern Division title and defend their NFL championship with a 14-0 win over the Los Angeles Rams.

1950 — In Greasy Neale's final season as the Eagles' head coach, they finish tied for third in the American Conference with a 6-6 mark.

1951 — Alvin (Bo) McMillan replaces Greasy Neale as head coach. McMillan becomes ill the night before the season opener and is replaced by Wayne Millner. End-placekicker Bobby Walston is named rookie of the year.

1952 — Jim Trimble succeeds Wayne Millner as head coach. Team rides strong defense to 7-5 second place finish.

1953 — Bobby Thomason and Adrian Burk combine to pass for a league-high 3,089 yards. Pete Pihos catches 63 passes for 1,049 yards and 10 touchdowns to lead league. Eagles finish in second place and snap Cleveland's 11-game winning streak with 42-27 win in season finale.

1954 — Bobby Walston leads league in scoring with 114 points. Eagles finish second for third consecutive year with second straight 7-4-1 record.

1955 — Pihos again leads all NFL pass receivers with 62 catches for 864 yards. Joseph A. Donoghue, Eagles' vice president/secretary, is elected assistant treasurer of the NFL.


1956 — Hugh Devore replaces Jim Trimble as head coach.

1957 — Rookie QB Sonny Jurgensen highlights a 4-8 season by passing Eagles to a 17-7 upset of the NFL Eastern Division Champion Cleveland Browns.

1958 — Buck Shaw signs as head coach replacing Hugh Devore. Eagles acquire quarterback Norm Van Brocklin in trade with Los Angeles. Team moves home games from Connie Mack Stadium to University of Pennsylvania's Franklin Field and attendance almost doubles.

1959 — With Pete Retzlaff and Tommy McDonald his chief targets, Norm Van Brocklin passes Eagles to 7-5 record and second place tie with Cleveland.

1960 — QB Norm Van Brocklin and Chuck Bednarik, who plays 60 minutes at center and linebacker, pace the Eagles to their first Eastern Division title in 11 years. The Birds then win their third NFL championship with a come-from-behind 17-13 victory over Green Bay at Franklin Field. Van Brocklin, the league's MVP, and head coach Buck Shaw both announce their retirements at the end of the season.



1960 Eagles

1961 — Nick Skorich is named head coach and Sonny Jurgensen takes over as the starting quarterback. Despite Jurgensen's record-setting season as a passer and a 10-4 record, the Eagles fail to repeat as division champions.

1962 — Injuries in unprecedented numbers hit Eagles as the team wins only three games and falls to last place.

1963 — RB Timmy Brown sets a then NFL record for total offense (2,436 yards; 841 rushing, 487 receiving, 11 passing, 945 kickoff returns, and 152 punt returns) in a season. With the club's 91 outstanding shares now held by 65 stockholders, club president Frank L. McNamee said it would be put up for sale with an asking price of 4,500,000. Jerry Wolman, a 36-year old builder and self-made millionaire from Washington outbid Philadelphia businessman Jack Wolgin and became the new owner. The sale price was \$5,505,000.

YEAR-BY-YEAR HISTORY



1964 — Former Chicago Cardinals and Washington Redskins coach Joe Kuharich signs as head coach and begins a series of major trades to rebuild the club.

1966 — After extensive roster changes, the Eagles finish 9-5 for their first winning season in five years.

1967 — Quarterback Norm Snead and flanker Ben Hawkins set team passing and receiving records, respectively, but injuries to other key players contribute to a disappointing 6-7-1 record and a second place finish.

1969 — After Wolman's empire fell into serious financial trouble, a bankruptcy referee in U.S. District Court in Baltimore oversees the team's sale to Leonard Tose, a millionaire trucking executive. The price was a reported \$16.1 million, at the time a record price for a professional sports team. Tose names former Eagles' receiving great Pete Retzlaff as general manager and Jerry Williams as head coach.

1971 — The Eagles leave Franklin Field for a new home at Veterans Stadium. After three consecutive crushing losses at the beginning of the season, assistant Ed Khayat replaces Jerry Williams (who had led the club to only a 3-10-1 mark in 1970) as head coach.

1972 — After a stormy 2-11-1 season, Tose accepts general manager Retzlaff's resignation and releases the entire coaching staff. A bright spot, however, is Harold Jackson who leads the NFL in receptions and receiving yards (62-1,048).

1973 — Under new coach Mike McCormick and new quarterback Roman Gabriel, the Eagles have an exciting offensive season but can muster only a 5-8-1 record. In his first year as a full-time receiver, Harold Carmichael becomes the second consecutive Eagle to lead the NFL in receptions (67).

1974 — Under newly appointed general manager Jim Murray, the Eagles trade with Cincinnati and acquire LB Bill Bergey. Bergey bolsters the defense and wins Pro Bowl honors along with TE Charle Young, who becomes the 3rd consecutive Eagle to lead the league in receptions (63).

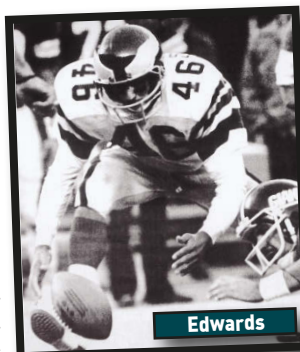
1976 — After a 4-10 season in 1975, Tose appoints 39-year old Dick Vermeil of UCLA as head coach but the Birds again earn a 4-10 mark.

1977 — QB Ron Jaworski is obtained from the Los Angeles Rams in exchange for the rights to TE Charle Young. Bill Bergey, keying the newly-installed 3-4 defense of coordinator Marion Campbell, wins all-pro and all-conference honors and is selected to play in his third Pro Bowl.



Jaworski and Vermeil

1978 — The Eagles post a 9-7 record, their first winning season since 1966, and make the playoffs for the first time since 1960. They lose the NFC Wild Card playoff game in Atlanta, however, 14-13 as the Falcons score two 4th-quarter TDs and Eagles' Mike Michel misses a 34-yard FG try with 1:34 to play. Wilbert Montgomery, in his first starting season, rushes for 1,220 yards to become the first Eagle since Steve Van Buren to surpass 1,000 in a season. CB Herman Edwards provided the "Miracle of the Meadowlands" when he scooped up a fumbled handoff from Joe Pisarcik to Larry Csonka and raced 26 yards for the winning TD with 20 seconds left to play before a stunned Giants Stadium crowd.




Edwards

1979 — With an 11-5 regular season record — their best since 1961 — the Eagles tie Dallas for first place in the NFC

East and go to the playoffs as a wild card team. After beating Chicago, 27-17, in the Wild Card Game, the Birds are upset at Tampa Bay, 24-17 in a divisional playoff round.

Wilbert Montgomery sets a club record with 1,512 rushing yards, and Harold Carmichael sets a then NFL record on Nov. 4, catching a pass in his 106th consecutive game. Rookie barefoot kicker Tony Franklin boots the second longest FG in NFL history — 59 yards — in a 31-21 victory at Dallas. Dick Vermeil is voted NFL coach of the year.



Montgomery

1980 — The Eagles win 11 of their first 12 games and go on to a 12-4 mark and the NFC East championship.

The Birds trounce Minnesota 31-16, in the divisional playoff round and then upend Dallas, 20-7 at Veterans Stadium, to win the NFC title and a berth in Super Bowl XV. The Oakland Raiders prevail in that game, however, 27-10. Ron Jaworski leads the NFC with a 90.9 passing rating while throwing for 3,527 yards and 27 touchdowns. He is named NFL player of the year by the Maxwell Football Club and NFC player of the year by UPI. Harold Carmichael's then-record NFL receiving streak is snapped at 127 games when he fails to catch a pass in the regular season finale at Dallas after sustaining a back injury in the first half.

1981 — After building a 6-0 record early in the season, the Birds struggle in their final eight games, post a 10-6 record and appear in the playoffs for the fourth consecutive year but are upset at home in the NFC Wild Card Game by the NY Giants, 27-21. The Birds' defense ranks first in the NFL in fewest yards allows (4,447) and fewest points allowed (221). Harold Carmichael enjoys the third 1,000-yard receiving year of his career and Wilbert Montgomery rushes for 1,402 yards.

1982 — An NFL players' strike takes place after two games and stops play for eight weeks. When play resumes on November 21, the long layoff hurts the Eagles. After splitting their first two games of the season, the Birds come back from the strike to lose four in a row and miss the playoffs for the first time since 1977. A 24-20 Eagles' victory at Dallas on December 26 is the last victory in the Philadelphia career of head coach Dick Vermeil, who resigns shortly following the season after compiling a 55-51-0 overall record.

1983 — Marion Campbell replaces Dick Vermeil as head coach after six seasons as the Eagles' defensive coordinator. Owner and president Leonard Tose announces in January that his daughter, Susan Fletcher, the Eagles' vice president and legal counsel, would eventually succeed him as primary owner of the Eagles. After winning four of their first six games, the Eagles become mired in a seven-game losing streak and finish with a 5-11 record. The Birds' offense is highlighted by first-team all-pro and AFC-NFC Pro Bowl selection Mike Quick, who leads the league and sets club records with 1,409 yards receiving on 69 catches.

1984 — After a 1-4 start, the Eagles post a 5-5-1 record over their final 11 games. Philadelphia's swarming defense sets a then club record of 60 quarterback sacks. Wilbert Montgomery establishes the Eagles' career rushing record for yards (6,538) and attempts (1,465) surpassing the marks set by Pro Football Hall of Famer Steve Van Buren from 1944-1951. Kicker Paul McFadden establishes an Eagles' season scoring record with 116 points (tops among rookies), surpassing Bobby Walston's 30-year mark of 114, and is named NFC rookie of the year. Ron Jaworski suffers a broken leg at St. Louis in week 13, snapping his streak of 116 consecutive starts (believed to be an all-time record for NFL QBs).

1985 — On March 12, Leonard Tose, the Eagles' owner since 1969, announces an agreement to sell the team to Norman Braman and

YEAR-BY-YEAR HISTORY



Ed Leibowitz, highly successful automobile dealers from Florida for a reported \$65 million. After obtaining the approval of the other NFL owners and fulfilling the terms of the transaction, Braman officially becomes the Eagles' new owner on April 29. That same day, Braman elevates Harry Gamble, general manager since February 4, to vice president-general manager overseeing day-to-day operations of the club. All-time Eagles' rushing leader Wilbert Montgomery does not report to training camp and is traded to Detroit for LB Garry Cobb in preseason. The Eagles again overcome a 1-4 start, but fall off the pace and finish 7-9. Head coach Marion Campbell is released on December 16, and Fred Bruney takes over as interim head coach for final game at Minnesota.


1986 — Buddy Ryan, defensive coordinator of the Chicago Bears' Super Bowl XX Champions, is named the 17th head coach in Eagles' history on January 29. On July 16, Norman Braman becomes the sole owner of the team, purchasing the remaining 35 percent from his brother-in-law Ed Leibowitz. Harry Gamble is promoted to president-chief operating officer. Ryan makes sweeping changes in the Eagles' roster, keeping young players and releasing several veterans. The youthful Birds struggle to a 5-10-1 record against the toughest schedule in the league. The Birds place two players on the AFC-NFC Pro Bowl roster: WR Mike Quick and DE Reggie White. White ties a Pro Bowl record with 4 sacks and is named MVP of the game.



Ryan

1987 — In March, Ron Jaworski, who set nearly every club passing record from 1977-1986, is put on waivers after the club decides not to guarantee his contract. The Eagles split their first two games of the season before the NFL was beset by a players strike. After all games of Week 3 were cancelled, the NFL resumed play with replacement teams for the next three weeks. The Birds replacement team goes 0-3 and sets the stage for a surge by the regular players when they return to work. Philadelphia's regulars proceed to win three straight after the strike and move into a tie for 2nd place in the NFC East. They go on to finish 7-8 overall (7-5 in non-strike games) and due to a tie-breaking system, rank 4th in the NFC East behind Dallas and St. Louis who also posted 7-8 marks. Offensively, WR Mike Quick earns his fifth consecutive trip to the AFC-NFC Pro Bowl while QB Randall Cunningham (Pro Bowl 1st alternate) emerges as a rising talent. Cunningham threw 23 TD passes and became the first QB to lead his team in rushing (505 yards) since the Bears' Bobby Douglas did so in 1972. The defense was led by DE Reggie White, who was named the NFL's defensive player of the year. White's 21 sacks set an NFC record and fall one shy of the NFL mark.

1988 — The Eagles post the NFL's best mark (6-1) over the final seven weeks of the regular season en route to a 10-6 record and the NFC Eastern division title. But their playoff fate is not sealed until moments after the conclusion of their 23-7 victory at Dallas in week 16. It is then that NY Jets' QB Ken O'Brien throws a TD pass to Al Toon to defeat the Giants and ensure the division title for the Eagles. Philadelphia then travels to Chicago for an NFC divisional playoff game against the Bears and a place in NFL history. The game, which begins in sunny, 29 degree weather, would later be dubbed "The Fog Bowl," after a thick fog rolls off Lake Michigan late in the 2nd quarter. Due to the fog, visibility on the playing field was extremely difficult and the Bears prevail, 20-12. The shining season



Cunningham

included the selection of QB Randall Cunningham, DE Reggie White and TE Keith Jackson as starters in the Pro Bowl. Cunningham also wins the Maxwell Football Club's Bert Bell Award as the NFL's top player. White leads the NFL in sacks for the second consecutive year and Jackson sets an Eagles' receiving record with 81 catches en route to earning rookie of the year honors from The Sporting News.

1989 — The Eagles used an aggressive, ball-hungry defense — which led the NFL in takeaways (56) and interceptions (30), and set a team record with 62 QB sacks — to finish 11-5. Philadelphia, however, finished second to the Giants in the NFC East (despite two victories in head-to-head competition) and faced the LA Rams in the Wild Card playoff. Although playing a post-season game at Veterans Stadium for the first time since 1981, the Birds fell 21-7. QB Randall Cunningham posted similar numbers to his superb '88 campaign despite missing receivers Mike Quick and Keith Jackson for most of the season due to injuries. A deeper loss came on Dec. 9, when quarterback coach Doug Scovil passed away. The second alternate to the Pro Bowl, Cunningham started for the NFC squad when injuries kept the other QBs from playing. CB Eric Allen led the NFC in interceptions with 8.

1990 — In February, Buddy Ryan hired Rich Kotite as offensive coordinator to improve the Eagles' sluggish attack. At season's end, the offense led the NFL in rushing (2,556) and the NFC in scoring (396) and TD passes (34). The defense led the NFL in stopping the run thereby making the Birds the first team to lead the league in both rushing categories since Chicago did so in 1985. A 10-6 record put Philadelphia in the playoffs once again, but the Eagles suffered their third opening round defeat in as many seasons. The 20-6 Wild Card loss to Washington signaled an end to the five-year Ryan era. Randall Cunningham flourished with 30 TD passes and 942 rushing yards, while rookie WRs Calvin Williams and Fred Barnett combined for 17 TDs.

1991 — On January 8th, team owner Norman Braman opted not to renew the contract of Buddy Ryan, the Eagles' head coach since 1986. On the same day, Braman promoted then-offensive coordinator Rich Kotite, making him the 18th head coach in club history. They opened with a 3-1 mark, their best start since 1981, despite having lost QB Randall Cunningham for the year due to a knee injury suffered at Green Bay on opening day. After coming on to lead the Eagles to their solid start, backup QB Jim McMahon was also injured in game 5. With McMahon sidelined, the Birds suffered through a four-game skid. By mid-season, Philadelphia had used five quarterbacks in eight games and seen its record sink to 3-5. The Eagles regrouped, however, and surged into contention for a playoff spot with a six-game winning streak (the club's longest since the start of '81) that upped their record to 9-5. But a loss at home to Dallas in game 15 ended Philadelphia's playoff hopes. The defense finished the season ranked #1

in the NFL in terms of fewest yards allowed overall, vs. the run, and vs. the pass. As such, the Birds became only the fifth club in NFL history and the first since 1975 to accomplish this rare triple. In addition, the Eagles' defense led the NFL in sacks and fumble recoveries and tied for the league lead in takeaways. Five members of that defensive unit represented the Eagles in the AFC-NFC Pro Bowl — DEs Reggie White and Clyde Simmons, DT Jerome Brown, and LB Seth Joyner were selected as starters while CB Eric Allen also made the NFC squad. The selection of White, Simmons, and Brown marked only the sixth time in NFL history that three defensive linemen from one team were elected to the Pro Bowl.

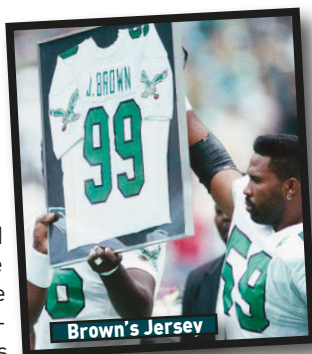


1990s Eagles

1992 — The Eagles were dealt a huge blow before the season even began as all-pro defensive tackle Jerome Brown was killed in an auto-



mobile accident on June 25th in his hometown of Brooksville, FL. The tragedy overshadowed the promise of the upcoming season which included the return of QB Randall Cunningham - out almost the entire '91 season with a knee injury - as well as the addition of RB Herschel Walker whom the Eagles acquired as a free agent just three days before Brown's death. They finished second in the NFC East with an 11-5 record and returned to the playoffs, earning a Wild Card victory over the Saints before dropping a Divisional Playoff to the eventual Super Bowl champion Dallas Cowboys. The win over the Saints was the team's first postseason victory since 1981 and its first road playoff conquest since 1949. Off the field, a September 24th ruling by U.S. District Judge David Doty paved the way for free agency in the NFL by finding the league's "Plan B" policy in violation of federal antitrust laws and provided the four plaintiffs in the suit with an opportunity to sign with another club. Among those four was Eagles TE Keith Jackson, who four days later inked a deal with the Miami Dolphins.



1993 — In January, the NFL and the Players Association signed a Collective Bargaining Agreement, a 7-year deal that would institute a form of limited free agency to replace the "Plan B" system. The most prominent NFL player affected by the settlement was the Eagles' all-time sack leader Reggie White, who went on to sign with the Green Bay Packers on April 5th. On the field, the Eagles produced an 8-8 record. After a flying start in which the Birds jumped out to a 4-0 record on the strength of three consecutive dramatic come-from-behind wins, season-ending injuries to QB Randall Cunningham, WR Fred Barnett and others were followed by a six-game losing streak (their worst skid since '83). Nonetheless, backup QB Bubby Brister led them to wins in 4 of their final 6 contests, a stretch that kept them in the playoff hunt until the final week of the season.

1994 — A new chapter in Eagles history began on April 6th when Norman Braman, the team's owner since 1985, reached an agreement in principle to sell the franchise to Jeffrey Lurie, a Boston native and president of a Hollywood-based movie production company. Once NFL owners voted to approve the sale on May 6th, Lurie officially took over the club on May 17. Despite losing the opener, the Eagles won 7 of their next 8 games, including a 40-8 thumping of the eventual Super Bowl champion 49ers. However, they lost their final 7 games and finished out of the playoffs. Two days after the season, Rich Kotite's 4-year reign as head coach ended. Herschel Walker became the first player in league history to record a 90-plus yard run, reception, and kickoff return in a single season. Only one other player - Bobby Mitchell - had previously recorded that trifecta in a career. With back-to-back 100-yard rushing performances, rookie RB Charlie Garner became only the 7th back in NFL history to top the century mark in his first two contests. DE William Fuller, a free agent acquisition from Houston, notched at least one sack in 7 straight games and broke the club record of 6 shared by Reggie White and Clyde Simmons.



1995 — On February 2, Jeffrey Lurie named 49ers defensive coordinator Ray Rhodes as the 19th head coach in team history. Eleven months and a playoff victory later, that decision resulted in NFL coach of the year honors. Rodney Peete took over at QB after a 1-3 loss and led

them to 9 wins in their final 12 games. RB Ricky Watters, one of the NFL's most prominent free agent acquisitions of the year, combined with Charlie Garner to give Philadelphia the league's 4th best rushing attack. In the postseason, the Eagles routed the favored Detroit Lions, 58-37, in a Wild Card game. A week later, they bowed out to the eventual Super Bowl champion Cowboys. At season's end, Watters, DE William Fuller (an NFC-high 13 sacks), and LB William Thomas (7 INTs) went to the Pro Bowl. Off the field, Lurie and his wife, Christina, oversaw the formation of Eagles Youth Partnership (EYP). The charitable wing of the Eagles, EYP was formed in order to improve the quality of life and enhance opportunities for children in the Greater Philadelphia region.

1996 — For the second consecutive year the Eagles compiled a 10-6 regular season record and earned a playoff berth. As such, Ray Rhodes became the first coach to lead the Eagles into the playoffs in each of his first two seasons at the helm. In the NFC Wild Card game, however, the Eagles fell, 14-0, to San Francisco in a rain-drenched 3Com Park. For the third time in six seasons, the Eagles lost their starting QB to injury early on as Rodney Peete ruptured a tendon in his right knee vs. Dallas. Ty Detmer led the Birds to four straight wins and teamed with WR Irving Fryar and RB Ricky Watters to fuel the conference's #1 offense (351.7 yds/game). Watters earned a Pro Bowl berth with personal bests in rushing atts. (353), rushing yards (1,411), TDs (13), and total yards from scrimmage (a league-leading 1,855). DE William Fuller led the team with 13 sacks en route to his 3rd straight Pro Bowl. MLB James Willis' interception in the end zone in the final moments of game 9 at Dallas sealed a big win. Willis' theft off QB Troy Aikman and subsequent lateral to CB Troy Vincent resulted in a 104-yard TD return.

1997 — After a 4-6 start clouded the club's shot at the post-season, the Eagles turned to 2nd-year QB Bobby Hoying. A 2-0-1 record in his first three starts brought them back into contention, but ended the year with a 6-9-1 record. Injuries plagued the club as 42 different players started, including three different QBs (Ty Detmer, Rodney Peete and Hoying). Irving Fryar posted 86 receptions and Ricky Watters became the first Eagle to top the 1,000-yard rushing plateau in three consecutive years. The defense's most memorable performance came in a win vs. Green Bay as they held the Pack without a TD, snapping a string of 85 games (incl. playoffs) in which they had scored a TD.

1998 — A disappointing 3-13 season led to the dismissal of head coach Ray Rhodes on December 28th, one day after the season finale. The Eagles started 0-5 before posting their first win. Duce Staley became the first Eagle draft pick to top the 1,000-yd. rushing plateau since Wilbert Montgomery (1981). On defense, the Eagles procured DE Hugh Douglas in a trade with the Jets. Douglas led the Eagles with a career-high 12.5 sacks, including a club-tying record of 4.5 at San Diego.

1999 — Former Green Bay quarterback coach Andy Reid was named head coach on January 11th. Three months later, the club used the 2nd overall draft choice to select QB Donovan McNabb, one of the most accomplished athletes to ever come out of Syracuse. Their 2-7 start prompted Reid to insert McNabb into the starting lineup for six of the final seven contests. In his first start on Nov. 14th vs. Washington, McNabb sparked the Eagles to a 35-28 win over the Redskins. RB Duce Staley garnered his second straight 1,000-yd. rushing season and accounted for a NFL-best 41% of his team's offense. New defensive coordinator Jim Johnson turned up the heat as his troops accounted for a league-best 46 take-aways, including 28 interceptions (3rd in



YEAR-BY-YEAR HISTORY



NFL), five of which were returned for TDs (a team record). FS Brian Dawkins and CB Troy Vincent earned their first Pro Bowl selections. Vincent's 7 INTs tied for the league lead and became the first Eagle to top the entire NFL in INTs since 1972 (Bill Bradley). Although the Eagles finished 5-11, Reid implemented a positive attitude in his young group of players that included 14 true rookies on the season-ending roster.

2000 — Andy Reid, the NFL's coach of the year, led the Eagles to the greatest turnaround in franchise history, finishing 2nd in the NFC East at 11-5. The season started with a perfectly executed onside kick by David Akers to kickoff the season opener at Dallas, leading to a 41-14 win. The Eagles won 10 of their next 13 contests and earned the top Wild Card spot in the NFC. In the playoffs, the Eagles overwhelmed Tampa Bay, 21-3, before losing to the eventual NFC Champion NY Giants in the Divisional Playoffs. After RB Duce Staley went down for the season with a foot injury in game 5, Donovan McNabb became a legitimate MVP candidate (he finished 2nd in AP voting to Rams RB Marshall Faulk). McNabb accounted for 74.6% of the team's total net yards. TE Chad Lewis led all NFC tight ends in receptions (69) and earned his first trip to the Pro Bowl. The defense featured 3 Pro Bowlers in CB Troy Vincent, DE Hugh Douglas (15 sacks, 2 in playoffs), and MLB Jeremiah Trotter. First round draft choice DT Corey Simon recorded a rookie team-record 9.5 sacks.

2001 — The Eagles captured their first NFC Eastern Division Championship since 1988 and their first appointment in the NFC title game since 1980. Adversity hit this club early and often. The first preseason game was cancelled due to problems with the Veterans Stadium turf. C Bubba Miller was lost to a season-ending foot injury. And they dropped their season opener in overtime to the Rams before true adversity devastated the entire world on September 11th when terrorist attacks struck the World Trade Center and the Pentagon. As a result, a week's worth of NFL games were postponed. The Eagles were 2-2 before beating the Giants, 10-9, on Monday Night Football for the first time since 1996 (a span of nine games). The Eagles won 8 of their last 10 games, including a dramatic 24-21 win over the Giants on December 30 to clinch the NFC East title. In the playoffs, the Eagles defeated the Bucs and in the Divisional playoffs, Donovan McNabb won his homecoming to Chicago, 33-19, at Soldier Field. The Pro Bowlers on defense were Hugh Douglas, Jeremiah Trotter, Troy Vincent, and Brian Dawkins. The unit allowed a league-low 64 points in 8 road games. In fact, their 7-1 road record was the best in club history. David Akers earned his first Pro Bowl berth and set a club record with 17 consecutive FGs made.

2002 — In the 31st and final season at Veterans Stadium, the Eagles set a team record for points scored (415) and sent a league-high 10 players to the Pro Bowl. However, they fell in the NFC Championship game for the second consecutive season. Andy Reid, the consensus coach of the year, proved the Eagles were not a one-man show, winning five of six games without Donovan McNabb (broken ankle). McNabb returned for the playoffs and directed a win in the Divisional playoff after 3rd QB A.J. Feeley started the final five games, winning his first four. Although the Eagles lost their season finale to the Giants, they were still able to clinch home



field after the Jets trounced the Packers in the same stadium one day later. The defense finished in the top five in numerous categories and sent four players to the Pro Bowl: CB Troy Vincent, CB Bobby Taylor, FS Brian Dawkins, and DE Hugh Douglas. The offensive line also featured multiple Pro Bowl selections for the first time since 1980 with Tra Thomas, Jon Runyan and Jermaine Mayberry. Kicker David Akers notched 133 points to earn a Pro Bowl berth.

2003 — In a season marred with injuries and controversy, the Eagles captured their third consecutive NFC East division title and third straight trip to the NFC title game, a loss to Carolina. Lincoln Financial Field officially became the Eagles new nest with a season-opening Monday night contest vs. Tampa Bay. But the Eagles not only lost their first two contests, they were left without the services of DBs Brian Dawkins and Bobby Taylor for a large chunk of the season (foot injuries). Then LB Carlos Emmons (ankle) and Brian Westbrook (triceps) were felled by season-ending ailments in December. After a 2-3 start, the Eagles rattled off nine straight wins, tying a team record previously set in 1960. That win streak was propelled by an improbable win at NYG on October 19. Trailing the Giants 10-7 with 1:34 to play, Westbrook returned a punt 84 yards for a dramatic, game-winning score. They ended up earning home-field advantage in the playoffs for the 2nd straight season. After suffering through a QB rating of 51.1 in the first six games, a thumb injury in his throwing hand, and disgraceful, racial commentary by former ESPN analyst Rush Limbaugh following the 0-2 start, McNabb thrived. He garnered NFC offensive player of the month honors in November, leading the team to a 5-0 month. He engineered a come-from-behind playoff win vs. Green Bay before suffering a rib injury a week later vs. Carolina that sidelined him in the 4th quarter. The Eagles employed a unique running back trio (Westbrook, Correll Buckhalter, and Duce Staley), dubbed the "three-headed monster," that racked up 1,618 rushing yards, 2,465 total yards from scrimmage, and 29 total TDs.



2004 — One of the most eventful off-seasons in team history helped propel the Eagles to their first NFC Championship and subsequent Super Bowl appearance in 24 years. Although they lost a hard-fought battle to the Patriots, 24-21, in Jacksonville, the Eagles milestones were plentiful as they captured their 4th consecutive NFC East division title and won a franchise record 13 regular season games. Andy Reid became the winningest coach in franchise history surpassing Greasy Neale. On the first day of the free agent signing period, they inked DE Jevon Kearse and later acquired WR Terrell Owens in a trade. Owens ended up with 77 catches for 1,200 yards and 14 scores. Donovan McNabb also turned in a stellar campaign, completing 64% of his passes for 3,875 yards, 31 TDs and just 8 INTs for a career-high 104.7 QB rating. He became the first player in NFL history to finish a season with 30+ TD passes and fewer than 10 INTs and his 24 consecutive completions over a span of two games set an NFL record previously set by Joe Montana (22) in 1987. McNabb, Owens, Brian Westbrook and Tra Thomas earned Pro Bowl berths on the offense. The defense was led by Kearse, a trio of Pro Bowl defensive backs (Brian Dawkins, Michael Lewis, and Lito Sheppard), and Jeremiah Trotter, who earned a Pro Bowl berth despite not starting until game 9. Trotter returned in July after being released by the Redskins. K David Akers, who set a NFL record with 17 FGs of





40-yards-or-more, and LB Ike Reese both earned Pro Bowl berths on special teams. In all, a league-best 10 Eagles earned trips to Hawaii. The Eagles stormed out to a 7-0 record and clinched the NFC East title with 5 games remaining. They clinched home field advantage in the NFC after starting 13-1. In the playoffs, the Eagles topped Minnesota in the Divisional round and Atlanta in the Championship game.

2005 — Stymied by injuries and a plethora of off-the-field distractions, the Eagles finished with a 6-10 record and out of the playoffs for the first time since 1999. The defending NFC champions began the season with a 4-2 record, including a dramatic come-from-behind win at Kansas City in which they overcame a 27-6 first half deficit to win, 37-31, and an equally heart-stopping victory vs. San Diego in which Matt Ware returned a blocked field goal 65 yards for the game-winning touchdown late in the fourth quarter. WR Terrell Owens was suspended for four games for conduct detrimental to the team and ended up not playing in the final nine games of the season. MLB Jeremiah Trotter earned his fourth Pro Bowl berth with a team-high 169 tackles. Reggie White's #92 was officially retired in an emotional halftime ceremony of a Monday night contest vs. Seattle on December 5. The ceremony included Reggie's wife, Sara, and their two children, as well as more than 20 of his former teammates and coaches.



2006 — The Eagles claimed their fifth NFC East title in six years as they reeled off five consecutive wins at the end of the regular season to finish 10-6. The Eagles jumped out of the gate with a 4-1 record. The hot start was capped off by an emotional 38-24 victory vs. Dallas on Oct. 8, when Lito Sheppard made two crucial INTs, the second of which he returned 102 yards for a touchdown in the waning seconds. However, the team then lost five of their next six contests and Donovan McNabb for the remainder of the season with a torn ACL, which he suffered in a Nov. 19 loss to Tennessee. Jeff Garcia was handed the reins, and after a devastating 45-21 loss at Indianapolis, rallied the Eagles to five straight wins. The Eagles swept a treacherous three-game road stretch against division rivals, including a Christmas Day win at Dallas. The following week, Andy Reid was able to rest his starters in the season finale vs. Atlanta when news arrived in the 1st quarter that they had clinched the NFC East title with a Cowboys loss to Detroit. The Eagles used a 38-yd. walk-off field goal by David Akers to capture a 23-20 Wild Card victory against the Giants, but came out on the losing end of a 27-24 battle at New Orleans in the Divisional round. Brian Dawkins, Shawn Andrews and Lito Sheppard earned Pro Bowl berths. Brian Westbrook tallied his first 1,000-yard rushing season and the offensive line was one of two squads in the NFL to start the same five linemen in all 16 games.



2007 — In the team's 75th anniversary season, the Eagles could not overcome a 1-3 start as they finished 8-8 and out of the playoffs. RB Brian Westbrook set two team records for total yards from scrimmage (2,104) and receptions (90). He became the first Eagle to lead the league in total yards from scrimmage since 1996 (Ricky Watters) and the first NFL player from a non-Division I-A school to do so since 1979 (Philadelphia's Wilbert Montgomery). WR Kevin Curtis posted career highs in catches (77), yards (1,110), and total touchdowns (8) in his first season in Philadelphia after signing as a free agent. For the first time in franchise history, the Eagles featured three players (Westbrook, Curtis, Reggie Brown) with over 60 catches and 700 yards each. After that 1-3

start, the team managed to fight their way back to a 5-5 record as they headed into Gillette Stadium to face the 10-0 New England Patriots. A valiant effort by back-up QB A.J. Feeley went for naught as the Eagles fell, 31-28. Westbrook and Shawn Andrews earned Pro Bowl honors.

2008 — The Eagles were defeated in their fifth NFC Championship game appearance of the decade. In what seemed like a microcosm of their entire season, Philadelphia fell behind 24-6 in the NFC title game at Arizona, but stormed back to take a 25-24 lead, only to then have the Cardinals score the game-winning TD with under three minutes to play. The Eagles struggled to find consistency during the early portion of the season and hit rock bottom at 5-5-1 after a 36-7 blowout loss at Baltimore. But they rallied back into playoff contention entering the final week. They entered the final Sunday of the season needing a win over Dallas, a Tampa Bay loss to visiting Oakland and either a Chicago loss at Houston or a Minnesota loss vs. the Giants, to earn a playoff berth. The Raiders and Texans came up with thrilling upsets in the 1:00 pm games that day, before the Eagles pounded the division-rival Cowboys, 44-6, in a late afternoon contest. In the playoffs, the Eagles stingy defense carried them to impressive road victories at Minnesota (26-14) and in a rematch at New York (23-11) before being derailed by the Cardinals. Brian Dawkins and free agent newcomer CB Asante Samuel (4 interceptions in the regular season plus two in the playoffs) both earned Pro Bowl honors, while McNabb became the franchise's all-time leader in yards and touchdown passes. Dawkins became the franchise's all-time leader in interceptions (34), tying Eric Allen and Bill Bradley. K David Akers set team records for points (144) and field goals made (33). Head coach Andy Reid became the 37th coach in NFL history to reach the 100-win plateau and the 14th coach to reach double digit victories in playoff history. Samuel set an NFL post-season record with his 4th INT returned for a score and rookie WR DeSean Jackson led the team with 62 receptions and 912 yards, most ever by an Eagles rookie WR.



2009 — The Eagles got off to a strong start, winning five of their first seven games, despite losing QB Donovan McNabb for two games with a rib injury. They hit a midseason snag after losing back-to-back games to rival Dallas and eventual AFC West Champion San Diego to fall to 5-4. A late-season rally saw the Eagles rattle off six straight wins, their longest streak in the regular season since 2003. Entering the final week of the season, Philadelphia had hopes of securing its sixth NFC East title of the decade and a first-round bye in the playoffs. However, a second loss to the Cowboys in the season finale dropped the Eagles to the sixth seed and forced a rematch between the division rivals in the Wild Card round, where they again fell to the Cowboys, 34-14. Led by DeSean Jackson (62 receptions, 1,156 yards and 9 TDs), the Eagles saw their young skill position players flourish. The speedy WR/KR became the first player in NFL history to be named to the Pro Bowl at two positions, recording an NFL record-tying eight touchdowns of 50-plus yards and leading the league with a 15.2 yard punt return average. TE Brent Celek (76 receptions, 971 yards, 8 TDs) established himself as a reliable weapon and one of the elite tight ends in the NFL. The infusion of young players on offense continued with rookie WR Jeremy Maclin (D1-09) and rookie RB LeSean McCoy (D2-09). Maclin followed in Jackson's footsteps, finishing his first season as one of the top rookie wide outs with 56 catches for 773 yards and four touchdowns. Meanwhile, McCoy proved to be a valuable asset in the running game as he led the team and set the Eagles rookie rushing record with 637 yards. K David Akers, DE Trent Cole, T Jason Peters, CB Asante Samuel, FB Leonard Weaver, and LS Jon Dorenbos all joined Jackson in earning Pro Bowl honors. Head coach Andy Reid contract's was extended through 2013.



2010 — The Eagles set franchise records for points (439) and total net yards (6,230) en route to an NFC East Division title, their 6th under head coach Andy Reid. Philadelphia met the eventual Super Bowl champion Packers in the Wild Card round, but lost, 21-16, at home. QB Michael Vick emerged as one of the NFL's top quarterbacks after taking over for an injured Kevin Kolb in the season opener. In his first year as a starter since 2006, he achieved career highs in passing TDs (21), yards (3,018), QB rating (100.2), comp. % (62.6) and rushing TDs (9) - earning him a trip to Hawaii as the NFC's starting quarterback in the Pro Bowl. He became only the 2nd QB in NFL history to throw for 3,000+ yards, rush for 500+ yards, and accrue a 100+ QB rating in a season. Vick had plenty of weapons surrounding him on the league's second-ranked offense. DeSean Jackson (47 receptions, 1,056 yards and 6 TDs) led the league in yards per catch (22.5) and became the first player in league history to return a punt for a game-winning touchdown as time expired on 12/19/10, capping off a historic comeback against the Giants. The Eagles trailed 31-10 with 8:17 remaining in the 4th quarter, but rallied for four touchdowns, including Jackson's miraculous return. WR Jeremy Maclin (70 receptions, 964 yards and 10 TDs) led the team in TDs and was second on the team in receptions and receiving yards. The duo combined for 2,020 yards, which was the 3rd-most output of any WR duo in the NFL. RB LeSean McCoy was fourth in the NFL in yards from scrimmage (1,672). CB Asante Samuel finished 2nd in the league in INTs (7) despite only playing in 11 games. David Akers, Jackson, T Jason Peters and Samuel all were selected to the Pro Bowl alongside Vick.



2011 — The Eagles finished the 2011 campaign 8-8, second in the NFC East. The offense was fueled by running back LeSean McCoy, who rushed his way into the Eagles record books by scoring 20 total touchdowns, including 17 on the ground, breaking the team records set by Hall of Fame back Steve Van Buren in 1945. A Pro Bowl selection for the first time, McCoy established new career-highs running the ball 273 times for 1,309 yards. His yardage total was the fifth-most in team history and ranked fourth in the NFL. The offense set franchise records with 6,386 total yards and 356 first downs. Quarterback Michael Vick set career marks in attempts (423), completions (253) and yards (3,303) while becoming the second player in league history (former Eagle Randall Cunningham) to surpass the 3,000-yard passing mark and 500-yard rushing plateau in consecutive seasons. Along the way, he surpassed Cunningham's all-time benchmark for rushing yards by a quarterback. For the first time in franchise history, the Eagles boasted three players (wide receivers DeSean Jackson, Jeremy Maclin and tight end Brent Celek) with 800+ receiving yards in the same season. On defense, the Eagles tied for the league lead with 50 sacks, including 18 from free agent signee defensive end Jason Babin (third in the NFL) and 11 from fellow DE Trent Cole. Their 29 combined sacks were the second most in team history by a duo, bested only by Reggie White and Clyde Simmons (33 in 1992). Babin earned his second straight Pro Bowl berth for his efforts. Left tackle Jason Peters also earned Pro Bowl honors for the fifth straight year, the last three coming in Philadelphia.



2012 — After 14 years in Philadelphia, the Eagles dismissed head coach Andy Reid on December 31st after finishing the season with a disappointing 4-12 record. Following a promising 3-1 start to the season, including a win over the Super Bowl Champion Baltimore Ravens, the Eagles dropped 10 consecutive games and would win only one of their final 12 games on the schedule. Throughout the season, the Birds were plagued by injuries on the offensive line as G Evan Mathis was the only offensive lineman to start all 16 games in 2012. Offensively, the Eagles were paced by WR Jeremy Maclin who became just the eighth wide receiver in NFL history to have at least 55 catches and 750 receiving yards in each of his first four seasons after notching 69 catches for 857 yards and seven touchdowns. RB LeSean McCoy accumulated 1,213 scrimmage yards (840 rushing, 373 receiving) and five touchdowns, including a career-high three receiving scores. Newcomer LB DeMeco Ryans provided a steady force at the MLB position for the Birds, recording a team-high 148 tackles and a franchise-record 16 tackles for a loss in his first season with the team. After stepping in for an injured QB Michael Vick in Week 10, rookie QB Nick Foles started six of the final seven games of the season and established Eagles rookie records in passing yards (1,699), attempts (265) and completions (161), while fellow first-year standout DT Fletcher Cox led all rookie defensive tackles with 5.5 sacks.

2013 — Under the direction of first-year head coach Chip Kelly, the Eagles rebounded from a disappointing 4-12 season in 2012 to win 10 games and secure their first NFC East title since 2010 in record-breaking fashion. Kelly became the first rookie head coach in Eagles history to win the division in his first year on the job and just the second head coach since the merger to win a division title in his first season on an NFL staff. Philadelphia set franchise records in points (442), total net yards (6,676), touchdowns (53) and passing yards (4,406), while also turning the ball over fewer times (19) than any previous Birds squad. Offensively, LeSean McCoy finished with a franchise-best and NFL-leading 1,607 rushing yards and 2,146 yards from scrimmage, while Nick Foles recorded the third-highest quarterback rating (119.2) in NFL history after throwing for 27 touchdowns and two interceptions. The duo became the first pair in NFL history to lead the league in rushing yards and passer rating. WR DeSean Jackson set career highs in receptions (82) and receiving yards (1,332), and tied his personal best with nine receiving touchdowns. The Eagles attack was anchored by an offensive line that started all 16 games together for the first time since 2006 and featured two All-Pro selections in Evan Mathis and Jason Peters, who also garnered Pro Bowl honors along with McCoy. Under new defensive coordinator Bill Davis who implemented a 3-4 defensive scheme, Philadelphia held their opponents to 21 points or less in nine straight games during the middle of the season and finished the year ranked tied for third in games in which the defense held their foes to 21-or-fewer points with 12. DeMeco Ryans paced the defense with a career-high 177 tackles, four sacks and two interceptions while cornerback Brandon Boykin ranked tied for second in the NFL with six interceptions despite playing in just 51 percent of the team's defensive snaps. Trent Cole excelled following a transition from defensive end to outside linebacker in the new 3-4 scheme, recording a team-high eight sacks. Linebacker Mychal Kendricks emerged as a playmaker, collaring 137 tackles, three interceptions and four fumble recoveries.



YEAR-BY-YEAR HISTORY



2014 — The Eagles continued to build an identity as one of the offensive leaders in the NFL, but key injuries and missed opportunities late in the season left Philadelphia outside of the playoff picture after finishing second in the NFC East. En route to their second-consecutive 10-6 record, the Eagles set franchise records in points (474), touchdowns (54), completions (390), gross passing yards (4,581) and first downs (356). Offensively, Philly was paced by Pro Bowlers RB LeSean McCoy, who rushed for 1,319 yards, and WR Jeremy Maclin, who established career highs in receptions (85) and receiving yardage (1,318). Despite battling injuries throughout the year, the Eagles offensive line saw three players receive Pro Bowl nods: T Jason Peters (also earned second-team All-Pro honors), G Evan Mathis and C Jason Kelce. At the quarterback position, QB Nick Foles led the team to a 6-2 record; however, a collarbone injury sustained in a Week 9 victory derailed Foles' season and opened the door for QB Mark Sanchez, who provided quality depth at the position, setting the team record for completion percentage (64.1 pct.). Defensively, Philadelphia was led by LB Connor Barwin, who led the NFC with 14.5 sacks en route to his first-career Pro Bowl nod and second-team All-Pro honors. DE Fletcher Cox joined Barwin on the All-Pro team after continuing to develop into one of the league's most disruptive defensive linemen. The Eagles finished the season tied for second in the NFL with 49 sacks, while also notching 11 return touchdowns (four on defense, seven on special teams) - the third-highest total in NFL history. The special teams unit made a large impact in 2014, with punt returner Darren Sproles earning second-team All-Pro and Pro Bowl honors after leading the league with a 13.0 punt return average and two PR touchdowns. Rookie K Cody Parkey broke the NFL's all-time



Barwin



FOX's 2014 Galloping Gobbler

rookie scoring record with 150 points, while RB Chris Polk and WR Josh Huff each notched kickoff return scores of 100+ yards, becoming the first team to have two such returns by different players since the 1970 Green Bay Packers.

2015 — The Eagles struggled to find consistency during the 2015 season, finishing with a 7-9 record and missing the playoffs for the second-consecutive season. After spending the majority of three seasons in Philadelphia, head coach Chip Kelly was released from his contract prior to the team's Week 17 contest against the New York Giants, and interim head coach Pat Shurmur led the team to a win in the team's season finale. Offensively in 2015, the Eagles were paced by the play of QB Sam Bradford, who was acquired by the team during the 2015 offseason as part of a trade with the St. Louis Rams. Bradford started 14 games for the Birds, setting team records in completions (346) and completion percentage (65.0%), while finishing fourth in team history in passing yards (3,725). Bradford was supported by the emergence of two young pass catchers in WR Jordan Matthews and TE Zach Ertz. Matthews led the team in receptions (85), receiving



Cox

yards (997) and touchdown catches (eight), while finishing the season with the 10th-most receptions (152) in NFL history by a player in the first two seasons of his career. In his third year in Philadelphia, Ertz set career highs in both receptions (75) and receiving yards (853) and flourished at the end of season, recording 35 catches and 450 yards receiving over the final four weeks of the campaign. His 450 yards over the final four weeks of the season was the highest total in NFL history by a tight end from Weeks 14-17. On the offensive line, T Jason Peters earned his third-consecutive Pro Bowl nod and his eighth-career invitation to the annual all-star game. Defensively, DE Fletcher Cox cemented his place among the league's top defensive linemen, earning his first-career Pro Bowl honors and second-team AP All-Pro accolades after posting a career high in sacks (9.5) and tackles (104). S Malcolm Jenkins continued to provide stability in the team's secondary during his second season in Philadelphia, pacing the team with 120 tackles and 15 passes defended, while finishing behind only Cox (16.5) in tackles for loss (13). Rookie LB Jordan Hicks made an impact in his first season in the league, recording 54 tackles, three fumble recoveries, two interceptions, one forced fumble and a sack in only eight games before suffering a season-ending pectoral injury in Week 9. RB Darren Sproles earned Pro Bowl honors as a return specialist for the second-straight year after leading the league in punt return yards (446) and punt return touchdowns (two), while finishing second in punt return average (11.7).

2016 — On January 18, 2016, Doug Pederson was named the new head coach of the Philadelphia Eagles. Prior to arriving in Philadelphia, Pederson spent the previous three seasons as the offensive coordinator for the Kansas City Chiefs. A 12-year NFL veteran, Pederson played quarterback for the Eagles in 1999 and worked on the team's coaching staff from 2009-2012. Later in the offseason, Eagles executive vice president of football operations Howie Roseman initiated a pair of trades that allowed the Eagles to move up from the 13th pick in the first round to the 2nd overall pick and select North Dakota State quarterback Carson Wentz. On September 3, QB Sam Bradford was traded to the Minnesota Vikings in exchange for a 2017 1st-round draft choice and a 2018 4th-round draft choice and Pederson named Wentz the opening-day starter. Wentz went on to set a team and all-time NFL rookie record with 379 completions, while posting franchise rookie records in pass attempts (607), passing yards (3,782), passing touchdowns (16) and completion percentage (62.4%). He also produced the 4th-most passing yards (3,782) in single-season team history and NFL rookie history. With Wentz at the helm of the offense, the team got off



Roseman, Wentz, Lurie, Pederson

to a fast start, as the Eagles won their first three games and headed into their Week 4 bye with a 3-0 record. Following the bye, the Eagles dropped four of the next six games, with all four losses coming on the road. The team's two wins during that stretch came at home against the previously 5-0 Minnesota Vikings and the eventual NFC Champion Atlanta Falcons. Although the team struggled in the back half of the season, they closed out the year with back-to-back home wins against division rivals New York and Dallas. On the offensive side of the ball, TE Zach Ertz led the team in receptions (78), receiving yards (816) and receiving TDs (4). Ertz's 78 catches were the 2nd-most ever by an Eagles tight end. On defense, DT Fletcher Cox was named to his second career Pro Bowl, DE Brandon Graham earned second-team AP All-Pro honors and Jordan Hicks led all NFL LBs with a career-high 5 INTs. K Caleb Sturgis connected on the most FGs in single-season team history (35).

YEAR-BY-YEAR HISTORY



2017 — During the 2017 offseason, the Eagles front office made a number of key acquisitions to bolster the roster. The team utilized free agency to add veterans like LeGarrette Blount, Nick Foles, Alshon Jeffery, Chris Long, Patrick Robinson and Torrey Smith, while also executing trades for veteran defenders Ronald Darby and Tim Jernigan. The team later traded for running back Jay Ajayi just before the NFL trade deadline in October. As a result of these personnel decisions, Eagles Executive Vice President of Football Operations Howie Roseman was named the 2017 Pro Football Writers of America Executive of the Year. After splitting the first two games of the regular-season, the Eagles hosted the New York Giants at Lincoln Financial Field in Week 3. Rookie K Jake Elliott hit a franchise record 61-yard field goal as time expired to lift the Eagles to a 27-24 win over their division rivals and kick off a nine-game win streak. During that winning streak which established the Eagles as the best team in the NFC, Philadelphia won in dominating fashion at Lincoln Financial Field (five double-digit wins at home followed the victory over the Giants) and the team was bruising and physical in road victories at the Los Angeles Chargers, Carolina and Dallas. The Eagles overcame injuries along the way, losing the likes of LB Jordan Hicks, LT Jason Peters and RB Darren Sproles. A December 3rd loss to the Seattle Seahawks sent the 10-2 Eagles to Los Angeles to play the Rams. Late in the third



quarter, QB Carson Wentz limped to the sideline after throwing his NFL-leading and franchise-record 33rd touchdown pass of the season to WR Alshon Jeffery. It was later determined that Wentz had torn the anterior cruciate ligament in his left knee. Despite missing the final three games of the regular season, Wentz turned in a season for the ages, as the second-year signal caller was named second-team All-Pro by the *Associated Press* and earned his first career Pro Bowl nod as the NFC starting QB. Wentz also finished 3rd in MVP voting, behind Tom Brady and Todd Gurley. Nick Foles helped Philadelphia close out the victory over the Rams to clinch Philadelphia's first NFC East title since 2013. One week later, Foles tossed four touchdown passes to beat the Giants on the road and secure a first-round bye in the playoffs. A 19-10 victory over the Oakland Raiders on Christmas Night provided the Eagles with homefield advantage throughout the NFC Playoffs. The Eagles finished the regular season with 13 wins, tying for the most in a single season in franchise history. On January 13th, the Eagles hosted the Atlanta Falcons in the first playoff game at Lincoln Financial Field since 2013. With the Eagles clinging to a 15-10 lead with just over 1 minute remaining in regulation, Atlanta set up for a fourth-and-goal play from the Philadelphia 2-yard line. Falcons QB Matt Ryan sprinted right and targeted WR Julio Jones in the end zone, but CB Jalen Mills leapt high in the air to defend the pass and the ball fell incomplete. Philadelphia ran out the remainder of the clock to advance to the NFC Championship Game against the Minnesota Vikings. On a picture-perfect January 21st evening at Lincoln Financial Field, the Eagles put together a masterpiece to blow away the Vikings. A defense that peaked down the stretch of the regular season gave up a first-possession touchdown to the Vikings and then scored on an INT return for a touchdown a few minutes later. It was a dominating performance by the defense that featured two takeaways and three stops in the red zone. Meanwhile, Philadelphia's offense rolled up 456 total net yards, including 352 yards and three touchdown passes from



Foles. After falling behind 7-0, the Eagles scored 38 straight points to defeat the Vikings 38-7 and advance to Super Bowl LII in Minneapolis. The Eagles met a familiar Super Bowl foe in Minnesota, as Super Bowl LII pitted Philadelphia against the New England Patriots in a rematch of the team's last Super Bowl appearance: a 21-24 loss to the Patriots in 2004. In Super Bowl LII, offense ruled the night and records were set, including the most combined yards in any NFL game (1,151) and the most combined passing yards (874) in NFL postseason history. Philadelphia found the end zone first when Foles connected with Jeffery on a 34-yard touchdown pass to take a 9-3 lead. Former Patriots RB LeGarrette Blount rumbled for a 21-yard touchdown in the second quarter to give Philadelphia a 15-3 advantage, but New England responded to bring the score to 15-12 with just over two minutes remaining in the first half. A 55-yard pass from Foles to rookie RB Corey Clement moved the Eagles offense inside the Patriots 10-yard line and set the stage for one of the most memorable moments in Philadelphia sports history. Following the big play to Clement, Philadelphia reached the Patriots 1-yard line and executed the now-famous "Philly Special." On fourth-and-goal, Head Coach Doug Pederson dialed up a stunner: the direct snap went to Clement, who flipped the ball to TE Trey Burton, who rolled right and tossed a pass to a wide-open Foles, who had leaked out, uncovered, into the right flat. Foles caught the pass for a touchdown that boosted Philadelphia's lead to 22-12 at the half. The score marked the first touchdown catch by a quarterback in a Super Bowl. New England opened the second-half scoring with a touchdown pass to TE Rob Gronkowski, but Foles responded by hitting Clement in the back of the end zone for a 22-yard score. New England fought back and eventually took a 33-32 lead with less than 10 minutes remaining in the fourth quarter. However, true to its 2017 form, Philadelphia showed its resiliency, as Foles and the offense orchestrated a 14-play, 75-yard scoring drive that ended when TE Zach Ertz stretched the ball over the goal line on an 11-yard reception to help the Eagles re-take the lead at 38-33. With just over two minutes left in the game, Brady took the field in hopes of leading New England to its second-straight come-from-behind Super Bowl victory, but the Philadelphia defense had other plans. On second down, DE Brandon Graham delivered the final blow of the game when he reached Brady and punched the ball loose. Rookie DE Derek Barnett recovered the fumble and Elliott kicked a 46-yard field goal with 1:10 left on the clock to give the Eagles a 41-33 lead. The kick proved to be the game's final points, as Brady's last-ditch hail mary hit the ground in the end zone and the clock struck zero. Green, white and silver confetti fell from the rafters at U.S. Bank Stadium in Minneapolis, fans packed the streets in Philadelphia and Eagles fans around the world rejoiced. The 2017 Eagles had captured the first Super Bowl title in franchise history and their first NFL Championship since 1960. Pederson became the eighth head coach in NFL history to win the Super Bowl in his first two seasons as a head coach and the seventh to win the Super Bowl in his first playoff run. Pederson became just the fourth head coach in NFL history to lead his team to a Super Bowl title following a sub-.500 record the previous season, joining Bill Walsh (1981 49ers), Dick Vermeil (1999 Rams) and Bill Belichick (2001 Patriots).

Foles. After falling behind 7-0, the Eagles scored 38 straight points to defeat the Vikings 38-7 and advance to Super Bowl LII in Minneapolis. The Eagles met a familiar Super Bowl foe in Minnesota, as Super Bowl LII pitted Philadelphia against the New England Patriots in a rematch of the team's last Super Bowl appearance: a 21-24 loss to the Patriots in 2004. In Super Bowl LII, offense ruled the night and records were set, including the most combined yards in any NFL game (1,151) and the most combined passing yards (874) in NFL postseason history. Philadelphia found the end zone first when Foles connected with Jeffery on a 34-yard touchdown pass to take a 9-3 lead. Former Patriots RB LeGarrette Blount rumbled for a 21-yard touchdown in the second quarter to give Philadelphia a 15-3 advantage, but New England responded to bring the score to 15-12 with just over two minutes remaining in the first half. A 55-yard pass from Foles to rookie RB Corey Clement moved the Eagles offense inside the Patriots 10-yard line and set the stage for one of the most memorable moments in Philadelphia sports history. Following the big play to Clement, Philadelphia reached the Patriots 1-yard line and executed the now-famous "Philly Special." On fourth-and-goal, Head Coach Doug Pederson dialed up a stunner: the direct snap went to Clement, who flipped the ball to TE Trey Burton, who rolled right and tossed a pass to a wide-open Foles, who had leaked out, uncovered, into the right flat. Foles caught the pass for a touchdown that boosted Philadelphia's lead to 22-12 at the half. The score marked the first touchdown catch by a quarterback in a Super Bowl. New England opened the second-half scoring with a touchdown pass to TE Rob Gronkowski, but Foles responded by hitting Clement in the back of the end zone for a 22-yard score. New England fought back and eventually took a 33-32 lead with less than 10 minutes remaining in the fourth quarter. However, true to its 2017 form, Philadelphia showed its resiliency, as Foles and the offense orchestrated a 14-play, 75-yard scoring drive that ended when TE Zach Ertz stretched the ball over the goal line on an 11-yard reception to help the Eagles re-take the lead at 38-33. With just over two minutes left in the game, Brady took the field in hopes of leading New England to its second-straight come-from-behind Super Bowl victory, but the Philadelphia defense had other plans. On second down, DE Brandon Graham delivered the final blow of the game when he reached Brady and punched the ball loose. Rookie DE Derek Barnett recovered the fumble and Elliott kicked a 46-yard field goal with 1:10 left on the clock to give the Eagles a 41-33 lead. The kick proved to be the game's final points, as Brady's last-ditch hail mary hit the ground in the end zone and the clock struck zero. Green, white and silver confetti fell from the rafters at U.S. Bank Stadium in Minneapolis, fans packed the streets in Philadelphia and Eagles fans around the world rejoiced. The 2017 Eagles had captured the first Super Bowl title in franchise history and their first NFL Championship since 1960. Pederson became the eighth head coach in NFL history to win the Super Bowl in his first two seasons as a head coach and the seventh to win the Super Bowl in his first playoff run. Pederson became just the fourth head coach in NFL history to lead his team to a Super Bowl title following a sub-.500 record the previous season, joining Bill Walsh (1981 49ers), Dick Vermeil (1999 Rams) and Bill Belichick (2001 Patriots).



EAGLES AUTISM CHALLENGE



www.EaglesAutismChallenge.org

Within the past year, autism prevalence has increased from one in 68 children to one in 59. It is one of the fastest-growing developmental disorders in the country, yet autism has been historically underfunded, misunderstood and under-researched. The Eagles Autism Challenge is the team's signature cycling and 5K run/walk fundraising event dedicated to supporting innovative autism research and programs.

The charity event was spearheaded by Eagles Chairman and CEO Jeffrey Lurie in an effort to bring thoughtful leaders in the field of autism together. By collaborating on groundbreaking research, driving scientific breakthroughs and helping to establish Philadelphia as a hub for autism research and care, the Eagles Autism Challenge is creating a major shift from *awareness* to *action*.

On May 19, 2018, the inaugural event kicked off at the corner of 1 Lincoln Financial Field Way and Pattison Avenue. Led by Jeffrey Lurie, head coach Doug Pederson, players, coaches, alumni, cheerleaders and SWOOP, the Eagles Autism Challenge, in its first year, raised more than \$2.5 million for autism research.

A total of 3,319 participants came out to bike, run and walk for the cause, while a remarkable 24,700 donors across 20 countries supported their fundraising efforts.

In partnership with Children's Hospital of Philadelphia, Drexel University, and Thomas Jefferson University and Jefferson Health, a coalition of the top researchers and scientists was formed to bring fresh ways of thinking and the necessary resources to the field. One hundred percent of the participant-raised funds from the inaugural event were directed to the coalition.

What we learn will be shared both nationally and globally so that we can continue to transform lives and advance autism research.



Alshon Jeffery

Mack Hollins



Jeffrey Lurie



EAGLES CHARITABLE FOUNDATION



Jake Elliott



Jeffrey Lurie



Founded in 1995, Eagles Charitable Foundation (ECF) is a 501(c)(3) public charity committed to improving the health outcomes for youth in the Greater Philadelphia area.

ECF leverages the star power of the Philadelphia Eagles and uses its unique platform to focus on two specific areas of need in the community: **providing vital eye care for underserved youth** and **investing key resources into autism research and services**.

In order to have this monumental impact on the community, public and individual donors are called upon to lend a helping hand. The Eagles, corporations, foundations and kindhearted individuals have all played an integral role in supporting the more than one million children in the tri-state region that ECF has assisted since its inception.



Give Kids Sight Day

Give Kids Sight Day provides free vision screenings and eyeglasses to uninsured and underinsured children from the surrounding area. ECF and partnering organizations typically treat more than 1,000 children on this single day of free vision care.



Eagles Radiothon

In partnership with SportsRadio 94WIP, the Eagles Radiothon offers fans the opportunity to bid on exclusive sports and entertainment experiences involving their favorite Eagles players and 94WIP personalities. All proceeds support ECF.



Eagles Glasses Lab

The Eagles Glasses Lab travels in tandem with the Eagles Eye Mobile and makes students' glasses on-site. It only takes a few minutes to make a pair of glasses. Students walk away with their world transformed right before their eyes.

EAGLES EYE MOBILE



Jermame Mayberry

Travels to a different school each day to make free comprehensive vision care accessible for local youth. Each child receives an eye exam and if needed, prescription glasses are made on the spot by an optician in the accompanying Eagles Glasses Lab.

82,100+
Number of children
provided with vision
care (since 1995)

Co-founder
& Pro Bowl
guard



57,200+
Number of
eyeglasses
provided
(since 1995)

EAGLES IN THE COMMUNITY



As proud Philadelphians who take their responsibility to the community seriously, the Eagles believe there is no offseason to good citizenship.

Since Jeffrey Lurie became owner in 1994, the Eagles have generously contributed more than \$25 million in charitable giving to organizations and neighborhoods throughout the Greater Philadelphia region. Under Lurie's direct leadership and guidance, the Eagles continue to strengthen and support these organizations through joint effort partnerships, all based on the belief that strong non-profits build strong communities.

The Eagles host a variety of events and campaigns that aim to inspire, motivate and educate. As a professional football team, the Eagles have a unique platform to reach the community and have long-lasting effects.

The team takes great pride in serving the fans, local non-profits and the region at large, because to the Eagles, making the Delaware Valley proud is just as important off the field as it is on it.



Doug Pederson



Nigel Bradham

SOARING TO NEW HEIGHTS IN THE DELAWARE VALLEY

Eagles Care

2018 Eagles Care Partners



2017 Eagles Care Partners



2016 Eagles Care Partners



The Eagles Care initiative connects the team with local charitable organizations and works to strengthen each partner's impact in the community. At the end of the season, each non-profit group becomes an extension of the Eagles Care family where they continue to work closely with the team on community outreach events, while utilizing their newfound strengths to assist future Eagles Care partners.

2015 Eagles Care Partners



2014 Eagles Care Partners



2013 Eagles Care Partners



Community Mondays



Mack Hollins

Eagles players use their day off during the season to positively impact the region by visiting local children's hospitals, elementary schools, retirement and environmental centers, food pantries and more.

Huddle Up for Autism



This family-fun day at Lincoln Financial Field sets out to educate, raise awareness and fundraise for CHOP's Center for Autism Research. The signature event is designed specifically for individuals on the autism spectrum and their families.

Youth Football



Brandon Graham

The Eagles work with community groups to ensure that the game of football is being taught properly and that it continues to grow at the youth level. These partnerships outfit football programs with new equipment, create experiences and inspire young athletes.

Eagles Care Summit



Strong non-profits build strong communities. The annual Eagles Care Summit brings together representatives from nearly 100 charitable organizations across the Greater Philadelphia region for a day of networking and capacity building.

Playground Build



The entire Eagles organization teams up with a local elementary school and helps revitalize its playground. What was once a barren school yard transforms into a beautiful new space for play and recreation through this initiative.

NFL PLAY 60



With obesity rates in children nearly tripling, the Eagles have implemented the NFL PLAY 60 program into their community efforts as a way to encourage healthy eating and 60 minutes of daily exercise.

Carson Wentz

"You are a huge part of our Eagles family!"

-- Chairman and CEO Jeffrey Lurie to the millions of Eagles fans at the Parade of Champions on February 8, 2018.

The connection between the team and Eagles fans around the world has always been a special bond. As a result of the relentless passion and fan support that is on full display throughout the year, the Eagles make it a priority to offer unique experiences that engage the fanbase and create lifelong memories.

Annual events like Junior Pro Day, Junior Cheer Clinic, Football Festival for Women, Training Camp open practices and the Fantasy Draft Party, among others, have allowed fans to connect with their favorite team, players and franchise legends. Many of these programs have even developed into family traditions for some, bringing together loved ones from all over the country.

There is an Eagles experience for everyone, from the most veteran fan to the youngest.




Eagles Hall of Fame Brunch



Fantasy Draft Party at Lincoln Financial Field



Training Camp Open Practices



Junior Pro Day



KIDS CLUB Halloween Party




Junior Cheer Clinic



Football Festival for Women



GO GREEN PROGRAM



Rodney McLeod

The Eagles believe the path to sustainability is a journey, not a destination. With the opening of Lincoln Financial Field in 2003, the team's road to becoming an eco-friendly operation began.

What started with a blue recycling bin under each employee's desk has grown into a company-wide sustainability program that is reducing the organization's overall impact on the environment in a financially-responsible manner.

With the help of partners and fans, the Eagles have been able to develop a multi-year curriculum and action plan that incorporates green energy production, recycling, composting, energy efficiency and reforestation, among other ventures.

The Eagles, who wear the color "green" with pride, are committed to serving as environmental stewards for a community that gives so much to them throughout the year.

SOLAR & WIND ENERGY

In March 2012, the Eagles and NRG announced a sustainable energy partnership, which made the organization's vision of clean power at Lincoln Financial Field a reality. When the project became fully operational in February 2013, it allowed the Eagles' home in Philadelphia to be among the greenest major sports facilities in the world.

SOLAR & WIND STATISTICS

- One of the largest solar power systems in the NFL
- Produces around four megawatts of energy annually
- Four megawatts equates to roughly 33% of the team's annual energy usage and is about six times the amount of power needed for all of the team's 10 home games each season
- Through the purchase of renewable energy credits, 100% of the team's operations are powered by the sun and wind

WIND TURBINE FACTS

- 14 total
- Height: 15 feet
- Width: 9.8 feet
- Weight: 1,016 pounds



SOLAR PANEL FACTS

- 11,108 total
- 274,848 total square feet
- North Parking Lot: 8,096 panels
- Roof: 1,452 panels
- Solar Wing: 1,380 panels
- 11th Street Pavilion: 180 panels




GO GREEN PARTNERS



SUSTAINABILITY & ENVIRONMENTAL BIRDSEED

- Through the team's energy-from-waste program, the Eagles divert more than 99% of their waste from landfills
- Became the first pro sports team to achieve ISO 20121 certification, an international standard for sustainability procedures
- The installation of water filtration fountains at the team's facilities have saved more than 131,000 water bottles since 2015
- With the help of The Conservation Fund, the Eagles offset 100% of all team travel through the "Go Zero" program
- The team supports reforestation projects by planting trees in various cities, including the "Eagles Forest" in Bensalem, PA
- Cups and flatware are created from bio-plastics which biodegrade in just 45 days
- To conserve energy, lower-wattage light bulbs and automatic sensors/timers have been installed in team facilities
- Two onsite bio-digesters help decompose pre-consumer food waste to eliminate the need for landfill disposal
- The carpets at Lincoln Financial Field are made from recycled fibers and the walls have been coated with eco-friendly paint



Home to the Super Bowl LII Champion Philadelphia Eagles, Lincoln Financial Field is a prime destination for world-class entertainment that continues to offer a high-quality experience to fans in a safe, clean and friendly environment.

In addition to 10 Eagles home games each season, Lincoln Financial Field has become famous for showcasing high-profile sporting events and unique experiences throughout the year.

Since opening in August 2003, Lincoln Financial Field has hosted 32 star-studded concerts, in addition to welcoming some of the world's most distinguished soccer clubs and serving as the home to Temple University football and the historic Army-Navy game. The stadium has also hosted multiple NCAA Lacrosse Championships and many other marquee events.

A state-of-the-art facility located in the heart of Philadelphia, Lincoln Financial Field has become one of the world's most admired stadiums for sports and entertainment due to its commitment to the fan experience.

BY THE NUMBERS

Broke Ground	May 7, 2001
Opened	August 3, 2003
Revitalized	Feb. '12 - Aug. '14
Capacity	69,696
Executive Suites	172
Concessions	62
HD Televisions	1,185
Wi-Fi Connections	45,000
North End Zone HD Video Board	5,184 square feet
South End Zone HD Video Board	4,320 square feet
Concerts	32
Soccer Matches	23
Home Record (Regular Season + Playoffs)	77-52 (.597)
Twitter	@LFFStadium




LINCOLN FINANCIAL FIELD




\$125M Stadium Revitalization **(Feb. 2012 to Aug. 2014)**

- Two video boards (9,504 sq. ft.)
- 360° LED ribbon-board displays
- Two upper concourse bridges
- 1,626 additional seats
- 1,185 brand-new HD TVs
- Club and suite enhancements
- Upgraded team imagery
- Integrated Wi-Fi system



Axalta Tunnel Club **(Opened in August 2016)**

- 1,400 sq. ft. premium lounge space
- 58 seats behind end zone equipped with:
 - USB charging stations
 - Microsoft Surface tablets
 - Storage space & in-seat service
- All-inclusive food and beverage
- Behind-the-scenes access to Eagles tunnel





HOME TO THE SUPER BOWL LII CHAMPION PHILADELPHIA EAGLES



South Jersey Native
Mike Trout

WORLD TOURS & CONCERTS

- July 30, 2018: Jay-Z & Beyoncé
- July 14, 2018: Taylor Swift
- July 13, 2018: Taylor Swift
- June 9, 2018: Kenny Chesney
- June 18, 2017: U2
- May 12, 2017: Metallica
- September 29, 2016: Beyoncé
- August 6, 2016: Coldplay
- July 14, 2016: Guns N' Roses
- June 25, 2016: Kenny Chesney
- June 5, 2016: Beyoncé
- September 1, 2015: One Direction
- August 30, 2015: Kevin Hart
- July 11, 2015: Kenny Chesney
- June 13, 2015: Taylor Swift
- June 12, 2015: Taylor Swift
- August 15, 2014: Luke Bryan
- August 14, 2014: One Direction
- August 13, 2014: One Direction
- July 20, 2013: Taylor Swift
- July 19, 2013: Taylor Swift
- June 8, 2013: Kenny Chesney
- June 16, 2012: Kenny Chesney
- August 6, 2011: Taylor Swift
- July 14, 2011: U2
- June 18, 2011: Kenny Chesney
- June 27, 2009: Kenny Chesney
- July 19, 2008: Kenny Chesney
- June 23, 2007: Kenny Chesney
- August 11, 2003: Bruce Springsteen
- August 9, 2003: Bruce Springsteen
- August 8, 2003: Bruce Springsteen



Kenny Chesney



Metallica



Beyoncé

THE ARMY-NAVY GAME



ARMY-NAVY HISTORY (LFF)

- December 9, 2017: Army, 14-13
- December 12, 2015: Navy, 21-17
- December 14, 2013: Navy, 34-7
- December 8, 2012: Navy, 17-13
- December 11, 2010: Navy, 31-17
- December 12, 2009: Navy, 17-3
- December 6, 2008: Navy, 34-0
- December 2, 2006: Navy, 26-14
- December 3, 2005: Navy, 42-23
- December 4, 2004: Navy, 42-13
- December 6, 2003: Navy, 34-6





NATIONAL & INTERNATIONAL SOCCER MATCHES



- July 25, 2018: Bayern Munich vs. Juventus
- July 19, 2017: USA vs. El Salvador (Gold Cup)
- June 14, 2016: Costa Rica vs. Panama (Gold Cup)
- June 11, 2016: Chile vs. Panama (Copa America)
- June 9, 2016: USA vs. Paraguay (Copa America)
- June 9, 2016: Uruguay vs. Venezuela (Copa America)
- July 26, 2015: CONCACAF Gold Cup Final
- Mexico vs. Jamaica
- August 2, 2014: A.S. Roma vs. Inter Milan
- August 11, 2012: Real Madrid vs. Celtic
- August 10, 2011: USA vs. Mexico (men)
- July 23, 2011: Philadelphia Union vs. Real Madrid
- May 29, 2010: USA vs. Turkey (men)
- May 15, 2010: Philadelphia Union vs. FC Dallas
- April 10, 2010: Philadelphia Union vs. DC United
- July 18, 2009: USA vs. Panama (Gold Cup)
- Canada vs. Honduras (Gold Cup)
- September 13, 2008: USA vs. Ireland (women)
- November 6, 2004: USA vs. Denmark (women)
- August 2, 2004: A.C. Milan vs. Chelsea
- July 28, 2004: Manchester United vs. Glasgow Celtic
- September 25, 2003: Women's World Cup
- September 20, 2003: Women's World Cup
- August 3, 2003: Manchester United vs. FC Barcelona



STADIUM ENTERTAINMENT & FAN ENGAGEMENT



PAVING THE ROAD TO VICTORY!

In May 2016, the "Eagles FanWalk" was constructed outside of the Northeast entrance gate at Lincoln Financial Field. This honorary walkway, which showcases the passion that fans have for the Eagles and their families, features more than 3,800 personally engraved pavers that line the way for guests entering the stadium. The "Eagles FanWalk" ensures that each member engraved across the pathway will have a special place in Eagles history.



Darien Street Mural