



SAN FRANCISCO 49ERS

2019 MEDIA GUIDE





2019 SAN FRANCISCO 49ERS SCHEDULE & RESULTS

PRESEASON (3-1)

Date	Opponent	Pacific Time	Result	Network
Saturday, August 10	Dallas	6:00 p.m.	W, 17-9	KPIX 5
Monday, August 19	at Denver	5:00 p.m.	W, 24-15	ESPN
Saturday, August 24	at Kansas City	5:00 p.m.	W, 27-17	KPIX 5
Thursday, August 29	Los Angeles Chargers	7:00 p.m.	L, 24-27	KPIX 5

REGULAR SEASON (13-3)

Date	Opponent	Pacific Time	Result	Network
Sunday, September 8	at Tampa Bay	1:25 p.m.	W, 31-17	FOX
Sunday, September 15	at Cincinnati	10:00 a.m.	W, 41-17	FOX
Sunday, September 22	Pittsburgh	1:25 p.m.	W, 24-20	CBS
Sunday, September 29	BYE			
Monday, October 7	Cleveland	5:15 p.m.	W, 31-3	ESPN
Sunday, October 13	at Los Angeles Rams	1:05 p.m.	W, 20-7	FOX
Sunday, October 20	at Washington	10:00 a.m.	W, 9-0	FOX
Sunday, October 27	Carolina	1:05 p.m.	W, 51-13	FOX
Thursday, October 31	at Arizona	5:20 p.m.	W, 28-25	FOX/NFLN/Amazon
Monday, November 11	Seattle	5:15 p.m.	L, 24-27 (OT)	ESPN
Sunday, November 17	Arizona	1:05 p.m.	W, 36-26	FOX
Sunday, November 24	Green Bay	5:20 p.m.	W, 37-8	NBC
Sunday, December 1	at Baltimore	10:00 a.m.	L, 17-20	FOX
Sunday, December 8	at New Orleans	10:00 a.m.	W, 48-46	FOX
Sunday, December 15	Atlanta	1:25 p.m.	L, 22-29	FOX
Saturday, December 21	Los Angeles Rams	5:15 p.m.	W, 34-31	NFL Network
Sunday, December 29	at Seattle	5:20 p.m.	W, 26-21	FOX

POSTSEASON (2-1)

Date	Opponent	Pacific Time	Result	Network
Saturday, January 11	Minnesota	1:35 p.m.	W, 27-10	NBC
Sunday, January 19	Green Bay	3:40 p.m.	W, 37-20	FOX
Sunday, February 2	at Kansas City	3:30 p.m.	L, 20-31	FOX

**“Flexible scheduling” will again be used in Weeks 11-17. In Weeks 11-16, the schedule lists the games tentatively set for Sunday Night Football on NBC. Only Sunday afternoon games are eligible to be moved to Sunday night, in which case the tentatively scheduled Sunday night game would be moved to an afternoon start time. A flexible scheduling move would be announced at least 12 days before the game.

For Week 17, the Sunday night game will be announced no later than six days prior to December 29. The schedule does not list a Sunday night game in Week 17, but an afternoon game with playoff implications will be moved to that time slot. Flexible scheduling ensures quality matchups in all Sunday time slots in those weeks and gives “surprise” teams a chance to play their way into primetime.

Flexible scheduling will not be applied to games airing on Thursday or Monday nights.

*^The dates and start times for Week 16 will be announced no later than following Week 8.

49ERS MEDIA GUIDE CREDITS

Editors:	Bob Lange, Dan Beckler, Mike Chasanoff, Peter Volmut, Will Erickson
Editorial Assistants:	Roger Hacker, Emily Lucas, Tessa Giammona
Photography:	Terrell Lloyd, Meg Williams, Michael Zagaris, Kym Fortino, Associated Press
Historical Photography:	Bill Fox, Jeff Bayer, Frank Rippon, Dennis Desprois, Dave Beronio

Presented by





TABLE OF CONTENTS

ORGANIZATION

2019 Schedule & Results
Table of Contents
Club Directory
Denise DeBartolo York & John York - Co-Chairmen
Jed York - Chief Executive Officer
John Lynch - General Manager
Paraag Marathe - President, 49ers Enterprises &
Executive Vice President, Football Operations
Al Guido - President
Alex Chang - Chief Marketing Officer
Hannah Gordon - Chief Administrative Officer &
General Counsel
Brano Perkovich - Chief Investment Officer
Scott Sabatino - Chief Financial Officer
Brent Schoeb - Chief Revenue Officer
Executives & Vice Presidents

LEVI'S® STADIUM

Levi's® Stadium Media Guide

COACHES & FOOTBALL STAFF

Kyle Shanahan - Head Coach
All-Time 49ers Head Coaching Records
Coaching Staff
Pronunciation Guide
All-Time 49ers Coaches
Player Personnel & Scouting
Football Operations
Player Health & Performance
Alumni Relations
Communications
Equipment
Groundskeeping
Logistics
Player Engagement
Video Operations

PLAYERS

Alphabetical Roster
Player Bios

2018 SEASON REVIEW

2018 Regular Season Statistics
2018 Player Participation
2018 Game-by-Game Starters & Inactives
2018-19 Transactions
2018 Game-by-Game Team Statistics
Last Times
2018 Game Summaries

RECORDS

Individual Records
Opponent Individual Records
Team Records

POSTSEASON

Postseason History
Individual Postseason Records
Team Postseason Records
Postseason Game Summaries

ALL-TIME RESULTS

49ers Composite Results
1946-49 Schedule & Results
Year-by-Year Results & Statistics
Record vs. Opponents
Primetime Games
Monday Night Football Records
Offensive and Defensive Rankings
Overtime Games
Preseason Results
Home/Away Records
NFC West Standings

HISTORY

Anthony J. Morabito - 49ers Founder
49ers Team Awards
NFL Award Winners
All-Time Player of the Month
All-Time Player of Week
Edward J. DeBartolo Sr. 49ers Hall of Fame
49ers Pro Football Hall of Famers
Retired Jerseys
Pro Bowlers
All-Pros
49ers Trade History
All-Time Roster
All-Time Practice Squad Roster
All-Time Rookie Free Agents To Make The Roster
49ers Starters
Historical Highlights
49ers All-Time Presidents & Personnel Directors

DRAFT HISTORY

49ers AAFC Draft (1946-49)
49ers All-Time NFL Draft

TRAINING FACILITY AND BUSINESS OFFICE

SAP PERFORMANCE FACILITY
4949 MARIE P. DEBARTOLO WAY
SANTA CLARA, CA 95054
PHONE: (408) 562-4949

VISA BOX OFFICE

LEVI'S® STADIUM
4900 MARIE P. DEBARTOLO WAY
SANTA CLARA, CA 95054
PHONE: (408) 579-4449

49ERS OFFICIAL WEBSITE

www.49ers.com

49ERS ON INSTAGRAM

@49ers

49ERS ON TWITTER

@49ers
@49ersPR

49ERS ON FACEBOOK

www.facebook.com/SANFRANCISCO49ERS

49ERS ON SNAPCHAT

@SF49ers

49ERS ON YOUTUBE

San Francisco 49ers

LEVI'S® STADIUM WEBSITE

www.levisstadium.com

LEVI'S® STADIUM ON TWITTER

@LevisStadium

LEVI'S® STADIUM ON INSTAGRAM

@LevisStadium

LEVI'S® STADIUM ON FACEBOOK

www.facebook.com/levisstadium

STADIUM OPERATIONS

LEVI'S® STADIUM
4900 MARIE P. DEBARTOLO WAY
SANTA CLARA, CA 95054
PHONE: (408) 673-2100

COLORS

49ERS RED (PANTONE 187C)
49ERS GOLD (PANTONE 872C METALLIC)

FOUNDED

1946. JOINED NFL IN 1950

Please visit the 49ers media site to find the digital version of the media guide, as well as updated statistics, rosters, transcriptions, audio files and much more at <http://media.49ers.com>.



SAN FRANCISCO 49ERS DIRECTORY

OWNERSHIP

Denise DeBartolo York	Co-Chairman
John York	Co-Chairman
Jed York	Chief Executive Officer
John M. Sobrato	Co-Owner
Mark Wan	Co-Owner
Gideon Yu	Co-Owner

EXECUTIVE MANAGEMENT

John Lynch	General Manager
Paraag Marathe	President of 49ers Enterprises & Executive Vice President of Football Operations
Al Guido	President
Alex Chang	Chief Marketing Officer
Hannah Gordon	Chief Administrative Officer & General Counsel
Brano Perkovich	Chief Investment Officer
Scott Sabatino	Chief Financial Officer
Brent Schoeb	Chief Revenue Officer
Patty Inglis	Executive Vice President

COACHING STAFF

Kyle Shanahan	Head Coach
Richard Hightower	Special Teams Coordinator
Mike LaFleur	Passing Game Coordinator
Mike McDaniel	Run Game Coordinator
Robert Saleh	Defensive Coordinator
Joe Woods	Defensive Backs/Passing Game Coordinator
Jon Embree	Assistant Head Coach/Tight Ends
Miles Austin	Offensive Quality Control
John Benton	Offensive Line
Daniel Bullocks	Safeties
Michael Clay	Assistant Special Teams
Shane Day	Quarterbacks
Taylor Embree	Offensive Quality Control
Brian Fleury	Defensive Quality Control
Johnny Holland	Run Game Specialist/Outside Linebackers
Chris Kiffin	Pass Rush Specialist
Kris Kocurek	Defensive Line
Stan Kwan	Assistant Special Teams
DeMeco Ryans	Inside Linebackers
Bobby Slowik	Offensive Assistant
Katie Sowers	Offensive Assistant
Robert Turner Jr.	Running Backs
Wes Welker	Wide Receivers
Zach Yenser	Assistant Offensive Line
Nick Kray	Administrative Assistant To The Head Coach
Patrick Hagedorn	Assistant To The Coaching Staff

PLAYER PERSONNEL & SCOUTING

Adam Peters	Vice President of Player Personnel
Martin Mayhew	Vice President of Player Personnel
Keena Turner	Vice President and Senior Advisor to the General Manager
Ran Carthon	Director of Pro Personnel
Ethan Waugh	Director of College Scouting
RJ Gillen	Pro Personnel Scout
Salli Clavelle	Pro Personnel Analyst
Fred Gammage III	Pro Personnel Analyst
Crowley Hanlon	Pro Personnel Coordinator
Justin Chabot	National Scout
Chip Flanagan	National Scout
Tariq Ahmad	Area Scout
Dominic DeCicco	Area Scout
Ryan Kessenich	Area Scout
Steve Rubio	Area Scout
John Stevenson	Area Scout
Josh Williams	Area Scout
Travis Daurio	College Scouting Coordinator
Thomas Tupa	Scouting Assistant
Steven Slowik	Scouting Assistant

FOOTBALL OPERATIONS

Brian Hampton	Director of Football Admin. & Analytics
Kwesi Adofo-Mensah	Director of Football R&D
Steve Wagner	Manager of Football Systems
Neil Mayfield	Software Developer
Dyng Au	Software Developer

Demitrius Washington	Manager, Football R&D
Richard Buffum	Contract Administrator
Jeff Diamond	Salary Cap Analyst

PLAYER HEALTH & PERFORMANCE

Ben Peterson	Head of Player Health & Performance
Athletic Training	
Dustin Little	Head Athletic Trainer
Manny Rivera	Assistant Head Athletic Trainer
Laura McCabe	Assistant Athletic Trainer
Ryan Donahue	Rehabilitation Coordinator
Mike Sola	Physical Therapist

Functional Performance

Elliott Williams	Director of Functional Performance
Tom Zheng	Functional Performance Therapist

Nutrition

Jordan Mazur	Coordinator of Nutrition
--------------	--------------------------

Strength & Conditioning

Dustin Perry	Head Strength & Conditioning
Shea Thompson	Director of Performance Monitoring/Assistant Strength & Conditioning
Aaron Hill	Assistant Strength & Conditioning
Mike Nicolini	Assistant Strength & Conditioning

ALUMNI RELATIONS

Guy McIntyre	Director of Alumni Relations
Carri Kimball	Alumni Relations Assistant
Steve Bono	Alumni Coordinator
Dan Bunz	Alumni Coordinator
Jesse Sapolu	Alumni Coordinator
Eric Wright	Alumni Coordinator
Charles Haley	49ers/NFL Hall of Fame Consultant

COMMUNICATIONS

Bob Lange	Vice President of Communications
Roger Hacker	Director of Corporate Communications
Mike Chasanoff	Sr. Manager of Football Communications
Peter Volmut	Manager of Football Communications
Tessa Giammona	Coordinator of Corporate Communications

DOCTORS

Anthony Saglimbeni	Primary Care
Tim McAdams, M.D.	Medical Director/Orthopaedic Surgeon
Geoffrey Abrams, M.D.	Orthopaedic Surgeon
William Maloney, M.D.	Orthopaedic Surgeon
Chris Beaulieu, M.D.	Radiologist
Tomo Harada, D.C.	Chiropractor
Andre Chevalier, D.C.	Chiropractor
David Meng, DDS	Dentist
Scott Hyver	Team Ophthalmologist

EQUIPMENT

Jay Brunetti	Equipment Manager
Donovan "Doc" Dressler	Assistant Equipment Manager
Jeff Gilbert	Assistant Equipment Manager
Robert Lloyd	Assistant Equipment Manager

GROUNDSCKEEPING

Matthew Greiner	Senior Manager & Head Groundskeeper
Ryan VerNess	Groundskeeping Manager
Tim Hardman	Groundskeeping Manager
Colby Garlick	Groundskeeper
Salvador Barajas	Groundskeeper
Chase Martin	Groundskeeper

LOGISTICS

Steve Risser	Director of Team Logistics
Michael Slap	Team Logistics Manager
Stephen Spencer	Coordinator, Team Logistics

PLAYER ENGAGEMENT

Austin Moss II	Director of Player Engagement
Shelby Soltau	Player Engagement Coordinator

VIDEO OPERATIONS

Michael Bracken	Director of Video Operations
Brad Clark	Manager of Video Operations
Joe Cosgrove	Video Operations Assistant
Cory Maddocks	Video Operations Assistant

49ERS ENTERPRISES/INVESTMENTS

Sean Kundu	Legal Counsel, 49ers Enterprises/Investments
Collin Meador	Director, 49ers Enterprises/Investments
Alan Chen	Associate, 49ers Enterprises/Investments

49ERS STUDIOS

Robert Alberino Jr.	VP/Executive Producer
Aron Kennedy	Director of Gameday Productions & Broadcast Operations
Wil Blackwell	Director, Production
Meghan Ryan	Director, Digital & Social Media
Laura Johnson	Senior Manager, Gameday Presentation, Live Events
AJ Murray	Stadium & Motion Graphics Manager
Johnny Volk	Social Media Manager
Billy Barnes	Manager, Entertainment & Live Event Operations

Nate Steele	Manager, Production & Media Assets
Robin Huey	Project Manager, Creative Services
Matthew Asher	Digital Media Coordinator
Joshua Conner	Senior Producer
Daniel Mapes	Producer
Nick Schebetta	Producer
Sarina Soriano	Producer
Keiana Martin	Team Reporter
Terrell Lloyd	Senior Manager, Photography Services
Megan Williams	Team Photographer
Kym Fortino	Team Photographer
Michael Zagaris	Team Photographer

ACCOUNTING & FINANCE

Esther Chi	Vice President, Controller
Jeff Fong	Vice President, Finance
Joan Pires	Senior Manager of Payroll
Hasan Khanzada	Senior Manager, Finance
Chris Steele	Senior Manager, Accounting
Connor Vander Zalm	Accounting Manager
Alex Acton	Senior Financial Analyst
Caitlin Ritchie	Senior Accountant
Jake Cosenza	Senior Analyst, Financial Systems
Jennifer Phan	Staff Accountant
Rosemary Gonzales	Payroll Specialist
Amy Martinez	Payroll Assistant
Alyssa Kutz	Accounts Payable Lead
Jeremiah Lagasca	Accounts Payable Specialist

ADMINISTRATION

Angele Cory	Director, Office of the CEO
Angela Banister	Executive Administrative Assistant
Nicky Arnold	Executive Assistant to the President
Bridgette Harper	Executive Administrative Assistant
Vinette Ly	Executive Administrative Assistant
Brittney Scott	Executive Administrative Assistant

BROADCAST PARTNERSHIPS

Bob Sargent	Director of Broadcast Partnerships
-------------	------------------------------------

BUSINESS STRATEGY & ANALYTICS

Moon Javaid	Vice President of Strategy & Analytics
Steve Chan	Director, Business Intelligence & Analytics
Umesh Johari	Director, Business Strategy & Analytics
Alison Lu	Senior Manager, Strategy & Analytics
Nick Zobel	Business Intelligence Manager
Noele Crooks	CRM Manager
Marco Fulvio	Manager, Strategy & Analytics
Paul Lockhart-Korris	Manager, Strategy & Analytics

COMMUNITY IMPACT

49ers EDU & Museum

Jesse Lovejoy	Director, 49ers EDU & 49ers Museum
Sofy Navarro	Senior Manager, 49ers EDU
Beth Atlas	Manager & Curator, 49ers Museum
Missy Morrill	Museum Operations Coordinator
Todd Valentine	Coordinator, 49ers EDU
RosAnne Nandan	Senior Educator, 49ers EDU
Emilio Cortez	Lead Educator, 49ers EDU
Sara Jin	Lead Educator, 49ers EDU



SAN FRANCISCO 49ERS DIRECTORY

49ers Foundation

Justin Prettyman..... Executive Director, 49ers Foundation
Lindsay Mapp..... Fundraising & Events Lead
Peggy Bradley..... 49ers Foundation Accounting Manager
Logan Applewhite..... Events & Operations Coordinator

49ers Prep

Jared Muela..... Director, Youth Football & Fan Engagement
Tucker Baksa..... Manager of 49ers PREP & Fan Engagement

Nick Clarke..... Manager, Fan Engagement
Nezam Etemadi..... Flag Football Manager
Ryan Dillard..... 49ers Prep Coordinator

Community Relations

Stacy McCorkle..... Director of Community Relations
Michelle Beck..... Community Relations Manager
Saya Lindsay..... Community Relations Manager
Liz Malara..... Community Relations Coordinator

FACILITY SERVICES

Bill Howell..... Director of Facilities
Raul Sandoval..... Maintenance Supervisor
Rafael Herrera..... Facilities Coordinator
Erik Bernal Lozano..... Custodian
Santiago Garcia..... Custodian
Eduardo Sandoval..... Custodian
Miguel Sandoval..... Custodian
Gael Basilio..... Custodian
Santiago Higareda Banuelos..... Maintenance Worker
Sergio Basilio..... Maintenance Worker

HUMAN RESOURCES

Harpreet Basran..... Vice President of Human Resources
Cristina Munks..... Senior Manager, Human Resources
Mykela Deranleau..... Human Resources Generalist
Cathy Chau..... Human Resources Coordinator
Gabby Franklin..... Office Assistant

LEGAL AFFAIRS

Legal

Jihad Beauchman... Vice President, Deputy General Counsel
Jesse Campbell..... Director, Risk Manager
Nikhil Gupta..... Associate Counsel

Public Affairs & Strategic Communications

Rahul Chandhok..... Vice President of Public Affairs & Strategic Communications
Jas Sajjan..... Manager, Public Affairs & Strategic Communications

MARKETING

Aaron Llavore..... Art Director
Allie Dicken..... Senior Manager, Brand Marketing
DC Abramson..... Manager of Mascot Programming
Derrick Sanchez..... Manager, Email Marketing
Christine Zambetti..... Manager, Graphic Design
Justin Drum..... Live Events Manager
Tyler Killingsworth..... Marketing Coordinator
Phillip Testa..... Marketing Operations Coordinator
Jeffrey Sumida..... Motion Graphic Designer
Carly Sarno..... Graphic Designer
Sam Vidal..... Graphic Designer
Haley Jones..... Coordinator, Digital Media
Patricia Quan..... Coordinator, Social Media Content

SECURITY

Russ Butler..... Vice President of Security
Jeff Rodriguez..... Vice President, Corporate Security
Mike Anderson..... Director of Team Security
Tim Howell..... Credential Manager
Gustavo Gutierrez..... Credential Coordinator
Alonso Martin..... Security Coordinator

TECHNOLOGY

Jim Bartholomew..... Director, Information Technology
Tony Gonzalez..... Network Engineer
Andres Avelar..... Systems Administrator
Willie Rodriguez..... Senior IT Engineer
Chris Anonuevo..... IT Engineer

TICKETING

Jamie Brandt..... Vice President of Sales & Service
Brad Dugan..... Director, Ticketing
Trent Bartling..... Senior Manager, Levi's Stadium Ticketing & Strategy
Prima Patel..... Senior Manager, SBL & Ticket Finance
Marcus Wong..... Manager, Ticketing
Meghan Grenier..... Manager, Ticketing
Nathan Brown..... Coordinator, SBL & Ticket Finance
Sheel Patel..... Coordinator, Ticketing
Chelsea Marroquin..... Ticketing Specialist

FORTY NINERS STADIUM MANAGEMENT COMPANY DIRECTORY

ADMINISTRATION

Celeste Anaya..... Executive Administrative Assistant
Bernadette Pullen..... Executive Administrative Assistant
Mary Pires..... Administrative Engineering Coordinator

CORPORATE PARTNERSHIPS

Kevin Hilton..... Vice President, Corporate Partnership
Nikki Hawkins..... Director, Partnership Activation
Cassandra Trujillo..... Sr. Manager, Partnership Activation
Safia Diab..... Sr. Manager, Partnership Activation
Lindsey Arnold..... Sr. Manager, Partnership Activation
Geneva Azevedo..... Manager, Partnership Activation
Alyssa Morales..... Partner Activation Representative
Scott Peterson..... Video Producer, Partnership Sales & Activation

Craig Martin..... Director, 49ers Enterprises Partnerships
Matt Siert..... Senior Manager, Partnership Sales
Cameron O'Toole..... Manager, Partnership Sales
Aaron Luther..... Manager, Partnership Sales
Maddy Cooper..... Specialist, Partnership Sales
Robert Loeb..... Coordinator, Partnership Sales & Activation

ENGINEERING

Roger Elu..... Chief Engineer
Damon Andrews..... Assistant Chief Engineer
Omar Garcia..... Stationary Engineer
Dan Lee..... Stationary Engineer
Doug Lopez..... Stationary Engineer
Clinton Meyerhoff..... Stationary Engineer
Rick Narayan..... Stationary Engineer
Dominic Peruzzaro..... Stationary Engineer
Justin Rhodes..... Stationary Engineer
Chucky Robinette..... Stationary Engineer
Chris Scallan..... Stationary Engineer
Scott Sotelo..... Stationary Engineer
Eric Gunsberg..... Apprentice Stationary Engineer

GUEST SERVICES

Angie Nix..... Director of Guest Services
Kristin Marvel..... Guest Services Manager
Ashley Vind..... Guest Services Coordinator
Ivy Daley..... Guest Services Coordinator
Cecily Mitchell..... Guest Services Coordinator

PREMIUM SALES

Nana Yaw..... Director of Premium, Suite & SBL Sales
Carly Townsend..... Manager, Membership Sales
Raymond Tioseco..... Manager, Suite Sales & Retention
Katie Furey..... Suite Sales Consultant
Nicolas Morales..... Senior Premium Sales Consultant
Nick Ortiz..... Premium Sales Consultant
Brian Mulcrone..... Premium Sales Consultant
Alexis Speliotis..... Coordinator, Suite Sales & Mina Memberships
Christian Trigg..... Senior SBL Sales Consultant
Tahira Bellot..... SBL Sales Consultant
Abimael Cruz..... SBL Sales Consultant
Jaquill Scott..... SBL Sales Consultant
Bennett Sexton..... SBL Sales Consultant
Lauren Streicher..... SBL Sales Consultant
Kyle Toy..... SBL Sales Consultant
Kathleen Rigsbee..... Group Sales Consultant
Tori Trinkkeller..... Ticket Sales Executive

PREMIUM SERVICE

Dustin Albertson..... Director, Membership Service & Suite Activation
Brandon Lohmann... Senior Manager, Membership Service
Meagan Schreiner..... Manager, Suite Activation
Nicole Anthony..... Manager, Suite Retention & Mina Memberships
Hillary Wallach..... Coordinator, Suite Activation
Carter Allen..... Membership Service Consultant
Christoph Bono..... Membership Service Consultant
Courtney Considine..... Membership Service Consultant
Rachelle Hill..... Membership Service Consultant
Gisselle Sanchez..... Membership Service Consultant
Ryan Scarlett..... Membership Service Consultant

SECURITY

Lou Pezzola..... Director, Security Systems
John Glischinski..... Director, Security & Safety
George Sams..... Manager, Security Systems
Thomas Wong..... Manager, Security & Safety Team
Bob Guillermo..... Manager, Security & Safety Team
Gregory Hart..... Manager, Security
Scott Esquivel..... Shift Supervisor, Control Operations
Patrick Perry..... Security Systems Coordinator

Dario Montenegro..... Security
Stephen Nemeth..... Security

SPECIAL EVENTS SALES & SERVICE

Patricia Ernstrom..... Vice President, Levi's Stadium Events
Ryan Oppelt..... Director, Bay Area Host Committee & Executive Director of Bowl Game
Catherine Pearson..... Director, Special Events
Malain McCormick..... Director of Events, 2019 College Football Playoff National Championship Host Committee
Vickie Eiges..... Manager, Event Sales
Lauren Jones..... Senior Event Manager
Katie Heldreth..... Event Manager
Emily Eskin..... Special Events Sales Representative
Rick Esparza..... Special Events Sales Representative
Stephanie Lucas..... Special Events Sales Representative

STADIUM OPERATIONS & LOGISTICS

Jim Mercurio..... Vice President, Stadium Operations & General Manager
Craig Graber..... Director, Stadium & Event Operations
Julian Sakti..... Director, Stadium Operations Logistics
Nelson Ferreira..... Director, Technical Operations
Dale Moul..... Senior Manager, Special Event Operations
Ryan Osenton..... Senior Manager, Stadium Operations
Eve Mendez..... Stadium Operations, Systems & Reporting Manager
Bob Mallamo..... Locker Room Manager
Sean Diaz..... IPTV Manager
Daniel Carvajal..... Manager, Stadium Operations & Logistics
Cameron Lacson..... Manager, Stadium Logistics
Jesse Richmond..... Technical Operations Manager
Greg Shore..... Manager, Stadium & Event Operations
Vincent Sotto..... Manager, Stadium Operations, Warehouse & Dock Operations
Carlos Monroy..... Stadium & Special Event Coordinator
DJ Robinson..... Audio/Visual Coordinator
Dominic Roja..... Loading Dock Coordinator
Camila Hammer..... Stadium Operations Coordinator
Jason Montgomery..... Stadium Operations Coordinator
Sam Sugarman..... Stadium Operations Coordinator
Doug Purdy..... Stadium Operations Staff



DENISE DEBARTOLO YORK & JOHN YORK

CO-CHAIRMEN

Denise and John York bring long and distinguished careers in sports and business to their roles as Co-Chairs of the San Francisco 49ers, where they combine their passion for building a championship team with their commitment to being the best possible business partners and community citizens.

A FORTY-TWO-YEAR LEGACY IN BUSINESS & PRO SPORTS

Since Denise's father, Edward J. DeBartolo Sr., purchased the 49ers in 1977, she has been an integral part of four decades of 49ers football, including 44 playoff contests and five Super Bowl victories. Earlier in her career, Denise served as President of the Pittsburgh Penguins hockey team. Under her leadership, the Penguins were revitalized and transformed into a championship team, winning the organization's first Stanley Cup in 1991. In doing so, she became just the third woman to have her name engraved on hockey's famed championship trophy.

A successful entrepreneur, John spent years as Senior Vice President/Director of Racing Operations for the DeBartolo Corporation, instituting programs designed to enhance the fan experience and raise the profile of thoroughbred horse racing. John, a noted pathologist, began his business career in 1982 as Founder of DeYor Laboratories in Youngstown, Ohio. From three employees, he molded the company into a 500-person operation with facilities in three states before selling the company to Corning, Inc., in 1993.

As Co-Chairs of the 49ers, Denise and John provide the resources and guidance to uphold the 49ers celebrated history and oversee the team's relationship with the Commissioner of the National Football League and other team owners.



THE YORKS' GOLDEN NUGGETS

- Denise served as President of the Pittsburgh Penguins hockey team and became just the third woman to have her name engraved on the Stanley Cup.
- John spent years as Senior Vice President/Director of Racing Operations for the DeBartolo Corporation, instituting programs designed to enhance the fan experience and raise the profile of thoroughbred horse racing.
- John began his business career in 1982 as Founder of DeYor Laboratories in Youngstown, OH.
- Denise is an active member of the Pro Football Hall of Fame Committee.
- John is Chairman of the NFL's Health & Safety Advisory Committee, which was established in 2011. He is also a member of both the League's Audit and International committees, the latter of which he previously served as Chairman.
- The 49ers were named the 2017 ESPN Sports Humanitarian Team of the Year and the 2017 Pop Warner Little Scholars Team of the Year. The 49ers and the 49ers Foundation were previously recognized as Beyond Sport's 2015 Sport Team of the Year for Outstanding Philanthropic Sports Organization and the 2013 winner of the prestigious Robert Wood Johnson Foundation Steve Patterson Award for Sports Philanthropy.
- For the past 27 years, the 49ers Foundation has educated and empowered Bay Area youth through a host of innovative, community-based strategies. The 49ers Foundation has distributed more than \$40 million back into the community.
- In 2014, the 49ers were among the first professional sports organizations to develop and deliver STEAM learning concepts for youth with the launch of the Denise DeBartolo York Education Center at Levi's Stadium.
- The ongoing commitment to promote education is also demonstrated in the 49ers STEM Leadership Institute (SLI), a collaborative education venture in cooperation with Chevron, the Santa Clara Unified School District and the Silicon Valley Education Foundation. The SLI program provides over 300 hours of rigorous STEM curriculum to cohorts of 60 high-achieving 7th, 8th, 9th, 10th, 11th, and 12th graders each year from Cabrillo Middle School and Santa Clara High School. Each student selected into SLI gains access to the six-year program, which is meant to strengthen students STEM related skills to prepare them for eventual entry to top-tier colleges. In fall 2016, the program - now serving its full capacity of 360 students - expanded to Santa Clara High School (SCHS) and, in Spring 2020, the inaugural class will graduate from high school.



TAKING A LEADERSHIP ROLE IN THE NFL

Denise and John's dedication to the sport of football extends to the top levels of the NFL.

Denise is an active member of the Pro Football Hall of Fame Committee, where she helps to oversee the League's ongoing support of the museum that pays tribute to the triumphs of professional football's greatest stars, including 28 legendary members of the San Francisco 49ers.

John is Chairman of the NFL's Health & Safety Advisory Committee, which was established in 2011. He is also a member of both the League's Audit and International committees, the latter of which he previously served as Chairman. Under his leadership, the 49ers became the first team to play a regular season game outside the borders of the United States, taking on the Arizona Cardinals in front of 100,000 fans at Azteca Stadium in Mexico City. Under his direction, the League expanded its presence abroad with regular season games at Wembley Stadium in London, England. San Francisco has played in London twice, defeating the Denver Broncos in 2010 and the Jacksonville Jaguars in 2013.

CELEBRATING THE TEAM'S LEGENDARY HISTORY

Denise and John have played a pivotal role in fostering tremendous relationships with former players and coaches to help celebrate more than seven monumental decades of 49ers football. Over the past decade, Denise and John have brought back every Hall of Fame enshrinee from the 49ers to be honored for their tremendous contributions to Bay Area sports.

Levi's Stadium opened in 2014 with one of the premiere features of the venue being the 49ers Museum, which houses the Edward J. DeBartolo Sr. 49ers Hall of Fame. The two-level, 20,000 square foot space is dedicated to showcasing the past, present and future of the 49ers organization and its commitment to education and innovation.

Under the guidance of Denise and John, the team hosts its annual alumni weekend event to give all players who have donned the red and gold throughout the team's history a chance to catch up with old friends. They have also worked with players like Joe Montana and the late Dwight Clark, and the members of the 1981 49ers defense to re-enact and commemorate some of the team's most famous plays such as "The Catch" and the goal line stand that propelled the team to its first Super Bowl victory. As the team said goodbye to Candlestick Park in 2013, the 49ers commemorated many great memories by honoring the Top 10 moments in the storied history of the venue by welcoming back the alumni who helped make them all possible.

ENHANCING THE FAN EXPERIENCE

Denise and John are dedicated to embracing the passion of 49ers fans everywhere. They are committed to giving fans an opportunity to experience the excitement of 49ers football year-round, and they have made it their mission to embrace the Faithful as family.

Levi's Stadium is the culmination of their vision to create an unparalleled game day experience for 49ers fans. The venue not only provides fans the ultimate place to enjoy 49ers football, but it also plays host to a number of world-class sports and entertainment events throughout the year. Through the integration of innovative technology, sustainable practices and groundbreaking design elements, Levi's Stadium accurately reflects the best of the Bay Area while bringing fans closer to the game.

Visitors to Levi's Stadium immediately notice wider, open concourses that look back into the lower bowl so fans don't miss a minute of the action while waiting for food. A significant increase in the number of points of sale for concessions and merchandise and in the number of restrooms was done to limit congestion. From their seats, visitors can marvel at more than 19,000 square-feet of video board space, while using the Levi's Stadium App to order food, beverages and merchandise or to watch replays of the action on the field in real-time. Those who visit the NRG Solar Terrace on the roof of the stadium's suite tower are treated to unbelievable views, while being shaded by 49 solar panel arrays that helped make the venue the first stadium home to an NFL team to open with LEED Gold certification. Levi's Stadium is also the first home of a NFL team to earn dual LEED Gold certifications, achieving its second distinction for operations and maintenance of an existing building in 2016.

Levi's Stadium features three signature locations - The 49ers Museum, Michael Mina's Bourbon Steak and Bourbon Pub restaurants, and the 49ers Team Store. Packaged with the venue's special events programs, these elements make Levi's Stadium a year-round destination.

Levi's Stadium garnered international recognition by receiving the prestigious honor of *Sports Business Journal's* 2015 Sports Facility of the Year and the 2015 Sports Venue of the Year at the StadiumBusiness Awards in Barcelona, Spain. The venue has also received several recognitions from the sustainability industry - including the 2017 StadiumBusiness Environmental Award - for its environmentally friendly design and operations plan, both of which were mandated by the York family.

MAKING A DIFFERENCE IN THE LIVES OF OTHERS

Under the leadership of Denise and John, the 49ers community impact and the 49ers Foundation are recognized among the most impactful in all of professional sports. The 49ers were named the 2017 ESPN Sports Humanitarian Team of the Year and the 2017 Pop Warner Little Scholars Team of the Year. The 49ers and the 49ers Foundation were previously recognized as Beyond Sport's 2015 Sport Team of the Year for Outstanding Philanthropic Sports Organization and the 2013 winner of the prestigious Robert Wood Johnson Foundation Steve Patterson Award for Sports Philanthropy.

For the past 28 years, the 49ers Foundation has educated and empowered Bay Area youth through a host of innovative, community-based strategies, including direct programming and supporting the 49ers Academy, Fresh Lifelines for Youth, City Year of San Jose, the Center for Youth Wellness, and Tipping Point. The 49ers Foundation has distributed more than \$46 million back into the community. The York family believes that, if a child can learn to learn, they will continue to educate themselves for the rest of their lives.

Within the 49ers Foundation's direct programming, 49ers EDU is a direct reflection of the York family's passion and commitment to providing and improving educational opportunities for young people in the Bay Area. The program provides myriad opportunities to engage learners, teachers and families in standards-aligned and community-building educational programming—all free of charge. In 2014, the 49ers were among the first professional sports organizations to develop and deliver STEAM learning concepts for youth with the launch of the Denise DeBartolo York Education Center at Levi's Stadium, and the corresponding field trip program that runs through it to this day. The program offers free on-site STEAM education programming for students in grades K-8 by integrating innovative concepts that support classroom learning in the community and beyond.



Since its inception, 49ers EDU has engaged more than 210,000 students in STEAM conversations through its standards-aligned field trip program – at no cost. The mission of 49ers EDU is simple: to show students and teachers in kindergarten through eighth grade that education can go beyond textbooks and traditional lessons, and to light a fire for young people for STEAM concepts, so they have a stronger proclivity to pursue these subjects throughout their education. Fortified with a team of dedicated educators, 49ers EDU teaches over 360 students a day the principles of STEAM through something they love -- football. The program also hosts a professional development program for teachers and has a family learning series that brings parents and kids together to explore STEAM.

The ongoing commitment to promote education is also demonstrated in the 49ers STEM Leadership Institute (SLI), a collaborative education venture in cooperation with Chevron, the Santa Clara Unified School District and the Silicon Valley Education Foundation. The SLI program provides over 300 hours of rigorous STEM curriculum to cohorts of 60 high-achieving 7th, 8th, 9th, 10th, 11th, and 12th graders each year from Cabrillo Middle School and Santa Clara High School. Each student selected into SLI gains access to the six-year program, which is meant to strengthen students STEM related skills to prepare them for eventual entry to top-tier colleges. In fall 2016, the program – now serving its full capacity of 360 students – expanded to Santa Clara High School (SCHS) and, in Spring 2020, the inaugural class will graduate from high school.

Football has been in the York family for over 40 years and 49ers PREP presented by U.S. Bank is the evolution of the family's continuing efforts to promote health and wellness through the game of football. 49ers PREP is more than just football, it's the 49ers Foundation's boots-on-the-ground approach to serving Bay Area youth through sport. The direct impact of 49ers PREP can be seen in the over 100,000 participants who have engaged in the program since 2014. In 2018 alone, 49ers PREP programming provided more than 170 free, non-contact, co-ed football camps and clinics to more than 30,000 kids of all ages, teaching the importance of health and wellness. 49ers PREP additionally launched last year a free flag football program for girls and boys with over 500 participants on 70 teams, across 7 leagues throughout the Bay Area. New for 2019, 49ers PREP launched additional flag football leagues in the Bay Area and Hawaii. The goal set forth by the York family is to continue to teach more children the importance of teamwork, goal-setting and how to live a healthy lifestyle in a fun, safe and educational environment.

In recognition of their community involvement, Denise and John have been honored with a number of accolades including the Children Discovery Museum's Legacy for Children Award, City Year's Service Leadership Award, Silicon Valley Exemplary Community Leadership Award by Silicon Valley FACES, Outstanding Corporate Philanthropy Award at the Catholic Charities/Catholic Youth Organization's Loaves and Fishes Dinner, and annual inclusion on the Top Corporate Philanthropists list for the *San Jose/Silicon Valley Business Journal*.

Their passion for community involvement extends beyond the Bay Area as well. John has been honored with Loyola University's Stritch Medal – the highest honor awarded by the school – for his ongoing contributions to his alma mater. The couple was honored with the Youngstown Hearing and Speech Center's Great Communicators Award in recognition of their philanthropic leadership. They continue to support the Boys and Girls Club of Youngstown, Making Kids Count and the Mahoning Valley United Way, while also being intimately involved with the Edward J. DeBartolo Memorial Scholarship Foundation, which awards college scholarships to deserving Youngstown area high school seniors.

Denise continues to provide mentoring and tuition assistance for at-risk youth throughout all levels of education. This past year, along with her usual contribution, Denise “adopted” Williamson Elementary School in Youngstown through the United Way Success after Six program, and her donation sponsored the after school program. She also works with the local food bank and supports Rescue Mission, Akron Children's Hospital Mahoning Valley, Beatitude House, Youngstown Neighborhood Development, Angels for Animals, Alchemy Acres, YWCA Scholarship Program, Women in Entrepreneurship Program at Youngstown Business Incubator and made a substantial contribution to the new Youngstown State University Veteran's Resource Center. Over the last few years, and again this year, Denise has been the sponsor of the Ohio Nonviolence Week in conjunction with the Simeon Booker Courage Award. Denise is also passionate about cancer-related causes, including The Serenity Garden at the Joanie Abdu Comprehensive Breast Care Center.

PUTTING FAMILY FIRST

Though Denise and John have accomplished much in their professional careers, they first define themselves as husband, wife, and parents.

Their eldest son, Jed, now carries on the family's legacy -- begun by his grandfather Edward J. DeBartolo Sr., his Uncle Eddie DeBartolo Jr., and his parents -- by serving as CEO of the 49ers. Their twin daughters, Jenna and Mara, have worked in the Napa Valley wine industry for several years and are active participants with the 49ers Foundation and Community Relations efforts. Their son, Tony, was an entrepreneur whose true passion lied in philanthropy, which led him to support a number of non-profit efforts and work closely with incarcerated youth. The York children share their parents' passion for community service and are very active in the 49ers Foundation. Denise and John, have two grandchildren, Jaxon and Brixton, the sons of Jed and his wife, Danielle.





JED YORK

CHIEF EXECUTIVE OFFICER

15TH NFL SEASON | 15TH WITH 49ERS

BUILDING A CHAMPIONSHIP TEAM

As chief executive officer of the San Francisco 49ers, Jed York oversees all aspects of the organization. Now in his 15th year with the team and 10th as CEO, York has been a driving force behind the 49ers success on and off the field during that time. York recognizes and shares the ongoing passion of the team's faithful fans.

During York's tenure, the team has experienced great success having won two NFC West Division titles, advanced to three consecutive NFC Championship Games and a Super Bowl. His strong leadership was also instrumental in providing the team and its fans a state-of-the-art new home. On April 19, 2012, the Santa Clara Stadium Authority broke ground on Levi's Stadium and enlisted the 49ers to manage the construction process, which achieved a ribbon cutting just two years later.

Designed to set a new standard for the stadium experience, Levi's Stadium has become known as one of the most iconic sports and entertainment venues in the world. The building has garnered international acclaim having been named 2015 Sports Venue of the Year by the Sports Business Journal and Venue of the Year at the 2015 StadiumBusiness Awards in Barcelona, Spain. Leveraging technology and sustainability, Levi's Stadium has also generated international acclaim for its environmental responsibility. For its green innovation - inclusive of being the first NFL stadium to twice be LEED certified - Levi's Stadium was named the 2016 Green Sports Alliance Environmental NFL Innovators of the Year and the 2017 StadiumBusiness Awards Environmental Stadium of the Year.

In its first five years of operation, Levi's Stadium has already successfully hosted Super Bowl 50, WrestleMania 31, the Copa America Centenario and CONCACAF Gold Cup, the 2015 NHL Stadium Series, the International Championship Cup featuring soccer powers such as Manchester United and FC Barcelona, multiple Pac-12 Football Championship Games, and stadium concert tours headlined by Beyoncé and U2. Most recently, the venue hosted the 2019 College Football Playoff National Championship Game.

RECOGNIZING THE 49ERS FAITHFUL

A 49ers fan since birth, York recognizes that the success of the 49ers hinges on the team's faithful fans, and he is committed to honoring them for their passion and enthusiasm. Most recently, York recognized the unique opportunities Levi's Stadium presented the team and its fans, and he directed the organization to capitalize.

From the time Levi's Stadium was just a concept, creating the ultimate game day experience for 49ers fans was at the core of the York family's vision. The unique approach taken to designing the venue and bringing that vision to life incorporated one of the Bay Area's most notable natural resources - innovative technology. As York has repeatedly stated, Levi's Stadium may not be the biggest stadium, but it will be the smartest.

YORK'S GOLDEN NUGGETS

- During his tenure, the 49ers won two NFC West Division titles, advanced to three consecutive NFC Championship Games and Super Bowl XLVII.
- On April 19, 2012, the Santa Clara Stadium Authority broke ground on Levi's Stadium. The 49ers managed the construction process and the stadium was completed in two years.
- Under his leadership, the team established the Edward J. DeBartolo, Sr. 49ers Hall of Fame in 2009. The 49ers Hall of Fame is located inside the 49ers Museum at Levi's Stadium.
- The Denise DeBartolo York Education Center, which is also located inside the 49ers Museum, provides learning platforms that connect, inspire and engage 60,000 K-8 Santa Clara and greater Bay Area students annually.
- Currently serves on the Stadium, Digital Media and NFL Network Committees with the NFL.
- Serves as a board member at Tipping Point Community, the Commonwealth Club, the Chegg Foundation, Dignity Health Foundation, Bay Area Council, Silicon Valley Leadership Group, Operation HOPE, the Council on Foreign Relations, as well as the Advisory Council for the University of Notre Dame.
- Began his career as a financial analyst at Guggenheim Partners, a diversified financial services firm.

With technology woven into its backbone, the building not only allows visitors to customize their own individual experience through the use of the Levi's Stadium App, but it is also able to seamlessly evolve throughout the decades to come. In addition to groundbreaking design elements that bring fans closer to the game, the venue is a showcase for the region's sustainable efforts and world-class wine and cuisine. Fans have also come to recognize Levi's Stadium as a year-round destination that features a restaurant headlined by an award-winning chef and a museum dedicated to honoring the team's storied history, while also using football as a means to educate Bay Area youth.

Under York's leadership, the team established the Edward J. DeBartolo, Sr. 49ers Hall of Fame in 2009, to commemorate the significant accomplishments of some of the team's biggest stars and key contributors. Named for his grandfather and the beloved patriarch of the 49ers, the Hall of Fame automatically inducted those 49ers greats that have either had their jersey numbers retired by the team or have been inducted into the Pro Football Hall of Fame. York, shortly thereafter, announced the Hall of Fame's inaugural inductee, his uncle, Edward J. DeBartolo, Jr., who was enshrined during the 2009 season. The 49ers Hall of Fame now has a home inside the 49ers Museum at Levi's Stadium.



Also located inside the 49ers Museum is the Denise DeBartolo York Education Center, which provides learning platforms that connect, inspire and engage 60,000 K-8 Santa Clara and greater Bay Area students annually. Featuring content-rich lessons in science, technology, engineering, art and mathematics, the highly interactive center promotes physical activity and valuable life skills. Since the program's inception in 2014, the program has provided trajectory and mindset-changing experiences to more than 250,000 participants.

CARRYING ON THE FAMILY'S LEGACY

York's roots with the 49ers run deep. He is the oldest child of Denise and John York, the co-chairmen of the team. York's uncle and godfather, Eddie DeBartolo, also known to fans as "Mr. D", has long served as a mentor.

York began his career as a financial analyst at Guggenheim Partners, a diversified financial services firm. He worked in the firm's New York office in several areas, including private wealth management, hedge funds risk analysis, and collateralized debt obligations. York currently serves on three key committees, Stadium, Digital Media and NFL Network, assigned to address facets of National Football League business.

Born and raised in Youngstown, OH, York was a student athlete at Cardinal Mooney High School where he was captain of the baseball team as well as student body president. After high school, York decided to carry on a family tradition by attending the University of Notre Dame, where he earned a degree in both finance and history. York was a member of Phi Alpha Theta, the National History Honors Society.

York credits his parents, his uncle Eddie, and his grandfather Edward DeBartolo, Sr. as being positive role models and for teaching him character values such as integrity, a strong work ethic, and respect for others. He is pleased to carry on his family's commitment to community by serving as a board member at Tipping Point Community, the Commonwealth Club, the Chegg Foundation, Dignity Health Foundation, Bay Area Council, Silicon Valley Leadership Group, Operation HOPE, the Council on Foreign Relations, as well as the Advisory Council for the University of Notre Dame.

Besides his tremendous passion for the 49ers, York enjoys traveling, fishing, and playing cards, which he learned from his grandfather.

Jed lives in the Bay Area with his wife, Danielle, and two sons, Jaxon and Brixton.





JOHN LYNCH

GENERAL MANAGER

18TH NFL SEASON (15 PLAYING/3 FRONT OFFICE) | 3RD WITH 49ERS

One of the most respected players to ever play the game of football, and a six-time finalist for the Pro Football Hall of Fame, John Lynch is in his third season as the team's General Manager following a 15-year playing career and more than eight seasons as an NFL analyst.

Since coming to San Francisco, Lynch has been vigilant in seeking and acquiring the players that embody the team's culture on the field and in the community. While working hand-in-hand with head coach Kyle Shanahan and the coaching staff, Lynch and his personnel staff continue to add players through all available avenues.

Following the 2018 season, Lynch continued to improve the 49ers roster through trades, free agency and the 2019 NFL Draft. The offseason started with the 49ers acquiring DL Dee Ford via trade and signing him to a five-year contract followed by the signing of free agents such as LB Kwon Alexander, RB Tevin Coleman, and Pro Bowl CB Jason Verrett. The 49ers added eight players to the roster during the 2019 NFL Draft, including DL Nick Bosa with the second overall selection. On June 5, 2019, the organization announced at its annual State of the Franchise that it had signed All-Pro T Joe Staley to a two-year contract extension through the 2021 season, ensuring he would finish his career in red and gold.

In 2018, Lynch bolstered the 49ers offensive line with the additions of C Weston Richburg through free agency and T Mike McGlinchey in the first round of the 2018 NFL Draft. Richburg went on to start 15 games at center while McGlinchey started all 16 games at right tackle and earned All-Rookie Team honors from the Pro Football Writers of America and ESPN.

In his first season with San Francisco, Lynch brought in several key players through free agency, including WR Marquise Goodwin, K Robbie Gould and FB Kyle Juszczyk, who impacted the team immediately. Goodwin set career highs in receptions (56) and receiving yards (962), Gould led the NFL with a career-high 39 made field goals and a career-high 145 points and Juszczyk was selected to the Pro Bowl.

Lynch was also responsible for acquiring G Laken Tomlinson and QB Jimmy Garoppolo in trades. Tomlinson was acquired on August 31, 2017 and started the final 15 games of the season at left guard. He was rewarded with a three-year contract extension through the 2021 season on June 22, 2018. Garoppolo, who was traded to San Francisco on October 30, 2017, started the final five games of the season and posted a 5-0 record while setting the franchise record for most passing yards in the first five starts with the team (1,542 yards). On February 8, 2018, Garoppolo signed a five-year contract extension through the 2022 season.

Lynch joined the 49ers in February of 2017 after serving as a color analyst for FOX Sports from 2009-16. In his final season of 2016 with FOX, he manned the number two broadcast crew alongside play-by-play announcer Kevin Burkhardt.

LYNCH'S GOLDEN NUGGETS

- Lynch is a member of the Tampa Bay Buccaneers Ring of Honor (2016) and the Denver Broncos Ring of Fame (2016).
- One of seven players in NFL history to make at least four Pro Bowls with multiple teams (Tampa Bay - 5; Denver - 4).
- His nine Pro Bowl selections rank 2nd in NFL history among safeties, behind Pro Football Hall of Fame S Ken Houston (10).
- A four-time AP All-Pro selection (1999-2002), Lynch also won Super Bowl XXXVII as a member of the Buccaneers.
- Attended Stanford University (1989-92) where he played both football and baseball. He earned Second-Team All-American and First-Team All-Pac-10 Conference honors as a senior while playing for Hall of Famer and former 49ers head coach Bill Walsh.
- Selected in the second round (66th overall) of the 1992 Major League Baseball Draft by the Florida Marlins.
- In August of 2000, he and his wife, Linda, formed the "John Lynch Foundation" to provide "encouragement and positive alternatives for young people."

In 2019, Lynch received the prestigious Wender Weis Change Maker Award, which is given annually to a current or former professional athlete who has used their sports platform to improve the lives of underserved youth.

Prior to his time at FOX, Lynch constructed one of the all-time great NFL careers while with the Tampa Bay Buccaneers (1993-2003) and the Denver Broncos (2004-07). A four-time All-Pro and nine-time Pro Bowl selection, he played in 224 games (191 starts) and registered 1,277 tackles, 13.0 sacks, 26 interceptions, 16 forced fumbles, eight fumble recoveries and 100 passes defended. Lynch also started all 12 playoff games in which he appeared and tallied 71 tackles, two interceptions and 12 passes defended. He was a Buccaneers team captain as the squad achieved the crown jewel of team sports, a victory in Super Bowl XXXVII, and has been inducted into the Ring of Honor in both Tampa Bay and Denver.

Lynch attended Stanford University where he excelled in both football and baseball. On the football field, he earned Second-Team All-American and First-Team All-Pac-10 Conference honors as a senior, while playing for Hall of Fame head coach Bill Walsh. Lynch was later selected in the third round (82nd overall) of the 1993 NFL Draft by Tampa Bay. Following his career on the diamond for the Cardinal, he was selected in the second round (66th overall) of the 1992 Major League Baseball Draft by the Florida Marlins.



In addition to his stellar play on the field, Lynch is also a pillar of the community. He and his wife, Linda, formed the John Lynch Foundation, which is committed to inspiring young people to become leaders through scholarship, sport participation and community involvement. The Foundation is committed to developing leaders by encouraging dreams, providing programs that assist and motivate, and recognizing achievement and excellence.

Lynch was the recipient of the 2006 Bart Starr Award, which is voted upon by players throughout the NFL and recognizes a player who shows outstanding character and leadership in the home, on the field and in the community. He was also presented with The Byron "Whizzer" White Award, which is given annually to the NFL player who serves his team, community and country in the spirit of Bryon Raymond White. In 2019, Lynch received the prestigious Wender Weis Change Maker Award, which is given annually to a current or former professional athlete who has used their sports platform to improve the lives of underserved youth. Lynch was also the 2019 recipient of the Excellence in Leadership Award from the Positive Coaching Alliance.

John and his wife, Linda, have four children - Jake, Lindsay, Lilly and Leah.

SALUTE TO SERVICE AWARD NOMINEE

One of the most respected players to ever play the game of football, the six-time finalist for the Pro Football Hall of Fame and San Francisco 49ers General Manager **John Lynch** has a longstanding appreciation for the United States military.

As someone whose grandfather and great uncle volunteered for the Army the day after the deadly attacks on Pearl Harbor in December 1941, Lynch has the utmost respect for our military service men and women and has committed time and resources towards supporting the United States Armed Forces for decades.

Since 1998, Lynch has frequented various Air Force bases and military hospitals to personally thank those serving in the military, including MacDill Air Force Base in Tampa, FL, Walter Reed Hospital in Bethesda, MD, and various visits to Fort Carson and Peterson Air Force Base in Colorado. In 2002, the John Lynch Foundation hosted the 'Salute the Stars & Stripes' fundraiser honoring then United States Army Commander of U.S. Central Command Tommy Franks.

"Through my foundation, we've been involved in military appreciation for a long, long time," said Lynch. "Military appreciation is so important to me, because we understand that the unbelievable freedoms, ideals and realities that make America - in my mind - the greatest country in the world are given to us because a lot of people sacrificed for them. To me, no one does so more than the military."



During his last season playing in the NFL (2007), Lynch hosted troops from Buckley Air Force Base (Aurora, CO) during the Denver Broncos training camp at Dove Valley. He visited with and shared a meal with military personnel who had either recently returned from serving in Iraq or were preparing for overseas deployment.

Lynch's military appreciation continues to this day. Every year since 2011, he has hosted military families at the annual Lynch Christmas Party in Colorado and during his inaugural training camp as 49ers general manager, Lynch hosted service men and women during the team's Military Appreciation Day.





PARAAG MARATHE

PRESIDENT OF 49ERS ENTERPRISES & EXECUTIVE VICE PRESIDENT OF FOOTBALL OPERATIONS

19TH NFL SEASON | 19TH WITH 49ERS

Paraag Marathe is in his 19th year with the 49ers, currently serving as both President of 49ers Enterprises & Executive Vice President of Football Operations.

On the team side, Marathe continues in his long-respected role as the team's chief contract negotiator and salary cap architect, while overseeing the team's football analytics department, among other football duties. He is responsible for the 49ers compliance with the NFL's collective bargaining agreement and works alongside general manager John Lynch and head coach Kyle Shanahan on all aspects of the club's football operations.

Within 49ers Enterprises, Marathe oversees outside business ventures, advisory efforts, and major investment opportunities for the club. Marathe recently led the effort by 49ers Enterprises to purchase a minority ownership stake in Leeds United Football Club of the English Championship League. Marathe holds a seat on the Leeds United Board of Directors as part of the investment designed to help the historic club earn promotion to the Premier League. Backed by the 49ers in the 2018-19 season, Leeds fell just shy of promotion, advancing to the Championship play-off semi-final.

While serving as 49ers team president from 2014-16 and COO from 2010-13, Marathe oversaw the development of Levi's Stadium and helped bring to life the vision of an unparalleled fan experience at the venue. Using the Bay Area as inspiration, the club focused on bringing technology, sustainability, and culture to the stadium experience. His leadership was critical during the club's transition from Candlestick Park to Levi's Stadium, as he set the vision and hired many of the current executive team members. He also played a critical role on the small team that founded and incubated VenueNext, a technology company that is setting new standards for the live event experience.

In addition to 49ers games, the venue has hosted a myriad of non-NFL events such as the 2019 College Football Playoff National Championship, Super Bowl 50, WrestleMania 31, the 2015 NHL Stadium Series, multiple Pac-12 Championship Games, the Redbox Bowl, concerts, and international soccer. Under Marathe's leadership, the stadium garnered industry acclaim, most notably the prestigious honor of *Sports Business Journal* 2015 Sports Facility of the Year and Venue of the Year at the 2015 Stadium Business Awards in Barcelona, Spain.

Marathe has played an integral role in rebuilding the 49ers current roster, negotiating contract extensions in recent years with a number of key players, including QB Jimmy Garoppolo and T Joe Staley. Additionally, Marathe's work during free agency has helped to land accomplished veteran players, such as All-Pro CB Richard Sherman, Pro Bowlers DL Dee Ford (trade/extension), FB Kyle Juszczyk and CB Jason Verrett, as well as LB Kwon Alexander. Over the years, Marathe has consistently kept the club in a competitive salary cap position.

A native of Saratoga, CA, Marathe's passion for the 49ers was instilled at a very young age. As an avid Bay Area sports fan, he has rarely missed any 49ers games since he was six years old. Marathe's Bay Area roots run deep, having received his bachelor's degree with high honors from the Haas School of Business at the University of California-Berkeley and his MBA from Stanford University's Graduate School of Business.

Beyond the 49ers, Marathe was named the Chairman of USA Cricket in October 2018 and moved quickly to ensure USA Cricket earned recognition by the International Cricket Council (ICC) as the organization's 105th member and develop a world-class T20 professional cricket league in the United States. He is also actively involved in the Bay Area community with organizations and causes that are personally important to him. He currently sits on the Board of Directors for Andrea's Voice and Project HEAL, two nonprofits that are focused on bringing awareness and funding, respectively, for fighting eating disorders. He serves on the Board of the Sequoia Hospital Foundation, where both of his daughters were born. Marathe is also a Lecturer at Stanford's Graduate School of Business, co-teaching two courses: Sports Business Investment and Negotiations. In 2015, Marathe was selected as a member of the *Sports Business Journal's* Forty Under 40 class.

Marathe, his wife, Jennifer, and two daughters, Juniper and Mar-en, live in Los Altos, CA.



AL GUIDO

PRESIDENT

13TH NFL SEASON | 6TH WITH 49ERS

Al Guido was named President of the San Francisco 49ers on February 15, 2016. Guido oversees all key business initiatives for the team. Guido also concurrently serves as the CEO and co-managing partner of Elevate Sports Ventures, which - launched in 2018 - works to bring comprehensive business solutions to the sports and entertainment industry that identify new revenue opportunities and bring new, innovative ideas to market.

Prior to being named President of the 49ers, Guido served as the team's chief operating officer from 2014-16. Levi's Stadium has proven itself as a 360-degree entertainment venue in its first four years under Guido's leadership. The venue has hosted Super Bowl 50, WrestleMania 31, Major League Soccer, multiple Pac-12 Championship Football games, International Soccer giants Manchester United and Barcelona, Taylor Swift, Kenny Chesney, Grateful Dead, and NHL Outdoor Classic. In 2017, the stadium played host to the largest soccer tournament on U.S. soil since the World Cup with the Copa America Centenario as well as hosted the prestigious 2019 College Football Playoff National Championship.

Under his direction, the construction and year-one operations of Levi's Stadium exceeded all projections - finishing under budget on construction, with lower public debt than expected, delivering \$2.8 million to the City of Santa Clara general fund from non-event revenue in just the first eight months of operations, and fully funding reserve cash balances for the Santa Clara Stadium Authority.

Guido led the sales team that made the stadium a reality, highlighted by the record-setting Stadium Builders License sales campaign for the stadium's seats and suites. The team has signed more than a dozen partners with record-breaking figures in corporate partnership investments, including Levi's® and SAP.

Creating a technologically enhanced game day experience that is influencing sports venues across North America and around the world, the strategy for Levi's Stadium developed by Guido and the 49ers executive management team has garnered international recognition, most notably the Sports Business Journal 2015 Sports Facility of the Year and Venue of the Year at the 2015 Stadium Business Awards in Barcelona, Spain. Leveraging technology with sustainability, Levi's Stadium has also generated international acclaim for its green efforts under Guido's direction. For its green innovation and implementation - inclusive of being the first NFL stadium to be twice LEED certified - Levi's Stadium was named the 2017 StadiumBusiness Environmental Stadium of the Year and the 2016 Green Sports Alliance Environmental Innovators of the Year.

Prior to being elevated to his former role as chief operating officer in 2014, Guido worked on behalf of the 49ers and the Santa Clara Stadium Authority as the senior vice president of global sales for Legends beginning in 2010. As the firm which led the sales effort for the 49ers and the Stadium Authority during Levi's Stadium construction, Legends achieved record-setting records for the franchise.


Before joining Legends, Guido served as sales manager for the Dallas Cowboys. In that role, he managed the sales department for Cowboys Stadium (now AT&T Stadium) that broke industry records for PSL sales totaling over \$600 million.

Guido joined the Cowboys after having served as the senior director of ticket sales for the Phoenix Coyotes of the National Hockey League. During his term, the Coyotes achieved the first revenue increases in the 10-year history of the franchise and finished in the top five in the NHL for new business sales.

A native of Washington Township, NJ, Guido began his career in the sports and entertainment industry with Comcast-Spectacor, owner and operator of the NBA's Philadelphia 76ers, NHL's Philadelphia Flyers, AHL's Philadelphia Phantoms, Comcast SportsNet and the Wachovia Complex. Guido later served as director of business development for the Lakewood Blueclaws (a minor-league affiliate of the Philadelphia Phillies).

A Board Member of City Year San Jose/Silicon Valley, a contributor to the Navy Seal Foundation, Board Member of the Coach K/ Fuqua School of Business, and serving on the Advisory Board at the San Jose State Institute for Study of Sport, Society & Social Change, and the Advisory Council at the Positive Coaching Alliance, Guido received his bachelor of business administration from the College of New Jersey, where he played wide receiver for the school's football program. In 2016, Guido was named to the Forty Under 40 list by both the SportsBusiness Journal and the San Francisco Business Times, for demonstrating industry excellence and innovation early in his career. His leadership has earned the San Francisco 49ers the 2017 ESPN Sports Humanitarian Team of the Year Award for its comprehensive efforts in the community, while Guido was named to the SportsBusiness Journal's list of "Power Players: Ticketing" in 2018. He was again recognized in 2019 by the SportsBusiness Journal's Forty Under 40 list for his ongoing impact in professional sports. The franchise continues to be yearly recognized as one of the Best Places to Work in the Bay Area under his guidance.

Guido and his wife, Thea, have three daughters, Estella, Sloane and Tatum.



ALEX CHANG

CHIEF MARKETING OFFICER

1ST NFL SEASON | 1ST WITH 49ERS

Alex Chang is in his first season with the 49ers and serves as chief marketing officer. In his role with the team, Chang leads all areas of marketing including brand marketing and communications, social, digital, content, game presentation, events, design and media.

A veteran of almost two decades in major brand marketing, Chang is an influential player in the sports marketing industry. Prior to joining the 49ers, he served as the head of partnership marketing for Samsung. Prior to that, Chang worked at elite marketing agencies. He was vice president at Wasserman where he advised global brands on their sports and entertainment partnerships. He also served as vice president at IMG College.

Chang cut his teeth in the marketing industry at American Express, where he spent 13 years in various marketing roles including vice president of sports and entertainment marketing and vice president of U.S. advertising. He also served on the executive leadership team at American Express which created Small Business Saturday. Chang began his career at Ernst & Young as a senior strategy consultant.

Chang was named to the *Sports Business Journal's* "Forty Under 40" list, recognizing the most promising executives in the sports industry. He's also been named to SBJ's Power Players list. His work has been underscored by multiple awards from organizations including the Cannes Lions, Effies, CLIOs, Event Marketer and Business Marketing Association.

Chang is a native of North Carolina and earned both his bachelor's and master's degrees from Emory University in Atlanta. He and his wife, Menaka, have three children.



HANNAH GORDON

CHIEF ADMINISTRATIVE OFFICER AND GENERAL COUNSEL

11TH NFL SEASON | 9TH WITH 49ERS

Hannah Gordon is entering her ninth season with the 49ers and second as chief administrative officer and general counsel.

In her role, Gordon oversees Legal, Public Affairs and Strategic Communications, Risk Management, Community Relations, the 49ers Foundation, including its award-winning direct programs, 49ers EDU which excites youth about STEAM through football and 49ers PREP which connects with football, health, and wellness with young people at all levels younger than the professional level, Fan Engagement, and the 49ers Museum. Gordon advises on all legal issues involving both the football team and Levi's Stadium. She is also the Secretary of the Bay Area Host Committee and has been involved with events such as Super Bowl 50, WrestleMania 31, Beyoncé's Formation World Tour, the Copa America Centenario, and the 2019 College Football Playoff National Championship. Gordon is active in league-wide matters, has served on multiple intra-league working groups, and hears appeals as a member of the panel that administers the NFL Player Tuition Assistance Plan and the NFL Severance Pay Plan.

Gordon joined the 49ers in 2011 as director of legal affairs, a role she held for four seasons, before becoming the vice president of legal and government affairs in 2015, then general counsel from 2016-17. Gordon came to the 49ers from the NFL Management Council where she worked on NFL player contracts, salary cap compliance, the 2011 NFL collective bargaining agreement, and labor issues, including the 2011 lockout. Prior to the NFL, Gordon practiced at Latham & Watkins LLP.

In 2019, Gordon was named to the *Silicon Valley Business Journal's* 100 Women of Influence. In 2017, she received the *Silicon Valley Business Journal* and *San Francisco Business Times'* Corporate Counsel Diversity Champion of the Year award for the work she did along with 49ers ownership on restructuring the 49ers Denise DeBartolo York Fellowship and implementing a diverse-slate interviewing policy, making the 49ers the first team in the NFL to commit to interviewing at least one woman and at least one person of color for every business opening. In 2015, Gordon was named to the Legal 500's GC Powerlist - U.S. Rising Stars. Gordon also serves on the Advisory Board of San Jose State's Institute for the Study of Sport, Society, and Social Change and the Silicon Valley Leadership Group Foundation Board.

Gordon holds a B.A. from UCLA and a J.D. from Stanford, where she has served as a Lecturer In Law.



BRANO PERKOVICH

CHIEF INVESTMENT OFFICER

6TH NFL SEASON | 6TH WITH 49ERS

Brano Perkovich is in his fourth season as the San Francisco 49ers chief investment officer. Perkovich previously served as an executive vice president with the 49ers and a managing partner at Aurum Partners LLC, the family office fund affiliated with the owners of the San Francisco 49ers.

Perkovich focuses on new strategic business initiatives and early stage and growth equity investment opportunities in sports, technology and strategically adjacent consumer markets where the portfolio companies can leverage the 49ers access and network to help drive product adoption and accelerate growth.

Before joining the 49ers, Perkovich was a technology investment banker in Menlo Park and London where he advised technology clients on a variety of corporate financing and strategic advisory transactions. He completed numerous M&A, private and public equity and debt transactions with \$15-plus billion in aggregate value.

Perkovich also spent several years with the Boston Consulting Group in Chicago, working on corporate strategy and business development assignments for Fortune 500 companies.

Perkovich holds a B.S. in electrical engineering and computer science from the University of California at Berkeley and an MBA from Stanford Business School.

Originally from Bosnia, Perkovich lives with his wife, Melissa, and their daughters, Katarina and Emilia, in Menlo Park, CA.



SCOTT SABATINO

CHIEF FINANCIAL OFFICER

10TH NFL SEASON | 10TH WITH 49ERS

Scott Sabatino is the chief financial officer for the 49ers. He is responsible for management of the financial operations of the team and stadium-related entities, as well as the team's human resources and information technology functions. Sabatino was a key member of the group that secured the initial and long-term financing for Levi's Stadium.

Sabatino joined the 49ers in 2010 after serving as the associate commissioner of business & finance for the Pac-10 Conference for over three years. Prior to the Pac-10, he spent 11 years with the East Coast Hockey League (ECHL), a developmental league for the NHL based in Princeton, NJ, where he served as the league's EVP/COO. In 2015, Sabatino was inducted into the ECHL Hall of Fame and in 2018, he was named CFO of the Year (private companies) by the *Silicon Valley Business Journal*.

Sabatino began his career with Coopers & Lybrand's audit practice in Boston where he became a CPA. He earned a B.S. in accounting from Northeastern University and a M.S. in sport management from the University of Massachusetts.

Sabatino resides in San Francisco, CA with his wife, Elaine.



BRENT SCHOEB

CHIEF REVENUE OFFICER

9TH NFL SEASON | 9TH WITH 49ERS

Brent Schoeb is in his ninth season with the San Francisco 49ers and second as Chief Revenue Officer. In his role, Schoeb is charged with overseeing corporate partnership sales, corporate partnership activation, broadcast partnerships, suite/premium hospitality sales, suite/premium hospitality activation, membership sales, membership services and ticketing for the 49ers, as well as sales initiatives tied to public events at Levi's Stadium, which was voted the *Sports Business Journal's* Sports Facility of the Year in 2015. Across each of Schoeb's revenue generation verticals, the 49ers are a top NFL team for the 9th most valuable sports franchise in the world according to Forbes.

Outside of the 49ers and Levi's Stadium, Schoeb leads revenue generation efforts for the Bay Area Host Committee (which included a record-setting effort for the 2019 College Football Playoff National Championship), and he is also involved with partnership consulting for 49ers Enterprises and Elevate Sports Ventures.

Previously, Schoeb served as the 49ers vice president of corporate partnerships. The 49ers have more million dollar corporate partnerships than any other NFL team and partner with some of the most recognizable brands in the world. Under Schoeb's leadership, the partnership sales efforts have led to five consecutive years of record-breaking revenue growth. Beyond the 49ers, Schoeb's team provides an extensive portfolio of opportunities, which have included hosting the College Football Playoff National Championship Game, Super Bowl 50, a Bowl Game entitlement, Cal-Hi Sports entitlement, and the Pac-12 Football Championship Game. Schoeb's team has delivered best-in-class activations, garnering several awards from ANA, Clio, Event Marketer, Digital Trailblazer as well as being named the 2017 ESPN Humanitarian Team of the Year due in part to the involvement of the 49ers STEM entitlement partner.

Leveraging the 49ers proximity to Silicon Valley, Schoeb has pioneered a number of new, innovative partnership categories including a leading role for VR/AR with the organization. In turn, he instituted the first-ever Corporate Partner Tech Talk focusing on authentic partner technology integrations to improve fan experience. He also helped launch digital streaming of 49ers preseason games (first NFL team to announce) as well as rolling out digital/social content franchises for partners and fans.

This is Schoeb's second stint with the 49ers. During his Candlestick Park tenure, he led the corporate partnership sales team in new business development, including selling the first 49ers season-presenting partnership. At the time, it was the largest deal in the history of the franchise outside of naming rights.

Between stints with the 49ers, Schoeb was Director of Corporate Partnerships for the Indianapolis Motor Speedway/Indy 500. There he sold the IMS Solar Farm, the largest solar installment at any sports venue in the world, winning a NASCAR Green Summit award. Prior to joining the 49ers, Schoeb served on the corporate partnerships team for the NBA Memphis Grizzlies where he was the recipient of an NBA Best Practice award.

A Minnesota native, Schoeb is a graduate of St. Cloud State University and later completed his MBA and Masters of Sports Administration at Ohio University. Schoeb serves as a National Sports Forum and NFL Club Sponsorship steering committee member as well as an MVP Index advisor.

Schoeb resides with his wife, Jessica, daughter, Taetum, and son, Braxton, in San Jose, California.



ROBERT ALBERINO JR.

VICE PRESIDENT/EXECUTIVE PRODUCER

25TH NFL SEASON | 7TH WITH 49ERS

Robert Alberino is in his seventh season as the team's vice president/executive producer. He oversees all marketing, creative and design as well as the team's in-house production division, 49ers Studios. Alberino leads a team tasked with creating all multimedia and broadcasts across the team's various platforms (television, stadium entertainment and web). He also oversees all branding, social media and new media for the franchise.

Before Alberino's arrival in 2013, he served as the vice president of media and marketing for the Kansas City Chiefs (2010-13). His production division, 65 Toss Power Trap Productions, garnered the most broadcast and event-production accolades in Chiefs history while taking Arrowhead Stadium to league leaders in fan engagement and entertainment.

Prior to that, Alberino spent 14 seasons with the Philadelphia Eagles (1997-2010). During his time with Philadelphia, Alberino created the Eagles Television Network, which he pioneered in his first year with the team. As the vice president of broadcasting, from 2006-10, the Eagles and ETN garnered regional and national notoriety for its productions and innovation for in-house creative work.

Alberino was a filmmaker for NFL Films (1995-97) where he served as a writer/director for HBO's Award-winning program, "Inside the NFL" while working with iconic American filmmaker, Steve Sabol. Alberino has also been awarded a total of 62 Emmy's including nine Awards for Best Director in his 24 years in the NFL.

Alberino also worked as a producer in Pittsburgh, PA for a production company as well as several television and radio stations in Pennsylvania and Connecticut.

In 2012, Alberino was bestowed an honorary enlistment in the United States Army and continues to pay forward the honor by working alongside all branches of the military on a daily basis. He also works with Santa Clara Unified high school students as a mentor and sits on the Board of Directors for The First Twenty, a non profit dedicated to improving the performance, health and safety of the American First Responder.

Alberino graduated from Duquesne University in 1992. He and his wife, Lisa, have three children, Jordan, Angelina and Stella GiGi.



HARPREET BASRAN

VICE PRESIDENT, HUMAN RESOURCES

7TH NFL SEASON | 7TH WITH 49ERS

Harpreet Basran is in her seventh season with the 49ers first as the vice president, human resources. In her role, she manages the human resources department, which handles all aspects of the employee life cycle including employee relations, benefits administration, compensation analysis, onboarding, and employee engagement for the team and the stadium management company.

Basran initially joined the 49ers as a human resources generalist in 2013, and held positions of increasing responsibility during her tenure with the franchise.

Before joining the 49ers, Basran was with Foster Farms where she managed employee relations at one of the manufacturing plants in Fresno, CA.

Harpreet is originally from Turlock, California. She received her BS in Business Administration and MBA from California State University, Stanislaus. Basran now resides in San Jose, CA.



JIHAD BEAUCHMAN

VICE PRESIDENT, DEPUTY GENERAL COUNSEL

6TH NFL SEASON | 6TH WITH 49ERS

Jihad F. Beauchman joined the San Francisco 49ers in 2014 as corporate counsel for the team and the management company for Levi's® Stadium. He was promoted to vice president, deputy general counsel in 2019.


Beauchman most recently worked for the international law firm of Covington & Burling in Washington, D.C., from 2009-14. While there, he represented numerous clients in the sports and technology industries in complex business transactions and high-stakes litigation matters.

Beauchman earned his Bachelor of Arts in Economics from Yale University in 2006, where he was an All-American high jumper on the Men's Track and Field team. He currently holds the Yale school records for outdoor high jump and indoor triple jump.

Beauchman then attended Harvard Law School, where he earned his J.D. in the spring of 2009. During his time at Harvard, Beauchman was the legal intern for the 2008 NBA Champion Boston Celtics.

Beauchman was born in San Francisco, CA, raised in San Jose, CA, and attended Bellarmine College Preparatory in San Jose, CA for high school.

Beauchman and his corgi, Ronnie, reside in San Jose.



JAMIE BRANDT

VICE PRESIDENT, SALES AND SERVICE

22ND NFL SEASON | 12TH WITH 49ERS

Jamie Brandt joined the San Francisco 49ers in 2008 and serves as the team's vice president of sales and service. Brandt oversees all aspects of suite, ticket and hospitality sales and service for the club. Brandt concurrently serves as the vice president of ticket sales for Elevate Sports Ventures, a new joint venture between power players Live Nation, Oak View Group, and Harris Blitzer Sports & Entertainment. Throughout his career, he has been part of four stadium or arena openings, including three in the NFL.

Brandt was instrumental in initially establishing the sales and service culture within the organization upon his arrival in 2008. One of his most important tasks was to methodically construct a team of dedicated sales and service professionals focused on growing and maintaining the 49ers ticket-buying fan base. The sales and service department includes dedicated staffs for suites and SBLs, respectively, as well as ticketing and hospitality.

Prior to joining the 49ers, Brandt was the senior director of ticket sales for the Arizona Cardinals from 2001-08. He was responsible for developing annual sales campaigns and overseeing day-to-day sales department activity, as well as overseeing service provided to the team's season ticket holders. In 2006, Brandt led the Cardinals' ticket relocation and new sales campaign for the University of Phoenix Stadium, which opened in the fall of that year. During Brandt's time with the Cardinals, the season ticket base more than doubled and, at the time of his departure, the Cardinals had established a consecutive home sellout streak and season ticket waiting list for the first time in team history.

From 1997-00, Brandt served as the manager of club seat sales for the Tampa Bay Buccaneers selling the new Raymond James Stadium which opened in September of 1998. During Brandt's time with the Buccaneers, the team officially established a season ticket waiting list for the first time in its history. Brandt left the NFL for one season to assume the role of senior director of sales & administration for the XFL's Orlando Rage in 2001.

Brandt started his career in sports with the NHL's Tampa Bay Lightning from 1996-97. Brandt was part of a staff that sold the new Ice Palace Arena (now the Amalie Arena) that opened in the fall of 1996.

A graduate of Eckerd College in St. Petersburg, Florida, Brandt earned a bachelor's degree in management with a focus in economics. He sits on the advisory board of Loop & Tie, a consumer engagement platform that makes it easy for companies to connect with customers through gifting, and Season Share, a ticket sharing app that splits season tickets with other fans. Brandt is also a board member with Juma Ventures, a non-profit based on the Bay Area that strives to break the cycle of poverty by paving the way to work, education, and financial capability for youth across America.



RUSS BUTLER

VICE PRESIDENT OF SECURITY

6TH NFL SEASON | 6TH WITH 49ERS

Russ Butler is in his sixth season and currently serves as the vice president of security for the San Francisco 49ers and Levi's Stadium. He is responsible for security strategy and supervision of Security and Safety Team personnel (SST). SST are responsible for day-to-day site security, including 49ers home games and other major events.

Butler joined the organization in summer 2014, taking responsibility for refining the scope and direction of SST. He also oversaw Special Event security, delivering education and guidance to security personnel. Butler managed the delivery of relevant security measures across business groups including team executives, the football team, and ownership. He was instrumental in preparing the organization for its successful Department of Homeland Security Safety Act application, awarded to the venue in 2016.

Prior to joining the organization, Butler served more than three decades in the UK in Law Enforcement at Scotland Yard, retiring in 2013. In addition to serving in specialist units dealing with civil unrest—such as soccer fan violence, public disorder, marches, rallies and demonstrations—and armed crime, Butler was a SWAT Team Leader who developed expertise in counter-terrorism, aviation security, organized crime and gang violence. Butler also worked in close personal protection and delivered personal security for Prime Ministers, Ministers of State, British Royal Family and Foreign Dignitaries.

During his time at Scotland Yard, Butler became an accomplished and trusted advisor who briefed government ministers, senior police commanders, and community leaders. He further developed his skill set on the global stage by designing and delivering security operations on virtually every continent, including conflict zones in the Middle East and Africa.

A former London resident, Butler now lives with his wife, Jane, in Santa Clara, CA.



RAHUL CHANDHOK

VICE PRESIDENT OF PUBLIC AFFAIRS & STRATEGIC COMMUNICATIONS

6TH NFL SEASON | 6TH WITH 49ERS

Rahul Chandhok is in his sixth season with the 49ers and second as vice president of public affairs & strategic communications.

Chandhok is responsible for issues impacting the team's business and reputation, public policy, legislative and regulatory issues, development, land use, cross-functional initiatives, strategic internal and external communications, and serves as a team spokesperson.

Chandhok joined the 49ers in 2014 as manager of government affairs, a role he held for two seasons, and then served as director of external affairs for two seasons. Prior to joining the 49ers, he was influential in the public-private partnership to prevent the relocation of the NBA's Sacramento Kings, and the development of Golden 1 Center, as a Mayoral Aide to Sacramento Mayor Kevin Johnson.

Chandhok is active in the community, serving on the boards of the San Francisco Chamber of Commerce, Silicon Valley Organization, Joint Venture Silicon Valley, and San Jose Library Foundation.

He holds a B.A. from U.C. Irvine and a J.D. from U.C. Davis School of Law.

Chandhok and his dog, Duncan, reside in San Jose.



ESTHER CHI

VICE PRESIDENT, CONTROLLER

19TH NFL SEASON | 19TH WITH 49ERS

Esther Chi is in her 19th season with the 49ers and currently serves as the vice president, controller. In her role, she manages the accounting department, which handles all accounting and payroll functions for the team and the stadium management company.

Chi initially joined the 49ers as a staff accountant where she was responsible for revenue and billing for the football team. Over the years, her role expanded to include financial reporting, hiring and managing the accounting staff, stadium construction accounting, and the integration of multiple systems to promote efficiencies.

Before joining the 49ers, Chi was with Quokka Sports in San Francisco. In addition to her day job in accounting, she learned html coding when she helped with updating real-time stats on the official website for the 2000 Sydney Olympics.

Chi graduated from the University of California, Berkeley and now resides in San Jose, CA.



PATRICIA ERNSTROM

VICE PRESIDENT, LEVI'S STADIUM EVENTS

3RD NFL SEASON | 3RD WITH 49ERS

Patricia Ernstrom is in her third season with the 49ers as the team's vice president, Levi's Stadium Events. In her role, she serves as the 49ers primary liaison with the numerous event organizers the 49ers work with to bring events to Levi's Stadium, including most recently working with management at the CFP to bring an overwhelmingly successful 2019 College Football Playoff National Championship to Santa Clara.

Ernstrom's duties with the Bay Area Host Committee also include leading the efforts towards the Bay Area being selected as a host city for the 2026 FIFA World Cup™. In June 2018, FIFA awarded the opportunity to host the event to the United Bid of Canada, Mexico and the United States. At the time of the selection, the Bay Area and Levi's Stadium were among 23 hosting candidates among the three countries, a list that will be narrowed in the coming years.

Before Ernstrom joined the 49ers, she worked at the San Jose Sports Authority for nearly 20 years. As executive director, Ernstrom oversaw all aspects of the Sports Authority's operations, including organizational goals, strategic planning, and partnership development as well as the year-round and annual programs operated by the Sports Authority, including the San Jose Sports Hall of Fame and the REACH Youth Scholarship Program.

As part of her efforts at the Sports Authority, Ernstrom served as the organization's point of contact for Levi's Stadium and Forty Niners Stadium Management Company representatives throughout the history of the building. She played a pivotal role in Super Bowl 50, WrestleMania 31, the NHL Stadium Series, the Copa America Centenario, as well as bringing the Gold Cup Final and 2019 College Football Playoff National Championship Game to Levi's Stadium.

Prior to joining the Sports Authority, Ernstrom spent seven years in Bay Area television first in promotions and marketing and later as the producer for local programming at the CBS affiliate in San Francisco.

Ernstrom has been honored as a "Women of Influence" Award Winner by the Silicon Valley Business Journal, and has been named to the San Jose Mercury News' "Bay Area Sports' Power Players" list.

A graduate of Santa Clara University, she has served on the Bronco Bench Foundation Board of Directors, The Institute for Sports Law and Ethics, and as a member of the Bay Area Sports Organizing Committee.



JEFF FONG

VICE PRESIDENT OF FINANCE

6TH NFL SEASON | 6TH WITH 49ERS

Jeff Fong is in his sixth season with the 49ers and currently serves as the vice president of finance. In his role, he manages the financial operations and long term financial planning for the team and stadium-related entities, reporting to the chief financial officer.

Fong started as the first financial planning and analysis hire in 2014, and has since built out the finance team, developed the budgeting and forecasting framework, and upgraded the financial planning and reporting systems the organization uses.

Fong came to the 49ers from Juniper Networks, where he was the finance business partner to the chief marketing officer. He has also held various finance roles at Agilent Technologies and began his career in Ernst & Young LLP's audit practice in San Jose where he became a CPA.

He holds a B.S. in business administration and a M.B.A. from the University of California at Berkeley, Haas School of Business. Fong lives in San Jose, CA, with his wife, Stephanie.



KEVIN HILTON

VICE PRESIDENT, CORPORATE PARTNERSHIPS

5TH NFL SEASON | 5TH WITH 49ERS

Kevin Hilton is in his 5th season with the 49ers and currently serves as the vice president, corporate partnerships. In his role, he oversees the partnership sales and activation teams which develop and implement fully integrated marketing platforms designed around the 49ers, College Bowl Game, 49ers Enterprise properties, and other major Levi's Stadium events such as the CFP National Championship.

During his time with the 49ers, Hilton has utilized the rich tradition of the 49ers brand and the organization's innovative mentality to establish impactful partnerships with several reputable companies. Through these innovative relationships, he has successfully designed programs that have helped showcase partners' brands and technologies in a way that uniquely tells their brand story while also improving the overall fan experience.

Before joining the 49ers, Hilton was with the San Jose Sharks and Sacramento River Cats. He graduated from California State University, Sacramento and now resides in Dublin, California where he enjoys playing golf and spending time with his wife and daughter.



MOON JAVAID

VICE PRESIDENT OF STRATEGY & ANALYTICS

7TH NFL SEASON | 7TH WITH 49ERS

Moon Javaid is in his seventh season with the 49ers and currently serves as the vice president of strategy & analytics. In his role, Javaid oversees business intelligence, CRM and fan feedback; manages retail, mobile app, and concessionaire relationships; works on bids for large scale non-NFL events; supports the drive for local revenue; and aids other the business aspects of the organization with strategic and analytical support.

Under Javaid's guidance, the 49ers built a data warehouse that processes over 3 million records per day, launched the award winning Executive Huddle, the first real-time analytics control room on NFL gamedays, collaborated with ticket operations to break NFL records for highest revenue in a regular season game, secured bids for WrestleMania 31 and the Gold Cup Final, acquired Cal-Hi Sports, the Emmy award-winning high school program, launched a sports medicine facility and started the first conference in sports dedicated to business strategy, the Horizon Summit.

Previously, Javaid worked at Linden LLC, a healthcare-focused private equity fund and L.E.K. Consulting, a global management consulting firm.

A Cleveland native, Javaid graduated from Northwestern University with degrees in Psychology and Economics and later earned his MBA from University of Chicago, Booth School of Business.

Moon resides with his wife, Marnie, in Campbell, CA.



SEAN KUNDU

LEGAL COUNSEL, 49ERS ENTERPRISES/INVESTMENTS

7TH NFL SEASON | 7TH WITH 49ERS

Sean Kundu is in his fifth season with the San Francisco 49ers Enterprises group where he oversees the legal affairs for the venture fund affiliated with the owners of the team and business, including corporate development for the team's external projects such as VenueNext, Elevate Sports Ventures, 49ersFit and Michael Mina's Tailgate. He is also instrumental in supporting the team's technology initiatives and works closely with the Strategy and Analytics team on various projects with early stage companies in this space.

Kundu originally started with the 49ers in 2013, providing legal and strategic management on establishing people operations for the team's new entities and scaling the team operations and business staff by over tenfold in preparation for opening Levi's Stadium.

Prior to this, Kundu was at Morgan Lewis and Fisher & Phillips, where he represented and counseled Fortune 500 companies in finance, technology and retail industries. He also worked for several years for CGI Group, providing strategic advice related to technology and operations for some of its largest clients in the U.S.

Kundu received a bachelor's degree in applied mathematics and economics from the University of California at Berkeley and a J.D. from USC's School of Law.

A New Jersey native, Kundu lives with his wife, Megan, and their daughters, Ilika, Ahana and Siona, in Mountain View, CA.



BOB LANGE

VICE PRESIDENT OF COMMUNICATIONS

21ST NFL SEASON | 11TH WITH 49ERS

A veteran of 20 NFL seasons, Bob Lange is in his 11th year with the 49ers and fifth as the team's vice president of communications.

Lange is the 49ers day-to-day spokesman on all football, corporate and Levi's Stadium matters, while acting as the team's liaison with local, national and international media outlets. In addition to managing the publicity efforts for the team's business operations, corporate partnerships, 49ers Foundation, community relations, 49ers Ventures and 49ers Studios, the 49ers communications department also actively promotes all aspects of Levi's Stadium. With more than two decades of strategic communications experience, Lange also supports NFL-wide communications efforts by serving on the league's Public Affairs Communications and Emerging Issues/Rapid Response committees.

Since Lange joined the team as director of communications in 2009, the 49ers have twice been named finalists for the coveted Pro Football Writers of America Pete Rozelle Award, in 2011 and 2012. The award is presented annually to the NFL club public relations staff that consistently strives for excellence in its dealings and relationships with the media.


Additionally, the Levi's Stadium publicity effort has already garnered international recognition, most notably the prestigious honor of Sports Business Journal 2015 Sports Facility of the Year and Venue of the Year at the 2015 Stadium Business Awards in Barcelona, Spain. The 49ers organization has also been named Beyond Sport's 2015 Sport Team of the Year for Outstanding Philanthropic Sports Organization and were the 2013 winners of the prestigious Robert Wood Johnson Foundation Steve Patterson Award for Sports Philanthropy. The team was also a two-time finalist for the ESPN Sports Humanitarian Team of the Year (2015 & 2016) before winning the award in 2017.

Prior to his move to the Bay Area, Lange served as the Philadelphia Eagles assistant director of football media services. A two-time recipient of the Pete Rozelle Award (2001 & 2004) during his 10-year tenure with the team (1998-99 & 2001-08), the Eagles media services department was also recognized as a finalist for the award in 2003.

After beginning his professional career as a public relations intern with the Eagles in 1998, Lange remained with the team until joining Temple University as the assistant director of sports media relations in October of 1999. As the primary contact for the football team, he assisted with the nationally ranked men's basketball program that twice qualified for the NCAA Tournament and reached the Elite Eight, in 2001. In 2000, Lange directed communications for the NCAA Men's Golf Regional Championship.

The Bryn Mawr, PA, native graduated from Fairfield University in 1998 and is an alumnus of Philadelphia's St. Joe's Prep.

He and his wife, Rachael, have two daughters, Charlotte and Emma, and reside in San Jose, CA.



JIM MERCURIO

VICE PRESIDENT, STADIUM OPERATIONS & GENERAL MANAGER

26TH NFL SEASON | 26TH WITH 49ERS

Jim Mercurio is in his 26th year with the San Francisco 49ers and his fifth as vice president, stadium operations & general manager. In his current role, Mercurio oversees all aspects of stadium & event operations including executive oversight of the food and beverage operations, engineering, grounds, guest services, housekeeping, operations & logistics, parking and transportation. He additionally manages all police, game & event day security and medical services working with various local, state and federal governmental agencies.

Mercurio worked with design firm HNTB and builder TDJV Turner/Devcon to get Levi's Stadium designed, built and fully operational ahead of schedule and under budget. Levi's Stadium has played host to high profile events including the 2019 College Football Playoff National Championship, the NHL Stadium Series, WrestleMania 31, Copa America Centenario, and Super Bowl 50. Mercurio was instrumental in working with the bid committee to get the Super Bowl's golden anniversary to the Bay Area in February 2016, which is billed as one of the most successful Super Bowls in NFL history and has set records across the board including transferring 10.1 TB of data Super Bowl Sunday. Under Mercurio's leadership, Levi's Stadium has garnered international recognition, most notably the prestigious Sports Business Journal 2015 Sports Facility of the Year award, as well as a number of green and sustainability honors.

Prior to being named vice president in 2009, Mercurio spent four years as the director of stadium operations for the 49ers at Candlestick Park.

During his 49ers tenure, Mercurio has become an NFL leader in security and stadium management. He developed the stadium emergency evacuation video for the 49ers that has since been mirrored by arenas and stadiums affiliated with the NFL, MLB, NBA, NHL, and NCAA.

In August 2005, Mercurio was influential in aiding the California Department of Homeland Security officials in the first Large Stadium Initiative Program (LSI). Having taken part in the development of the Best Practices for NFL Security, he presented to security and operational professionals affiliated with large stadiums and arenas in the State of California.

Born in San Francisco, CA, Mercurio graduated from Pacifica's Oceana High School in 1989, before attending Canada College in Redwood City, where he earned an AA degree in 1991. A graduate of the University of Pacific in 1993, he obtained his B.A. degree in public relations with a minor in broadcasting. Mercurio went on to earn a master's degree in sport administration and management from Canisius College in Buffalo, NY, in May of 2001. In 2005, Mercurio was selected to complete an NFL Executive Program for Managers at Stanford University. He served on the Santa Clara Board of Visitors and Convention Bureau from 2012-2015. He is currently a member of the Stadium Manager's Association and is an inductee into the Pacifica Sports Hall of Fame. In July 2016, Mercurio was honored with the prestigious National Center for Spectator Sports Safety and Security (NCS4) Professional of the Year Award, which recognizes a professional in the field who has enhanced venue safety and security operations. Mercurio currently serves on the NCS4 Board of Directors and concurrently serves as the Vice-Chair of the NFL's Stadium Security Committee.

Mercurio and his wife, Teri, reside in Vacaville, California.



ABOUT LEVI'S® STADIUM

Heading into its sixth year of operations, Levi's Stadium has become the premier outdoor destination for sports and entertainment on the West Coast. Hosting over 100 major events to date with an average of 20 events per year, Levi's Stadium has provided entertainment for fans across numerous platforms. Still in its infancy, the facility has already garnered numerous awards from around the globe.

Levi's Stadium boasts a seating capacity of 68,500 with the ability to expand to more than 75,000 for special events, and is best known as the home of the five-time Super Bowl champion San Francisco 49ers. Drawing more fans closer to the experience than ever before, Levi's Stadium features nearly 45,000 seats, or roughly two-thirds of stadium capacity, in the lower bowl. Overall, the stadium includes 1.85-million-square-feet of space and offers 9,000 club seats and 174 suites that provide a distinctively California experience.

For 49ers games, Levi's Stadium features unique tailgating options designed to enhance the game day experience, highlighted by Michael Mina's Tailgate, the Faithful Mile presented by Global Syn-Turf and the Red Zone Rally at the Great America Pavilion. Michael Mina's Tailgate is an exclusive, members-only experience housed within the Bourbon Steak and Bourbon Pub restaurants located inside the venue. The Tailgate is tailor-made for 49ers season ticket holders and features an upscale, five-course menu themed for each opponent. The Faithful Mile, a 60,000-square-foot tailgating area accessible to all 49ers ticket holders free of charge, features bars presented by Bud Light, regular rotation of food trucks and entertainment. Red Zone Rally is an all-inclusive pregame party for all 49ers home games, providing pass-holders top-of-the-line food and beverage offerings inside a private, air-conditioned space with free access to ride the Flight Deck roller coaster.

One of the most technologically advanced stadiums in the world, Levi's Stadium is a showcase for innovation in Silicon Valley. Accompanied by its own mobile app, the 49ers App, the venue brings the comforts of watching a game at home right to your seat. In addition to mobile ticketing and parking, in-seat delivery for food and beverages for club

seat holders, and the ability to watch video replays in real-time on a handheld device, the stadium features a best-in-class cellular and Wi-Fi infrastructure that allows guests to stay connected throughout their visit.

Levi's Stadium is home to over 200 original pieces of art and more than 500 original historic photographs. The museum-quality artwork featured through the club and suite levels of the venue is comprised of mixed mediums such as acrylic, charcoal, enamel, oil, pastel, pen and ink, stencil, metals and sculptures. Of the 23 original artists showcased in the Levi's Stadium collection, 20 hail locally from California. The photographs in the collection are from the archives of the 49ers and their esteemed group of team photographers along with many local libraries and historic centers.

In July 2016, Levi's Stadium was awarded LEED Gold Certification for Operations and Maintenance of an Existing Building after opening the stadium in 2014 with LEED Certification as New Construction, making the venue the only one of its kind to twice be recognized for achieving the industry standard for sustainable design and construction. Equipped with a green roof, state-of-the-art solar elements made up of 1,162 photovoltaic panels throughout the venue, low-flow plumbing fixtures and the first rooftop farm at an NFL stadium, the stadium has been widely recognized as a leader in sustainable design. Additionally, Levi's Stadium has established a new standard for sports and entertainment venues by using 85 percent recycled water for all of its non-potable water needs.

Levi's Stadium was awarded the 2017 Facility of Merit by the NFL and the National Center for Spectator Sports Safety and Security for its efforts in performing above and beyond normal operations to demonstrate an innovative approach to enhancing safety and security. Previously, Levi's Stadium was recognized by the *Sports Business Journal* as the 2015 Sports Facility of the Year and by The StadiumBusiness Awards as 2015 Venue of the Year over an international field of facilities.

LEVI'S STADIUM MILESTONES





LEVI'S STADIUM AWARDS

Facility, sustainability, technology and security awards earned by Levi's Stadium since opening include:

FACILITY AWARDS

- Best of the Best Silicon Valley Concierge Association's Awards for Best Attraction - (2016)
- *Sports Business Journal* Sports Facility of the Year - (2015)
- The StadiumSportsBusiness Awards Venue of the Year - (2015)
- Citation Award for Interior Architecture from Kansas City Chapter of the Institute of Architects: Levi's 501 Club - (2015)
- Event Marketer Gold Experience Design Award for Best Permanent Corporate or Retail Installation: Bud Light Patio - (2015)

SECURITY ACCOLADES

- Friends of National Center for Spectator Sports Safety and Security (NCS4) Award - (2019)
- NFL Facility of Merit by the National Football League and the National Center for Spectator Sports Safety and Security - (2017)
- Department of Homeland Security's Science and Technology Directorate SAFETY Act Designation: Forty Niners Stadium Management Company's "The Technology" - (2016)

SUSTAINABILITY AWARDS

- TheStadiumBusiness Environmental Stadium of the Year - (2017)
- Green Sports Alliance Environmental Innovators of the Year Award - (2016)
- IMEX GMIC Green Supplier Award - (2016)
- Acterra Business Environmental Award for Sustainability - (2016)
- LEED Gold Certification for Operations and Maintenance of an Existing Building - (2016)
- California WaterReuse Association Recycled Water Agency of the Year - (2014)
- LEED Gold Certification for a New Construction - (2014)
- Forest Stewardship Council US Special Recognition Award - (2014)

TECHNOLOGY AWARDS

- Stadium Sports Business Awards Venue Technology of the Year: VenueNext - (2015)



BEYONCE AND JAY-Z

On September 29, 2018, Jay-Z and Beyoncé came to Levi's Stadium for their "OTR II" stadium tour. This show marked Beyoncé's fourth performance at Levi's Stadium, including her appearance during the Super Bowl 50 Halftime Show, and the first for Jay-Z.



OUTSIDE EVENTS

Heading into its sixth year of operations, Levi's Stadium has secured its place as the premier outdoor destination for sports and entertainment on the West Coast. Hosting over 100 major events to

date, Levi's Stadium has proven itself as a 360-degree entertainment venue hosting a variety of local and world-class events since its opening in 2014.

TOP OUTSIDE EVENT ATTENDANCE

76,976

WrestleMania 31
March 29, 2015

75,496

Grateful Dead Concert
June 27, 2015

74,947

Grateful Dead Concert
June 28, 2015

74,814

College Football Playoff National Championship
Jan. 7, 2019

71,008

Super Bowl 50
Feb. 7, 2016

70,547

Copa America: Mexico vs. Chile
June 18, 2016

70,205

NHL: San Jose vs. Los Angeles
Feb. 21, 2015

69,451

Copa America: Argentina vs. Chile
June 6, 2016

68,917

Mexican National Team vs. Ireland
March 23, 2018

68,416

ICC: Manchester United vs. FC Barcelona
July 25, 2015

67,439

Copa America: USMNT vs. Colombia
June 3, 2016

67,175

International Soccer: Mexico vs. Chile
Sept. 6, 2014

65,109

ICC: Manchester United vs. Real Madrid
July 23, 2017


63,032

Concacaf Gold Cup Final: USA vs. Jamaica
July 26, 2017



2019 COLLEGE FOOTBALL PLAYOFF NATIONAL CHAMPIONSHIP

On January 7, 2019 the College Football Playoff National Championship came to Levi's Stadium. More than 74,00 fans filled the stands to watch the Clemson Tigers take on the Alabama Crimson Tide. Clemson was crowned the 2019 National Champions after a 44-16 win over Alabama.



MOBILE TICKETING

Bringing the convenience of home to the in-venue experience, the 49ers App -- featuring the functionality of the Levi's Stadium App -- provides club seat holders with the ability to order food, drink and merchandise for in-seat delivery via their personal Internet-enabled handheld device.

TECHNOLOGY

Levi's Stadium is a showcase for innovation in the Silicon Valley through partnerships with local, national and international technology providers that help deliver world-class Wi-Fi capability, mobile connectivity, IPTV, digital displays, HD scoreboard and video displays, and paperless ticketing.

- The most technologically advanced stadium is accompanied by its own app. The 49ers App brings the comforts of watching a game at home right to your seat -- but only at Levi's Stadium. This includes a game center with mobile ticketing and parking passes, in-seat food and beverage delivery, as well as multi-angle replays (within 5-10 seconds) and game statistics. The app also provides detailed maps for each level of the stadium, bluetooth enabled wayfinding.
- XFINITY by Comcast provides free Wi-Fi to guests throughout the stadium. When a fan is in their seat, they are never more than 10 feet away from a Wi-Fi signal thanks to the venue's ground-breaking infrastructure of Internet access points strategically positioned beneath seats throughout the seating bowl -- one access point for every 100 seats.

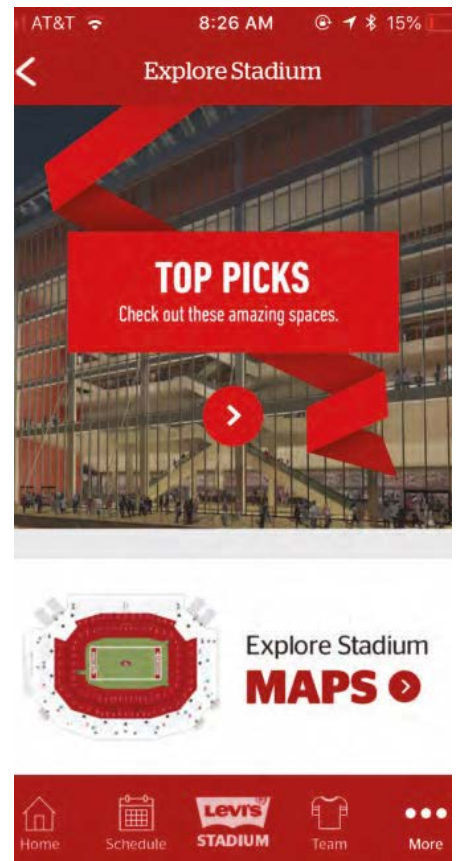
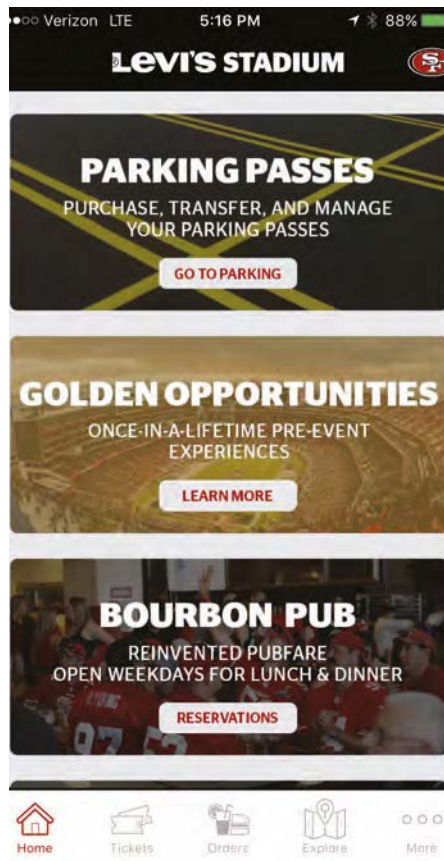
NETWORK INFRASTRUCTURE

- Over 400 miles of data cable connects the stadium, including 70 miles of cable to support Wi-Fi.
- More than 12,000 physical network ports have been installed.
- Levi's Stadium features a backbone of 40Gb/s of available Internet bandwidth, easily scalable to event attendance, which is four times greater than the standard for NFL stadiums recommended by the National Football League for 2017.
- The stadium contains more than 1,300 Wi-Fi access-points supporting 2.4 and 5GHz channels and the most current Wireless standards including 802.11ac; Wi-Fi is accessible in every location and free to all.

IN-STADIUM "BROADCAST"

- The in-stadium "Broadcast" rivals that of a Network TV broadcast, featuring 13 stadium cameras (most NFL stadiums have four to six). The stadium has the ability to share camera feeds with the broadcasting TV network. At least six different replay angles can be viewed per play. The game day production team consists of 40-plus people.
- The stadium is equipped with two HD 13 video boards at the North and South ends of the stadium that measure 200 feet by 48 feet, producing more than 19,000 square feet of viewing space. They are among the largest in the NFL. The boards also feature tremendously sharp, cutting-edge LEDs. The boards can be sectioned in order to show multiple pieces of content simultaneously.
- Levi's Stadium is one of a handful of stadiums in North America that is truly 4K-capable. The content team is currently capturing in 4K, not broadcasting, as they are preparing for future capabilities.
- Nearly 2,000 screens are connected to the stadium's IPTV system, which allows for incredible flexibility and customization throughout the venue. Content includes menu boards, game broadcasts, statistics and other important information as deemed necessary.

Stay connected with the official 49ers mobile app, now featuring the functionality of the Levi's Stadium app, available on iOS and Android.



49ERS MOBILE APP

The app features stunning photography, behind-the-scenes videos, live programming, breaking news updates, and helps guests unlock Levi's Stadium's best-in-class fan experience features.

MOBILE TICKETING

Access Levi's Stadium with mobile tickets and parking passes. Guests can transfer tickets to friends and family with a few taps. Buy and transfer parking passes via Ticketmaster.

49ERS NEWS

Stay up-to-date with all your latest 49ers news and action with featured articles, photo galleries, insider video coverage, exclusive podcasts, and more.

SCHEDULE

Check out the 49ers team schedule for upcoming games using the Schedule tab and purchase single-game tickets right from your App.

TEAM

Take a look at the 49ers' latest roster from all sides of the game using the Team tab.

WAYFINDING

Guests at Levi's Stadium can navigate the venue with turn-by-turn directions to their seat and points of interest as well as see line wait times for all restrooms and concession stands.



SUSTAINABILITY



In August 2014, Levi's Stadium became the first professional football stadium to open with LEED Gold Certification for New Construction, the recognized standard for measuring sustainability for design and construction. Less than two years later in July 2016, Levi's Stadium continued to set benchmarks as the leading sports venue in sustainability by achieving LEED Gold Certification for Operations and Maintenance of an Existing building - making it the first-ever NFL stadium to be LEED Gold certified under the two respective rating systems.

The stadium is designed to reduce energy demand and generate more electricity annually, via on-site photovoltaic (PV) systems, than is consumed during the 10 scheduled 49ers games each season.



SUSTAINABLE DESIGN ELEMENTS

- NRG, the exclusive sustainable energy provider of the 49ers and the stadium, installed a number of state-of-the-art solar elements that account for 1,162 SunPower photovoltaic panels throughout the venue.
- The NRG Solar Terrace, the venue's 27,000-square-foot "green roof," is located atop the stadium's SAP Tower which houses a majority of the venue's 173 suites. This living roof features 16 species of vegetation native to the Bay Area to lower the building's cooling and heating needs by regulating ambient temperatures in SAP Tower.
- In 2016 Levi's Stadium partnered with Farmscape — California's largest urban farming company — to bring the first-ever rooftop farm to an NFL stadium: The Faithful Farm. The 7,000 sq. ft. rooftop farm located on the NRG Solar Terrace supports nearly 40 rotational crops — including tomatoes, summer squash, peppers, eggplants herbs and more — generating an annual yield of more than 7,500 pounds, all of which are harvested and used for dishes served at Levi's Stadium. Excess produce from the Faithful Farm also contributes to the stadium's humanitarian efforts with Hunger at Home and the Salvation Army, helping to provide healthy, vegetable-based dishes to individuals in need.
- Three SunPower solar array-covered bridges, the NRG Energy Bridges, are the first of their kind in the NFL.
- Electrical vehicle charging stations (NRG EV Charging Stations) are located on the west side of the stadium to power maintenance and operations electrical vehicles year-round. NRG is currently building the nation's first comprehensive, privately funded electric vehicle charging network and the charging stations are available to Levi's® Stadium guests on event days.
- Low-flow plumbing fixtures such as toilets, urinals and sinks use 40 percent less water than conventional fixtures. On top of low-flow water fixtures, the stadium uses 85 percent reclaimed water for flush fixtures in addition to irrigating landscape and the playing field — a standard within the sports and entertainment venue industry.
- The playing field is surrounded by a 23,000-square-foot artificial turf track that reduces watering needs by approximately 20 percent and reduces the amount of natural grass needed for each field resurfacing.
- The stadium's sustainable initiatives also include public transit access (Caltrain, ACE & Capitol Corridor - VTA, Amtrak), convenient bicycle parking and a walking path from the San Tomas Creek Trail.
- Construction materials utilized contained more than 40 percent recycled content overall, based on cost. More than 75 percent of construction waste was recycled and diverted from landfills.



SUSTAINABLE STADIUM OPERATIONS PROGRAMS

- **The Solid Waste Management Reduction Program presented by Bud Light** is a comprehensive waste diversion program that is striving for net-zero landfill. All garbage, recycling and compostable materials from inside the venue and the surrounding parking areas are sorted on-site and placed into compactors to be processed.
- **The Building Management System** allows the venue to conserve energy usage through HVAC monitoring, lighting distribution and the use of automatic sensors.
- **The Preventative Maintenance Program** tracks all equipment and systems to enact their manufacturer's recommendations and scheduled preventative plans.
- **The Ongoing Commissioning Program** ensures that the venue operates under the LEED existing building guidelines for new projects and build outs.
- **The Green Cleaning Program** ensures that the janitorial contractor, ABM, uses sustainable green certified products for all cleaning essentials and equipment.
- **The Sustainable Purchasing Program** for ongoing consumables, foodstuffs, durable goods ensures that local, organic, recycled and compostable items will be purchased from vendors.
- **The Integrated Pest Management Program** uses Planet Orange green pest eradication products.
- **The Indoor Air Quality Management Program** consists of perpetual monitoring of indoor air quality based on the LEED-approved HVAC system.
- **The Landscape Management Program** includes using native, drought-resistant plants that are hydrated with 100 percent recycled water.
- **The Exterior Hardscape Management Program** utilizes cleaning equipment when washing the exterior skin of the building and sidewalks. All organic materials collected are composted.
- **The Energy Metering & Benchmarking Program** utilizes a comprehensive, live-time electrical metering building management system, that allows the stadium to load-shed as needed through the use of motion sensors and pre-programmed computer BMS control.
- **The Recycled Water Program** is setting a new standard for stadiums. Recycled water accounts for about 85 percent of all water used in Levi's Stadium and is used for playing field irrigation, the "green roof," flushing toilets, and cooling tower make-up water.





FAITHFUL MILE PRESENTED BY GLOBAL SYN-TURF

Fans enjoy the Faithful Mile presented by Global Syn-Turf, a 60,000-square-foot dedicated tailgating area equipped with two expansive bars presented by Bud Light, food areas, beer carts, mobile merchandise locations, 49ers partner activations and entertainment on the Pepsi Stage. The spacious pre-game fan zone is accessible to all 49ers ticket holders free of charge.

FAN EXPERIENCE OVERVIEW

Levi's Stadium delivers an unparalleled game day experience to fans in a multitude of ways.

STADIUM DESIGN

- Featuring over 45,000 seats, Levi's Stadium's lower bowl is one of the largest in the NFL (roughly two-thirds of stadium capacity). The seating is designed this way to bring the majority of fans closer to the field.
- The design also eliminates the traditional club mezzanine level, which brings fans sitting in the upper deck lower to the field.
- The location of Levi's Stadium offers convenience to patrons in both access and parking. There are 13 freeway interchanges located near the stadium's site, which means fans have ample access points to the freeway.
- There are more than 20,000 parking spaces located within a short walking distance from the stadium. Tailgating is an integral part of the game day experience in Santa Clara and Levi's Stadium provides the most diverse tailgating lineup in the NFL with free access to the multi-faceted Faithful Mile presented by Global Syn-Turf, the all-inclusive Red Zone Rally at Great America Pavilion and the upscale, members-only Michael Mina Tailgate located within the Bourbon Steak and Bourbon Pub restaurants.

LEVI'S STADIUM FEATURES

PLAZAS

- The first level of the stadium features open pedestrian plazas, retail and community space, a team store presented by Visa, the 49ers Museum presented by Foxconn Industrial Internet and Edward J. DeBartolo, Sr. 49ers Hall of Fame, the Visa Box Office, Michael Mina's Bourbon Steak and Bourbon Pub restaurants (home of Michael Mina's Tailgate) and more.

- The main entry, Intel Plaza at the northwest corner of the stadium, is open to the public year-round and provides direct access to the Levi's Stadium Fanwalk and the 49ers Team Store presented by Visa. In the northeast corner, Toyota Plaza is the main entry for guests of Michael Mina's Bourbon Steak & Bourbon Pub restaurants and the 49ers Museum presented by Foxconn Industrial Internet. Dignity Health Plaza, featuring the Dignity Health Kids' Zone, at the southwest corner of the stadium is another primary entry gate for fans and media on event days.

CONCOURSE

- Concourses at Levi's Stadium are among the widest in the NFL and have more than 600 individual concessions points of sale, allowing for easy pedestrian access and creating a more pleasant, less congested atmosphere around vendors. The Upper Concourse Level offers access to all 300 and 400 level seating.
- Concourses also feature open field views so fans can watch the game even while they purchase refreshments and navigate the building.

PARTY DECKS

- Expansive party decks featuring both concessions and specialty food and beverage stands are located under each scoreboard. The Pepsi Fan Deck above the north end zone and Bud Light Patio above the south end zone are available year-round and offer a unique stage for many types of events.



THE 49ERS MUSEUM PRESENTED BY FOXCONN INDUSTRIAL INTERNET



Featuring 11 unique gallery and exhibit spaces, the 49ers Museum is a 20,000-square-foot facility dedicated to the 49ers past, present and future. The museum is dedicated to its values of education, innovation and heritage, and is committed to serving as an exciting and engaging home for fans of all ages. Visit www.LevisStadium.com/Museum for more information, or contact museum@49ers.com.

ADMISSION

- **Museum Ticket:** \$15 - Adults, \$10 - Children (5-12), Seniors, Military, SBL Members, Santa Clara residents

HOURS

- **Friday through Sunday:** 10 a.m. - 5 p.m.
- **Game Days:**
 - Museum opens when gates open to public and close 30 minutes prior to beginning of game (hours and costs subject to change)
 - Discounted prices will apply
 - Museum tickets can only be purchased by guests possessing an event ticket



MUSEUM GALLERIES

TRENDING

Step into our “You are a Niner” augmented reality experience and take your place beside current and former players or take in our Trending display, which features information about what’s happening in the museum and recently curated artifacts.

MORABITO THEATER

Inside the theater—which seats 100 people, and features a 50 feet by 18 feet screen and 4K technology—you’ll be inspired by the story of the 49ers told through film.

EDWARD J. DeBARTOLO, SR. 49ERS HALL OF FAME

Stand next to and around life-sized statues of the 49ers 28 Hall of Famers in their signature poses. Snap a photo next to coach Bill Walsh and Joe Montana or put yourself in the huddle with the Million Dollar Backfield.

TEAM GALLERY

Here you will hear first-person stories from 49ers alumni about everything from nicknames and practical jokes to what it was like to play for the team. You’ll also find an interactive database that will allow visitors to find information on every person that ever wore a 49ers uniform.

BILL WALSH INNOVATION

A homage to one of the most influential people the NFL has ever known, this re-creation of coach Walsh’s Redwood City office serves as both a treasure trove of artifacts and the home of a signature film on coach Walsh as told from the eyes of players, friends and others. Also located in this space, the Bill Walsh Coaching Universe is an interactive exhibit that illuminates the coach’s vast impact on the coaching ranks of professional football.

HERITAGE

The Heritage Gallery is an era-by-era experience made up of historical items, stories, interactive exhibits and one-of-a-kind artifacts. Spanning the years from 1946 to the present day, guests will leave the Heritage Gallery with a deep appreciation for the history and tradition that are so important to the 49ers organization.

SPIRIT

The 49ers have long been known as innovators when it comes to the fan experience. Here, guests can take in the history behind the team’s mascots, in-game entertainment and other joyful elements of football. A feature film is on display featuring fans, players and others talking about the significance of the 49ers.

DENISE DeBARTOLO YORK EDUCATION CENTER

The pillar around the industry-leading 49ers EDU program, this state-of-the-art classroom serves more than 60,000 Bay Area children annually using an innovative curricula focusing on science, technology, engineering, art, and mathematics (STEAM).

IN THE GAME

Get ready to engage with the game of football. In the Game offers multiple interactive challenges and exhibits, including a passing and kicking simulation. Be the Broadcaster—a real-life booth where fans can call the team’s most iconic plays—and the Gridiron Challenge, a series of gesture-based challenges that bring out the athlete, cheerleader, uniform designer and touchdown scorer in everyone.

EDWARD J. DeBARTOLO, JR. SUPER BOWL GALLERY

Celebrate Eddie D’s extraordinary achievements as the architect of the San Francisco 49ers five Super Bowl championships with the Edward J. DeBartolo, Jr. Super Bowl Gallery. Highlighting DeBartolo as a mentor, leader, owner and family man, the gallery features signature artifacts, photographs from his time with the team and more.





THE DENISE DeBARTOLO YORK EDUCATION CENTER

The Denise DeBartolo York Education Center, located inside the 49ers Museum presented by Foxconn Industrial Internet, is committed to education and innovation and has served over 250,000 participants at the end of its fifth-year in operation. The program is unique in many ways, but perhaps the most compelling is the fact that the program is funded by the 49ers Foundation and completely free to its participants. This program is not only unrivaled in the NFL, but in all of professional sports. The Denise DeBartolo York Education Center is a four classroom learning venue, including the state-of-the-art Chevron STEM Zone, housed in Levi's Stadium. In its inaugural year, the 49ers Denise DeBartolo York Education Center consisted of only one innovative and creative space located inside the 49ers Museum. With the STEAM program's popularity, increasing demand, and ownership's commitment to providing accessible STEAM programming, the 49ers expanded their learning venue outside the museum and into the stadium. The additional space can be used as one classroom or be divided into three separate learning venues designed to seamlessly mirror the aesthetic of the original classroom and its intent to drive student-centered learning.

INSPIRE THROUGH EDUCATION

49ers EDU provides learning platforms that connect, inspire, and engage students in grades K-8. Our programming uses football as a platform to:

- Teach content-rich lessons in Science, Technology, Engineering, Art and Mathematics (STEAM)
- Ingrain invaluable life skills
- Encourage physical activity

THE CURRICULUM

- As one of the first professional sports organizations to dedicate a full in-house STEAM program for K-8 students, the 49ers EDU team is constantly evolving and enhancing students' experiences to reflect the most relevant concepts to support classroom learning. By working closely with a board of local advisory educational partners, all programs have been specially aligned to state Common Core and Next Generation Science standards that promote leading instructional practices. Additionally, the 49ers EDU program curricula:
- Aligns to National & California Common Core and Next Generation Science Standards.
- Engages students in a variety of student-centered and technology-rich learning experiences that can be adapted to various development levels and learning audiences.
- Integrates STEAM learning through project-based activities that transfer student knowledge and skills to real-world problems.
- Aligns to 21st Century Learning Skills (Critical Thinking, Problem-Solving, Communication, Collaboration and Creativity).
- Drives student interest and understanding of STEAM concepts.



CUSTOMIZABLE FEATURES

A field trip to the 49ers EDU program complements and reinforces existing school curriculum in many ways. By offering hands-on, project-based learning in a dynamic and technological environment, the education program allows students to use cutting-edge technological tools and techniques, challenging them to reach new heights.

THE EXPERIENCE

Students that participate in the 49ers EDU program receive an engaging, well-rounded experience that includes:

LEVI'S STADIUM TOUR

- Students tour and learn about how the stadium is a showcase for technology innovation and environmental sustainability.

GUIDED MUSEUM EXPLORATION

- Students experience the 49ers history and the game of football through an interactive experience built with state-of-the-art technology.

GRADE-SPECIFIC, PROJECT-BASED LESSONS

- Students are challenged to work both independently and in teams to understand how STEAM concepts are tied to football through interactive hands-on learning experiences.

MOVEMENT LAB

- Students participate in a kinesthetic movement lab to support physical activity and to get students excited about exercising all the while exploring STEAM concepts.



LEVI'S STADIUM DINING & HOSPITALITY

The 49ers and Levi's Stadium partner with Levy to make dining on gameday an amazing and memorable experience for fans. Levy is best known for creating incredible dining experiences at many of the world's most iconic sports and entertainment venues, including the Kentucky Derby, US Open, Wrigley Field, PGA Championship, and countless NBA, MLB, NHL, and MLS All-Star Games, among others. This season, 49ers fans will notice an infusion of Bay Area favorite restaurants and new signature dishes spanning the wide range of flavors that define dining in The Bay. Several concessions and club dining destinations have also been refreshed with new dining concepts, and fans can take advantage of new self-service technology at a redesigned concession stand on the main concourse.

LEVI'S STADIUM'S CHEF, JON SEVERSON

Jon Severson is a senior executive chef for Levy and leads the Levi's Stadium culinary team. Chef Severson has served fans in many of the nation's top sports venues and his passion for seasonal, local products shines through on menus across concessions, suites, and clubs, where he harvests fresh produce from the stadium's one-of-a-kind garden. In the 2018 season, Chef Severson introduced "The Coin Toss" signature dish competition at Touchdown Terrace, and in the 2019 season fans will find more elevated takes on classic stadium fare.

MORE LOCAL RESTAURANTS AND FRESH, SEASONAL INGREDIENTS

Revamped dining and hospitality spaces and menus across Levi's Stadium will harness the power of data and experiential design. E15 Group and Curiology - both Levy companies - join this season to tailor the gameday experience to the passion and tradition that embodies the 49ers fandom.

TOUCHDOWN TERRACE ON THE OUTER CONCOURSE

The Levi's Stadium dining hot spot located on the outer concourse unites 49ers fans around great Bay Area food and beverages and friendly hospitality.

This season welcomes several new and returning flavors, including:

- New "Club Red" from Safeway will serve fresh-made sandwiches, ribs, and desserts
- Bay Area and regional favorite restaurants Copita (Mexican), The Chairman (Asian street food), Mina's Bourbon Pub (American), and Salt & Straw (ice cream) return.

SELF-SERVICE KIOSKS


Levi's Stadium harnesses the power of data and experiential design from Levy and its technology and analytics subsidiary, E15 Group. This season, fans can take advantage of 11 new self-service kiosks at the concession stands outside section 132 to customize orders from a menu of favorite hot dogs, pretzels, chicken tenders, and garlic fries. These stands are now cash-free and accept all major credit cards as well as mobile payments. Fans will be able to order themselves via touchscreen at the kiosk, and pick-up their order at a designated counter at the stand.

ADDITIONAL LEVI'S STADIUM MENU AND HIGHLIGHTS

- Fan favorite and signature dishes, including hot dogs, burgers, chicken tenders, nachos and hand-cut fries served across concessions
- Suite and club menus featuring seasonal dishes made with produce from Levi's Stadium's Faithful Farm, including chives, garlic, cucumbers, and more
- Faithful stadium staples such as Pepsi, Bud Light, Tostitos, and Peet's Coffee
- The Tap Room (main concourse at the 50-yard line) features 40 craft, import and domestic beers, seasonal craft selections, and California wines on tap
- Best-in-class live-fire action kitchen in premium clubs
- Vegan and vegetarian menus, and offerings for those avoiding gluten available in concessions, premium clubs, and suites
- Commitment to local sourcing and sustainability across the stadium, including:
 - 100 percent of food and beverage packaging and service-ware is recyclable, compostable or biodegradable
 - 100 percent of seafood menu items certified by the Monterey Bay Aquarium Seafood Watch List
 - 90 percent of food suppliers located in California



MICHAEL MINA'S BOURBON STEAK AND BOURBON PUB



BOURBON STEAK

SANTA CLARA

From award-winning chef Michael Mina, Bourbon Steak and Bourbon Pub offer three unique experiences in one state-of-the-art venue: a modern American steakhouse, a relaxed pub with a reinvented pub menu, and a large tailgate event space. Bourbon Steak and Bourbon Pub are open to the public year-round, with Bourbon Pub open for lunch and dinner and Bourbon Steak open for dinner only. A variety of private dining options are available including premium Luxury Lofts and the versatile tailgate as well as full restaurant buyouts.



BOURBON PUB

On 49ers home game days, Bourbon Steak and Bourbon Pub host Michael Mina's Tailgate, an exclusive, members-only experience tailor-made for 49ers season ticket holders consisting of an upscale, game-themed menu and specialty cocktails featuring celebrity guest chefs. Guests interested in becoming a Michael Mina's Tailgate member should contact a sales consultant at 415-GO49ERS. The restaurants are on the ground floor of Levi's Stadium on Tasman Drive, at Toyota Gate F, adjacent to the Museum, Tours Center and Team store. For more information, visit bourbonsteakandpub.com and www.levisstadium.com/michael-minas-tailgate/.



Hours of Operation

Bourbon Pub:

Monday - Saturday - 11:30 a.m. - 9:00 p.m.

*Open Sundays for 49ers away game watch parties

Bourbon Steak:

Tuesday - Saturday 5:00 p.m. - 9:00 p.m.

**Bourbon Pub is always open on game days as the Official Away Game Watching Party for 49ers*





49ERS TEAM STORE PRESENTED BY VISA

The Flagship 49ers Team Store is located in Levi's Stadium at Intel Gate A and is open to the public on non-event days.

The Levi's Stadium Flagship Team Store Presented by Visa **Non-Event Hours:**

- Monday - Sunday: 10 a.m - 5 p.m.

On event days, the following retail locations are located throughout Levi's Stadium to purchase 49ers merchandise:

Faithful Mile presented by Global Syn-Turf

Pod (1)

Great America Parking Lot

Trailer (2)

Tasman Drive/Gate F

Trailer (1)

Level 100

Game Day Store: Inside Foxconn Industrial Internet Club

200 Plaza Level

Main Team Store Presented by Visa - Intel Gate A

Kiosks (2): Gate B, Gate A - Intel Plaza

300 Level (Lower Level Concourse)

Toyota Gate F Team Store: Between Sections 106-107 (Outer Concourse)

Dignity Health Gate C Team Store : Section 130

Kiosks (3): Between Sections 121 - 123, 124 - 125 , 109 - 110,

United Club Game Day Store: Section 135

Outer Concourse sections 108

700 Level (Upper Level Concourse)

Pepsi Fan Deck Team Store: Section 305

Bud Light Patio Team Store: Section 324



CLUB AND SUITE OVERVIEW

CLUBS

There are 11 premium club areas located throughout Levi's Stadium. Only ticketed guests with proper access are allowed into the clubs. These clubs remain open for approximately one hour following the end of the event.

Of the different club spaces in Levi's Stadium, six are traditional and four are suite-based.

- Traditional Club Spaces (club ticket based) are accessed by the 9,000 club seats in the stadium:
 - BNY Mellon Club East & West
 - Foxconn Industrial Internet
 - Levi's 501 Club
 - United Club
 - Yahoo! Fantasy Football Lounge
- Suite-based Club Spaces are accessed by approximately 70 suites on the 500 level horseshoe:
 - Citrix Owners Club
 - Black Oak Casino Resort Clubs
- The IdenoGO by IDEMIA Green Room is situated in the area of Levi's Stadium that served as the green room for concert tours. The space showcases Levi's Stadium concert posters for artists such as Coldplay, Taylor Swift, and the Grateful Dead.
- NRG Solar Terrace is accessible for all executive suite lease holders in the SAP Tower and by all NRG Sky Suite patrons.

SUITES

Luxury Suites at Levi's Stadium provide the finest premium seating opportunities at the world's top sporting venue including fully upholstered theater seating, incredible sightlines, multiple flat screen monitors, Internet access and upscale catering. Fans interested in learning more about the suite rental options at Levi's Stadium can visit www.LewisStadium.com/suite-rentals or call 415-Go-49ers.





PUBLIC TRANSIT & PARKING

PUBLIC TRANSPORTATION

Guests are encouraged to take public transportation. For additional information regarding public transportation, visit www.levisstadium.com or any of the following websites listed below:

Valley Transportation Authority (VTA)

VTA provides light rail and bus service throughout Santa Clara County.

Customers can access Levi's Stadium for all events or stadium tours using VTA bus and light rail services.

For more information about riding VTA to Levi's Stadium, visit try.vta.org/levis, email customer.service@vta.org or call (408) 321-2300

Altamont Corridor Express (ACE)

ACE Trains provide services to Levi's® Stadium from Stockton, Lathrop/Manteca, Tracy, Vasco, Livermore, Pleasanton and Fremont. For more information please visit www.acerail.com or call 209-944-6220.

Capitol Corridor

Capitol Trains provides services to Levi's Stadium from Auburn, Rocklin, Roseville, Sacramento, Davis, Suisun/Fairfield, Martinez, Richmond, Berkeley, Emeryville, Oakland, Hayward and Fremont/Centerville. For more information please visit www.capitolcorridor.org, or call 877-974-3322.

Caltrain

Caltrain provides services from San Francisco to South San Jose with stops all along the Peninsula. On event day, Caltrain transports passengers from all locations to connect with VTA Light Rail Trains or buses at the Mountain View Transit Center, located at Evelyn Avenue and Castro Street. For more information please visit www.caltrain.com, or call 1 (800) 660-4287.





PARKING & TAILGATING MAP



TAILGATING PERMITTED WITH OPEN FLAME BBQ

- V** Premium Red Lot VIP
- 1** Premium Red Lot 1
- 3** Premium Red Lot 3
- 1** Premium Green Lot 1
- 2T** Premium Green Lot 2
- 4** Green Lot 4
- 1** Blue Lot 1
- RV** RV Blue Lot
- 2** Premium Yellow Lot 2
- 3** Premium Yellow Lot 3

TAILGATING **NOT** PERMITTED

- 4** Red Lot 4
- 5** Red Lot 5
- 7** Red Lot 7
- 2NT** Premium Green Lot 2
- 3** Green Lot 3
- 5** Green Lot 5
- RV** RV Green Lot
- 2** Blue Lot 2
- 3** Blue Lot 3
- V** Premium Yellow Lot VIP
- 1** Premium Yellow Lot 1
- Light Rail /VTA
- Heavy Rail / ACE Capitol Corridor



INTEL
GATE A

TOYOTA
GATE F

DIGNITY HEALTH
GATE C

RAMP TO ALL LEVELS





KYLE SHANAHAN

HEAD COACH

16TH NFL SEASON | 3RD WITH 49ERS

Kyle Shanahan was named the 20th head coach of the San Francisco 49ers on February 6, 2017, after spending the previous two seasons as the offensive coordinator of the Atlanta Falcons.

During his second season at the helm of the 49ers, the 2018 team overcame adversity early in the season after top free agent acquisition RB Jerick McKinnon tore his ACL prior to Week 1 and starting QB Jimmy Garoppolo in Week 3, putting an end to both of their seasons. Despite the setback, Shanahan, his coaches and the young core of the team stepped up to the challenge and endured the ups and downs of the season. Second-year TE George Kittle set an NFL record for most receiving yards by a tight end in a single season (1,377) while recording the most yards after catch by any player in the NFL since 2010 (870). Kittle earned Second-Team All-Pro honors, as well as his first Pro Bowl selection, after his historic season. Following injuries to both Garoppolo and QB C.J. Beathard, undrafted QB Nick Mullens was able to fill the void and excel for San Francisco's offense after being promoted to the active roster from the team's practice squad on September 26. Mullens started the final eight games of the season and accumulated the fourth-most passing yards by a quarterback in his first eight career games since 1970 (Patrick Mahomes, KC; Andrew Luck, Ind.; Cam Newton, Car.). On the defensive side of the ball, DL DeForest Buckner earned his first Pro Bowl appearance after leading the pass rushing unit with a career-high 12.0 sacks, which was the second-most among NFL DTs and the fourth-most by a member of the 49ers since 2000.

In his first season as head coach, Shanahan led the team to a 6-10 record, which was a four-game improvement from the previous year. After a difficult stretch to start the season, the 49ers won six of their final seven games, including victories in five-straight games to close out the season. With six wins on the season, San Francisco set the NFL record for the most wins by a team in NFL history that started 0-9. The 49ers closed the season as one of the hottest teams in the NFL, posting a perfect 5-0 record in December. San Francisco was the only team in the league to have a perfect record over the last month of the regular season as Shanahan became the fourth rookie NFL head coach in franchise history (Buck Shaw - 1950; Frankie Albert - 1956 & George Seifert - 1989), and the first in the NFL since Tony Sparano in 2008, to go undefeated in the month of December.

San Francisco's offense reached new heights under Shanahan in 2017. The 49ers ranked 12th in the NFL, averaging 349.2 yards per game, the highest output by the team since 2012 (361.8 - 11th). The team also finished the year with 3,925 net passing yards, the most in a single season since 2000 (4,239). QB Jimmy Garoppolo, who went 5-0 as a starter and engineered four, second half comeback wins, set the franchise record for most passing yards in his first five starts. QB C.J. Beathard set the single-season franchise record for attempts (224), completions (123) and passing yards (1,430) by a rookie quarterback. The offense also featured WR Marquise Goodwin who set career highs in both receptions (56) and receiving yards (962), as well as Pro Bowl selections for FB Kyle Juszczyk (second) and T Joe Staley (sixth).

SHANAHAN'S GOLDEN NUGGETS

- Shanahan was named Assistant Coach of the Year by the Associated Press, Coordinator of Year by *The Sporting News* and Assistant Coach of the Year by the Pro Football Writers of America in 2016.
- In six of his nine seasons as an offensive coordinator (2008-09, 2012-13 and 2015-16), Shanahan's offense has ranked in the top 10 in the NFL in yards gained.
- Shanahan was 26 years old when he was named the wide receivers coach of the Houston Texans, becoming the youngest position coach in the NFL at that time. At 28 years old, he was named the offensive coordinator of the Texans and was the youngest coordinator in the NFL.
- Shanahan served as a ball boy for the 49ers when his father, Mike, was the offensive coordinator for the team from 1992-94. Mike helped guide the 49ers to a 49-26 victory in Super Bowl XXIX.



Defensively, San Francisco battled through multiple injuries that left several key 49ers on the Injured Reserve List early in the season, but the 49ers defense improved as the season progressed. Over the final six weeks of the season, San Francisco held opponents to an average of 87.7 rushing yards per game while allowing 100 rushing yards just once in that span. The defense was led by DL DeForest Buckner who tallied 61 tackles and tied for second on the team with 3.0 sacks. The defense also had good productivity from rookies, including DL Solomon Thomas, who led the team with 10 tackles for loss while notching 3.0 sacks, and CB Ahkello Witherspoon, who tied for the team lead with two interceptions.



Special teams lived up to its name for the 49ers in 2017. K Robbie Gould had a career year, leading the NFL with a career-high 39 made field goals and finishing third in the NFL with a career-high 145 points. Gould's 39 made field goals were the second-most in a single-season in franchise history (K David Akers - 44 made field goals in 2011) and tied for the third-most in a single-season in NFL history. P Bradley Pinion set a career high with a 41.3 net punting average and the punt coverage unit ranked second in the NFL, allowing only 4.2 yards per return.

Shanahan has 15 seasons of coaching experience at the NFL level, including nine as an offensive coordinator for the Atlanta Falcons (2015-16), Cleveland Browns (2014), Washington Redskins (2010-13) and Houston Texans (2008-09). In six of his nine seasons as an offensive coordinator (2008-09, 2012-13 and 2015-16), Shanahan has directed an offense that ranked in the top 10 in the NFL in yards gained.

Following the 2016 season, Shanahan was named Associated Press Assistant Coach of the Year, Coordinator of the Year by *The Sporting News* and Assistant Coach of the Year by the Pro Football Writers of America after a record-setting performance by the Falcons offense en route to capturing the NFC South division title and an appearance in Super Bowl LI. Under Shanahan, the 2016 Falcons set franchise records in yards per game (415.8), points scored (540), net passing yards per game (295.3) and average yards per play (6.7).

Atlanta QB Matt Ryan, who was named Associated Press Most Valuable Player, Associated Press Offensive Player of the Year, Most Valuable Player/Offensive Player of the Year by the Pro Football Writers of America and FedEx Air Player of the Year, threw for a single-season franchise record and career-high 4,944 passing yards and 38 touchdowns, ranking second in the NFL in both categories, in 2016. He led the NFL with a passer rating of 117.1 on the season and threw a career-low seven interceptions. WR Julio Jones recorded 83 receptions for 1,409 yards (17.0 average) and six touchdowns in 14 games played. His 1,409 receiving yards were the second-most in the NFL this past season. Both Jones and Ryan earned Associated Press First-Team All-Pro and 2017 Pro Bowl honors.

On the ground, Atlanta averaged 120.5 rushing yards per game and tallied 20 rushing touchdowns in 2016. RB Devonta Freeman registered 227 carries for a career-high 1,079 yards and 11 touchdowns, on his way to earning his second-consecutive Pro Bowl appearance.

In Shanahan's first year in Atlanta, the Falcons offense ranked seventh in the NFL, averaging 374.1 yards per game, ranked sixth with a 273.7 passing yards per game average and led the league in time of possession (32:19) in 2015. Julio Jones led the NFL with a career-high 1,871 receiving yards, while notching a career-high 136 receptions to share the League high with the Steelers WR Antonio Brown. Jones' receiving yards marked the second-highest total in a single season in NFL history, behind WR Calvin Johnson's 1,964-yard performance in 2012.

Shanahan joined the Falcons after spending 2014 as offensive coordinator of the Cleveland Browns. That year, his offense averaged 324.6 total yards and 108.0 rushing yards per game. Under Shanahan's direction, RBs Isaiah Crowell and Terrance West combined to rush for 1,280 yards on 319 carries (4.0 average), while WR Andrew Hawkins posted career highs in receptions (63) and receiving yards (824).

Prior to his stint in Cleveland, Shanahan spent four seasons (2010-13) as offensive coordinator of the Washington Redskins. In 2013, the Redskins finished ninth in the NFL in total offense (369.7) and fifth in rushing yards per game (135.3). Second-year QB Robert Griffin III threw for 16 touchdowns and a career-high 3,203 passing yards, while WR Pierre Garçon set a franchise record and led the NFL with 113 receptions for a career-high 1,346 yards. RB Alfred Morris also rushed for 1,200-or-more yards for the second-consecutive season (1,275).

The 2012 Redskins won the NFC East division championship as Washington became the first team in NFL history to register 3,400-or-more passing yards (3,422) and 2,700-or-more rushing yards (2,709) in the same season. Washington led the NFL, averaging 169.3 rushing yards per game and finished second in rushing touchdowns (22). Griffin won the 2012 Associated Press Offensive Rookie of the Year Award after setting NFL rookie records in passer rating (102.4), interception percentage (1.27), and rushing yards by a rookie quarterback (815). He completed 258 of his 393 passes (65.6 completion percentage) for 3,200 yards and 20 touchdowns. Fellow rookie Alfred Morris ranked second in the NFL with a single-season, franchise-record 1,613 yards and 13 touchdowns.

In 2011, Shanahan worked with QB Rex Grossman, who finished with the second-best statistical season of his career, having thrown for 3,151 yards, 16 touchdowns and a career-high 57.9 completion percentage. WR Santana Moss also had his best professional season in 2010 under Shanahan, notching a career-high 93 receptions for 1,115 yards and six touchdowns.

Before joining Washington, Shanahan spent four seasons (2006-09) with the Houston Texans, including the final two as the team's offensive coordinator. In 2009, he worked with QB Matt Schaub, who registered career highs in completions (396), completion percentage (67.9), passing yards (4,770), touchdowns (29) and passer rating (98.6). His completions and passing yard totals led the NFL that season. Additionally, WR Andre Johnson led the NFL in receiving yards in both 2008 (1,575) and 2009 (1,569) and led the NFL with 115 receptions in 2008. TE Owen Daniels registered career highs in both receptions (70) and receiving yards (862) with Houston in 2008. Shanahan spent his first season with Houston (2006) as the team's wide receivers coach and moved to coach the quarterbacks in 2007 prior to his promotion to offensive coordinator in 2008. He broke into the NFL with the Tampa Bay Buccaneers in 2004 where he served as an offensive quality control coach for two seasons (2004-05). His first coaching experience came as a graduate assistant at UCLA in 2003.

Born December 14, 1979, in Minneapolis, MN, Shanahan played wide receiver at Duke University before transferring to the University of Texas in 2000, where he spent two seasons. He and his wife, Mandy, have three children - Stella, Carter and Lexi. Shanahan's father, Mike, who served as the 49ers offensive coordinator from 1992-94, was the head coach of the Denver Broncos (1995-2008) and the Washington Redskins (2010-13), where he accumulated an overall win total of 178 victories (eight postseason), including victories in Super Bowls XXXII and XXXIII.



SHANAHAN'S BACKGROUND

YEARS	COACHING BACKGROUND	HEAD COACH
2017-current	Head Coach, San Francisco 49ers	---
2015-16	Offensive Coordinator, Atlanta Falcons	Dan Quinn
2014	Offensive Coordinator, Cleveland Browns	Mike Pettine
2010-13	Offensive Coordinator, Washington Redskins	Mike Shanahan
2008-09	Offensive Coordinator, Houston Texans	Gary Kubiak
2007	Quarterbacks, Houston Texans	Gary Kubiak
2006	Wide Receivers, Houston Texans	Gary Kubiak
2004-05	Offensive Quality Control, Tampa Bay Buccaneers	Jon Gruden
2003	Graduate Assistant, UCLA	Karl Dorrell
2001-02	*Wide Receiver, University of Texas	Mack Brown

* Player



ALL-TIME 49ERS HEAD COACHING RECORDS

REGULAR SEASON

COACH	SEASONS	YEARS	WINS	LOSSES	TIES	WIN PCT.
Lawrence Shaw	9	1946–54	71	39	4	.640
Norman Strader	1	1955	4	8	0	.333
Frank Albert	3	1956–58	19	16	1	.542
Howard Hickey*	5	1959–63	27	27	1	.500
Jack Christiansen*	5	1963–67	26	38	3	.411
Dick Nolan	8	1968–75	54	53	5	.504
Monte Clark	1	1976	8	6	0	.571
Ken Meyer	1	1977	5	9	0	.357
Pete McCulley#	1	1978	1	8	0	.111
Fred O'Connor#	1	1978	1	6	0	.143
Bill Walsh	10	1979–88	92	59	1	.609
George Seifert	8	1989–96	98	30	0	.766
Steve Mariucci	6	1997–02	57	39	0	.594
Dennis Erickson	2	2003–04	9	23	0	.281
Mike Nolan %	4	2005–08	18	37	0	.327
Mike Singletary %	3	2008–10	18	22	0	.450
Jim Harbaugh	4	2011–14	43	19	1	.690
Jim Tomsula &	2	2010, 2015	6	11	0	.353
Chip Kelly	1	2016	2	14	0	.125
Kyle Shanahan	3	2017–current	23	25	0	.479

*Hickey coached the first three games of '63, Christiansen coached the final 11.

#McCulley coached the first nine games of '78, O'Connor coached the final 7.

%Nolan coached the first seven games of '08, Singletary coached the final 9.

& Singletary coached the first 15 games of '10, Tomsula coached the final 1.

POSTSEASON

COACH	SEASONS	YEARS	WINS	LOSSES	TIES	WIN PCT.
Lawrence Shaw	9	1946–54	1	1	0	.500
Frank Albert	3	1956–58	0	1	0	.000
Dick Nolan	8	1968–75	2	3	0	.400
Bill Walsh	10	1979–88	10	4	0	.714
George Seifert	8	1989–96	10	5	0	.667
Steve Mariucci	6	1997–02	3	4	0	.429
Jim Harbaugh	4	2011–14	5	3	0	.625
Kyle Shanahan	3	2017–current	2	1	0	.667

PRESEASON

COACH	SEASONS	YEARS	WINS	LOSSES	TIES	WIN PCT.
Lawrence Shaw	9	1946–54	28	9	2	.766
Norman Strader	1	1955	5	1	0	.833
Frank Albert	3	1956–58	11	7	0	.611
Howard Hickey	5	1959–63	12	15	0	.444
Jack Christiansen	5	1963–67	5	14	1	.263
Dick Nolan	8	1968–75	15	32	1	.319
Monte Clark	1	1976	4	2	0	.667
Ken Meyer	1	1977	1	5	0	.167
Pete McCulley	1	1978	1	3	0	.250
Bill Walsh	10	1979–88	22	20	1	.524
George Seifert	8	1989–96	25	12	1	.676
Steve Mariucci	6	1997–02	10	14	0	.417
Dennis Erickson	2	2003–04	3	5	0	.375
Mike Nolan	4	2005–08	7	9	0	.438
Mike Singletary	2	2009–10	7	1	0	.875
Jim Harbaugh	4	2011–14	10	6	0	.625
Jim Tomsula	2	2010, 2015	2	2	0	.500
Chip Kelly	1	2016	2	2	0	.500
Kyle Shanahan	3	2017–current	6	6	0	.500

OPENING DAY GAMES

COACH	SEASONS	YEARS	WINS	LOSSES	TIES	WIN PCT.
Lawrence Shaw	9	1946–54	7	2	0	.778
Norman Strader	1	1955	0	1	0	.000
Frank Albert	3	1956–58	1	2	0	.333
Howard Hickey	5	1959–63	2	3	0	.400
Jack Christiansen	5	1963–67	2	1	1	.667
Dick Nolan	8	1968–75	3	5	0	.375
Monte Clark	1	1976	1	0	0	1.000
Ken Meyer	1	1977	0	1	0	.000
Pete McCulley	1	1978	0	1	0	.000
Bill Walsh	10	1979–88	4	6	0	.400
George Seifert	8	1989–96	7	1	0	.875
Steve Mariucci	6	1997–02	3	3	0	.500
Dennis Erickson	2	2003–04	1	1	0	.500
Mike Nolan	4	2005–08	2	2	0	.500
Mike Singletary	1	2009–10	1	1	0	.500
Jim Harbaugh	4	2011–14	4	0	0	1.000
Jim Tomsula	2	2010, 2015	1	0	0	1.000
Chip Kelly	1	2016	1	0	0	1.000
Kyle Shanahan	3	2017–current	1	2	0	.333



RICHARD HIGHTOWER

SPECIAL TEAMS COORDINATOR

13TH NFL SEASON | 4TH WITH 49ERS

Richard Hightower is in his 13th season in the NFL and third as the 49ers special teams coordinator. He returned to San Francisco in 2017 after previously serving as assistant special teams coach with the team in 2015.

From 2017-18, the 49ers kicking unit ranked first in the NFL in field goal percentage (96.0) and second with 72 made field goals (LAR - 74). In addition, San Francisco's punt coverage ranked second over that timespan, holding opponent punt returns to an average of 5.7 yards per return (Ind. - 4.3).

Under Hightower's tutelage in 2018, San Francisco's special teams units flourished. K Robbie Gould set the 49ers single-season franchise record for field goal percentage (97.1) as he connected on 33 of 34 field goal attempts and finished the season with 126 points. He also set the franchise record for most consecutive field goals made (33) and finished the season connecting on each of his final 23 attempts. Gould was named NFC Special Teams Player of the Month for December and was a two-time recipient of the NFC Special Teams Player of the Week Award (Week 2 & 15). Rookie WR Richie James Jr. was named All-NFC kick returner by the PFWA as he averaged 25.2 yards per kickoff return, which ranked seventh in the NFL. James Jr. also registered the team's first kickoff return for a touchdown (97 yards) since 2011.

In 2017, the 49ers special teams units excelled under Hightower's guidance. In his first season with the 49ers, veteran K Robbie Gould had a career year, leading the NFL with a career-high 39 made field goals and finishing third in the NFL with a career-high 145 points. Gould's 39 made field goals were the second-most in a single-season in franchise history (K David Akers - 44 made field goals in 2011) and tied for the third-most in a single-season in NFL history. P Bradley Pinion set a career high with a 41.3 net punting average and the punt coverage unit ranked second in the NFL, allowing 4.2 yards per return. The 4.2 opponent punt return average was the eighth-best in the NFL since 2001.

As an assistant special teams coach with Chicago in 2016, the Bears kickoff coverage team finished seventh in the NFL in opponent drive start average. Deonte Thompson led the NFL in kickoff returns with 35 and ranked second with 810 yards. Punt returner Eddie Royal scored on a 65-yard touchdown on Monday Night Football against the Philadelphia Eagles while Sherrick McManis led the Bears in special teams tackles and finished top 10 in the NFL, recording 13 stops.

In 2015, Hightower first joined San Francisco as an assistant special teams coach. That season, Hightower helped the 49ers punt coverage unit rank eighth in the NFL allowing just 6.4 yards per return, while working with rookie punter Bradley Pinion. Kicker Phil Dawson was 10th in the NFL with an 88.9 field goal percentage (tied for the fourth highest percentage of his 17-year career at the time).



Hightower spent the 2014 season working on offense in Cleveland assisting the wide receivers after working as an assistant special teams coach for four seasons in Washington (2010-13). With Washington, he worked under longtime special teams coordinator Danny Smith. Hightower also spent two seasons (2012-13) as the assistant defensive backs coach with the Redskins. Over his four seasons in Washington, the Redskins were third in the NFL in kickoff coverage, allowing just 21.2 yards per return, including leading the league in 2010 and 2011. Hightower's coaching on special teams helped Lorenzo Alexander lead the NFL with 21 special teams tackles en route to being named the NFC's special teams player in the Pro Bowl, in 2012. Hightower was also instrumental in the development of first-year kicker Kai Forbath, who broke an NFL record by hitting his first 17 field goal attempts and led the NFL with a 94.4 field goal percentage.

As assistant defensive back coach, Hightower helped the unit rank sixth in the NFL in interceptions (37) and tied for second in the NFL in interception returns for touchdowns (seven) over the two-year span. DeAngelo Hall led the NFL in defensive touchdowns (three). In 2012, the Redskins were first in the NFC in passes defended and had four returned touchdowns.

From 2006-08, Hightower was on Houston's coaching staff as a coaching assistant (2006-07) before being elevated to special teams assistant (2008). In Houston, he served under widely respected then-special teams coordinator Joe Marciano, who had more than 30 years of experience coaching special teams at the time. In 2008, Houston was 11th in the NFL in kickoff coverage (22.3 yards per return). Punt returner Jacoby Jones finished fifth in the NFL and second in Texans single-season annals with a 12.1 average, including a franchise single-season record two punt return touchdowns. Kicker Kris Brown set franchise records for points (124), field goals made (29) and field goal percentage (87.9). In 2007, the kickoff return unit featuring Jerome Mathis and Andre Davis became only the fourth team in NFL history to score four touchdowns on kickoff returns in a single season.



In between his time in Houston and Washington, Hightower spent the 2009 season as wide receivers coach at the University of Minnesota. Under his tutelage, Eric Decker was named a First-Team All-Big Ten selection that season before being selected by the Denver Broncos in the third round (87th overall) of the 2010 NFL Draft.

A native of Houston, TX, Hightower earned his BA in marketing from the University of Texas where he was a three-year letterman and special teams standout for the Longhorns. He went to Austin as an academic scholar and later earned an athletic scholarship after walking on. Following his senior season, then head coach Mack Brown and his staff voted Hightower the D. Harold Byrd Leadership Award.

Hightower and his wife, Lanet, have two sons Jaxson and Kaden and a daughter, Reagan.

HIGHTOWER'S BACKGROUND

YEARS	COACHING BACKGROUND	HEAD COACH
2017-current	Special Teams Coordinator, San Francisco 49ers	Kyle Shanahan
2016	Assistant Special Teams, Chicago Bears	John Fox
2015	Assistant Special Teams, San Francisco 49ers	Jim Tomsula
2014	Offensive Quality Control, Cleveland Browns	Mike Pettine
2012-13	Assistant Special Teams/Assistant Defensive Backs, Washington Redskins	Mike Shanahan
2010-11	Assistant Special Teams, Washington Redskins	Mike Shanahan
2009	Wide Receivers, University of Minnesota	Tim Brewster
2008	Special Teams Assistant, Houston Texans	Gary Kubiak
2006-07	Coaching Assistant, Houston Texans	Gary Kubiak
1999-2002	*Wide Receiver, University of Texas	Mack Brown

* Player



MIKE LAFLEUR

PASSING GAME COORDINATOR

6TH NFL SEASON | 3RD WITH 49ERS

Mike LaFleur is in his third season with the 49ers and second as the team's passing game coordinator. He previously served as the team's wide receivers/passing game coordinator in 2018 and wide receivers/passing game specialist in 2017.

In 2018, TE George Kittle was named Second-Team All-Pro and selected to the Pro Bowl in only his second season as he led the team with 88 receptions for 1,377 yards and five touchdowns, setting the NFL record for the most receiving yards in a single season by a tight end. Kittle also became the first tight end in franchise history to surpass 1,000 receiving yards in a single season. His 88 receptions also set the franchise record for the most receptions by a tight end in a single season. WR Kendrick Bourne led the receiving corps with career-highs in receptions (42), receiving yards (487) and touchdowns (four). Rookie WR Dante Pettis registered 27 receptions for 467 yards and five touchdowns, as his five touchdown receptions were the most by a 49ers rookie since RB Jimmy Thomas notched five touchdown receptions in 1969, and were tied for the second-most by a rookie in franchise history. WR Marquise Goodwin recorded 23 receptions for 395 yards and a career-high four touchdowns.

In 2017, under LaFleur's tutelage, WR Marquise Goodwin set career highs in both receptions (56) and receiving yards (962) and his 17.2 yards per reception average ranked third in the NFL. Rookie WR Trent Taylor registered 43 receptions for 430 yards and two touchdowns. His 430 receiving yards were the most receiving yards by a 49ers rookie wide receiver since 2009 (WR Michael Crabtree - 625).

In 2016, LaFleur worked with the Falcons wide receiving corps, where WR Julio Jones finished second in the NFL with 1,409 receiving yards and WR Mohamed Sanu set a new career high with 59 receptions.

In his first year in Atlanta, LaFleur assisted the Falcons tight ends, where TE Jacob Tamme registered 59 receptions for a career-best 657 yards.



LaFleur first entered the NFL in 2014 as an offensive coaching intern with the Cleveland Browns. That season, he worked with the offensive line, who helped RBs Isaiah Crowell and Terrance West combine to rush for 1,280 yards on 319 carries (4.0 average) as Cleveland ranked fourth in the NFL with 17 rushing touchdowns.

Prior to Cleveland, LaFleur was the offensive coordinator/quarterbacks/wide receivers coach at Davidson College in 2013.

Before joining Davidson, he spent three seasons at Saint Joseph's College as quarterbacks coach (2010) and offensive coordinator (2011-12).

LaFleur began his coaching career at his alma mater, Elmhurst College, in 2009 as an offensive assistant working with the school's quarterbacks. Other responsibilities included film analysis, offensive game planning and directing the scout team.

A native of Mount Pleasant, MI, LaFleur was a team captain and three-time letter winner as a quarterback and safety at Elmhurst. He graduated with bachelor's degree in physical education in 2009. His brother, Matt LaFleur, is the head coach of the Green Bay Packers. LaFleur married his wife, Lauren, in July of 2010. The couple has two children.

LaFLEUR'S BACKGROUND

YEARS	COACHING BACKGROUND	HEAD COACH
2019-current	Passing Game Coordinator, San Francisco 49ers	Kyle Shanahan
2018	Wide Receivers/Passing Game Coordinator, San Francisco 49ers	Kyle Shanahan
2017	Wide Receivers/Passing Game Specialist, San Francisco 49ers	Kyle Shanahan
2015-16	Offensive Assistant (Tight Ends & Wide Receivers), Atlanta Falcons	Dan Quinn
2014	Offensive Intern (Offensive Line), Cleveland Browns	Mike Pettine
2013	Offensive Coordinator/Quarterbacks/Wide Receivers, Davidson College	Paul Nichols
2011-12	Offensive Coordinator, Saint Josephs College	Cory Sanders
2010	Passing Game Coordinator/Quarterbacks, Saint Joseph's College	A.J. Ricker
2009	Offensive Assistant, Elmhurst College	Tim Lester
2005-08	*Quarterback/Safety, Elmhurst College	Tim Lester/Tom Journell

* Player



MIKE McDANIEL

RUN GAME COORDINATOR

13TH NFL SEASON | 3RD WITH 49ERS

Mike McDaniel is in his third season with the 49ers and second as the run game coordinator. He previously served as the team's run game specialist in 2017.

In 2018, while working with running backs coach Robert Turner Jr., McDaniel helped guide the 49ers ground game as the team rushed for 1,902 yards and seven touchdowns on 423 carries. San Francisco's 118.9 rushing yards per game ranked 13th in the NFL and seventh in the NFC in 2018. RB Matt Breida led the team with 153 carries for 814 yards (5.3 average) and three touchdowns. His 5.3 average yards per carry ranked fourth in the NFL in 2018 and was the highest rushing average by a 49ers running back (minimum 100 carries) since 2006 (RB Frank Gore - 5.4 average). Additionally, FB Kyle Juszczyk earned Pro Bowl honors for the third consecutive season.

Working with Turner Jr. in 2017, McDaniel helped the 49ers rush for 1,662 yards and 15 touchdowns on 408 carries. San Francisco ranked tied for seventh in the NFL in both rushing touchdowns (15) and carries of 10-or-more yards (53). FB Kyle Juszczyk was named to the Pro Bowl for the second-consecutive season and his first time as a member of the 49ers and rookie RB Matt Breida averaged 4.43 yards per carry, ranking 10th in the NFL (minimum 100 carries).

With Atlanta in 2016, McDaniel worked with wide receivers coach Raheem Morris as WR Julio Jones reached 1,000 receiving yards for the third-consecutive season. Additionally, WRs Taylor Gabriel and Mohamed Sanu each reached career highs in their first season with the team as Gabriel caught a career-high six touchdown passes while Sanu registered a career-high 59 receptions.

During the 2015 season, Atlanta's offense saw Jones pass former 49ers WR Jerry Rice for second all-time in the single-season receiving yards list, with 1,871 yards. Jones also finished with 136 receptions, tied for the most in the NFL.

McDaniel joined Atlanta following one season (2014) as the Cleveland Browns wide receivers coach. Under McDaniel, WR Andrew Hawkins posted career highs with 63 receptions for 824 yards and two touchdowns. McDaniel also helped Gabriel during his rookie year finish second on the team with 621 receiving yards on 36 receptions.



Before his year in Cleveland, McDaniel spent three seasons with the Washington Redskins, first as an offensive assistant (2011-12) and later moved to wide receivers coach in 2013. In his lone season as wide receivers coach, McDaniel worked with WR Pierre Garcon, who led the NFL and set a franchise record with 113 receptions. His total surpassed Hall of Fame WR Art Monk's mark of 106, which lasted 29 years.

From 2009-10, McDaniel served as running backs coach for the UFL's Sacramento Mountain Lions. With the Mountain Lions, RB Cory Ross earned UFL Offensive Player of the Year honors in 2010. Prior to Sacramento, he spent three seasons as an offensive assistant with the Houston Texans (2006-08). McDaniel first entered coaching in the NFL in 2005 as an intern with the Denver Broncos.

A native of Greeley, CO, McDaniel played collegiately at Yale University where he earned a degree in history. McDaniel is married to his wife, Katie.

McDANIEL'S BACKGROUND

YEARS	COACHING BACKGROUND	HEAD COACH
2018-current	Run Game Coordinator, San Francisco 49ers	Kyle Shanahan
2017	Run Game Specialist, San Francisco 49ers	Kyle Shanahan
2015-16	Offensive Assistant, Atlanta Falcons	Dan Quinn
2014	Wide Receivers, Cleveland Browns	Mike Pettine
2013	Wide Receivers, Washington Redskins	Mike Shanahan
2011-12	Offensive Assistant, Washington Redskins	Mike Shanahan
2009-10	Running Backs, Sacramento Mountain Lions (UFL)	Dennis Green
2006-08	Offensive Assistant, Houston Texans	Gary Kubiak
2005	Coaching Intern, Denver Broncos	Mike Shanahan



ROBERT SALEH

DEFENSIVE COORDINATOR

15TH NFL SEASON | 3RD WITH 49ERS

Robert Saleh (SAH-luh) is in his 15th NFL season and third as the 49ers defensive coordinator.

In 2018, the 49ers defense registered 37.0 sacks, the most by the team in a single-season since 2013 (38.0 sacks). The defense ranked in the top half of the league in rushing yards per play (4.09 - seventh), opponent completion percentage (63.5 - 10th), yards per play allowed (5.42 - 11th), net passing yards per game allowed (233.3 - 11th), yards per game allowed (346.6 - 13th), rushing yards per game allowed (113.4 - 14th) and passing yards per play (6.45 - 14th). San Francisco was one of six teams (Baltimore Ravens, Buffalo Bills, Detroit Lions, Indianapolis Colts & New England Patriots) to allow fewer net yards per game, rushing yards per game and passing yards per game than in 2017.

The 49ers defense was anchored by DL DeForest Buckner who led the team with a career-high 12.0 sacks, ranked second with 67 tackles and was named to the Pro Bowl for the first time in his career. His 12.0 sacks were the most by a 49ers defender since LB Aldon Smith registered 19.5 sacks in 2012. Rookie LB Fred Warner started all 16 games and led the team with 123 tackles, ranking 12th in the NFL and third among all rookies. Warner became the first rookie in the NFL since 2000 to begin his career with four consecutive games with 10-or-more tackles, according to Gamebook Statistics.

In 2017, Saleh led a 49ers defensive unit that allowed 5.28 yards per play, which was a 0.62 yards per play improvement from 2016 and the third-largest improvement in the NFL from 2016-17 (Cle. - 0.76 yards per play; NYJ - 0.72 yards per play). The defense also finished the season holding their opponents under 100 yards rushing seven times. From Weeks 12-16, the 49ers streak of holding each of their five opponents under 100 yards rushing was tied for the longest streak in the NFL over that span (Arizona). It also marked the first time the 49ers held five straight opponents to under 100 yards rushing since Weeks 11-15 of the 2012 season. The 49ers defense was among the league leaders at getting into the opponent's backfield on running plays, finishing ranked tied for fifth in the NFL by forcing 53 rushes for negative yardage.

Saleh's defense continued to improve throughout the season. Over the final eight weeks of the season, San Francisco ranked second in the NFL in rushing yards allowed (640), tied for fourth in yards per carry allowed (3.62), fifth in rushing yards allowed per game (91.4), seventh in net yards allowed per game (314.4) and tied for eight in rushing touchdowns allowed (four).



In 2016, Saleh's linebackers helped the Jacksonville defense rank fifth in passing yards allowed (215.3) and sixth in opponent rushing average (3.82). Team captain LB Paul Posluszny started all 16 games at MLB and led the team in tackles for the second consecutive season. According to Jaguars team statistics, LB Telvin Smith registered 118 tackles while starting all 16 games at outside linebacker for the first time in his career. Smith's 350 career tackles were the most by a Jaguars player in his first three NFL seasons.

In 2015, the Jaguars defense allowed 3.68 yards per rushing attempt, the fifth lowest rushing average allowed in the NFL. Posluszny led the Jaguars and ranked fifth in the league with 133 tackles, according to Gamebook Statistics, while tying with Smith for the team lead with 13 tackles for loss. According to Jaguars team statistics, Smith registered a career-high 128 tackles in 2015.

Under Saleh's guidance, Smith stepped in the starting lineup and ranked third among all rookies with 99 tackles, according to Gamebook Statistics, in 2014. Smith led the team with two fumble recoveries while ranking second with nine tackles for loss. After a season-ending injury to Posluszny midway through the year, LB J.T. Thomas stepped in and set a career high in tackles along with two interceptions, two tackles for loss and five passes defended.

Prior to Jacksonville, Saleh spent three seasons (2011-13) as a defensive quality control coach for the Seattle Seahawks. During his three seasons with the Seahawks, he was responsible for assisting the defensive staff with day-to-day duties with a focus on the linebackers. Working under linebackers coach Ken Norton Jr., Saleh aided in the development of LB K.J. Wright, LB Bobby Wagner and Super Bowl XLVIII MVP LB Malcolm Smith.



Before joining the Seahawks, Saleh spent six seasons with the Houston Texans, serving as a coaching intern (2005), defensive assistant (2006-08) and assistant linebackers coach (2009-10). In Houston, Saleh oversaw the growth of the Texans linebackers, including AP Defensive Rookie of the Year performances by DeMeco Ryans (2006) and Brian Cushing (2009). In 2009, the Pro Bowl duo of Ryans and Cushing were the only teammates to both rank among the league's top 10 tacklers, according to Gamebook Statistics.

Saleh joined the Texans after three seasons working in the collegiate ranks. He began his career as an offensive assistant/tight ends (2002) and defensive assistant/defensive line (2003) at Michigan State University before spending one season (2004) as a defensive assistant/defensive line at Central Michigan University and a brief stint (2005) at the University of Georgia as a defensive assistant/linebackers coach.

A native of Dearborn, MI, Saleh attended Northern Michigan University where he started at tight end for four years. Saleh and his wife, Sanaa, have six children: four sons, Adam, Zane, Michael and Sam, and two daughters, Mila and Ella.

SALEH'S BACKGROUND

YEARS	COACHING BACKGROUND	HEAD COACH
2017-current	Defensive Coordinator, San Francisco 49ers	Kyle Shanahan
2014-16	Linebackers, Jacksonville Jaguars	Doug Marrone/Gus Bradley
2011-13	Defensive Quality Control, Seattle Seahawks	Pete Carroll
2009-10	Linebackers, Houston Texans	Gary Kubiak
2006-08	Defensive Assistant, Houston Texans	Gary Kubiak
2005	Coaching Intern, Houston Texans	Dom Capers
2005	Defensive Assistant/Linebackers, University of Georgia	Mark Richt
2004	Defensive Assistant/Defensive Line, Central Michigan University	Brian Kelly
2003	Defensive Assistant/Defensive Line, Michigan State University	John Smith
2002	Offensive Assistant/Tight Ends, Michigan State University	Morris Watts/Bobby Williams
1997-2001	*Tight End, Northern Michigan University	Eric Holm

* Player



JOE WOODS

DEFENSIVE BACKS/PASSING GAME COORDINATOR

16TH NFL SEASON | 1ST WITH 49ERS

Joe Woods is in his first season as the 49ers defensive backs/passing game coordinator. He joined San Francisco after spending the previous four seasons with the Denver Broncos, two as the team's defensive coordinator (2017-18) and two as defensive backs coach (2015-16).

Throughout his NFL coaching career with the Broncos, Oakland Raiders (2014), Minnesota Vikings (2006-13) and Tampa Bay Buccaneers (2004-05), Woods has coached eight players to 15 total Pro Bowl selections. Additionally, his defensive back units have helped lead the NFL in passes defenses three times (2004 & 2015-16).

In 2018, Denver's defense finished in the top five in both passes defended (82) and interceptions (17). LB Von Miller and rookie LB Bradley Chubb combined for 26.5 sacks as Miller's 14.5 were the second-most in a single season in his career and Chubb's 12.0 set the Broncos franchise record for the most sacks by a rookie.

In his first season as defensive coordinator in 2017, the Broncos finished third in the NFL in total defense, allowing 290.0 yards per game. Denver and the Minnesota Vikings were the only two teams to rank in the top five in run defense (89.4 yards per game) and passing defense (200.6 yards per game) that season. Denver's fifth-ranked run defense improved by more than 40 yards per game after finishing 28th in the NFL the year prior. Woods' defense also held each of their opponents to less than 300 net yards passing.

Prior to his promotion to defensive coordinator, Woods coached Denver's defensive backs to first-place rankings in the NFL in passing yards per game allowed in both 2015 (199.6 yards per game) and 2016 (185.8 yards per game). The Broncos also held opponents to the lowest completion percentage (57.8), yards per attempt (5.99) and passer rating (74.3) during those two seasons. From 2015-16, the Broncos secondary led the NFL in defensive touchdowns (seven), as Denver's defensive backs found the end zone on six interception returns and one fumble return in that timespan.

Each of Denver's four starting defensive backs made at least one Pro Bowl playing for Woods from 2015-16, including CB Chris Harris Jr. (2015-16) and CB Aqib Talib (2015-16), who were also named AP First-Team All-Pro selections in 2016. S T.J. Ward (2015) and S Darian Stewart (2016) also earned Pro Bowl honors while playing for Woods.

In 2016, the Broncos secondary held opponents to the fewest net passing yards per game (185.8), yards per attempt (5.8) and passing touchdowns (13) in the NFL. Quarterbacks registered a 69.7 passer rating against Denver in 2016, as the Broncos joined the 2013 Seattle Seahawks as the only teams between 2012-16 to hold opponents under a 70.0 rating for an entire season.

Woods joined the Broncos as the team's defensive backs coach in 2015 as Denver finished first in the NFL in net passing yards per game allowed (199.6 yards per game), while the defensive backfield accounted for 11 interceptions, 56 passes defended, nine forced fumbles and four touchdowns. The Broncos registered three interceptions and allowed only one passing touchdown during Denver's postseason run that ended with a 24-10 victory over the Carolina Panthers in Super Bowl 50 at Levi's Stadium.



Woods coached the Oakland Raiders defensive backs in 2014, working with veteran S Charles Woodson, who led the team with 160 tackles and four interceptions in his 17th NFL season. He also worked with CB D.J. Hayden, as he finished the season with 47 tackles and one interception making starts in eight of his 10 games played for the Raiders.

Before joining the Raiders, Woods spent eight seasons coaching defensive backs for the Minnesota Vikings (2006-13). The Vikings finished in the NFL's top 10 defenses in four of his first five years with the team, winning consecutive NFC North Division titles from 2008-09 and making an appearance in the NFC Championship following the 2009 season.

With Minnesota, Woods worked with first-round CB Xavier Rhodes, who appeared in 13 games (six starts) and set a Vikings rookie record with 23 passes defended in 2013. CB Antoine Winfield earned all three of his Pro Bowl selections (2008-10) throughout his career playing for Woods, recording 14 interceptions and 58 passes defended in his six years with the Vikings. Woods originally went to Minnesota in 2006 as then-defensive coordinator Mike Tomlin added him to his staff after the two worked together in Tampa Bay from 2004-05.

During his two years with Tampa Bay (2004-05), Woods coached a secondary that was led by CB Ronde Barber and CB Brian Kelly. Barber, who was named to the NFL's 2000s All-Decade team, earned AP First-Team All-Pro honors following each of his two seasons playing for Woods. In 2005, the Buccaneers had the NFL's top defensive unit (277.8 yards per game), which included the league's sixth-ranked passing defense (183.1 yards per game). Tampa Bay finished 11-5 and won the NFC South Division title. Barber set a single-season franchise record for most tackles (120) by a cornerback and led the club with five interceptions.



In 2004, Tampa Bay led the NFL after allowing 161.2 net passing yards per game. The Buccaneers also held opposing quarterbacks to a 77.2 passer rating. Barber was selected to his second career Pro Bowl after finishing the season as one of just four NFL cornerbacks to register at least three interceptions and 3.0 sacks on the season.

Before joining the Buccaneers, Woods was the defensive backs coach for three seasons (2001-03) at Western Michigan University. He held the same position at Hofstra University from 1998-2000, helping the school make consecutive trips to the 1-AA playoff quarterfinals. Woods also served as defensive backs coach at Kent State University (1997) and Grand Valley State University (1994-96), and spent the spring of 1994 coaching linebackers at Northwestern State University. He began his coaching career as a defensive backs coach at Muskingum College in 1992 and later became a graduate assistant at Eastern Michigan University in 1993.

Woods played cornerback and safety during his collegiate career at Illinois State University. He was a team captain as a senior in 1991 and earned First-Team All-Gateway Conference honors following his final season. He also earned a degree from the school in criminal justice in 1992. A native of North Vandergrift, PA, Woods and his wife, Ellen, have three children: two daughters, Brianna and Danari, and one son, Geno.

WOODS' BACKGROUND

YEARS	COACHING BACKGROUND	HEAD COACH
2019-current	Defensive Backs/Passing Game Coordinator, San Francisco 49ers	Kyle Shanahan
2017-18	Defensive Coordinator, Denver Broncos	Vance Joseph
2015-16	Defensive Backs, Denver Broncos	Gary Kubiak
2014	Defensive Backs, Oakland Raiders	Tony Sparano/Dennis Allen
2006-13	Defensive Backs, Minnesota Vikings	Leslie Frazier/Brad Childress
2004-05	Defensive Backs, Tampa Bay Buccaneers	Jon Gruden
2001-03	Defensive Backs, Western Michigan University	Gary Darnell
1998-2000	Defensive Backs, Hofstra University	Joe Gardi
1997	Defensive Backs, Kent State University	Jim Corrigan
1994-96	Defensive Backs, Grand Valley State University	Brian Kelly
1994	Linebackers, Northwestern State University	Sam Goodwin
1993	Graduate Assistant, Eastern Michigan University	Ron Cooper
1992	Defensive Backs, Muskingum College	Jeff Heacock
1988-91	*Cornerback/Safety, Illinois State University	Jim Heacock

*Player



JON EMBREE

ASSISTANT HEAD COACH/TIGHT ENDS

14TH NFL SEASON (3 PLAYING/11 COACHING) | 3RD WITH 49ERS

Jon Embree is in his third season as the 49ers assistant head coach/tight ends coach.

In 2018, TE George Kittle was named Second-Team All-Pro and selected to the Pro Bowl in only his second season as he led the team with 88 receptions for 1,377 yards and five touchdowns, setting the NFL record for the most receiving yards in a single season by a tight end. Kittle also became the first tight end in franchise history to surpass 1,000 receiving yards in a single season. His 88 receptions also set the franchise record for the most receptions by a tight end in a single season.

In 2017, the 49ers tight ends combined for 66 receptions for 866 yards and six touchdowns. Rookie TE George Kittle led the tight end group with 43 receptions for 515 yards and two touchdowns. His 515 receiving yards ranked second in the NFL among rookie tight ends and were the most by a 49ers rookie tight end since the merger in 1970. Additionally, TE Garrett Celek set a new single-season career high with four touchdown receptions.

In 2016 with Tampa Bay, Embree helped TE Cameron Brate establish career highs in three major categories with 57 receptions for 660 yards and eight touchdowns, which tied for the most in the NFL. Combined with one touchdown each from TE Austin Seferian-Jenkins, TE Brandon Myers and TE Alan Cross, Buccaneers tight ends caught 11 touchdowns, the most for the team since 1985, when Tampa Bay tight ends combined for 13 touchdown receptions.

In 2015, Seferian-Jenkins was limited to seven games, but still improved his receiving numbers from his rookie season, recording 21 receptions for 338 yards and four touchdowns. Seferian-Jenkins' 16.1 receiving average was the second-highest of any tight end in the NFL (New England TE Rob Gronkowski - 16.3 yards per reception) with at least 20 receptions. Embree also oversaw the development of Brate in his first year, who started the season on the team's practice squad but finished the year with 23 receptions for 288 yards and three touchdowns.

In 2014, Embree worked with Seferian-Jenkins who recorded 21 receptions for 221 yards and two touchdowns in nine games. His reception total and receiving yards were the fourth-most ever by a Buccaneers rookie tight end, while his two touchdown receptions tied for the third-most.

Prior to Tampa Bay, Embree spent the 2013 season as the tight ends coach with Cleveland Browns. With Embree's guidance, TE Jordan Cameron earned a Pro Bowl berth and ranked second in the NFL in receiving yards (917) by a tight end behind New Orleans TE Jimmy Graham (1,215) and third in receptions (80) by a tight end behind Graham (86) and Atlanta Falcons TE Tony Gonzalez (80).

Embree joined the Buccaneers after spending two years (2011-12) as head coach at the University of Colorado and one season (2010) as the tight ends coach for the Washington Redskins. That season, TE Chris Cooley ranked second in the NFL in receptions (77) by a tight end behind Dallas Cowboys TE Jason Witten (94) and third in receiving yards (849) by a tight end behind Witten (1,002) and San Francisco 49ers TE Vernon Davis (914).



Embree first entered the NFL coaching ranks in 2006, where he spent three seasons (2006-08) as the tight ends coach for the Kansas City Chiefs. In 2008, TE Tony Gonzalez paced all NFL tight ends with 96 receptions for 1,058 yards and 10 touchdowns. In 2007, Gonzalez led all tight ends with 99 receptions for 1,172 yards while adding 5 touchdowns. In 2006, Gonzalez ranked second among all tight ends in both receptions (73) and receiving yards (900). Gonzalez was named to the Pro Bowl and All-Pro in each of his three seasons working with Embree.

Prior to joining the NFL, Embree spent 13 years at the collegiate level, including three seasons at UCLA, where he served as assistant head coach/wide receivers (2003) and assistant head coach/tight ends (2004-05).

From 1993-2002, Embree was at the University of Colorado where he spent 10 years serving in a variety of roles. He was the tight ends coach for two seasons (1993-94) before moving to defensive ends coach for four years (1995-98). Embree returned to his role as tight ends coach for two years in 1999 before spending two seasons as the wide receivers/kickers coach (2001-02).

Embree began his coaching career at Colorado as a volunteer assistant coach in 1991 before spending one year as the receivers/tight ends coach at Douglas County (CO) High School.

Originally a 6th round pick (166th overall) of the Los Angeles Rams in 1987, Embree appeared in 13 games over two seasons with LA before suffering a career-ending elbow injury in 1989 while with the Seattle Seahawks.

A native of Englewood, CO, Embree lettered four seasons (1983-86) as a tight end at the University of Colorado and ended his career in the top five in both career receptions (80) and yards (1,116) along with five touchdowns. He graduated with a degree in communications in 1987. Embree and his wife, Natalyn, have three children: two sons, Taylor and Connor, and one daughter, Hannah. The couple also has one grandson, Grayson.



EMBREE'S BACKGROUND

YEARS	COACHING BACKGROUND	HEAD COACH
2017-current	Assistant Head Coach/Tight Ends, San Francisco 49ers	Kyle Shanahan
2014-16	Tight Ends, Tampa Bay Buccaneers	Dirk Koetter/Lovie Smith
2013	Tight Ends, Cleveland Browns	Rob Chudzinski
2011-12	Head Coach, University of Colorado	---
2010	Tight Ends, Washington Redskins	Mike Shanahan
2006-08	Tight Ends, Kansas City Chiefs	Herm Edwards
2004-05	Assistant Head Coach/Tight Ends, UCLA	Karl Dorrell
2003	Assistant Head Coach/Wide Receivers, UCLA	Karl Dorrell
2001-02	Wide Receivers/Kickers, University of Colorado	Gary Barnett
1999-2000	Tight Ends, University of Colorado	Gary Barnett
1995-98	Defensive Ends, University of Colorado	Rick Neuheisel
1993-94	Tight Ends, University of Colorado	Bill McCartney
1992	Receivers/Tight Ends, Douglas County (CO) High School	
1991	Volunteer Assistant Coach, University of Colorado	Bill McCartney
1989	*Tight End, Seattle Seahawks	Chuck Knox
1987-88	*Tight End, Los Angeles Rams	John Robinson
1983-86	*Tight End, University of Colorado	Bill McCartney

* Player



MILES AUSTIN

OFFENSIVE QUALITY CONTROL

13TH NFL SEASON (10 PLAYING/1 COACHING/2 FRONT OFFICE) | 1ST WITH 49ERS

Miles Austin is in his first season as an offensive quality control coach with the 49ers. He joined San Francisco after spending the previous two years (2017-18) with the Dallas Cowboys as a pro & college scouting intern.

Austin played 10 seasons in the NFL as a wide receiver with the Dallas Cowboys (2006-13), Cleveland Browns (2014) and Philadelphia Eagles (2015). He appeared in 129 games (70 starts) and registered 361 receptions for 5,273 yards and 37 touchdowns. On special teams, he returned 89 kickoffs for 2,146 yards (24.1 average). A two-time Pro Bowl selection (2010-11), Austin also started two postseason contests and added 11 receptions for 116 yards and one touchdown.

From 2009-10, Austin registered 150 receptions for 2,378 yards (15.7 average) and 18 touchdowns. His receiving yardage total ranked fifth in the NFL over that timespan, while his touchdown total was tied for fifth. In 2009, he appeared in 16 games (nine starts) and registered career highs in receptions (81), receiving yards (1,320) and receiving touchdowns (11).

Austin started the Austin Family Foundation with a mission to support and promote youth programming in lower income areas with the focus on character development and community involvement. A major event for the Austin Family Foundation is its student athlete conferences, which focuses on building leadership skills both on and off the field, in addition to making participants feel they can make a positive impact on their peers and in their communities.



A native of Garfield, NJ, Austin played wide receiver at Monmouth University and finished his career as the school's all-time leader in receptions (150), receiving yards (2,867) and touchdown receptions (33). He and his wife, Stacy, have two children: daughter, Ava, and son, Miles IV.

AUSTIN'S BACKGROUND

YEARS	COACHING BACKGROUND	HEAD COACH
2019-current	Offensive Quality Control, San Francisco 49ers	Kyle Shanahan
2017-18	Pro & College Scouting Intern, Dallas Cowboys	Jason Garrett
2015	*Wide Receiver, Philadelphia Eagles	Pat Shurmur/Chip Kelly
2014	*Wide Receiver, Cleveland Browns	Mike Pettine
2006-13	*Wide Receiver, Dallas Cowboys	Jason Garrett/Wade Phillips/Bill Parcells
2002-05	*Wide Receiver, Monmouth University	Kevin Callahan

*Player



JOHN BENTON

OFFENSIVE LINE

16TH NFL SEASON | 3RD WITH 49ERS

John Benton, a veteran of 32 years of coaching experience, including 15 seasons in the NFL, is in his third season as the 49ers offensive line coach.

Under Benton's tutelage in 2018, the 49ers offensive line was anchored by veteran T Joe Staley and 2018 first round draft choice Mike McGlinchey, who both started all 16 games. The 49ers offensive line, featuring Staley, McGlinchey, OL Mike Person, C/G Weston Richburg and OL Laken Tomlinson, combined to make 79 of 80 starts. The line helped pave the way for RB Matt Breida, who ranked fourth in the NFL averaging 5.3 yards per carry.

In 2017, the 49ers offensive line continued to improve throughout the season. Anchored by T Joe Staley, who was selected to the Pro Bowl, the offensive line helped the 49ers offense rank 12th in the NFL, averaging 349.2 yards per game. San Francisco also registered 3,925 net passing yards, the most by the team since 2000 (4,239).

In 2016, Benton served as an assistant offensive line coach for the Jacksonville Jaguars. Under the guidance of Benton and assistant head coach/offensive line coach Doug Marrone, the Jaguars offensive line allowed 34 sacks, the fewest sacks allowed in a single season since 2007 (31) and 17 fewer than the team allowed in 2015. Seeing improvement as the season progressed, the Jaguars offense ranked fifth in rushing yards per game (124.5) during the second half of the 2016 season (weeks 9-16).

Prior to Jacksonville, Benton spent two seasons (2014-15) as the offensive line coach for the Miami Dolphins. In 2015, the Dolphins averaged 4.35 yards per carry, good for ninth in the NFL while RB Lamar Miller tied a career high with eight rushing touchdowns.

In 2014, Benton's offensive line helped the Dolphins offense produce 361 first downs, tied for the second-most in franchise history and the most since 1985, when the team had the same amount. The line paved the way for Miller, who surpassed the 1,000-yard rushing mark (1,099) for the first time in his career, and helped protect QB Ryan Tannehill, whose 4,045 passing yards were the most by a Miami quarterback since Dan Marino (4,453 yards) in 1994. Miller and Tannehill combined to become the first duo in franchise history to produce a 1,000-yard rusher and 4,000-yard passer in a season.

Prior to Miami, Benton served as the offensive line coach for the Houston Texans for eight seasons (2006-13). With the Texans, Benton's offensive line was instrumental in establishing one of the NFL's top-ranked offensive attacks, setting franchise marks for rushing yards (2,448) in 2011, and passing yards (4,654) and total offense (6,129 yards) in 2009. Behind All-Pro T Duane Brown and All-Pro C Chris Myers, Houston's offensive line helped All-Pro RB Arian Foster become the 13th fastest player in NFL history to reach 5,000 career rushing yards. Additionally, Foster registered three consecutive 1,000-yard seasons (2010-12) and a franchise-record 25 career 100-yard rushing games.



In 2012, Benton's offensive line anchored Houston's third consecutive 2,000-yard rushing season as Foster led the NFL with 15 rushing touchdowns. Foster surpassed the 1,000-yard mark for the third consecutive season behind the play of Myers and Brown. Houston's offense ranked seventh in yards per game (372.1) and eighth in points per game (26.0) while allowing 28 sacks, the fourth fewest in the AFC.

The Texans offensive line helped pave the way for a franchise record 2,448 rushing yards in 2011. Excelling in the playoffs, the Houston run game averaged 159.5 yards per game in helping the Texans reach the Divisional round. For the first time in franchise history, the Texans had two players eclipse 900 rushing yards in the same season as Foster recorded 1,224 yards and RB Ben Tate notched 942 yards on the ground. Both Foster and Tate rushed for 100-or-more yards in the same game twice during the 2010 season, making Houston just the sixth team since 1985 to accomplish the feat. In Benton's system, Myers was selected to his first Pro Bowl while Brown was selected as a Second-Team All-Pro by the Associated Press.

Benton's unit paved the way for another record-setting season for Houston's offense in 2010. The Texans ranked third in the NFL with a franchise-record 6,186 yards of offense (386.6 yards per game) and helped Foster lead the NFL in rushing yards (1,616) and total touchdowns (18; 16 rushing, two receiving), each setting a new single-season franchise record.

In 2009, the line provided protection for the NFL's passing leader, QB Matt Schaub, who threw for 4,770 yards and 29 touchdowns. The offense ranked fourth in the NFL with an average 383.1 yards per game. The passing attack led the NFL with 290.9 yards per game while Benton's offensive line group gave up the fifth-fewest sacks in the league (25).



Benton's line featured the same starting lineup for all 16 games, a first in Texans history, in 2008. The offensive line paved the way for rookie running back Steve Slaton to set a then-franchise record with 1,282 rushing yards, while the offense ranked third in the NFL with 6,113 total yards.

In 2007, Benton's offensive line group allowed 22 sacks, the lowest total allowed in franchise history. In his first season in Houston, Benton oversaw an offensive line that surrendered 25 fewer sacks (43) than in 2005 (68).

Prior to joining the Texans in 2006, Benton spent two seasons (2004-05) with the St. Louis Rams, coaching an offensive line that was anchored by All-Pro T Orlando Pace. In 2005, the Rams offensive line helped All-Pro RB Stephen Jackson rush for 1,046, the first 1,000-yard season of his career.

Prior to the NFL, Benton spent 17 years coaching at the collegiate level. He began his coaching career as a graduate assistant at Colorado State (1987-90) before moving on to California University (PA), where he coached the offensive line and served as the recruiting coordinator (1990-94).

Benton returned to Colorado State in 1995, where he spent nine years as offensive line coach (1995-99) and co-offensive coordinator (2000-03).

A native of Durango, CO, Benton was a four-year starter as an offensive lineman at Colorado State (1983-86) and earned honorable mention All-WAC honors during his junior and senior seasons. He was named to the WAC's All-Academic team as a senior in 1986. Benton and his wife, Nicole, have two children: Gabrielle and Paige.

BENTON'S BACKGROUND

YEARS	COACHING BACKGROUND	HEAD COACH
2017-current	Offensive Line, San Francisco 49ers	Kyle Shanahan
2015-16	Assistant Offensive Line, Jacksonville Jaguars	Doug Marrone/Gus Bradley
2014-15	Offensive Line, Miami Dolphins	Dan Campbell/Joe Philbin
2006-13	Offensive Line, Houston Texans	Wade Phillips/Gary Kubiak
2004-05	Offensive Line, St. Louis Rams	Joe Vitt/Mike Martz
2000-03	Co-Offensive Coordinator/Offensive Line, Colorado State University	Sonny Lubick
1995-99	Offensive Line, Colorado State University	Sonny Lubick
1990-94	Offensive Line, California University (PA)	Kevin Donley/Jeff Petrucci
1987-90	Graduate Assistant, Colorado State University	Earle Bruce/Leon Fuller
1983-86	*Offensive Lineman, Colorado State University	Leon Fuller

* Player



DANIEL BULLOCKS

SAFETIES

9TH NFL SEASON (5 PLAYING/4 COACHING) | 3RD WITH 49ERS

Daniel Bullocks is in his third season with the 49ers and first as the team's safeties coach. He spent the previous two seasons (2017-18) as the 49ers assistant defensive backs coach.

In 2018, working alongside defensive backs coach Jeff Hafley, the 49ers secondary improved from 22nd in the NFL in passing yards allowed per game in 2017 to 11th in the league in 2018 (233.3). The 49ers also ranked 10th in the NFL in opponent completion percentage (63.5), improving from 20th the year prior. In his first season with San Francisco, CB Richard Sherman helped lead the 49ers secondary as he registered 37 tackles, 1.0 sack and four passes defended. CB K'Waun Williams led the secondary with 45 tackles and DB Antone Exum Jr. set career highs in tackles (37) and passes defended (seven) while also registering his first career sack and interception, which was returned for a touchdown.

In 2017, the 49ers secondary continued to improve throughout the season. Rookie CB Ahkello Witherspoon started the final nine games and finished the season with 32 tackles and he tied for the team-lead in both interceptions (two) and passes defended (seven). Rookie DB Adrian Colbert started each of the last six games he played and finished with 32 tackles, two forced fumbles, one fumble recovery and five passes defended. In his first season with San Francisco, CB K'Waun Williams set a career high with 54 tackles while adding his first career interception, two forced fumbles, one fumble recovery and five passes defended.

In 2016, Bullocks served as the assistant defensive backs coach with the Jacksonville Jaguars where he worked with defensive backs coach DeWayne Walker and helped the Jaguars pass defense rank third in fewest yards allowed per pass attempt (6.58) and fifth in fewest passing yards per game allowed (215.3). CB Jalen Ramsey, selected fifth overall in the 2016 NFL Draft, started all 16 games for Jacksonville while leading the team and all rookies with 14 passes defended en route to being named to the PFWA All-Rookie team.

Prior to Jacksonville, Bullocks spent one season (2015) as assistant coach/cornerbacks at Eastern Michigan University. Bullocks helped EMU improve from 11th in pass defense in 2014 (274.8 pass yards allowed per game) to second in pass defense (202.8 pass yards allowed per game) in 2015 among Mid-American Conference teams.

Prior to Eastern Michigan, Bullocks spent three seasons (2012-14) at the University of Northern Iowa where he served as assistant coach/secondary. In three seasons at UNI, Bullocks helped the Panthers reach new heights, spending a combined 23 weeks ranked in the Football Championship Subdivision (FCS) polls.

During the 2014 campaign, Bullock's secondary totaled 17 interceptions and three players from his defensive backfield were recognized by the Missouri Valley Football Conference (MVFC) for all-conference accolades. UNI ranked second in scoring defense (19.9 points per game allowed), second in total defense (313.6 yards per game allowed) and fifth in passing defense (206.6 pass yards allowed per game) among all MVFC teams.



In 2013, Northern Iowa ranked second in scoring defense (18.8 points per game allowed), third in total defense (334.5 yards per game allowed) and fifth in passing defense (202.9 pass yards allowed per game) among all MVFC teams. Under Bullocks' guidance, CB Ray Mitchell ranked second in the conference with four interceptions.

Originally a second-round pick (40th overall) by the Detroit Lions in the 2006 draft, Bullocks appeared in 31 games (22 starts) and totaled 115 tackles, four passes defended, three fumble recoveries, one forced fumble and 1.0 sack during his four-year (2006-09) NFL career with Detroit. In 2008, he was the team's Ed Block Courage Award winner and was recipient of the Chuck Hughes Most Improved Player Award.

Bullocks played collegiately at the University of Nebraska (2001-05), where he appeared in 48 games at safety. In 2005, he earned Second-Team All-Big 12 honors and was named to the Big 12 Fall Commissioner's Academic Roll in 2005. He earned his degree in sociology in 2005.

A native of Chattanooga, TN, Bullocks is the founder of the Bullocks Foundation, which mentors and establishes scholarships for student-athletes to further education in his hometown. Bullocks and his wife, Vanessa have four children: Bella, Thalia, Starlet and Liv.



BULLOCKS' BACKGROUND

<u>YEARS</u>	<u>COACHING BACKGROUND</u>	<u>HEAD COACH</u>
2018	Safeties, San Francisco 49ers	Kyle Shanahan
2017-18	Assistant Defensive Backs, San Francisco 49ers	Kyle Shanahan
2016	Assistant Defensive Backs, Jacksonville Jaguars	Doug Marrone/Gus Bradley
2015	Assistant Coach/Cornerbacks, Eastern Michigan University	Chris Creighton
2013-14	Assistant Coach/Secondary, University of Northern Iowa	Mark Farley
2006-10	*Safety, Detroit Lions	Jim Schwartz/Rod Marinelli
2001-05	*Safety, University of Nebraska	Bill Callahan/Frank Solich

* Player



MICHAEL CLAY

ASSISTANT SPECIAL TEAMS

6TH NFL SEASON | 4TH WITH 49ERS

Michael Clay is in his fourth season with the 49ers and third as an assistant special team coach. He previously served as a strength & conditioning assistant in 2017 and an assistant special teams coach with the team in 2016 and 2018.

Working alongside 49ers special teams coordinator Richard Hightower, San Francisco's special teams units flourished in 2018. K Robbie Gould set the 49ers single-season franchise record for field goal percentage (97.1) as he connected on 33 of 34 field goal attempts and finished the season with 126 points. He also set the franchise record for most consecutive field goals made (33) and finished the season connecting on each of his final 23 attempts. Gould was named NFC Special Teams Player of the Month for December and was a two-time recipient of the NFC Special Teams Player of the Week Award (Week 2 & 15). Rookie WR Richie James Jr. was named All-NFC kick returner by the PFWA as he averaged 25.2 yards per kickoff return, which ranked seventh in the NFL. James Jr. also registered the team's first kickoff return for a touchdown (97 yards) since 2011.

Clay joined San Francisco after spending the previous two seasons (2014-15) as a member of the Philadelphia Eagles coaching staff. After serving as a quality control coach in 2014, Clay was named a special teams assistant for the Eagles in 2015. Philadelphia ranked second in league in punt return average (11.4) and was one of four teams to register multiple return touchdowns on special teams. RB Darren Sproles earned his second career Pro Bowl selection as a return specialist after leading the NFL in punt return yards (446) and ranking tied for first in the NFL in punt return touchdowns (two).



A native of San Jose, CA, Clay was a four-year letterman as a linebacker for the University of Oregon (2009-12). He earned Second-Team All-Pac-12 honors as a senior in 2012, recording 101 tackles, three sacks and one forced fumble while starting in all 12 games. Following his college career, he signed with the Miami Dolphins as an undrafted free agent in 2013.

Clay attended Bellarmine College Preparatory (San Jose, CA), where he played fullback and linebacker and was a two-time *All-Mercury News* First-Team selection.

CLAY'S BACKGROUND

YEARS	COACHING BACKGROUND	HEAD COACH
2018-current	Assistant Special Teams, San Francisco 49ers	Kyle Shanahan
2017	Assistant Strength & Conditioning, San Francisco 49ers	Kyle Shanahan
2016	Assistant Special Teams, San Francisco 49ers	Chip Kelly
2015	Special Teams Assistant, Philadelphia Eagles	Chip Kelly
2014	Defensive Quality Control, Philadelphia Eagles	Chip Kelly
2009-12	*Linebacker, University of Oregon	Chip Kelly

* Player



SHANE DAY

QUARTERBACKS

11TH NFL SEASON | 4TH WITH 49ERS

Shane Day rejoins the 49ers as the team's quarterbacks coach in 2019, having previously served as San Francisco's offensive quality control coach for three seasons (2007-09). He spent the previous three years (2016-18) as the tight ends coach of the Miami Dolphins.

In 2018, Day worked with second-round draft pick, TE Mike Gesicki, who finished the season with 22 receptions for 202 yards (9.2 average). The year earlier, TE Julius Thomas caught 41 passes for 388 yards (9.5 average) and ranked third on the team with three touchdowns.

In his first season with the Dolphins in 2016, Day helped Miami have their most successful season since 2008, winning 10 games, including nine of the final 11 to finish the season, and earn a play-off berth. After losing TE Jordan Cameron to injury in Week 3, Day prepared TE Dion Sims for one of the best seasons of his career as he started 11 games and finished with career highs in receptions (26) and receiving touchdowns (four) to go along with 256 yards. Former undrafted TE MarQueis Gray also had the best season of his career, setting career highs with seven starts, 14 receptions and 174 receiving yards.

Day joined Miami after two seasons as the assistant offensive line coach (2014-15) with the Washington Redskins. In 2015, Washington ranked 10th in scoring (24.3 points per game) and the offensive line allowed 27 sacks that season, the fifth-fewest in the NFL. The Redskins won the NFC East for the second time since 1999 with a nine-win campaign. T Trent Williams earned his fourth-consecutive Pro Bowl selection and was named Associated Press Second-Team All-Pro for the first time in his career. In 2014, RB Alfred Morris rushed for 1,074 yards, his third consecutive season with 1,000-or-more yards, and Williams earned the third Pro Bowl selection of his career.

Prior to Washington, Day was the quarterbacks coach at the University of Connecticut for two seasons (2012-13). In 2013, he took over play-calling duties after nine games and helped the Huskies finish the season on a three-game winning streak as the team threw for seven touchdowns and only one interception.

Day went to Connecticut after two years (2010-11) as the quarterbacks coach of the Chicago Bears. In his first season, Day coached QB Jay Cutler, who completed 261 of 432 passes for 3,274 yards and 23 touchdowns. The Bears went 11-5, won the NFC North and advanced to the NFC Championship that season. The following year, Chicago started three different quarterbacks, as Cutler, QB Caleb Hanie and QB Josh McCown combined to throw for 3,346 yards and 18 touchdowns.



Day's first stint with the 49ers spanned three seasons (2007-09) as an offensive quality control coach. He worked with the team's quarterbacks in 2007, running backs in 2008 and offensive line in 2009. In those three seasons, RB Frank Gore rushed for 3,258 rushing yards, the seventh-most in the NFL during that timespan.

Day joined the 49ers after spending the 2006 season at the University of Michigan. With the Wolverines, he was the assistant quarterbacks and quality control coach in charge of developing the team's quarterbacks. His other duties included opponent film breakdown, recruiting and other assignments for the team's staff.

Prior to joining the Michigan staff, Day spent four seasons coaching at Auburn (WA) Riverside High School. He coached the wide receivers (2001) and quarterbacks (2002) during his first two years. Day continued as the quarterbacks coach along with his promotion to offensive coordinator for the 2003-04 seasons.

Day graduated from Kansas State University in 1999 with a degree in English. He lettered in football as a wide receiver at Rhodes College in Memphis, TN. In addition, Day played shortstop and outfield on the Lynx baseball team. He and his wife, Christie, have a daughter, Vivienne.



DAY'S BACKGROUND

<u>YEARS</u>	<u>COACHING BACKGROUND</u>	<u>HEAD COACH</u>
2019-current	Quarterbacks, San Francisco 49ers	Kyle Shanahan
2016-18	Tight Ends, Miami Dolphins	Adam Gase
2014-15	Assistant Offensive Line, Washington Redskins	Jay Gruden
2012-13	Quarterbacks, University of Connecticut	T. J. Weist/Paul Pasqualoni
2010-11	Quarterbacks, Chicago Bears	Lovie Smith
2007-09	Offensive Quality Control, San Francisco 49ers	Mike Singletary/Mike Nolan
2006	Offensive Quality Control, University of Michigan	Lloyd Carr
2003-04	Offensive Coordinator/Quarterbacks, Auburn Riverside (WA) High School	Andrew Sage
2002	Quarterbacks, Auburn Riverside (WA) High School	Andrew Sage
2001	Wide Receivers, Auburn Riverside (WA) High School	Andrew Sage
1996	*Wide Receiver, Rhodes College	Mike Clary

*Player



TAYLOR EMBREE

OFFENSIVE QUALITY CONTROL

4TH NFL SEASON | 3RD WITH 49ERS

Taylor Embree is in his fourth season in the NFL and third with the 49ers as an offensive quality control coach. He joined San Francisco after spending the 2016 season as a defensive assistant with the Kansas City Chiefs.

With Kansas City, Embree worked with a Chiefs defense that led the NFL with 104 passes defended and tied for the most interceptions (18). Prior to his year in Kansas City, Embree was a graduate assistant/offensive assistant for the UCLA football program in 2014.

Embree played collegiately at UCLA for four seasons (2008-11) where he ranked third on the team in receptions (20) as a senior after either leading or ranking second in catches and receiving yards in each of his first three seasons. He appeared in all 50 games (32 starts) at UCLA and finished with 137 receptions for 1,776 yards (13.0 average) and four touchdowns.

He left UCLA ranked eighth on the school's all-time list for receptions and 13th in receiving yards. After going undrafted in the 2012 NFL Draft, Embree signed with the San Diego Chargers where he spent training camp with the team.



A native of Denver, CO, Embree attended Blue Valley West (Overland, KS) HS and is the son of current 49ers assistant head coach/tight ends coach Jon Embree. He and his wife, Kristina, have one son, Grayson.

EMBREE'S BACKGROUND

YEARS	COACHING BACKGROUND	HEAD COACH
2017-current	Offensive Quality Control, San Francisco 49ers	Kyle Shanahan
2016	Defensive Assistant, Kansas City Chiefs	Andy Reid
2014	Graduate Assistant/Offense, UCLA	Jim Mora
2013	Graduate Assistant/Defense, UCLA	Jim Mora
2012	Graduate Assistant/Offense, UNLV	Bobby Hauck
2008-11	*Wide Receiver, UCLA	Mike Johnson/ Rick Neuheisel

*Player



BRIAN FLEURY

DEFENSIVE QUALITY CONTROL

7TH NFL SEASON | 1ST WITH 49ERS

Brian Fleury is in his first season as the 49ers defensive quality control coach. He joined San Francisco after spending the previous three years with the Miami Dolphins as the team's football research analyst (2016) and director of football research (2017-18).

In his roles with the Dolphins, Fleury worked closely with defensive coordinator Matt Burke to help prepare for upcoming opponents and follow NFL trends. He assisted the team's defensive backs in 2018 after assisting the defensive line in 2017 and linebackers in 2016.

Fleury joined Miami from the Cleveland Browns, where he was the team's outside linebackers coach in 2015 and assistant linebackers coach in 2014. In 2015, OLBs Armonty Bryant (5.5) and Christian Kirksey (3.5) set career highs in sacks. In his first season with the Browns, Fleury helped coach Paul Kruger to the most productive season of his career, as he set career highs in tackles (53), sacks (11.0) and forced fumbles (four). Kruger's 11.0 sacks tied for the fifth-most in team history at the time and were the most by a member of the Browns since 2006. In addition, the Browns finished second in the NFL with 21 interceptions, while also finishing tied for fourth in takeaways (29).

Prior to his time in Cleveland, Fleury spent the 2013 season as a quality control coach for the Buffalo Bills, working with the linebackers. He helped develop rookie LB Kiko Alonso, who registered 159 tackles, four interceptions, 2.0 sacks, four passes defended, two fumble recoveries and one forced fumble and was named PFWA NFL Defensive Rookie of the Year. The Bills set a franchise record with 57 sacks, the second-most in the NFL in 2013. Buffalo's defense also finished 10th in the NFL in total defense (333.4 yards per game).

Before Buffalo, Fleury spent four seasons (2009-12) at Towson University where he served as the special teams coordinator/defensive backs coach. He helped the team achieve top-10 national rankings in kickoff return yardage (24.28 yards per return) in 2011 and punt return defense (3.46 yards per return) in 2010. Towson won the Colonial Athletic Association (CAA) in 2011 and earned a share of the conference title in 2012.



Fleury was an assistant at Sacred Heart University for four seasons, spending one year (2005) as secondary coach and the following three (2006-08) as defensive coordinator. In 2008, the Pioneers posted an 8-3 record, which ranked as the third-highest win total in the history of the school. Fleury began his coaching career as an intern and graduate assistant at the University of Maryland from 2003-04. In 2003, the Terrapins went 10-3, earned a victory in the Gator Bowl and finished 17th in the nation in the final poll.

Fleury began his collegiate career at the Maryland before transferring to Towson, where he played quarterback for four years (1999-2002) and earned a degree in sport management from the school in 2002. He and his wife, Natasha, have one daughter, Nadia.

FLEURY'S BACKGROUND

YEARS	COACHING BACKGROUND	HEAD COACH
2019-current	Defensive Quality Control, San Francisco 49ers	Kyle Shanahan
2017-18	Director of Football Research, Miami Dolphins	Adam Gase
2016	Football Research Analyst, Miami Dolphins	Adam Gase
2015	Outside Linebackers, Cleveland Browns	Mike Pettine
2014	Assistant Linebackers, Cleveland Browns	Mike Pettine
2013	Defensive Quality Control, Buffalo Bills	Doug Marrone
2009-12	Special Teams Coordinator/Secondary, Towson University	Rob Ambrose
2006-08	Defensive Coordinator, Sacred Heart University	Paul Gorham
2005	Secondary, Sacred Heart University	Paul Gorham
2004	Graduate Assistant, University of Maryland	Ralph Friedgen
2003	Offensive Intern, University of Maryland	Ralph Friedgen
1999-2002	*Quarterback, Towson University	Gordy Combs

*Player



JOHNNY HOLLAND

RUN GAME SPECIALIST/OUTSIDE LINEBACKERS

28TH NFL SEASON (7 PLAYING/21 COACHING) | 3RD WITH 49ERS

Johnny Holland is in his third season with the 49ers and second as the run game specialist/outside linebackers coach. He previously served as the team's linebackers coach in 2017.

In 2018, Holland helped the 49ers run defense rank seventh in the NFL in rushing yards allowed per play (4.09). The defense also improved from t-21st in the NFL in 2017 to 14th in rushing yards allowed per game (113.4). The 113.4 rushing yards allowed per game were the fewest allowed by the team since 2014 (100.8). Under Holland's tutelage, LB Mark Nzeocha set career highs in tackles (17), sacks (1.0), forced fumbles (one) and passes defended (one).

Holland worked with the 49ers linebackers in 2017, passing on wisdom from his seven-year playing career and almost two decades of coaching experience. Rookie LB Reuben Foster finished second on the team with 72 tackles and LB Brock Coyle played in all 16 games, setting career highs in starts (10), tackles (62), forced fumbles (one) and passes defended (one), while also adding 0.5 sack.

In 2016, Holland was the inside linebackers coach with the Cleveland Browns. He worked with a linebacking corps that was led by LBs Christian Kirksey and Demario Davis. In his first season as a full-time starter, Kirksey registered a career-high 143 tackles, the fifth-most in the NFL according to game book statistics. After signing with the Browns as a free agent, Davis finished second on the team with 99 tackles.

Holland went to Cleveland following three seasons (2013-15) in the Canadian Football League (CFL). He served as the linebackers coach with the B.C. Lions from 2014-15 and the Saskatchewan Roughriders in 2013, helping guide the Roughriders to a Grey Cup win in his lone season with the team.

Before his time in the CFL, Holland was linebackers coach with the Oakland Raiders (2012) after one season (2011) with the Virginia Destroyers of the United Football League (UFL), helping the team win the league championship.

Holland served as linebackers coach for five seasons (2006-10) with the Houston Texans. Under Holland's tutelage, LB DeMeco Ryan (2006) and LB Brian Cushing (2009) each earned Associated Press Defensive Rookie of the Year honors. In 2009, Cushing registered 133 tackles, according to Gamebook Statistics, four sacks and four interceptions as the Texans reached nine wins, the highest total in franchise history at the time. In 2006, Ryan finished with 156 tackles, according to Gamebook Statistics, the most by an NFL rookie in 20 years.



Prior to working in Houston, Holland spent three seasons with the Detroit Lions. He began with Detroit as a defensive assistant from 2003-04 before moving to linebackers coach in 2005. He also spent three seasons with Seattle as the team's assistant special teams/assistant strength and conditioning coach (2000) and linebackers coach (2001-02).

Holland began coaching in the NFL as a defensive quality control coach with the Green Bay Packers from 1995-97. In 1998, he coached the Packers special teams and later spent one season (1999) as the team's linebackers coach. He was part of Green Bay's staff that won back-to-back NFC Championships, including a victory in Super Bowl XXXI.

Originally a second-round (41st overall) draft pick by the Packers in the 1987 NFL Draft, Holland played seven seasons (1987-93) with the Packers where he registered 100-or-more tackles in each of his final six seasons. In 1992, he led Green Bay with 145 tackles and helped the team to its first playoff victory in 11 years. Holland was inducted in the Packers Hall of Fame in 2001.

A native of Hempstead, TX, Holland was a four-year letterman (1983-86) at Texas A&M University where he led the Aggies in tackles in each of his final three seasons. He was enshrined in the Texas A&M Hall of Fame in 1993 as well as the Cotton Bowl Hall of Fame in 2000.

Holland and his wife, Faith, have two children: son, Jordan, and daughter, Joli.



HOLLAND'S BACKGROUND

<u>YEARS</u>	<u>COACHING BACKGROUND</u>	<u>HEAD COACH</u>
2018-current	Run Game Specialist/Outside Linebackers, San Francisco 49ers	Kyle Shanahan
2017	Linebackers, San Francisco 49ers	Kyle Shanahan
2016	Inside Linebackers, Cleveland Browns	Hue Jackson
2014-15	Linebackers, BC Lions (CFL)	Jeff Tedford/ Mike Benevides
2013	Linebackers, Saskatchewan Roughriders (CFL)	Corey Chamblin
2012	Linebackers, Oakland Raiders	Dennis Allen
2011	Linebackers, Virginia Destroyers (UFL)	Marty Schottenheimer
2006-10	Linebackers, Houston Texans	Gary Kubiak
2005	Linebackers, Detroit Lions	Dick Jauron/Steve Mariucci
2003-04	Defensive Assistant, Detroit Lions	Steve Mariucci
2001-02	Linebackers, Seattle Seahawks	Mike Holmgren
2000	Assistant Special Teams/Assistant Strength & Conditioning, Seattle Seahawks	Mike Holmgren
1999	Linebackers, Green Bay Packers	Ray Rhodes
1998	Special Teams, Green Bay Packers	Mike Holmgren
1995-97	Defensive Quality Control, Green Bay Packers	Mike Holmgren
1987-93	*Linebacker, Green Bay Packers	Mike Holmgren/Lindy Infante/Forrest Gregg
1983-86	*Linebacker, Texas A&M University	Jackie Sherrill

* Player



CHRIS KIFFIN

PASS RUSH SPECIALIST

2ND NFL SEASON | 2ND WITH 49ERS

Chris Kiffin is in his second season as the 49ers pass rush specialist. He joined San Francisco after spending the 2017 season as the co-defensive coordinator at Florida Atlantic University.

In 2018, the 49ers defense registered 37.0 sacks, the most by the team in a single-season since 2013 (38.0 sacks). The 37.0 sacks were also an improvement from 30.0 sacks in 2017. Under Kiffin's guidance, DL DeForest Buckner was selected to his first Pro Bowl as he registered a career-high 12.0 sacks. His 12.0 sacks were the most by a 49ers defender since 2012 (LB Aldon Smith - 19.5 sacks). Additionally, DL Ronald Blair III and DL Cassius Marsh ranked tied for second on the team and each set career-highs with 5.5 sacks apiece.

With Florida Atlantic in 2017, Kiffin played a vital role in improving the total defense from being ranked 123rd to 63rd nationally, while the Owls finished the season second in interceptions (20), 23rd in red zone defense (77.0%), 24th in sacks (38) and 34th in scoring defense (22.7 points per game). Under Kiffin, LB Azeez Al-Shaair led the Conference USA in tackles (147) and broke FAU's career total tackles mark (354). Al-Shaair, as well as S Jalen Young, who finished second nationally in interceptions (seven), and CB Shelton Lewis all earned First-Team All-Conference USA honors. Kiffin was named a finalist for the Broyles Award, recognizing college football's top assistant coach.

Kiffin spent the 2012-16 seasons as the defensive line coach/defensive recruiting coordinator at the University of Mississippi. As defensive line coach, Kiffin worked with DE Marquis Haynes in 2016, who entered the year ranked as the 81st-best collegiate player overall by NFL.com. Haynes finished his junior season with seven sacks, 11 tackles for loss and three forced fumbles. In 2015, Kiffin coached Hornung Award finalist and First-Team All-American DE Robert Nkemdiche, who was later taken in the first round (29th overall) of the 2016 NFL Draft by the Arizona Cardinals. Ole Miss defensive linemen combined for 24.0 sacks in 2015, led by 10.0 from Haynes, then a sophomore, who tied a school record.

In 2014, Nkemdiche was an All-America selection by multiple outlets following his junior season after registering seven tackles for loss and three sacks. Haynes led the team with nine tackles for loss and set an Ole Miss freshman record with 7.5 sacks on his way to Freshman All-America honors. The year prior, Nkemdiche ranked third on the team and second among SEC freshmen in tackles for loss (eight) and was named 2013 First-Team Freshman All-America and SEC All-Freshman. In his first season at Ole Miss in 2012, Kiffin coached DE C.J. Johnson who notched 6.5 sacks, while NT Issac Gross was named First-Team Freshman All-America and SEC All-Freshman after he registered 10 tackles for loss and 2.5 sacks.



Kiffin spent the 2011 season at Arkansas State as the school's defensive line coach. The Red Wolves led the Sun Belt Conference in total defense (331.5 yards per game) and scoring defense (20.8 points per game), ranking in the top 25 in the NCAA in both categories. At ASU, DE Brandon Joiner earned Sun Belt Defensive Player of the Year honors as he tied for third in the nation in sacks (13) and 10th in tackles for loss (19) under Kiffin. He also coached DL Dorvus Woods, who earned Second-Team All-Sun Belt honors.

Kiffin joined Arkansas State after serving as an administrative assistant for the University of Southern California defense in 2010. Prior to his time at USC, Kiffin was an offensive quality control coach at the University of Nebraska for two seasons (2008-09) after spending the 2007 season as a graduate assistant at the University of Mississippi. Before his first stint at Ole Miss, Kiffin was a quality control intern with the Tampa Bay Buccaneers in 2006 where he worked with the defensive line during offseason OTAs and mini-camps. Kiffin first began coaching at the University of Idaho where he spent two seasons (2005-06) as a coaching assistant.

A native of Tampa, FL, Kiffin played defensive tackle at Colorado State University under then-head coach Sonny Lubick. He is the younger brother of current FAU head coach Lane Kiffin, and the son of longtime football coach Monte Kiffin. Kiffin and his wife, Angela, have four children: daughters, Bella, Grace and Taylor, and son, Christian.



KIFFIN'S BACKGROUND

<u>YEARS</u>	<u>COACHING BACKGROUND</u>	<u>HEAD COACH</u>
2018-current	Pass Rush Specialist, San Francisco 49ers	Kyle Shanahan
2017	Co-Defensive Coordinator, Florida Atlantic University	Lane Kiffin
2012-16	Defensive Line/Defensive Recruiting Coordinator, University of Mississippi	Hugh Freeze
2011	Defensive Line, Arkansas State University	Hugh Freeze
2010	Defensive Administrative Assistant, University of Southern California	Lane Kiffin
2008-09	Offensive Quality Control, University of Nebraska	Bo Pelini
2007	Graduate Assistant, University of Mississippi	Ed Orgeron
2006	Quality Control Intern (Offseason), Tampa Bay Buccaneers	Jon Gruden
2005-06	Coaching Assistant, University of Idaho	Dennis Erickson/Nick Holt
2000-04	*Defensive Tackle, Colorado State University	Sonny Lubick

*Player



KRIS KOCUREK

DEFENSIVE LINE

13TH NFL SEASON (2 PLAYING/11 COACHING) | 1ST WITH 49ERS

Kris Kocurek (KO-SIR-ick) is in his first season as the 49ers defensive line coach. He joined San Francisco after spending the 2018 season as the defensive line coach with the Miami Dolphins.

With the Dolphins, Kocurek coached DE Robert Quinn and DE Cameron Wake who registered 6.5 and 6.0 sacks respectively. Quinn's 6.5 sacks in his first season with Miami were his second-most in a single season since 2015.

Prior to Miami, Kocurek spent nine years with the Detroit Lions, first as the team's assistant defensive line coach (2009), followed by eight seasons as defensive line coach (2010-17). In his first season leading the defensive line, Kocurek played a vital role in DT Ndamukong Suh's Defensive Rookie of the Year award and helped develop him into a three-time AP First-Team All-Pro (2010 & 2013-14) and three-time Pro Bowl (2011 & 2013-14) selection. Suh's 36.0 sacks as a member of the Lions are the most in franchise history among defensive tackles.

While Kocurek was the Lions defensive line coach from 2010-17, Detroit's defensive linemen registered 250.0 sacks, which was the fourth-most by a defensive line in the NFL during that timespan. His defensive linemen also ranked fourth in forced fumbles (57) and ninth in passes defended (82) over that eight-year period as well.

Under Kocurek's tutelage in 2017, DE Ezekiel Ansah tied for eighth in the NFL with 12.0 sacks. During that same year, DE Anthony Zettel started all 16 games and finished with a career-high 6.5 sacks in his second NFL season while DT A'Shawn Robinson ranked eighth among NFL interior defensive linemen with 53 tackles and tied for the league lead with six passes defended.

The 2016 Lions earned an NFC Wild Card berth as Kocurek helped develop undrafted free agent, DE Kerry Hyder, into the team leader with 8.0 sacks in 16 games played.

In 2015, Ansah set a career high with 14.5 sacks for the Lions. His sack total led the NFC and ranked third in the NFL, as Ansah earned his first Pro Bowl selection and AP Second-Team All-Pro honors. Ansah also forced four fumbles, which was tied for second in the NFL.

In 2014, Kocurek assisted a Lions defense that finished the season ranking first in the NFL in rushing yards allowed per game (69.3). Detroit's 69.3 rushing yards allowed per game was the second-lowest in the NFL over the previous 10 seasons, trailing Pittsburgh's 2010 defense (62.8). The Lions ranked eighth in the NFL with 42.0 sacks that season as Detroit earned an NFC Wild Card berth after an 11-5 finish.

Suh earned AP First-Team All-Pro honors and a Pro Bowl selection in 2013 after ranking second among NFL defensive tackles with six passes defended to go along with 5.5 sacks. The Lions defense allowed 99.8 rushing yards per game, ranking sixth in the NFL. Ansah led all NFL rookies with a team-high 8.0 sacks.



In 2012, Suh was second among NFL interior defensive linemen with 8.0 sacks and earned AP Second-Team All-Pro honors and his second Pro Bowl selection, while DE Cliff Avril led the team with 9.5 sacks.

The 2011 Lions finished tied for 10th in the NFL with 41.0 sacks. Detroit went 10-6 and earned an NFC Wild Card spot. Suh again earned AP First-Team All-Pro honors as Avril led the team and tied for 11th in the NFL with 11.0 sacks. His sack total was the second-highest of Avril's career in a single season.

Kocurek was promoted to defensive line coach in 2010, where he helped the Lions finish sixth in the NFL with 44.0 sacks, an improvement from 29th in the league (26.0 sacks) the year prior. He worked closely with Detroit's first-round pick, Suh, who led the team and all NFL defensive tackles with 10.0 sacks that season, the most by an NFL rookie interior defensive lineman since 2003, when Minnesota's Kevin Williams registered 10.5. Suh's 10.0 sacks were the most by a Lions defensive tackle since Henry Thomas had 10.5 in 1995. Suh's 66 tackles were fourth on the team and fifth among NFL defensive tackles. He became the first rookie defensive tackle to ever earn AP All-Pro honors and the first rookie defensive lineman to do so since Tennessee's Jevon Kearse in 1999. He was also named AP Defensive Rookie of the Year, becoming the sixth defensive tackle to win the honor and first since Miami's Tim Bowens in 1994.

Kocurek originally entered the NFL in 2009 as Detroit's assistant defensive line coach. He helped DT Sammie Hill start as a rookie after being a fourth-round selection from Division II Stillman College. Hill finished the season with 26 tackles and two fumble recoveries in 13 games.



Prior to Detroit, Kocurek served as the defensive line coach at Stephen F. Austin State University (2008), assistant head coach/defensive line coach at West Texas A&M University (2007) and defensive line coach at Texas A&M University-Commerce (2006). At West Texas A&M in 2007, the Buffaloes won the Lone Star Conference and led the league in scoring defense (19.5 points per game). At Texas A&M University-Commerce in 2006, Kocurek helped the team's defense lead the LSC in scoring and total yards allowed. He began his coaching career as a graduate assistant at Texas A&M University-Kingsville (2004-05) and a graduate assistant at Texas Tech (2003).

A native of Caldwell and Deanville, TX, Kocurek was originally drafted in the seventh-round (237th overall) of the 2001 NFL Draft by the Seattle Seahawks as a defensive lineman, and spent two seasons (2001-02) in the NFL with the Tennessee Titans. Kocurek played collegiately at Texas Tech, where he was a three-time All-Big 12 selection (1998-2000). He was selected team captain and named the team's defensive player of the year as a senior in 2000. He earned his bachelor's degree from Texas Tech and his master's at Texas A&M University-Kingsville.

KOCUREK'S BACKGROUND

YEARS	COACHING BACKGROUND	HEAD COACH
2019-current	Defensive Line, San Francisco 49ers	Kyle Shanahan
2018	Defensive Line, Miami Dolphins	Adam Gase
2010-17	Defensive Line, Detroit Lions	Jim Caldwell/Jim Schwartz
2009	Assistant Defensive Line, Detroit Lions	Jim Schwartz
2008	Defensive Line, Stephen F. Austin State University	J.C. Harper
2007	Assistant Head Coach/Defensive Line, West Texas A&M University	Don Carthel
2006	Defensive Line, Texas A&M University-Commerce	Scotty Conley
2004-05	Graduate Assistant, Texas A&M University-Kingsville	Richard Cundiff
2003	Graduate Assistant, Texas Tech Univeristy	Mike Leach
2001-02	*Defensive Lineman, Tennessee Titans	Jeff Fisher
1997-2000	*Defensive Lineman, Texas Tech Univeristy	Mike Leach/Spike Dykes

*Player



STAN KWAN

ASSISTANT SPECIAL TEAMS

29TH NFL SEASON | 3RD WITH 49ERS

Stan Kwan is in his 29th season in the NFL and third as an assistant special teams coach with the 49ers. He joined San Francisco after four seasons (2013-16) as the assistant special teams coach with the New Orleans Saints.

Working alongside 49ers special teams coordinator Richard Hightower, San Francisco's special teams units flourished in 2018. K Robbie Gould set the 49ers single-season franchise record for field goal percentage (97.1) as he connected on 33 of 34 field goal attempts and finished the season with 126 points. He also set the franchise record for most consecutive field goals made (33) and finished the season connecting on each of his final 23 attempts. Gould was named NFC Special Teams Player of the Month for December and was a two-time recipient of the NFC Special Teams Player of the Week Award (Week 2 & 15). Rookie WR Richie James Jr. was named All-NFC kick returner by the PFWA as he averaged 25.2 yards per kickoff return, which ranked seventh in the NFL. James Jr. also registered the team's first kickoff return for a touchdown (97 yards) since 2011.

In 2017, the 49ers special teams units excelled. Veteran K Robbie Gould had a career year, leading the NFL with a career-high 39 made field goals and finishing third in the NFL with a career-high 145 points. Gould's 39 made field goals are the second-most in a single-season in franchise history (K David Akers - 44 made field goals in 2011) and tied for the third-most in a single-season in NFL history. P Bradley Pinion set a career high with 41.3 net punting average and the punt coverage unit ranked second in the NFL, allowing 4.2 yards per return. The 4.2 opponent punt return average was the eighth-best in the NFL since 2001.

In 2016, Kwan worked with Saints P Thomas Morstead, who ranked fourth in the NFL with a 48.3 punting average. Rookie K Wil Lutz made 28 of his 34 field goal attempts (82.4 percent) and 49 of 50 extra points that season.

New Orleans' punt return unit was led by rookie RB/RS Marcus Murphy in 2015, who returned the first punt for a touchdown by a member of the Saints since 2011, scoring on a 74-yard punt return at Carolina. The units also registered a blocked punt recovered for a touchdown, blocked two kicks, returning one blocked extra point attempt for the first defensive two-point conversion since the NFL implemented 2015 rule changes.

Kwan joined New Orleans after three seasons (2010-12) in the same role with the Buffalo Bills. In 2012, the Bills led the NFL in punt return average (17.1 average), registered two return touchdowns and ranked fourth in kickoff return average (27.0). In 2011, the Bills kickoff coverage units held opponents to 20.4 yards per return, also leading the NFL. The punt return unit finished tied for first in the AFC and third in the NFL with a 12.7 average.



Prior to his time in Buffalo, Kwan spent six seasons with the Detroit Lions (2004-09), his second stint with the team. In those six years, the Lions blocked 16 kicks, the second-most in the NFL over that timespan. Kwan served as Detroit's special teams coordinator from 2008-09. In 2009, the Lions ranked fifth in the NFC in average starting field position (27.0 yard line) and tied for fourth in the NFL with three special teams takeaways. In 2008, the Lions led the NFL with five special teams takeaways and a plus-four turnover margin. That same season, K Jason Hanson kicked a NFL-high eight field goals from 50-or-more yards.

From 2001-03, Kwan worked as a special teams assistant/defensive quality control coach for the Arizona Cardinals. He went to Arizona following his first stint with the Lions from 1997-2000 as an offensive and special teams assistant. He first entered the NFL in 1991 as a coaching assistant with the San Diego Chargers and served as an offensive and special teams assistant with the Chargers from 1991-96.

A native of Phoenix, AZ, Kwan played baseball collegiately at San Diego State University for three years and earned his bachelor's degree in criminal justice. He spent one year at South Mountain Community College (Phoenix, AZ) prior to attending San Diego State where he was the first freshman to be named captain of the baseball team.

Kwan attended Phoenix Camelback High School where he set school career records for batting average, runs scored, stolen bases, on-base percentage and walks. In his junior year, Camelback was the top-ranked team in the state and was ranked 16th in the nation. He earned all-state honors twice as a shortstop and doubled as the school's quarterback, where he set the school single-game passing record (327 yards).



KWAN'S BACKGROUND

YEARS	COACHING BACKGROUND	HEAD COACH
2017-current	Assistant Special Teams, San Francisco 49ers	Kyle Shanahan
2013-16	Assistant Special Teams, New Orleans Saints	Sean Payton
2010-12	Assistant Special Teams, Buffalo Bills	Chan Gailey
2007-09	Assistant Special Teams, Detroit Lions	Jim Schwartz/Rod Marinelli
2006	Assistant Special Teams, Detroit Lions	Rod Marinelli
2004-05	Assistant Special Teams/Offensive Assistant, Detroit Lions	Dick Jauron/Steve Mariucci
2001-03	Assistant Special Teams/Defensive Quality Control, Arizona Cardinals	Dave McGinnis
1997-2000	Assistant Special Teams/Offensive Assistant, Detroit Lions	Gary Moeller/Bobby Ross
1996	Offensive Assistant, San Diego Chargers	Bobby Ross
1993-95	Assistant Special Teams/Offensive Assistant, San Diego Chargers	Bobby Ross
1991-92	Coaching Assistant, San Diego Chargers	Bobby Ross



DeMECO RYANS

INSIDE LINEBACKERS

13TH NFL SEASON (10 PLAYING/3 COACHING) | 3RD WITH 49ERS

DeMeco Ryans is in his third season with the 49ers and second as the team's inside linebackers coach. He served as the team's defensive quality control coach in 2017.

Under Ryans' guidance in 2018, rookie LB Fred Warner started all 16 games and led the team with 123 tackles, while adding one forced fumble, one fumble recovery and six passes defended. His 123 tackles ranked third among all rookies and 12th in the NFL. Warner also became the first rookie since 2000 to begin his career with 10-or-more tackles in four consecutive games, according to Gamebook Statistics. Additionally, Ryans worked with LB Elijah Lee, who set career highs in tackles (67), sacks (1.0), forced fumbles (one) and passes defended (two).

Originally drafted in the second round (33rd overall) by the Houston Texans in the 2006 NFL Draft, Ryans played for Houston (2006-11) and the Philadelphia Eagles (2012-15). He appeared in 140 games (139 starts) and registered 735 tackles, 46 passes defended, 13.5 sacks, 10 fumble recoveries and seven interceptions.

During his 10-year career, Ryans was named AP Defensive Rookie of the Year and PFWA Rookie of the Year in 2006, First-Team All-Pro in 2007 and was selected to the Pro Bowl in 2007 and 2009.



A native of Bessemer, AL, Ryans played linebacker at the University of Alabama (2002-05). As a senior, he was a unanimous All-American selection, SEC Defensive Player of the Year and earned First-Team All-SEC honors in 2005. Ryans also earned defensive MVP honors in the 2006 Cotton Bowl and was selected as the 2005 Lott Trophy recipient for his combination of athletic excellence and off-the-field achievements.

Ryans and his wife, Jamila, have three children: two sons, MJ and Micah, and one daughter, Xia.

RYANS' BACKGROUND

YEARS	COACHING BACKGROUND	HEAD COACH
2018-current	Inside Linebackers, San Francisco 49ers	Kyle Shanahan
2017	Defensive Quality Control, San Francisco 49ers	Kyle Shanahan
2012-15	*Linebacker, Philadelphia Eagles	Chip Kelly/Andy Reid
2006-11	*Linebacker, Houston Texans	Gary Kubiak
2002-05	*Linebacker, University of Alabama	Mike Shula/Dennis Franchione

* Player



BOBBY SLOWIK

OFFENSIVE ASSISTANT

7TH NFL SEASON | 3RD WITH 49ERS

Bobby Slowik is in his seventh year in the NFL and first season as a 49ers offensive assistant. He spent the previous two years (2017-18) as the team's defensive quality control coach. Slowik has also worked with the Washington Redskins as a defensive assistant (2011-13) and video assistant (2010).

With Washington, Slowik worked closely with OLBs Rob Jackson and Ryan Kerrigan. Jackson started 14 games in 2012 after replacing OLB Brian Orakpo who suffered a season-ending injury. That season, Jackson registered career highs in tackles (35), sacks (4.5) and interceptions (four). That same season, Kerrigan earned his first career Pro Bowl selection after finishing with a then career-high 8.5 sacks and also picked up his second career interception return for a touchdown.

Slowik assisted the Redskins defense in 2011 that allowed 339.8 yards per game, ranking fifth in the NFC. Washington also ranked fourth in the NFC, giving up 221.1 passing yards per game.

He first entered the NFL as a video assistant with Washington in 2010 and was responsible for the breakdown of upcoming opponents. He helped the video department's operations, which included assisting the coaching and scouting staff.



A native of Green Bay, WI, Slowik attended Michigan Tech University, where he played wide receiver for the Huskies and earned All-GLIAC honors in 2008. The son of former NFL defensive coordinator, Bob Slowik, he majored in biomedical engineering at MTU.

SLOWIK'S BACKGROUND

YEARS	COACHING BACKGROUND	HEAD COACH
2019-current	Offensive Assistant, San Francisco 49ers	Kyle Shanahan
2017-18	Defensive Quality Control, San Francisco 49ers	Kyle Shanahan
2011-13	Defensive Assistant, Washington Redskins	Mike Shanahan
2010	Video Assistant, Washington Redskins	Mike Shanahan
2005-09	*Wide Receiver, Michigan Tech University	Tom Kearly

* Player



KATIE SOWERS

OFFENSIVE ASSISTANT

4TH NFL SEASON | 3RD WITH 49ERS

Katie Sowers is in her fourth season in the NFL and second as an offensive assistant with the 49ers. She previously spent the 2017 season with the team as a seasonal offensive assistant. Sowers originally joined San Francisco in June of 2017 as part of the 49ers 2017 Bill Walsh Minority Fellowship, where she worked with the team's wide receivers.

In 2016, Sowers spent the offseason/training camp in the same capacity with the Atlanta Falcons. With the Falcons, she worked closely with Atlanta assistant head coach/wide receivers coach Raheem Morris in organizing, conducting and concluding practice drills. Following her time on the field as a coach, she spent nine months as a scouting intern with the Falcons.

Sowers joined Atlanta after spending five years (2012-16) as the athletic director of the City of Kansas City. A former member of the 2013 United States Women's National Football Team and a player herself in the WFA (women's football alliance) for eight years, Sowers earned her master's degree in kinesiology with an emphasis in pedagogy from the University of Central Missouri in 2012.



SOWERS' BACKGROUND

YEARS	COACHING BACKGROUND	HEAD COACH
2018-current	Offensive Assistant, San Francisco 49ers	Kyle Shanahan
2017	Seasonal Offensive Assistant, San Francisco 49ers	Kyle Shanahan
2016	Coaching/Scouting Intern, Atlanta Falcons	Dan Quinn
2016	Assistant Coach, East-West Shrine Game	Charlie Weis
2015	General Manager, Kansas City Titans (WFA)	Leonard Bullock
2014	Offensive Coordinator, Kansas City Titans (WFA)	Leonard Bullock
2013-16	*Wide Receiver/Quarterback/Defensive Back, Kansas City Titans (WFA)	Leonard Bullock
2013	*Defensive Back, United States Women's National Football Team	John Konecki
2010-12	*Wide Receiver/Defensive Back, Kansas City Tribe (WFA)	Ed Williams
2009-10	*Wide Receiver/Linebacker, West Michigan Mayhem (WFA)	Matt Koch

* Player



ROBERT TURNER JR.

RUNNING BACKS

24TH NFL SEASON | 3RD WITH 49ERS

Robert Turner Jr. is in his third season as the 49ers running backs coach after spending the previous two seasons (2015-16) in the same capacity with the Atlanta Falcons. A veteran of 24 NFL seasons, Turner is responsible for overseeing three of the top nine rookie rushing seasons in the NFL since 1970 [Alfred Morris - 1,613 rushing yards in 2012 (fourth); Clinton Portis - 1,508 rushing yards in 2002 (seventh); Mike Anderson - 1,500 rushing yards in 2000 (eighth)].

Last season, the 49ers rushed for 1,902 yards and seven touchdowns on 423 carries. The team's 118.9 rushing yards per game ranked 13th in the NFL and seventh in the NFC in 2018. RB Matt Breida led the team with 153 carries for 814 yards (5.3 average) and three touchdowns. His 5.3 average ranked fourth in the NFL in 2018 and was the highest rushing average by a 49ers running back (minimum 100 carries) since 2006 (RB Frank Gore - 5.4 average). Additionally, FB Kyle Juszczyk earned Pro Bowl honors for the third consecutive season.

In 2017, the 49ers rushed for 1,662 yards and 15 touchdowns on 408 carries. San Francisco ranked tied for seventh in the NFL in both rushing touchdowns (15) and carries of 10-or-more yards (53). FB Kyle Juszczyk was named to the Pro Bowl for the second consecutive season and first time as a member of the 49ers and rookie RB Matt Breida averaged 4.43 yards per carry, ranking 10th in the NFL (minimum 100 carries).

In 2016, the Falcons ranked fifth in the league in rushing yards per game (120.5) and tied for third in the NFL with 20 rushing touchdowns. RB Devonta Freeman registered 1,079 rushing yards and 13 total touchdowns, the fifth most among running backs, to earn his second consecutive Pro Bowl selection. Freeman also ranked fifth among running backs with 54 receptions for 462 yards. Part of a two-pronged attack, RB Tevin Coleman registered 520 rushing yards, 421 receiving yards and 11 total touchdowns on the year.

In 2015, Freeman earned his first All-Pro and Pro Bowl selections as he was one of seven players to eclipse the 1,000 rushing yard mark (1,056) and tied for the NFL lead with 11 rushing touchdowns. Freeman's 1,634 total yards from scrimmage ranked fifth among all players during the 2015 season.

Prior to Atlanta, Turner spent five years (2010-14) as assistant head coach and running backs coach for the Washington Redskins. In 2014, RB Alfred Morris registered his third consecutive 1,000-yard season (1,074 yards) under Turner with eight touchdowns en route to be named to the Pro Bowl for the second straight year.

In 2013, Washington ranked fifth in the NFL with 135.3 rushing yards per game and finished with 61 rushes of 10-or-more yards, the fourth most in the league. Morris finished the year ranked fourth in the NFL with 1,275 rushing yards to earn his first career Pro Bowl berth.



In 2012, Washington set a franchise record with 2,709 rushing yards, led the NFL 169.3 rushing yards per game and ranked second in yards per carry (5.22) and rushing touchdowns (22). Turner helped Morris set a franchise record with 1,613 rushing yards, as a rookie. Morris' 1,613 rushing yards were the fourth most by rookie in NFL history (Eric Dickerson - 1,808 yards in 1983; George Roberts - 1,674 yards in 1981; Ezekiel Elliot - 1,631 yards in 2016).

In 2011, Turner oversaw the development of rookie RBs Roy Helu and Evan Royster. Helu finished the year as the team's leading rusher with 640 yards, the second-highest yardage total among rookies that season. In Weeks 12-14, Helu became the first rookie running back in Washington history to post three consecutive 100-yard games. In weeks 16 and 17, Royster rushed for more than 100 yards in each game, making Helu and Royster the first rookie running back tandem in NFL history to each post consecutive 100-yard rushing games in a season.

During his first season in Washington, Turner helped develop RB Ryan Torain into a feature back as he posted career highs in attempts (164), rushing yards (742) and touchdowns (four). Under Turner, Torain ran for 172 yards against Tampa Bay in Week 14, the 10th-highest total in Redskins history.

Turner came to Washington after spending the previous 15 seasons (1995-2009) as the running backs coach of the Denver Broncos, where he was part of teams that earned two Super Bowl championships (Super Bowl XXXII and Super Bowl XXXIII), three AFC West titles (1996, 1998, 2005) and seven playoff berths (1996-98, 2000, 2003-05).

Turner worked with 2017 NFL Hall of Fame inductee RB Terrell Davis, who was named AP Most Valuable Player (1998) and AP Offensive Player of the Year (1996, 1998) while helping lead the Broncos to back-to-back Super Bowl titles. During his 7-year (1995-2001) NFL career, all under Turner's tutelage, Davis rushed for 7,607 yards and 60 touchdowns, while delivering 1,140 rushing yards and 12 touchdowns in only eight playoff games.



Davis' 97.5 rushing yards per game in the regular season is the third-highest total in league history among running backs who recorded rushing attempts in at least 75 games, while his 142.5 rushing yards per game in the postseason is the highest average in league history for running backs who had registered rushing attempts in at least five playoff games.

During his 15 seasons in Denver, the Broncos produced the most rushing yards (32,829) and the most total yards (86,523) in the NFL. Over that span, six different running backs rushed for at least 1,000 yards in a single season, including Davis (four times), Tatum Bell, Reuben Droughns, Clinton Portis (twice), Mike Anderson (twice) and Olandis Gary.

Turner helped the Broncos record 11 individual 1,000-yard rushing seasons during his tenure, a total that includes a four-year streak of having a different 1,000-yard rusher each year (2003-06). Under Turner, the Broncos ranked among the NFL's top five in rushing during 10 of his 15 seasons, with 16 different running backs posting at least one 100-yard rushing game in the regular season or playoffs.

Before his arrival in Denver, Turner was assistant head coach, offensive coordinator and running backs coach for four seasons (1991-94) at Purdue. During his tenure, the Boilermakers running game and entire offense improved each season, going from 106th in the nation in 1990 to 12th in 1994, a season in which the team rushed for a school record 36 rushing touchdowns. That year, Turner guided All-Big Ten second-team selection Mike Alstott (1,188 yards and 14 TDs), the school's first 1,000-yard rusher since 1976. In 1991, Turner coached the Big Ten Freshman of the Year RB Corey Rogers.

Prior to Purdue, Turner served as the running backs coach for two seasons (1989-90) at Ohio State University, during which time the Buckeyes went to two bowl games and had one of the most prolific running games in the Big Ten.

Turner's 1990 backfield was highlighted by Big Ten and National Freshman of the Year Robert Smith, who finished the season with 1,126 yards and eight touchdowns. In 1989, the Buckeyes led the Big Ten in rushing yards per game (241.0), total offense (418.1 yards per game) and scoring (29.5).

Before his stint at Ohio State, Turner coached the running backs at Fresno State (1983-88) and at his alma mater, Indiana State (1975-82). At Fresno State, he coached future pros RB Lavale Thomas (Packers), RB Anthony Mosley (Bears) and RB Aaron Craver (Dolphins, Broncos, Chargers, Saints).

Turner began his collegiate coaching career at Indiana State, where he spent eight years (1975-82) on staff. He began as running backs and quarterbacks coach while also working as the team's strength and conditioning coordinator in 1975. In 1976, Turner became defensive backs coach in addition to strength and conditioning coordinator for two seasons before working as the team's running backs coach and special teams coordinator for four years (1978-81). During his final year at Indiana State in 1982, he coached defensive backs and served as special teams coordinator.

During his tenure on Indiana State's coaching staff, Turner recruited and coached two All-American defensive backs in Wayne Davis (1984) and Vencie Glenn (1985), both of whom went on to be second round draft picks. He also helped ISU running back Vincent Allen post a 1,000-yard rushing season (1,022) in 1975.

Turner began his coaching career at Haworth (Kokomo, IN) High School as an assistant with the football and basketball teams from 1972-74.

A native of East Chicago, IN, Turner was an all-conference defensive back at Indiana State, where he played both football and basketball. Turner ranks tied for second in school history with 16 career interceptions, a total which includes nine in 1969, which is tied for second most in a single season in team history. He earned his bachelor's degree from Indiana State in health and physical education in 1972 before receiving his master's degree from the school in education/administration in 1976.

Turner attended East Chicago Washington High School, where he played four sports (football, basketball, baseball and track). In 1993 he was inducted into the Indiana High School Basketball Hall of Fame Silver Anniversary Team and was selected to the East Chicago Sports Hall of Fame in 1999.

Turner and his wife, Kimberly, have three daughters: Nacole, Krishna and Kiaana.

TURNER JR.'S BACKGROUND

YEARS	COACHING BACKGROUND	HEAD COACH
2017-current	Running Backs, San Francisco 49ers	Kyle Shanahan
2015-16	Running Backs, Atlanta Falcons	Dan Quinn
2010-13	Assistant Head Coach/Running Backs, Washington Redskins	Mike Shanahan
1995-2009	Running Backs, Denver Broncos	Josh McDaniels/Mike Shanahan
1991-94	Assistant Head Coach/Offensive Coordinator/Running Backs, Purdue University	Jim Colletto
1989-90	Running Backs, Ohio State University	John Cooper
1983-88	Running Backs, Fresno State	Jim Sweeney
1982	Defensive Backs/Special Teams Coordinator, Indiana State University	Dennis Raetz
1979-81	Running Backs/Special Teams Coordinator, Indiana State University	Dennis Raetz/Dick Jamieson
1978	Running Backs, Indiana State University	Dick Jamieson
1976-77	Defensive Backs/Strength & Conditioning Coordinator, Indiana State University	Tom Harp
1975	Running Backs/Quarterbacks/Strength & Conditioning Coordinator, Indiana State University	Tom Harp
1972-74	Assistant Coach, Haworth (Kokomo, IN) High School	John Bingaman
1968-71	*Defensive Back, Indiana State	Jerry Huntsman

* Player



WES WELKER

WIDE RECEIVERS

15TH NFL SEASON (12 PLAYING/3 COACHING) | 1ST WITH 49ERS

Wes Welker is in his first season as the 49ers wide receivers coach. He joined San Francisco after spending the previous two years (2017-18) with the Houston Texans as the team's offensive/special teams assistant.

The 2018 Texans finished the season with the fifth-most punt return yards (327) in the NFL and ranked tied for seventh after averaging 24.4 yards per kick return. WR DeAndre Hopkins registered career highs in receptions (115) and receiving yards (1,572) to go along with 11 touchdown receptions. He receiving yardage total ranked second in the NFL as he also averaged 98.3 receiving yards per game. Rookie WR Keke Coutee added 28 receptions for 287 yards (10.3 average) and one touchdown in six games played.

In his first season on the Texans staff in 2017, Hopkins was named Associated Press First-Team All-Pro for the first time in his career after finishing with 96 receptions for 1,378 yards and a franchise-record 13 touchdowns, making him one of 14 players in NFL history, at that time, to post those numbers in a season and the third-youngest ever to do so. Hopkins finished the season ranked sixth in the NFL in receptions (96), fourth in receiving yards (1,378), first in receiving touchdowns (13), fourth in receiving first downs (69), first in receptions of 25-or-more yards (17) and third in 100-yard receiving games (five).

In 2017, Hopkins (13 receiving touchdowns) and WR Will Fuller V (seven) combined for 20 receiving touchdowns, which was the most by any pair of teammates in the NFL on the season and the most by any pair of teammates in franchise history. The Texans had two receivers with seven-or-more touchdown receptions in a season one other time in franchise history (2008). Fuller V registered 28 receptions for 423 yards (15.1 average) and a single-season career-high seven touchdowns in 10 games. He scored a touchdown on seven of his first 11 receptions of the season.

The Texans scored 30-or-more points six times in 2017, which tied the franchise record for the most games with 30-or-more points in a season (2012). Houston also threw for the third-most passing touchdowns in a single season in franchise history (28) and the most completions of 25-or-more yards in a single season in franchise history (38).

Welker played 12 seasons in the NFL with the San Diego Chargers (2004), Miami Dolphins (2004-06), New England Patriots (2007-12), Denver Broncos (2013-14) and St. Louis Rams (2015). He appeared in 175 games (102 starts) and registered 903 receptions for 9,924 yards and 50 touchdowns. On special teams, he returned 183 kickoffs for 4,138 yards (22.6 average) and one touchdown along with 264 punts for 2,584 yards. He also saw action in 13 postseason contests (11 starts) and added 88 receptions for 866 yards and five touchdowns.



One of the most decorated undrafted players of all time, Welker was a four-time AP All-Pro [First-Team (2009 & 2011) & Second-Team (2007-08)] honoree, selected to the Pro Bowl five times (2009-13) and led the NFL in receptions three times (2007, 2009 & 2011). He also holds the record for most receptions by an undrafted wide receiver in NFL history (903) to go along with 9,924 career receiving yards and 50 career receiving touchdowns. Welker appeared in three Super Bowls (XLII, XLVI & XLVIII) throughout his career and registered 26 receptions for 247 yards.

Welker was selected to the Pro Bowl or All-Pro Team in every season with the Patriots. He holds numerous franchise records for New England, including the five highest single-season reception totals in Patriots history (2007-09 & 2011-12) and the franchise record for receiving yards in a season (1,569 in 2011). Additionally, he holds the franchise records for most receptions in a single game (16), most receiving yards in a single game (217), longest reception (99 yards) and most career receptions (672). Welker was the first player in NFL history to put together five seasons with 100-or-more receptions and is still the only player in NFL history with five years with 110-or-more receptions.

From 2004-06, Welker put up the second most all-purpose yards (6,216) in NFL history in a player's first three seasons, trailing only Gale Sayers, and still holds the Dolphins all-time records for total kickoff returns (166), kickoff return yardage (3,756) and total punt returns (127). Welker spent the 2013 and 2014 seasons with the Broncos, where he participated in his third Super Bowl, and then played eight games for the Rams in 2015 before retiring from the NFL.

Welker attended Texas Tech University where he registered 259 receptions for 3,019 yards and 21 touchdowns to go along with 79 rushes for 456 yards and two touchdowns. As a punt returner, he scored eight touchdowns in his college career, which was tied for the NCAA record. In 2003, Welker won the Mosi Tatupu Award, given annually to the best special teams player in college football, and was named to the Sports Illustrated All-Decade Team as a punt returner. Welker and his wife, Anna, have two children: son, Carter, and daughter, Caroline.



WELKER'S BACKGROUND

<u>YEARS</u>	<u>COACHING BACKGROUND</u>	<u>HEAD COACH</u>
2019-current	Wide Receivers, San Francisco 49ers	Kyle Shanahan
2017-18	Offensive/Special Teams Assistant, Houston Texans	Bill O'Brien
2015	*Wide Receiver, St. Louis Rams	Jeff Fisher
2013-14	*Wide Receiver, Denver Broncos	John Fox
2007-12	*Wide Receiver, New England Patriots	Bill Belichick
2004-06	*Wide Receiver, Miami Dolphins	Nick Saban/Jim Bates/Dave Wannstedt
2004	*Wide Receiver, San Diego Chargers	Marty Schottenheimer
2000-03	*Wide Receiver, Texas Tech University	Mike Leach

*Player



ZACH YENSER

ASSISTANT OFFENSIVE LINE

1ST NFL SEASON | 1ST WITH 49ERS

Zach Yenser is in his first season as the 49ers assistant offensive line coach. He joined San Francisco after spending three of the previous four seasons (2015-17) as the run game coordinator/offensive line coach at the University of Kansas. Yenser spent the 2018 season as an offensive quality control coach at Southern Methodist University.

In 2017 at the University of Kansas, the Jayhawks averaged 102.6 rushing yards per game and finished with 11 touchdowns on the ground under Yenser's leadership. In 2016, his second season at KU, his unit paved the way for an average of 119.1 rushing yards per game and 11 touchdowns while RB Ke'aun Kinner rushed for 738 yards and three touchdowns on 140 carries (5.3 average). Kansas finished the 2015 season averaging 112.9 rushing yards per game and finished with 10 rushing touchdowns.

Prior to his time at Kansas, Yenser spent two seasons (2013-14) as the offensive line coach at the University of California. In 2014, the Bears registered single-season records for passing yards (4,152), passing touchdowns (37), average total yards per game (495.2) and passing first downs (188). Yenser developed sophomore OL Chris Borrayo into Honorable Mention All-Pac-12 honors.

In 2013, Cal's offense finished the regular season ranked third in the Pac-12, averaging 331.4 yards per game. The 5,443 yards of total offense by the Bears was the third-highest in school history and its 453.6 average yards per game ranked fourth all-time. Over the team's final five games of the season, the Bears averaged 37.8 more rushing yards per game than it had the first seven games.

Before arriving at Cal, Yenser spent three seasons at Louisiana Tech University, first as a graduate assistant working with the offensive line (2010-11), followed by one season (2012) as the team's assistant offensive line coach. In 2012, Louisiana Tech finished with a 9-3 record and led the NCAA in both points per game (51.5) and total offense (577.9 yards per game) in addition to ranking third in passing yards per game (350.8). Yenser helped three players earn First-Team All-WAC honors during his three seasons at Louisiana Tech, with OL Stephen Warner earning the recognition twice (2011-12) and OL Kris Cavitt (2011) and OL Jordan Mills (2012) each being named First-Team once. OL Oscar Johnson and OL Kevin Sia added Second-Team All-WAC honors in 2012.



In 2009, Yenser was an assistant coach at Colquitt County (Norman Park, GA) High School, where he helped guide the Packers to an 11-3 record and an appearance in the Georgia 5-A state semifinals. The year prior, he was as an offensive line coach at Henderson State University.

Yenser began his coaching career as a graduate assistant at Troy University in 2007, working with the offensive line and special teams. He helped the Trojans earn a share of the Sun Belt Conference title with an 8-4 record. The Trojans led the Sun Belt in both points per game (34.0) and yards per game (452.8).

A native of Fort Mitchell, KY, Yenser was a four-year starter as an offensive lineman at Troy (2003-06). He appeared in 42 consecutive games during his career as he helped the Trojans win the Sun Belt Conference and the New Orleans Bowl as a senior in 2006 when he was a team captain and First-Team All-Sun Belt selection. He graduated from the school with a bachelor's degree in communication and fine arts in 2007 and later earned his master's degree in science with a concentration in sports performance from Louisiana Tech in 2012. He and his wife, Beth, have two sons: Graham and Max.



YENSER'S BACKGROUND

<u>YEARS</u>	<u>COACHING BACKGROUND</u>	<u>HEAD COACH</u>
2019-current	Assistant Offensive Line, San Francisco 49ers	Kyle Shanahan
2018	Offensive Quality Control, Southern Methodist University	Sonny Dykes
2015-17	Offensive Line/Run Game Coordinator, University of Kansas	David Beaty
2013-14	Offensive Line, University of California	Sonny Dykes
2012	Assistant Offensive Line, Louisiana Tech University	Sonny Dykes
2010-11	Graduate Assistant, Louisiana Tech University	Sonny Dykes
2009	Assistant Coach, Colquitt County (Norman Park, GA) High School	Rush Propst
2008	Offensive Line, Henderson State University	Scott Maxfield
2007	Graduate Assistant, Troy University	Larry Blakeney
2003-06	*Center, Troy University	Larry Blakeney
2002	*Center, East Tennessee State University	Paul Hamilton

*Player



NICK KRAY

ADMINISTRATIVE ASSISTANT TO THE HEAD COACH

3RD NFL SEASON | 3RD WITH 49ERS

Nick Kray is in his third season with the 49ers as the team's administrative assistant to the head coach.

Kray joined San Francisco after serving as the assistant director of football operations at North Carolina State University for two seasons (2015-16). Prior to his time at NC State, Kray was director of football operations and player development at Ball State University in 2014.

Kray has also spent time as director of football operations at Yale University (2012-13), as an offensive and special teams assistant at Villanova (2010-11) and as the defensive ends and defensive quality control coach at Eastern Illinois (2008-09).

A native of Glendale Heights, IL, Kray played collegiately as a defensive lineman at Eastern Illinois University where he was a member of two Ohio Valley Conference championship squads and three Football Championship Subdivision playoff teams while serving as a team captain in 2006 and 2007.



PATRICK HAGEDORN

ASSISTANT TO THE COACHING STAFF

3RD NFL SEASON | 3RD WITH 49ERS

Patrick Hagedorn is in his third season with the 49ers as the team's assistant to the coaching staff.

Hagedorn joined San Francisco after serving as the director of football operations at Elon University for two seasons (2015-16). Prior to his time at Elon, he was the graduate assistant for operations and recruiting at Ball State University.

Hagedorn also worked as an undergraduate student football manager while attending Ball State (2012-2013).

A native of Tell City, IN, Hagedorn graduated from Ball State with a degree in sport administration.



SAN FRANCISCO 49ERS PRONUNCIATION GUIDE

PLAYERS	PRONUNCIATION	PLAYERS	PRONUNCIATION	COACHES	PRONUNCIATION
Kwon Alexander	KWAUGHN	Tarvarius Moore	tarr-VEAR-ee-us	Brian Fleury	FLURRY
Azeez Al-Shaair	uh-ZEEZ, all-SHY-urr	Raheem Mostert	MOZE-tert	Kris Kocurek	KO-SIR-ick
C.J. Beathard	BETH-urd	Mark Nzeocha	neh-ZAH-chuh	Robert Saleh	SAH-luh
Kendrick Bourne	BORN	Justin Skule	SKOOL		
Matt Breida	BREE-duh	Joe Staley	STAY-lee		
DeForest Buckner	duh-FORE-ist	Kentavious Street	ken-TAY-vee-us		
Garrett Celek	SELL-ick	Jaquiski Tarta	juh-KWAH-skee		
Tevin Coleman	TEV-en	Levine Toilolo	luh-VEEN, toy-LOW-low		
Robbie Gould	GOLD	K'Waun Williams	KAY-wahn		
Jalen Hurd	JAY-len	Mitch Wishnowsky	wish-NOW-ski		
Kyle Juszczyk	YOOZ-check	Ahkello Witherspoon	uh-KELL-oh		



ALL-TIME COACHES

ALBERT, Frank C., (Frankie) – (Stanford)

Head Coach – 1956–58

Assistant/Backfield Tutor – 1955

ALSMAN, Ed – (Washington)

Special Teams – 1976–77

ANDERSON, Roy – (Howard)

Assistant Defensive Backs – 2016

ATKINS, Bill – (Auburn)

Defensive Secondary – 1976

ATTAWAY, Jerry – (Sacramento State)

Physical Development Coordinator – 1983–2004

AUSTIN, Miles – (Monmouth)

Offensive Quality Control – 2019–Current

AZZINARO, Jerry – (American International)

Defensive Line – 2016

BANASZEK, Cas – (Northwestern)

Assistant Offensive Line – 1981

BARNES, Michael – (New York–Cortland)

Strength Development – 1994–2000

BARRY, Joe – (Southern California)

Defensive Quality Control – 2000

BATTA, Tom – (Kent State)

Tight Ends – 1999–2002

BEAKE, Chris – (Air Force)

Offensive Assistant – 2010

Offensive Assistant – 2003

Defensive Assistant – 2000–02

Defensive Quality Control – 1999

BEARD, Ed – (Tennessee)

Linebackers – 1974–77

Special Teams/Asst. Linebackers – 1973

BENGSTON, Phil – (Minnesota)

Defensive Coach – 1951–58

BENTON, John – (Colorado State)

Offensive Line – 2017–Current

BIBLE, Dana – (Cincinnati)

Senior Analyst – 2016

BICKNELL, Bob – (Boston College)

Wide Receivers – 2016

BOARD, Dwaine – (North Carolina A&T)

Defensive Line – 1994–2002

Defensive Line Asst. – 1990–93

BOLDIN, D.J. – (Wake Forest)

Offensive Assistant – 2014–15

BOWDEN, Joe – (Oklahoma)

Inside Linebackers – 2016

BROOKS, Rich – (Oregon State)

Special Teams/Defensive Backs – 1974–75

BROWN, Greg – (UTEP)

Defensive Backs – 1999

BROWN, Ray – (Arkansas State)

Assistant Offensive Line – 2010

BROWN, Scott – (Adams State)

Defensive Line – 2015

BULLOCKS, Daniel – (Nebraska)

Assistant Defensive Backs – 2017–2018

Safeties – 2019–Current

CARLISLE, Duane – (Maryland)

Strength & Conditioning – 2008–10

Asst. Strength & Conditioning – 2005–07

CARR, Jimmy – (Morris Harvey)

Defensive Backs – 1978

CARROLL, Pete – (Pacific)

Defensive Coordinator – 1995–96

CAVANAUGH, Matt – (Pittsburgh)

Quarterbacks – 1996

CHRISTIAN, Jamie – (Central Washington)

Defensive Quality Control – 2003–04

CHRISTIANSEN, Jack – (Colorado State)

Head Coach – 1963–67

Defensive Backs – 1959–63

CHRISTIANSON, Michael – (Western Oregon)

Offensive Ast./Coord. Football Technology – 2012

Coord. Football Information/Quality Control – 2011

CHRISTOFF, A. J. – (Idaho)

Secondary – 2005

CHRYST, GEEP – (Princeton)

Offensive Coordinator – 2015

Quarterbacks – 2011–14

CIGNETTI, Frank – (Indiana University (PA))

Quarterbacks – 2007

CLARK, Monte – (Southern California)

Head Coach – 1976

CLAY, Michael – (Oregon)

Assistant Special Teams – 2018–Current

Assistant Strength & Conditioning – 2017

Assistant Special Teams – 2016

COLCHICO, Dan – (San Jose State)

Assistant Coach – 1967

COSLET, Bruce – (Pacific)

Tight Ends – 1980

COZZETTO, Dan – (Idaho)

Tight Ends – 2004

CURRY, Ronald – (North Carolina)

Wide Receivers – 2015

Offensive Assistant – 2013–14

DAHLEN, Neal – (San Jose State)

Coaching Administrator – 1979–95

DAVID, Jim – (Colorado State)

Defensive Backs – 1964–66

DAVIS, Billy – (Cincinnati)

Defensive Coordinator – 2005–06

DAVIS, Reggie – (Washington)

Offensive Line – 2014

Tight Ends – 2011–13

DAY, Ryan – (New Hampshire)

Quarterbacks – 2016

DAY, Shane – (Kansas State)

Quality Control – 2007–09

Quarterbacks – 2019–Current

DEHAVEN, Bruce – (Southwestern College)

Special Teams – 2000–02

DONATELL, Ed – (Glenville State)

Secondary – 2011–14

DREVNO, Tim – (Cal State Fullerton)

Offensive Line – 2011–13

DUNCAN, Mark – (Denver)

Defensive Backs – 1955–62

EMANUEL, Gary – (Plymouth State)

Defensive Line – 2005–06

EMBREE, Jon – (Colorado)

Assistant Head Coach/Tight Ends – 2017–Current

EMBREE, Taylor – (UCLA)

Offensive Quality Control – 2017–Current

ENGRAM, Bobby – (Penn State)

Offensive Assistant – 2011

ENRIGHT, Dick – (Southern California)

Offensive Line – 1976

ERBER, Lew – (Montana State)

Blocking/Kicking – 1975

ERDELATZ, Eddie – (St. Mary's)

Assistant – 1948–49

ERICKSON, Dennis – (Montana State)

Head Coach – 2003–04

EVEREST, Al – (Southern Methodist)

Special Teams Coordinator – 2007–09

EVERO, Ejiro – (UC–Davis)

Defensive Assistant – 2014–15

Offensive Assistant – 2012–13

Quality Control – 2011

FANGIO, Vic – (East Stroudsburg)

Defensive Coordinator – 2011–14

FIPP, Dave – (Arizona)

Assistant Special Teams – 2008–10

FISHER, Jeff – (Southern California)

Defensive Backs – 1992–93

FLAHERTY, Pat – (East Stroudsburg)

Offensive Line – 2016

FLEURY, Brian – (Towson)

Defensive Quality Control – 2019–Current

FLOWERS, Richmond – (Duke)

Offensive Assistant – 2014

FOERSTER, Chris – (Colorado State)

Offensive Line – 2015

Offensive Line – 2008–09

FRANKLIN, Aubrayo – (Tennessee)

Defensive Assistant – 2015

FRANKLIN, Chet – (Utah)

Defensive Backs – 1974

Special Teams – 1971–73

GANSZ, Frank – (Navy)

Special Teams – 1978

GASE, Adam – (Michigan State)

Offensive Assistant – 2008

GERHART, Doug – (Occidental)

Quarterbacks/Running Backs – 1977

Quarterbacks/Receivers – 1976

GIDDINGS, Mike – (California)

Linebackers – 1968–73

GREEN, Dennis – (Iowa)

Receivers – 1986–88

Receivers/Special Teams – 1979

GRUDEN, Jon – (Dayton)

Offensive Quality Control – 1990

HACKETT, Paul – (UC Davis)

Quarterbacks/Receivers – 1983–85

HAFLEY, Jeff – (Siena)

Defensive Backs – 2016–18

HAMILTON, Pep – (Howard)

Offensive Assistant/Quarterbacks coach – 2006

HANSEN, Peter – (Arizona)

Defensive Assistant/Outside Linebackers – 2013

Defensive Assistant/Quality Control – 2011–12

HARBAUGH, Jim – (Michigan)

Head Coach – 2011–14

HARRIS, Al – (Arizona State)

Pass Rush Specialist – 2009–10

HARRIS, Bishop – (North Carolina College)

Running Backs – 2005–07

HART, Tommy – (Morris Brown)

Defensive Assistant – 1983–1991

HECKER, Norb – (Baldwin–Wallace)

Linebackers – 1980–86

Defensive Backs – 1979

HEINRICH, Don – (Washington)

Quarterbacks/Receivers – 1974–75

Defensive Secondary – 1971–73

HENRY, Adam – (McNeese State)

Wide Receivers – 2015

HICKEY, W., Howard “Red” – (Arkansas)

Head Coach – 1959–63

Offensive Backs/Ends – 1955–58

HIGHTOWER, Richard – (Texas)

Special Teams Coordinator – 2017–Current

Assistant Special Teams – 2015



ALL-TIME COACHES

HILL, Jaime – (San Francisco State)

Defensive Quality Control – 1997–98

HOENER, Pete – (Bradley)

Tight Ends – 2005–10

HOLLAND, Johnny – (Texas A&M)

Run Game Specialist/Outside Linebackers – 2018–Current
Linebackers – 2017

HOLLWAY, Bob – (Michigan)

Defensive Line – 1975

HOLMGREN, Mike – (Southern California)

Offensive Coordinator/Quarterbacks – 1989–91

Quarterbacks – 1986–88

HOLMOE, Tom – (Brigham Young)

Defensive Backs – 1994–95

HOLOVAK, Mike – (Boston College)

Offensive Backfield – 1969

HOSTLER, Jim – (Indiana, PA)

Quarterbacks – 2005–06

Offensive Coordinator – 2007

HUGHES, Ed – (Tulsa)

Chief of Offense/Backs – 1968–70

JACKSON, Carl – (Prairie View A&M)

Running Backs – 1992–96

JACKSON, Greg – (Louisiana State)

Assistant Secondary – 2011–14

JACKSON, Milt – (Tulsa)

Special Teams/Wide Receivers – 1980–82

JOHNSON, Bill – (Tyler JC)

Chief of Offense – 1955–67

JOHNSON, Brian – (Louisiana State)

Strength & Conditioning Assistant – 2015–16

JOHNSON, Marquis – (Prairie View A&M)

Assistant Strength & Conditioning – 2017–18

JOHNSON, Mike – (Akron)

Offensive Coordinator – 2010

Quarterbacks – 2009–10

JOHNSON, Taylor – (UC–Davis)

Strength & Conditioning Assistant – 2015–16

JONES, Terrell – (San Jose State)

Strength Development Coordinator – 2000–04

JOSEPH, Vance – (Colorado)

Secondary Assistant – 2005–10

KELLY, Chip – (New Hampshire)

Head Coach – 2016

KIFFIN, Chris – (Colorado State)

Pass Rush Specialist – 2018–Current

KIRKSEY, Larry – (Eastern Kentucky)

Receivers – 1994–99

KNAPP, Greg – (Sacramento State)

Offensive Coordinator – 2001–03

Quarterbacks – 1998–2000

Offensive Quality Control – 1995–97

KOCUREK, Kris – (Texas Tech)

Defensive Line – 2019–Current

KUBIAK, Gary – (Texas A&M)

Quarterbacks – 1994

KWAN, Stan – (San Diego State)

Assistant Special Teams – 2017–Current

LaFLEUR, Mike – (Elmhurst)

Passing Game Coordinator – 2019–Current

Wide Receivers/Passing Game Coordinator – 2018

Wide Receivers/Passing Game Specialist – 2017

LAPPANO, Tim – (Idaho)

Running Backs – 2003–04

LAVAN, Al – (Colorado State)

Running Backs – 1989–90

LAWSON, Jim – (Stanford)

Assistant – 1946–54

LEAVITT, Jim – (Missouri)

Linebackers – 2011–14

LEGGETT, Earl – (Louisiana State)

Defensive Line – 1978

LEWIS, Sherman – (Michigan State)

Receivers – 1989–91

Running Backs – 1983–88

LEWIS, Tim – (Pittsburgh)

Secondary – 2015

LITTLE, Steve – (Iowa State)

Physical Development Asst. – 1993

LOGAN, Steve – (Tulsa)

Quarterbacks – 2015

LOMBARDI, Mick – (Fordham)

Offensive Quality Control – 2016

Defensive Assistant – 2015

Offensive Assistant – 2014

LOWRY, Alan – (Texas)

Special Teams – 1992–95

LUKABU, Tem – (Colgate)

Defensive Quality Control – 2016–17

LYNN, Johnnie – (UCLA)

Special Asst. to Head Coach/Secondary – 2009–10

Secondary – 2006–08

Defensive Backs – 1996

LYNN, Ron – (Mount Union)

Secondary – 2004

MAC DUFF, Larry – (Oklahoma)

Special Teams Coordinator – 2003–06

MANGINI, Eric – (Wesleyan)

Defensive Coordinator – 2015

Tight Ends – 2014

Senior Offensive Consultant – 2013

MANUSKY, Greg (Colgate)

Defensive Coordinator – 2007–10

MARIUCCI, Steve – (Northern Michigan)

Head Coach – 1997–02

MARSHALL, John – (Washington State)

Defensive Coordinator – 1997–98

Linebackers – 1994–96

Defensive Line – 1989–93

MARTZ, Mike – (Fresno State)

Offensive Coordinator – 2008

MATTHEWS, Billie – (Southern)

Running Backs – 1979–82

MAXIE, Brett – (Texas Southern)

Secondary – 2002–03

Assistant Secondary – 2000–01

Defensive Assistant – 1999

McADOO, Ben – (Indiana, PA)

Assistant Offensive Line/Quality Control – 2005

McCARTHY, Mike – (Baker)

Offensive Coordinator – 2005

McCARTNEY, T.C. – (Louisiana State)

Offensive Assistant – 2015, 2017–18

McCULLEY, Pete – (Louisiana Tech)

Head Coach – 1978

McDANIEL, Mike – (Yale)

Run Game Coordinator – 2018–Current

Run Game Specialist – 2017

McGAUGHEY, JR., Thomas – (Houston)

Special Teams Coordinator – 2015

McKITTRICK, Bobb – (Oregon State)

Offensive Line – 1979–99

McMACKIN, Greg – (Southern Oregon)

Associate Head Coach/Linebackers – 2003–04

McPHERSON, Bill – (Santa Clara)

Linebackers/Defensive Line/

Defensive Coordinator/Asst. Head

Coach/Defensive Asst. – 1979–98

MEYER, Ken – (Denison)

Head Coach – 1977

Offensive Backfield – 1968

MICHAEL, Jason – (Western Kentucky)

Quarterbacks – 2010

Offensive Assistant – 2009–10

MILLER, Burnie – (Wofford)

Defensive Backs – 1970

MODKINS, Curtis – (Texas Christian)

Offensive Coordinator – 2016

MORA, Jim – (Washington)

Defensive Coordinator – 1999–2003

Defensive Backs – 1997–98

MORNHINWEG, Marty – (Montana)

Offensive Coordinator – Quarterbacks – 1997–98

MORRIS, Pat – (Southern California)

Offensive Line – 1999–03

Tight Ends/Assistant Offensive Line – 1997–98

MORTON, John – (Western Michigan)

Wide Receivers – 2011–14

MUDD, Howard – (Hillsdale)

Offensive Line – 1977

MYERS, Jack – (UCLA)

Assistant – 1963

NATHAN, Tony – (Alabama)

Running Backs – 2008

NIXON, Jeff – (Penn State)

Tight Ends – 2016

NOLAN, Dick – (Maryland)

Head Coach – 1968–75

NOLAN, Mike – (Oregon)

Head Coach – 2005–08

NORI, Mark (Boston College)

Offensive Assistant/Offensive Line – 2007

O'CONNELL, Kevin – (San Diego State)

Special Projects – 2016

O'CONNOR, Fred – (East Stroudsburg State)

Head Coach (final seven games) – 1978

Offensive Coordinator – 1978

O'NEIL, Jim – (Towson)

Defensive Coordinator – 2016

OGHOBAASE, Vince – (Duke)

Assistant Defensive Line – 2016–17

OLSON, Greg – (Central Washington)

Quarterbacks – 2001

OLSON, Rich – (Washington State)

Quarterbacks – 2004

PARIANI, Brian – (UCLA)

Offensive Coaches Assistant – 1992–94

PARKER, Johnny – (Mississippi)

Strength and Conditioning – 2005–07

PELINI, Mark (Bo) – (Ohio State)

Defensive Assistant – 1994–96

PENDERGAST, Clancy – (Arizona)

Linebackers – 2015

PERRY, Dustin – (Western Michigan)

Head Strength & Conditioning – 2019–Current

Assistant Strength & Conditioning – 2017–18

PERRY, Joe – (Compton JC)

Kicking/Game Scout – 1968–69

PETERS, Floyd – (San Francisco State)

Defensive Line – 1976–77

QUINN, Dan – (Salisbury State)

Defensive Line – 2003–04

Defensive Quality Control – 2001–02



ALL-TIME COACHES

RADAKOVICH, Dan – (Penn State)

Defensive Coordinator/Linebackers – 1978

RATHMAN, Tom – (Nebraska)

Running Backs – 2009–16

Running Backs – 1997–2002

Running Backs/Tight Ends Asst. – 1996

RAYE, Jimmy – (Michigan State)

Offensive Coordinator – 2009–10

Receivers – 1977

REESE, Floyd – (UCLA)

Strength & Conditioning – 1978

RHODES, Ray – (Tulsa)

Defensive Coordinator – 1994

Defensive Backs – 1983–91

Asst. Defensive Backs – 1981–82

ROBINSON, Willy – (Fresno State)

Defensive Coordinator – 2004

RODGERS, Jeff – (North Texas)

Special Teams Assistant – 2003–07

ROMAN, Greg – (John Carroll)

Offensive Coordinator – 2011–14

RUFFO, Al – (Santa Clara)

Assistant Coach – 1946–47

RYANS, DeMeco – (Alabama)

Inside Linebackers – 2018–Current

Defensive Quality Control – 2017

SALEH, Robert – (Northern Michigan)

Defensive Coordinator – 2017–Current

SCANGARELLO, Rich – (Sacramento State)

Quarterbacks – 2017–18

SCHMIDT, Kurt – (Wisconsin–Lacrosse)

Strength, Conditioning & Nutrition Asst. – 2013–16

SCHOLZ, Dave – (Wisconsin–Milwaukee)

Strength, Nutrition & Conditioning Asst. – 2012

SCHOTTENHEIMER, Kurt – (Miami)

Special Teams Coordinator – 2010

SCOLA, Joe – (Dartmouth)

Offensive Assistant – 2015

SCOVIL, Doug – (Pacific)

Offensive Backs – 1971–75

Special Teams – 1970

SEELY, Brad – (South Dakota State)

Asst. HC/Special Teams Coordinator – 2011–14

SEIFERT, George – (Utah)

Head Coach – 1989–96

Defensive Coordinator – 1983–88

Secondary – 1980–82

SHANAHAN, Kyle – (Texas)

Head Coach – 2017–Current

SHANAHAN, Mike – (Eastern Illinois)

Offensive Coordinator/Quarterbacks – 1992–94

SHAW, Bob – (Ohio State)

Assistant Coach – 1959

SHAW, Lawrence “Buck” – (Notre Dame)

Head Coach – 1946–54

SHERMAN, Ray – (Fresno State)

Receivers – 1992–93

Running Backs – 1991

SHOFNER, Jim – (Texas Christian)

Defensive Backs – 1977

Receivers/Quarterbacks – 1970–73

Defensive Backs – 1967–69

SIMMONS, Al – (Cal State–Hayward)

Secondary – 2004

Assistant Secondary – 2003

SINGLETARY, Mike – (Baylor)

Head Coach – 2009–10

Assistant Head Coach/Linebackers – 2005–08

SINGLETARY, Vantz – (Kansas State)

Inside Linebackers – 2009–10

SLOWIK, Bobby – (Michigan Tech)

Offensive Assistant – 2019–Current

Defensive Quality Control – 2017–18

SMITH, Gregg – (Idaho)

Assistant Head Coach/Offensive Line – 2004

Assistant Head Coach/Tight Ends – 2003

SMITH, Richard – (Fresno State)

Linebackers – 1997–02

SMITH, Tracy – (Louisiana State)

Special Teams Assistant – 2012–14

SOLARI, Mike – (San Diego State)

Offensive Line – 2010–2014

Tight Ends/Asst. Offensive Line – 1992–96

SOWERS, Katie – (Central Missouri)

Offensive Assistant – 2018–Current

Seasonal Offensive Assistant – 2017

SPARANO, Tony – (New Haven)

Tight Ends – 2015

SPAVITAL, Jim – (Oklahoma State)

Running Backs – 1976

STANFEL, Dick – (San Francisco)

Offensive Coordinator/Offensive Line – 1971–75

STECKEL, Les – (Kansas)

Receivers – 1978

STENAVICH, Adam – (Michigan)

Assistant Offensive Line – 2017–18

STEWART, George – (Arkansas)

Receivers – 2000–02

Special Teams Coordinator – 1996–99

STILES, Lynn – (Utah)

Special Teams/TEs/Offensive Line Asst. – 1987–91

STRADER, Norman P., “Red” – (St. Mary’s)

Head Coach – 1955

Asst. Coach/Chief Scout – 1952

STUDLEY, Chuck – (Illinois)

Defensive Coordinator – 1979–82

SUGARMAN, Andy – (California)

Offensive Assistant – 2000–02

Offensive Quality Control – 1998–99

SULLIVAN, Jerry – (Florida State)

Wide Receivers/Senior Assistant – 2005–10

SWARTZ, Scott – (San Jose State)

Offensive Quality Control – 2004

SWINTON II, Derius – (Hampton)

Special Teams Coordinator – 2016

TALLEY, Robert – (Boston University)

Special Assistant to the Head Coach – 2005–2006

TARVER, Jason – (Santa Clara)

Senior Defensive Assistant – 2017

Outside Linebackers – 2016

Senior Defensive Assistant/Linebackers – 2015

Outside Linebackers – 2009–10

Defensive Asst./Outside Linebackers – 2005–08

Assistant Running Backs/Offensive Assistant – 2004

Offensive Quality Control – 2001–03

TAYLOR, Chuck – (Stanford)

Assistant Coach – 1950

TITTLE, Y.A. – (Louisiana State)

Offensive Consultant – 1965–69

TOLBERT, Kevin – (Navy)

Assistant Strength and Conditioning – 2011–14

TOLLNER, Ted – (Cal Poly SLO)

Quarterbacks/Assistant to Head Coach – 2008

Offensive Assistant – 2007

Offensive Coordinator – 2004

Quarterbacks – 2002–03

TOMEY, Dick – (DePauw)

Defensive Assistant – 2003

TOMSULA, Jim (Catawba)

Head Coach – 2015

Defensive Line – 2007–14

Interim Head Coach – 2010

TRESTMAN, Marc – (Minnesota)

Offensive Coordinator – 1995–96

TURNER, Norv – (Oregon)

Offensive Coordinator – 2006

TURNER, JR., Robert – (Indiana State)

Running Backs – 2017–Current

UYEYAMA, Mark – (Utah)

Director of Human Performance – 2015–16

Head Strength & Conditioning – 2011–14

Asst. Strength & Conditioning – 2008–10

VERMEIL, Al – (Utah State)

Strength & Conditioning – 1979–82

VETRANO, Joe – (Southern Mississippi)

Assistant Coach/Chief Scout – 1953–56

VON APPEN, Fred – (Linfield)

Defensive Line – 1987–88

Special Teams/Asst. Offensive Line/TE – 1983–86

VORIS, Dick – (San Jose State)

Assistant Coach – 1963–67

WALSH, Bill – (San Jose State)

Asst. to Coaching Staff – 1996

Head Coach – 1979–88

WARHOP, George – (Cincinnati)

Offensive Line – 2005–09

WELKER, Wes – (Texas Tech)

Wide Receivers – 2019–Current

WHITE, Mike – (California)

Administrative Asst./Offensive Line – 1978–79

WILSON, Billy – (San Jose State)

Offensive End Coach – 1964–67

Assistant Coach – 1961–62

WIGGIN, Paul – (Stanford)

Defensive Coordinator/Line – 1974

Defensive Line – 1968–73

WOLFORD, Eric – (Kansas State)

Assistant Offensive Line – 2015–16

WOODS, Joe – (Illinois State)

Defensive Backs/Passing Game Coordinator – 2019–Current

WRIGHT, Eric – (Missouri)

Defensive Backs Assistant – 1991–93

WRIGHT, Ray – (Duke)

Head Strength & Conditioning – 2017–18

WULFF, PAUL – (Washington State)

Senior Offensive Assistant – 2012–13

WYCHE, Sam – (Furman)

Quarterbacks – 1979–82

YARBER, Eric – (Idaho)

Wide Receivers – 2003–04

YENSER, Zach – (Troy)

Assistant Offensive Line – 2019–Current

YOUNG, David – (Idaho)

Strength & Conditioning Assistant – 2015–16

ZEMAN, Bob – (Wisconsin)

Linebackers – 1989–93

ZGONINA, Jeff – (Purdue)

Defensive Line – 2017–18

ZWAHLEN, Ernie – (Oregon State)

Offensive Line – 1968–70



ADAM PETERS

VICE PRESIDENT OF PLAYER PERSONNEL

17TH NFL SEASON | 3RD WITH 49ERS

Adam Peters is in his 17th season in the NFL and third as vice president of player personnel for the 49ers. He joined the 49ers after spending the previous eight seasons (2009-16) with the Denver Broncos.

In 2016, Peters was named the Broncos director of college scouting after spending two seasons as the team's assistant director of college scouting (2014-15). Peters spent three years as a national scout (2011-13) after originally joining the Broncos as a regional scout in 2009.

As a member of Denver's personnel department, Peters helped the team acquire 27 players through the draft and college free agency that were vital members of the Super Bowl 50 championship roster.

Peters joined the Broncos after spending six years (2003-08) with the New England Patriots. In his first two seasons with the Patriots as a scouting assistant, he was a part of two Super Bowl championship teams (XXXVIII in 2003 and XXXIX in 2004). In 2005, Peters handled pro scouting duties for the team before serving as an area scout in his final three seasons (2006-08) with the Patriots.

Prior to the NFL, Peters spent one season (2002) as a football operations graduate assistant at UCLA after playing defensive end for the Bruins from 1999-2001. He transferred to UCLA from West Valley Junior College (Saratoga, CA), where he played tight end for two seasons (1997-98) and earned all-conference honors.

A native of Cupertino, CA, Peters attended Monta Vista High School where he was a two-sport standout in football and baseball during his prep career. Peters is married to his wife, Jennifer, and the couple has one daughter, Alexandra.



MARTIN MAYHEW

VICE PRESIDENT OF PLAYER PERSONNEL

30TH NFL SEASON (9 PLAYING/21 FRONT OFFICE) | 3RD WITH 49ERS

Martin Mayhew is in his third season with the 49ers and first as the vice president of player personnel. He spent the previous two years (2017-18) as the team's senior personnel executive.

Mayhew joined the 49ers after spending the 2016 season as the director of football operations/special projects with the New York Giants. In his role with the Giants, he worked all aspects of the salary cap, CBA compliance and player contract negotiations.

Prior to his time in New York, Mayhew spent 15 years (2001-15) in the Detroit Lions organization, including the final seven as the team's general manager. Taking over as general manager following the team's winless season in 2008, he aided Detroit's ascent to a 10-win season in 2011. Mayhew was responsible for the draft selections of Pro Bowlers QB Matthew Stafford and DE Ezekiel Ansah, as well as 2010 AP Defensive Rookie of the Year DT Ndamukong Suh, who was selected to four Pro Bowls as a member of the Lions. He was also responsible for signing WR Golden Tate and S Glover Quin in free agency, both of whom went on to earn Pro Bowl honors in Detroit.

In 2015, Detroit had five players selected to the Pro Bowl for the first time since 2000 (WR Calvin Johnson, Tate, Stafford, Suh & Quin). The previous year, Mayhew constructed a Lions team that won 11 games for the fourth time in franchise history. That year, Detroit finished second in total defense and third in points allowed, led by their top-ranked rush defense that allowed just 69.3 yards per game, which stands as the ninth fewest rushing yards allowed per game in NFL history.

Mayhew first joined the Lions organization in 2001 as the senior director of football administration/staff counsel. In 2003, he was promoted to senior vice president of football administration/staff counsel and was appointed senior vice president and assistant general manager in 2004. In 2008, Mayhew was promoted to general manager.

Originally a 10th round selection (262nd overall) by the Buffalo Bills in the 1988 NFL Draft, Mayhew played nine seasons in the NFL. During his career with Buffalo (1988), Washington (1989-92) and Tampa Bay (1993-96), he appeared in 118 games (107 starts) and registered 473 tackles, 21 interceptions, four forced fumbles and 1.0 sack. In 1991, Mayhew started and was a member of the Super Bowl XXVI champion Washington Redskins.

A native of Tallahassee, FL, Mayhew graduated from Florida State University with a degree in business management and earned his law degree from Georgetown University's Law Center in 2000. While at FSU, he was a National Merit and Achievement Scholar and earned GTE CoSIDA Academic All-America honors. He was also a two-sport athlete, lettering on both the Seminoles football and track teams. During the 1999 season while attending law school, Mayhew spent nine months as an intern in the Redskins personnel department. He also had two separate internship stints with the NFL league office in both the labor operations and legal departments before joining the Lions in 2001. He is a member of The Florida Bar.



KEENA TURNER

VICE PRESIDENT & SENIOR ADVISOR TO THE GENERAL MANAGER

34TH NFL SEASON (11 PLAYING/23 FRONT OFFICE) | 34TH WITH 49ERS

Keena Turner is in his 23rd season in the front office of the 49ers and his second as vice president & senior advisor to the general manager.

For more than three decades, Turner has been a part of the 49ers as both a player and member of the team's front office. He has spent the previous 10 seasons (2008-17) as the vice president of football affairs. Turner has held several roles throughout his career including director of alumni coordinators (2006-07), an alumni coordinator (2004-05) and player development director (2001-03). He also worked in the player relations department (1998-2001) and the player and community relations department (1991).

Prior to joining the 49ers, Turner spent three seasons (1992-94) as the linebackers coach at Stanford University under head coach Bill Walsh. Upon leaving Stanford, Turner embarked on his radio and television career, while also working in community relations for DeBartolo Entertainment. He went on to serve as a color analyst for 49ers preseason games for 15 years (1995-2009) and was a co-host for the 49ers Preview Show. He also was the radio/TV color analyst for the San Jose SaberCats (IFL) for 15 seasons.

Originally selected in the second round (39th overall) in the 1980 NFL Draft by San Francisco, Turner played in 153 games (118 starts) with the 49ers over 11 seasons (1980-90). A member of the 49ers 10-year Club, Turner was selected to the Pro Bowl in 1985 and is a four-time Super Bowl champion (XVI, XIX, XXIII and XXIV).

Following his playing career, Turner was inducted into the Purdue University Intercollegiate Hall of Fame in 2011 and the Jewish Sports Hall of Fame Northern California in 2012. In 2019, he was also inducted into the Bay Area Sports Hall of Fame.

Turner's dedication to excellence has not been limited to the playing field. He has been a constant supporter of Family House in San Francisco for over 30 years and he created, implemented and judged a student essay contest for the Tracy Middle School system emphasizing the importance of academics. Turner has also hosted The Keena Turner Boys and Girls Clubs Golf Tournament for each of the last 24 years and the event has raised over \$5 million.

Turner and his wife, Linda, have three children - Sheena, Ella and Miles.



RAN CARTHON

DIRECTOR OF PRO PERSONNEL

15TH NFL SEASON (3 PLAYING/12 FRONT OFFICE) | 3RD WITH 49ERS

Ran Carthon is in his third season as the director of pro personnel with the 49ers. In his role, Carthon manages the pro scouting department in evaluating players among the professional leagues while continuing his duties of advance scouting of the 49ers upcoming opponents. In addition, he prepares the club for acquisitions through free agency, trades and the daily waiver wire.

In 2013 & 2018, Carthon was selected to participate in the NFL Career Development Symposium at the Wharton School of Business in Philadelphia.

Carthon joined the 49ers after spending five seasons (2012-16) as the director of pro personnel with the St. Louis/Los Angeles Rams. Carthon also spent four seasons (2008-11) as a pro scout with the Atlanta Falcons.

Prior to his time in Atlanta, Carthon enjoyed a three-year playing career in the NFL. He broke into the league as an undrafted rookie with the Indianapolis Colts in 2004 and played with the club through the 2006 campaign.

Carthon was a standout running back at the University of Florida (1999-2003) where he competed in five bowl games over his collegiate career and was part of the Gators 2000 SEC Championship team.

Carthon's father, Maurice, played in the NFL with the New York Giants and Indianapolis Colts. His father also held coaching positions with the New England Patriots, New York Jets, Detroit Lions, Dallas Cowboys, Cleveland Browns, Arizona Cardinals and Kansas City Chiefs.



ETHAN WAUGH

DIRECTOR OF COLLEGE SCOUTING

16TH NFL SEASON | 16TH WITH 49ERS

Ethan Waugh is in his 16th year with the 49ers and second as the director of college scouting. In his role, Waugh oversees the college scouting staff and the daily operations of the department.

Waugh served as a senior player personnel coordinator for three seasons (2015-17) where he worked with all aspects of player personnel. He also spent three seasons (2012-14) as the team's senior personnel assistant. Waugh spent four seasons (2008-11) as the team's midwest regional scout.

Prior to being promoted to an area scout in 2008, Waugh served as the team's personnel assistant where he was involved in a variety of areas, including the evaluation and scouting of college and professional players and working extensively with the 49ers' scouting database.

Waugh joined the 49ers after spending the previous two seasons at Illinois Wesleyan University, where he served as the offensive coordinator, quarterbacks coach and recruiting coordinator.

Prior to his time at Illinois Wesleyan, Waugh served as an assistant at Western Carolina University from 1997-2001. While with the Catamounts, he coached on both the offensive and defensive sides of the ball and assisted with special teams.

Waugh grew up in Vernon Hills, IL, and played defensive back for two years at Lake Forest College before transferring to Lawrence University where he played the slot and quarterback positions. He is a 1997 graduate of Lawrence with a bachelor's degree in history and earned a master's degree in American History from Western Carolina in 1999.

Waugh hails from a football family. His father, Maury, currently coaches at Trine University, his brother, Tucker, coaches the slotbacks at Army, and another brother, Adam, coaches at Calvary Christian HS in Clearwater, FL.

He and his wife, Allison, reside in San Jose, CA with their four sons.



RJ GILLEN

PRO PERSONNEL SCOUT

5TH NFL SEASON | 5TH WITH 49ERS

RJ Gillen is in his fifth season with the 49ers and third as a pro personnel scout. He previously served as an assistant in the 49ers scouting department from 2015-16.

In his role, Gillen assists the pro scouting department in their evaluation of NFL talent to prepare the club for acquisitions through free agency, trades and the daily waiver wire. He also coordinates player tryouts and visits to the 49ers facility. During the season, Gillen assists the coaching staff in preparation for the 49ers upcoming opponents through his advance scouting. During the offseason, he assists in evaluating the team's roster prior to free agency.

Prior to joining the 49ers, Gillen was a college football scout with the National Collegiate Scouting Association where he managed a recruiting list of potential college prospects to help college coaches identify those who might have the ability to play collegiately. Gillen also has previous experience in the NBA front office with the San Antonio Spurs where he assisted in preparation of player reports for the NBA draft and free agency.

A native of Memphis, TN, Gillen graduated from Marquette University School of Law with a focus on sports law in May of 2014. He is a member of the Texas Bar and Wisconsin Bar. Gillen earned his bachelor of science in sports administration and leadership from Louisiana State University where he was a member of the LSU football team from 2007-10 and won a BCS National Championship in 2007.



SALLI CLAVELLE

PRO PERSONNEL ANALYST

2ND NFL SEASON | 2ND WITH 49ERS

Salli Clavelle is in her second season with the 49ers and first as a pro personnel analyst.

As a scouting assistant with 49ers in 2018, Clavelle assisted the college and pro scouting departments in their evaluation of NFL talent. On the college side, she assisted evaluating talent, attended college games, watched film on draft prospects, created draft cut-ups and attended All-Star events. Clavelle assisted the pro personnel department with updating the free agent boards, creating cut-ups on prospective free agents and maintaining the free agent database.

Prior to joining the 49ers, Clavelle was the director of on-campus recruiting at Tulane University from 2016-18. In her role, she managed the database of high school prospects, identified those who might have the ability to play collegiately and organized official and unofficial visits.

A native of New Orleans, LA, Clavelle attended Sam Houston State University where she earned both her bachelor's and master's degrees. She was also a member of the SHSU women's basketball team from 2011-16. Her uncle, Shannon Clavelle, was a defensive lineman with the Green Bay Packers and was a member of the Super Bowl XXXI Championship team.



FRED GAMMAGE III

PRO PERSONNEL ANALYST

1ST NFL SEASON | 1ST WITH 49ERS

Fred Gammage III is in his first season with the 49ers as a pro personnel analyst. He joined San Francisco from Arizona State University where he served as an assistant director of player personnel for the 2018 season.

In 2017, Gammage was an intern with the football management staff at Arizona State. In his role, he assisted in planning and coordinating recruiting strategies and operations along with the evaluation of potential student athletes.

A native of Tempe, AZ, Gammage graduated from ASU in May of 2016 with a degree in exercise and wellness. A wide receiver for the Sun Devils, he registered 52 receptions for 537 yards and three touchdowns from 2013-16.



CROWLEY HANLON

PRO PERSONNEL COORDINATOR

5TH NFL SEASON | 4TH WITH 49ERS

Crowley Hanlon is in his fourth season with the 49ers and first as the team's pro personnel coordinator. He spent the previous two seasons (2017-18) as the team's special assistant to player personnel. In that role, Hanlon assisted in roster evaluation, college evaluations, creating player cut ups, monitoring roster moves and coordinating free agent visits.

In 2016, Hanlon was a coaching assistant on the 49ers staff after serving as the logistics coordinator for the Philadelphia Eagles in 2015.

Prior to the NFL, Hanlon worked as an undergraduate assistant coach while attending the University of Oregon (2010-14). As a part of coaching staff that went to four consecutive bowl games, he also broke down game and practice film and managed time during practice.

A Portland, OR native, Hanlon graduated from Oregon with a degree in advertising.



JUSTIN CHABOT

NATIONAL SCOUT

17TH NFL SEASON (1 PLAYING/16 FRONT OFFICE) | 16TH WITH 49ERS

Justin Chabot is in his 16th year with the 49ers and his seventh as the team's national scout. In his current role, he is responsible for cross-checking college football's top prospects throughout the country. Chabot had previously scouted the midwest, southwest and southeast regions for the team.

Prior to joining the 49ers, Chabot spent five years as the director of football operations at Northwestern. As part of his role with the Wildcats, Chabot served as the pro liaison to visiting college talent scouts from the NFL. Chabot was extremely familiar with Northwestern's football program, having starred as an offensive lineman on the 1995 and 1996 Big Ten Championship teams.

Chabot recorded 41 career starts on the Northwestern offensive line, including starts on the 1996 Rose Bowl and the 1997 Citrus Bowl teams. A four-year letterwinner and captain of the 1996 squad, Chabot was named first-team All-Big Ten by the media and coaches as a senior. He was also named to the Academic All-Big Ten list, in 1993.

Born in Washington, D.C., Chabot was raised in Oxford, OH. He graduated from Northwestern in 1996 with a degree in sociology and played professionally during the 1997 season with the Pittsburgh Steelers and the New York Giants.

Chabot resides in Houston, TX, with his twin sons, Walker and Brant.



CHIP FLANAGAN

NATIONAL SCOUT

16TH NFL SEASON | 8TH WITH 49ERS

Chip Flanagan is in his eighth season with the 49ers and third as the team's national scout. He previously served as a regional scout for the club from 2012-16.

In his current role, Flanagan is responsible for cross-checking college football's top prospects throughout the country.

Prior to joining the team, Flanagan spent eight seasons with the Washington Redskins. He served as an area scout for the Redskins from 2007-11, where he was responsible for evaluating college prospects at schools located in the southwest region (2007-10) and southeast region (2011).

Prior to working as an area scout, Flanagan served as a college scouting assistant with the Redskins for two seasons (2005-06). He originally entered the NFL in 2004 as an intern in the Redskins' personnel department.

Flanagan was a three-time letterman in football at outside linebacker and a team captain with Bowdoin College in Brunswick, ME. He also lettered in baseball. A Lowell, MA, native, Flanagan received a degree in mathematics and a minor in economics in 2000. He also received a master's degree in sport management from Massachusetts-Amherst in 2004.

Flanagan and his wife, Lisa, reside in Virginia Beach, Va. The couple has a daughter, Kylie, and a son, Zack.



TARIQ AHMAD

AREA SCOUT

6TH NFL SEASON | 6TH WITH 49ERS

Tariq Ahmad is in his fifth season as an area scout after spending the 2014 season as an assistant in the 49ers scouting department. Ahmad assists with the evaluations of both college and professional players.

Ahmad joined the team following four seasons as director of football recruiting operations at Rutgers University and seven seasons overall as a member of the Scarlet Knights program. During his time at Rutgers, Ahmad received his master's degree in education administration.

Ahmad previously served as an offensive graduate assistant coach at his alma mater, Ithaca College, working with the running backs on game strategies and techniques. Prior to becoming a coach, he was a three-sport athlete for the Bombers, participating in football, basketball and outdoor track at his alma mater. In 2017, Ahmad was inducted into the Ithaca College Athletic Hall of Fame. A native of Holmdel, NJ, he graduated from Ithaca College in 2005, with a degree in health and physical education.

Ahmad and his wife, Shavon, have two boys: T.J. and Zafar.



DOMINIC DeCICCO

AREA SCOUT

6TH NFL SEASON (3 PLAYING/3 FRONT OFFICE) | 3RD WITH 49ERS

Dominic DeCicco is in his third season with the 49ers and second as the team's area scout. He spent the 2017 season as an assistant in the scouting department. In 2016, he interned during training camp through the Nunn-Wooten fellowship.

A native of Pittsburgh, PA, DeCicco graduated from the University of Pittsburgh with a degree in communications and a minor in computer science. A two-time all-Big East selection and voted team captain as a senior, DeCicco appeared in 48 games (36 starts) for the Panthers and finished career with 244 tackles, 12 interceptions and 7.0 TFLs.

DeCicco signed as an undrafted free agent with the Chicago Bears in 2011, where he spent 2 seasons as a reserved linebacker and special team's player appearing in 20 games. Also spent time with the Tampa Bay Buccaneers before finishing his career with the Minnesota Vikings in 2015.



RYAN KESSENICH

AREA SCOUT

11TH NFL SEASON | 1ST WITH 49ERS

Ryan Kessenich is in his first season with the 49ers as an area scout. He joins San Francisco after spending 2018 as a consultant of Northwestern University's football team and the Reese's Senior Bowl.

Kessenich previously worked with the Chicago Bears as a pro/college scout (2013-14) and a national college scout (2015-17). In his roles, he evaluated top college players throughout the country and worked in multiple aspects of draft preparation. Prior to joining the Bears, Kessenich spent four seasons (2009-12) as a Midwest area college scout with the Kansas City.

Before his time with Kansas City, Kessenich spent three seasons at Northwestern as a quality control/assistant recruiting coordinator (2006-07) and the director of player personnel/player development (2008). He first entered the NFL in a full-time capacity as a pro personnel assistant with the Washington Redskins in 2005 following time as a training camp coordinator in 2003 and 2004 with the Chiefs.

Kessenich received a degree in finance and marketing from the University of Wisconsin-Milwaukee in 2006. He also received a master's degree in sport management from Northwestern in 2008.

Kessenich and his wife, Ashley, reside in Madison, WI. The couple has one daughter, Kendall.



STEVE RUBIO

AREA SCOUT

8TH NFL SEASON | 8TH WITH 49ERS

Steve Rubio is in his eighth year with the 49ers and seventh as the club's area scout. He spent the 2012 season as a scouting assistant.

Rubio served as the director of player personnel for the University of Tennessee's football program from 2010-11, after originally joining the team in 2009 as a recruiting intern. In his previous capacity, he oversaw all recruiting board material while handling the initial evaluation of high school and junior college prospects.

The Fort Lauderdale, FL, native graduated from the University of Central Florida with a degree in sports administration, in 2007. Rubio worked in various roles on the Knights football staff over a span of six years. He spent the last 12 months of his tenure as UCF's director of player personnel, after having spent time as a defensive graduate assistant and as the recruiting and operations graduate assistant. Rubio also served as a volunteer coach at his high school, St. Thomas Aquinas, from 2003-04.

Rubio resides in Easton, MD and has one daughter, Grace.



JOHN STEVENSON

AREA SCOUT

5TH NFL SEASON | 5TH WITH 49ERS

John Stevenson is in his fifth season with the 49ers and third as the team's area scout. He spent the previous two years (2015-16) as an assistant in the scouting department. In 2015, he interned during training camp through the Nunn-Wooten fellowship.

Prior to joining the 49ers, Stevenson played for the Bemidji Axemen of the Indoor Football League and went to training camp with the Ottawa Redblacks of the Canadian Football League in 2015. In 2013, he signed with the New York Giants as an undrafted free agent.

A walk-on turned four-year letterman at Georgia Southern University, Stevenson saw action in 52 games and recorded 148 tackles, 1.5 sacks, 4.5 tackles for loss, five passes defended, two forced fumbles and two fumble recoveries during his college career. As a senior in 2012, he led the team with 103 tackles and was voted to the team's leadership council by his peers and named a team captain. Additionally, Stevenson was the recipient of the 2012 Erk Russell Award, given in honor of the late Georgia Southern head coach Erk Russell to a player who exemplifies the traits needed to play for him.

A native of Stone Mountain, GA, Stevenson graduated from Georgia Southern in 2012 with a bachelor's degree in management as well as a minor in marketing.



JOSH WILLIAMS

AREA SCOUT

9TH NFL SEASON | 9TH WITH 49ERS

Josh Williams is in his ninth season with the 49ers and third as the team's area scout. He previously served as the team's National Football Scouting representative in 2016.

Williams spent three seasons (2013-15) as a pro personnel scout and two seasons (2011-12) as an assistant in the 49ers scouting department.

A four-year wide receiver for the Columbia University Lions, Williams worked in the financial industry in New York City as a business analyst of investment products at TD Ameritrade. A native of Santa Rosa, CA, he graduated from St. Ignatius College Preparatory in San Francisco in 2005 then earned a bachelor's degree in psychology from Columbia University in 2010.



TRAVIS DAURO


COLLEGE SCOUTING COORDINATOR

3RD NFL SEASON | 3RD WITH 49ERS

Travis Dauro is in his third season with the 49ers and first as the team's college scouting coordinator. In his role, he will assist with the overall management and coordination of the college scouting department.

Dauro spent the previous two seasons (2017-18) as a scouting assistant with the 49ers personnel department.

A native of McDonough, GA, Dauro graduated from the University of Georgia with a degree in business management. While there, he assisted the Bulldogs recruiting department in four consecutive top-10 recruiting classes (2014-17).



THOMAS TUPA

SCOUTING ASSISTANT

2ND NFL SEASON | 2ND WITH 49ERS

Thomas Tupa is in his second season with the 49ers as a scouting assistant with the team's personnel department.

Prior to joining the 49ers, Tupa served as a quality control/wide receivers assistant at the University of Tennessee-Chattanooga in 2017.

Tupa graduated from Miami (OH) University where was a member of the Redhawks football team from 2013-16. Following his time at Miami, he attended graduate school at John Carroll University.

A native of Cleveland, OH. Tupa's father is, Tom, spent 18 years in the NFL as a punter and quarterback.



BRIAN HAMPTON

DIRECTOR OF FOOTBALL ADMINISTRATION AND ANALYTICS

16TH NFL SEASON | 16TH WITH 49ERS

Brian Hampton is in his 16th season with the 49ers and his 10th as director of football administration and analytics. Hampton previously served as the team's manager of football operations for two seasons and as an analyst before that. He originally joined the 49ers as a football operations intern in late 2003.

In his current role, Hampton is responsible for contract negotiations, strategic planning and management of the club's player compensation budget and salary cap. His various other daily football operations duties include overseeing the budgets for all football departments, compliance with league rules and scheduling. Hampton also manages the football R&D efforts, providing frequent analysis on special projects for the owner, head coach, general manager and president.

Born and raised in Oakley, CA, Hampton earned a M.A. in sport management from the University of San Francisco and a B.A. in business economics from UC-Santa Barbara. While attending UCSB, Hampton worked for the Santa Barbara Foresters Baseball Club and the UCSB athletic department. Hampton also spent two years directing the UCSB sports fan club and also was elected and served as President of the Associated Students for one year.

Hampton resides in Mountain View, CA, with his wife, Lindsay, daughter, Jordan, and son, Nolan. He is an avid tri-athlete and runner, and has completed a number of events, including marathons and Ironman triathlons.



BEN PETERSON

HEAD OF PLAYER HEALTH & PERFORMANCE

1ST NFL SEASON | 1ST WITH 49ERS

Ben Peterson is in his first season with the 49ers as head of player health & performance, overseeing athletic training, functional performance, nutrition and strength & conditioning. In his role, he manages and orchestrates all available resources to ensure 49ers players are provided the best standard of care, with the goal of maximizing their availability.

He joins the 49ers after spending more than two years as the director of sports science with the Philadelphia Flyers of the National Hockey League. In his role with the Flyers, he helped integrate strength and conditioning, sports medicine, physical therapy and nutrition.

Prior to his time in Philadelphia, Peterson was the director of research and analytics for Catapult, a global category-leader in elite sports technology. At Catapult, he worked with teams in every major professional league around the world, helping them identify and evaluate contextual analytics by measuring training loads and biomarkers to improve the performance outcomes and reduce soft tissue injuries of their athletes.

A native of Plymouth, MN, Peterson received his PhD in applied exercise physiology from the University of Minnesota and his bachelor's degree from Northwestern University. He spent three years as a graduate research assistant at Minnesota, while working as director of performance at P3, which brings a data-driven approach to understanding athlete movement and development for performance optimization.

Peterson and his wife, Michelle, have one son, Beckett, and one daughter, Brinley.



DUSTIN LITTLE

HEAD ATHLETIC TRAINER

7TH NFL SEASON | 1ST WITH 49ERS

Dustin Little is in his first season with the 49ers as head athletic trainer. He joined the 49ers after spending more than five years with the Denver Broncos as an assistant athletic trainer/physical therapist (2014-15) and director of rehabilitation (2016-18). He also spent the summer of 2013 as an intern with the team's medical department.

A native of Castlewood, SD, Little earned his bachelor's degree from the University of South Dakota where he played for the school's basketball and football teams. He went on to earn his master's degree from South Dakota State and later his doctor of physical therapy (DPT) from South Dakota.

A member of the Professional Football Athletic Trainers Society (PFATS), Little is also a certified strength and conditioning specialist (CSCS) and has a certification in applied functional science (CAFS).

Little and his wife, Bailey, have four children, Mason, Landon, Lauren and Lawson.



MANNY RIVERA

ASSISTANT HEAD ATHLETIC TRAINER

17TH NFL SEASON | 17TH WITH 49ERS

Manny Rivera enters his sixth year as an assistant head athletic trainer with the 49ers after spending the previous 10 years as an assistant athletic trainer. This is Rivera's second stint with San Francisco after serving as an intern athletic trainer during the 2001 season.

Prior to being hired full time in San Francisco, Rivera spent a year working with the United States Olympic Committee. With the USOC, he provided medical coverage for hundreds of Olympic and Paralympic hopefuls in track and field, softball, baseball, soccer, volleyball and rugby.

After interning with the 49ers, Rivera served as a graduate assistant athletic trainer for the Indiana University football team. While at Indiana, he was directly responsible for the emergency medical supplies, training supplies and inventory, packing for team travel, as well as game day medical logistics. Rivera was also responsible for supervision, instruction and evaluation of undergraduate athletic training curriculum students. Rivera graduated from Indiana with a Master of Science degree in kinesiology in 2003.

Rivera began his career in athletic training, serving as a student athletic trainer at the University of the Pacific, where he earned a bachelor's degree in sports medicine, in 2001. He is a certified member of the NATA.

Rivera, his wife, Lauren, daughter, Alexis, and son, Tyler, reside in San Ramon, CA.



LAURA McCABE

ASSISTANT ATHLETIC TRAINER

5TH NFL SEASON | 5TH WITH 49ERS

Laura McCabe is in her fifth season with the 49ers as the team's assistant athletic trainer. Before joining San Francisco, McCabe was the head athletic trainer for the women's soccer team at Texas Tech University.

Starting in 2008 at Texas Tech, McCabe was responsible for the prevention, evaluation, care and rehabilitation of athletic injuries for all soccer players. She was also involved in the mental health program for student athletes and was responsible for the inventory and purchasing.

A native of Prairie Village, KS, McCabe earned her master's degree in Human Resource Development from Clemson University in 2008. During her time at Clemson, she served as a graduate assistant to all 21 intercollegiate sports while working primarily with the women's soccer program during her graduate assistantship. McCabe graduated from Kansas State University in 2004 with a dual bachelor's degree in Kinesiology and Athletic Training. While at Kansas State, she worked with the football team as a student trainer.

McCabe and her husband, Andrew, reside in Santa Clara, CA.



RYAN DONAHUE

REHABILITATION COORDINATOR

5TH NFL SEASON | 5TH WITH 49ERS

Ryan Donahue is in his fifth year with the 49ers as the team's rehabilitation coordinator. Donahue is a licensed physical therapist through the American Physical Therapy Association, as well as a Board Certified Sports Physical Therapist (SCS) via the American Board of Physical Therapy Specialties and a Certified Strength and Conditioning Specialist (CSCS) through the National Strength & Conditioning Association.

Before joining the 49ers, Donahue spent the previous three years as a physical therapist at the Andrews Institute for Orthopedics and Sports Medicine in Gulf Breeze, FL where he provided rehabilitation for athletes in the NFL, NBA, MLB, Olympic Teams as well as US Special Forces and general population.

Prior to the Andrews Institute, Donahue received his doctorate in physical therapy from Northeastern University in 2012, while also serving as assistant director of strength & conditioning for the university's Sports Performance department. In addition to Northeastern, he has held previous affiliations with EXOS (formerly Athletes' Performance) in a physical therapy role, as well as strength & conditioning affiliations with the University of Connecticut, University of North Carolina at Chapel Hill, and Mike Boyle Strength & Conditioning. In 2008, Donahue received a bachelor of science in exercise science from the University of Connecticut with a concentration in strength & conditioning.

A native of Andover, MA, Donahue and his wife, Bridgette, have one son, Carter.



MIKE SOLA

PHYSICAL THERAPIST

3RD NFL SEASON | 3RD WITH 49ERS

Mike Sola is in his first year as a physical therapist with the 49ers. This is Sola's second stint with the 49ers after serving as a seasonal athletic training intern for two seasons (2013-14). He is a certified athletic trainer and licensed physical therapist.

After completing his seasonal athletic training internships with the 49ers, Sola received his doctorate of physical therapy degree from Duke University. During physical therapy school Sola served as an assistant athletic trainer to Orange High School in Hillsborough, NC.

Prior to joining the 49ers, Sola was a seasonal athletic training assistant with the University of Arkansas in 2012. He was responsible for the health and safety of the university's football team. Sola graduated from the University of Arkansas with a master's in athletic training in 2012.

Sola attended Arkansas Tech University where he received a bachelor's degree in physical education with a concentration in wellness science.



ELLIOTT WILLIAMS

DIRECTOR OF FUNCTIONAL PERFORMANCE

3RD NFL SEASON | 3RD WITH 49ERS

Elliott Williams is in his third season with the 49ers as the director of functional performance. In his role, Williams is focused on each player in an individualized way, creating corrective, alignment based exercise routines to restore a symmetrical and more efficient athlete.

Posture, how it results in injury, pain & performance is the focus. Creating a more aligned athlete results in efficient & balanced movement in the gym as well as on the field.

Prior to joining the 49ers, Williams spent seven educational & experiential years (2011-17), mentoring with Pete Egoscue in San Diego, CA at The Egoscue Method Headquarters. His role allowed him the ability to work with many of the NFL's elite, especially as their injuries crept up on them, later in their careers.

Williams & his staff work side by side with the strength & conditioning staff, as well as the athletic training staff, collaborating on valuable performance information gathered by this triangle of health. Focusing on posture and joint alignment is the priority when evaluating a player, allowing him to take a "global-view" to re-establishing balance and function.

Williams is also certified by the Egoscue University and has earned PAS, AET & ETI certifications.



TOM ZHENG

FUNCTIONAL PERFORMANCE THERAPIST

1ST NFL SEASON | 1ST WITH 49ERS

Tom Zheng is in his first year as a functional performance therapist with the 49ers. In his role, Zheng focuses on individual players, creating corrective, alignment based exercise routines to restore symmetry and balance to the athlete.

Focusing on posture and joint alignment is the priority when evaluating a player, allowing him to take a “global-view” to re-establishing balance and function.

Prior to joining the 49ers, Zheng spent three educational & experiential years (2015-18) working as an exercise therapist at The Egoscue Method Headquarters in San Diego, CA. In this role, Zheng was given the opportunity to work with many high level athletes, focusing on preparing them for activity, recovery optimization as well as overall performance.

Zheng graduated from UCSD with a degree in biology and psychology.



JORDAN MAZUR

COORDINATOR OF NUTRITION

4TH NFL SEASON | 3RD WITH 49ERS

Jordan Mazur is in his fourth season in the NFL and third with the 49ers as the team's coordinator of nutrition. In 2015, he spent the year with the Philadelphia Eagles in the Gatorade Sports Nutrition Immersion Program.

Prior to joining the 49ers, Mazur served as the director of sports nutrition at the University of California, where he was responsible for overseeing all nutrition and dietitian related services for student-athletes. While working with members of all coaching staffs, the strength and conditioning staff, the sports medicine staff and related student-athlete service providers during his time in Berkeley, he helped implement a collaborative and comprehensive approach to training, nutrition and recovery, as well as aided in the treatment of diet and nutritional related medical issues.

Before his time at California, Mazur worked at Mazur Nutrition Coaching in 2016, a private practice focused on consultation, nutrition evaluation and healthy lifestyle support. He joined the Eagles organization in August on 2015, where he spent the season working closely with the strength and conditioning staff on all aspects of athlete nutrition and recovery.

Prior to his time with the Eagles, Mazur earned a master's degree in exercise science from Florida State University in 2015. While at FSU, he worked as a performance nutrition intern at EXOS, where he learned how to evaluate and understand the fundamental needs of athletes based on their goals and how to apply those needs to an integrated approach to athlete care.

In 2012, Mazur graduated from the University of Connecticut with a bachelor's degree in nutritional sciences. During his time in Connecticut, he worked as a nutrition assistant at Manchester Memorial Hospital and as a diet technician at Connecticut Children's Medical Center, where he provided nutrition counseling and assisted patients with specialized diets.



DUSTIN PERRY

HEAD STRENGTH & CONDITIONING

3RD NFL SEASON | 3RD WITH 49ERS

Dustin Perry is in his third season with the 49ers and first as the team's head of strength & conditioning. He spent the previous two seasons (2017-18) as an assistant strength & conditioning coach with the 49ers.

Prior to joining the 49ers, Perry spent four seasons (2012-16) as an assistant strength & conditioning coach at the University of Minnesota. During his time at Minnesota, he developed offseason and in-season programs for the wide receivers and running backs, integrated position specific programs and oversaw the education of players seeking advice on supplementation.

Perry initially joined the Golden Gophers in 2010, where he spent two seasons as a football strength & conditioning intern and graduate assistant. As a GA, he assisted the head & strength conditioning coach in program design and aided all athletes, specifically freshman, in the execution of proper sprinting and lifting techniques.

During the summer of 2010, Perry served as the head strength & conditioning coach at Josh Heupel's 14 Foundation Day of Champions, where he coached high school students in strength and conditioning techniques specific to football performance.

Perry began his professional career in athletic performance at Marcellus (MI) Public High School, where he spent two years (2007-09) as strength & conditioning coach.

Perry graduated from Western Michigan University in 2009 with a bachelor of science in physical education and a minor in health education. He later earned his master's degree in applied kinesiology with a minor in sport and exercise science at the University of Minnesota in 2014. Perry is a certified strength & conditioning specialist by the National Strength and Conditioning Association.

A native of Marcellus, MI, Perry is married to his wife, Adrienne.



SHEA THOMPSON

DIRECTOR OF PERFORMANCE MONITORING/ASSISTANT STRENGTH & CONDITIONING

4TH NFL SEASON | 1ST WITH 49ERS

Shea Thompson is in his first season with the 49ers as director of performance monitoring/assistant strength & conditioning. He spent the previous three seasons (2016-18) with the Cincinnati Bengals strength & conditioning department as a sports scientist. During his time in Cincinnati, Thompson also served as a sports science specialist with Ignition Athletic Performance Group.

Prior to his time with the Bengals, Thompson spent four years (2012-15) as an assistant strength & conditioning coach at the University of Minnesota. Before joining the Gophers, Thompson interned at the United States Olympic Training Center in Colorado Springs, CO, in 2011. Thompson also served as the head of athletic physical preparation at Fit2Live Gym out of Iowa City, IA, in 2011.

Prior to Fit2Live Gym, Thompson served as an assistant strength & conditioning coach at Northern Illinois University from 2008-10. After serving as a volunteer football strength & conditioning coach at the University of Nebraska in 2006, he was promoted to assistant strength & conditioning coach and spent two years in that role (2007-08).

A native of Woodbine, IA, Thompson played linebacker at Buena Vista University for four years (2003-06) where he earned his bachelor's in exercise science from the school. He later earned his master's in kinesiology from Northern Illinois University in 2009. Thompson is a certified strength & conditioning specialist through the National Strength and Conditioning Association and also holds a blue belt in Gracie Jiu-Jitsu. In 2019, he began working on his Doctorate in Elite Performance through the University of Central Lancashire in England.

Thompson is married to his wife, Brynja, and the couple has a son, Wylder.



AARON HILL

ASSISTANT STRENGTH & CONDITIONING

1ST NFL SEASON | 1ST WITH 49ERS

Aaron Hill is in his first season with the 49ers as an assistant strength & conditioning coach after spending the previous four years (2015-18) as an assistant strength & conditioning coach at Vanderbilt University.

During his time at Vanderbilt, Hill assisted head strength coach James Dobson and his staff with all aspects of the University's football program, both during the football season and offseason training.

Hill joined the Commodores following an offseason internship in the strength & conditioning department of the Carolina Panthers in 2015. He also served as a strength & conditioning intern at the University of Minnesota in 2014-15.

Hill played linebacker at the University of Minnesota where he appeared in 47 games and registered 192 tackles, five forced fumbles and four interceptions in five years (2009-13). The former walk-on was a two-time recipient of Minnesota's Butch Nash Award for competitiveness on and off the field. He later signed with the St. Louis Rams as an undrafted free agent in 2014 and was waived following training camp.

Hill graduated from the University of Minnesota in 2013 with a bachelor of science in kinesiology sport and exercise science. He later earned his master's degree from the school in applied kinesiology-sport and exercise science the following year. He is certified through both the Collegiate Strength and Conditioning Coaches Association (CsCCa), and National Strength and Conditioning Association (NSCA). He is also certified in First Aid/CPR/AED through the American Red Cross.

A native of St. Charles, MO, Hill is married to his wife, Lexi.



MIKE NICOLINI

ASSISTANT STRENGTH & CONDITIONING


2ND NFL SEASON | 2ND WITH 49ERS

Mike Nicolini is in his second season with the 49ers and first as an assistant strength & conditioning coach after spending the 2018 season as an intern with the team's strength & conditioning department.

Prior to joining the 49ers, Nicolini spent seven years (2011-17) with San Jose State University's football program, three as a lead athletic performance coach (2015-17), two as an assistant athletic performance coach (2013-14), one as a strength & conditioning graduate assistant (2012) and one as a volunteer with the program (2011).

Nicolini played defensive back at the University of Redlands (2007-10), where he appeared in 36 games and registered 224 tackles, 31 passes defended, 10 interceptions, four fumble recoveries and two forced fumbles. As a senior in 2010, he earned Division III American Football Coaches Association All-American honors and was also named the Southern California Intercollegiate Athletic Conference Defensive Player of the Year after finishing with 61 tackles, eight passes defended, two interceptions and one fumble recovery.

A native of Novato, CA, Nicolini earned his bachelor's in exercise science from Redlands in 2011 and his master's in kinesiology from San Jose State in 2013.



GUY McINTYRE

DIRECTOR OF ALUMNI RELATIONS

30TH NFL SEASON (13 PLAYING/17 FRONT OFFICE) | 27TH WITH 49ERS

Guy McIntyre is in his 17th season in the front office of the 49ers and his 10th as director of alumni relations.

In his role, McIntyre coordinates alumni events, gameday responsibilities for the team's four alumni coordinators (Steve Bono, Dan Bunz, Jesse Sapolu and Eric Wright) and both Alumni Weekend and Hall of Fame Weekend. He also distributes information from the NFL and works with alumni on the different NFL programs that are specifically geared to alumni.

Prior to joining the 49ers, McIntyre was an offensive line coach with the Rhine Fire of the World League in 2002 and at Menlo College from 2004-06.

A third-round pick (73rd overall) in the 1984 NFL Draft by San Francisco, McIntyre saw action in 145 games (97 starts) with the 49ers over 10 seasons (1984-93). A three-time Super Bowl champion (1984, 1988-89), McIntyre earned All-Pro and Pro Bowl honors in five consecutive seasons (1989-93) throughout his time with the 49ers.

McIntyre is married to his wife, Kimberly, and has five children, Dejon, Mallory, Arial, Alexa and Bailey, and four grandchildren, Amariah, Averey, Kellen and Andrew.



ROGER HACKER

DIRECTOR OF CORPORATE COMMUNICATIONS

13TH NFL SEASON | 6TH WITH 49ERS

Roger Hacker is in his sixth season with the 49ers and 13th in the NFL.

Hacker manages communications for all corporate enterprises related to the 49ers, Levi's Stadium and 49ers Enterprises, providing media strategy and coordination for key organizational business initiatives and non-49ers events, including the Redbox Bowl. In this position, he serves as the organization's media relations liaison for all relevant internal and external stakeholders. Last year, Hacker additionally served as the communications director for the 2019 College Football Playoff Bay Area Host Committee.

Hacker began his career in the NFL with the Chicago Bears, spending seven seasons (2000-06) as a member of the team's football media relations staff. He then moved to the global headquarters of international communications firm FleishmanHillard in St. Louis, where he spent five years providing media relations support and counsel for a wide variety of sports organizations and consumer brands within the FH Sports Marketing practice group.

Before joining the 49ers, Hacker spent two years managing brand communications for Visa Inc.'s sponsorships of the NFL, International Olympic Committee and FIFA. On behalf of Visa, Hacker helped direct brand and marketing communications for the digital payment company's presence at the London 2012 Olympic Games and Sochi 2014 Olympic Winter Games, the 2013 FIFA Confederations Cup in Brazil, and Super Bowl XLVII and XLVIII.

A native of Belleville, IL, Hacker graduated from the University of Illinois at Urbana-Champaign in 2000 with a degree in media studies. Hacker served as the press officer for the USA Baseball Junior National Team in 2000 and as an ice hockey venue press liaison at the 2002 Olympic Winter Games in Salt Lake City.

Hacker and his wife, Marisa, reside in Alameda, CA, with their son Ronan, and dog Oakleigh.



MIKE CHASANOFF

SENIOR MANAGER OF FOOTBALL COMMUNICATIONS

14TH NFL SEASON | 11TH WITH 49ERS

Mike Chasanoff is in his 11th season with the 49ers and 14th season in the NFL.

Chasanoff is responsible for facilitating interview requests for players, coaches and front office staff, while also overseeing the production of the annual media guide and the team's media materials. Chasanoff has been a member of the 49ers PR staff that has twice been named finalists for the coveted Pro Football Writers of America Pete Rozelle Award, in 2011 and 2012.

Prior to joining the 49ers, Chasanoff spent the 2008 season as the public relations coordinator for the Tampa Bay Buccaneers. He also interned in the public relations departments of the Houston Texans (2007) and Buccaneers (2006). In the spring of 2007, Chasanoff served as the public relations assistant for the Amsterdam Admirals of NFL Europa.

A native of Bradenton, FL, Chasanoff graduated from Flagler College with a degree in sport management and business in 2006. While in school, Chasanoff was an assistant coach for the Flagler College men's basketball team, and also served as the public relations manager for the Sarasota Red Sox, the Class-A affiliate of the Boston Red Sox.

Chasanoff's brother, Marc, is the director of pro player personnel for the New Orleans Pelicans. His brother, Tommy, was a member of Team USA for the International Paralympic Committee World Games in Lyon, France in 2013, and is the sports information director at the University of the Cumberland.

Chasanoff resides in Los Gatos, CA, with his wife, Kate, and son, JJ.



PETER VOLMUT

MANAGER OF FOOTBALL COMMUNICATIONS

7TH NFL SEASON | 7TH WITH 49ERS

Peter Volmut is in his seventh season with the 49ers and first as the manager of football communications. He previously spent two years (2017-18) as the coordinator of football communications, two seasons (2015-16) as a football communications assistant and two seasons (2013-14) as a public relations intern with the team.

Volmut aids in the production of the team's weekly publications along with the facilitation of player interview requests. He is responsible for the creation and distribution of team-related/player transaction press releases in addition to statistical and historical information on the San Francisco 49ers.

Prior to joining the 49ers, Volmut spent the 2013 offseason as the public relations/community communications intern with the Tampa Bay Buccaneers. Before entering the NFL, he served as the public relations summer intern with the Milwaukee Admirals of the American Hockey League (AHL) in 2010. He also worked with the Community Leadership department of S.C. Johnson & Son, Inc. in Racine, WI, from 2007-08.

A native of Racine, WI, Volmut received his degree from Valparaiso University in public relations, with a minor in sports promotions and currently resides in Santa Clara with his wife, Rhiannon, and daughter, Sloane.



TESSA GIAMMONA

COORDINATOR OF CORPORATE COMMUNICATIONS

6TH NFL SEASON | 5TH WITH 49ERS

Tessa Giammona is in her second season as the team's coordinator of corporate communications. Giammona spent the previous two seasons (2016-17) as a corporate communications assistant and one season (2015) as a corporate communications intern with the team.

Giammona assists in the communications efforts surrounding the RedBox Bowl and other outside sporting events hosted at Levi's Stadium. In addition, she aides in the production of the 49ers Gameday Program, while also supporting the team's weekly media availability.

Prior to joining the 49ers, Giammona spent the 2014 season as a communications intern with the Kansas City Chiefs. Before entering the NFL, she served as the public relations intern for the Salina Bombers of the Champions Indoor Football (CIF) in 2012.

A native of Santa Rosa, CA, Giammona received her sports management degree from Kansas Wesleyan University where she was a member of the basketball team. She currently resides in Campbell.



JAY BRUNETTI

EQUIPMENT MANAGER

43RD NFL SEASON | 3RD WITH 49ERS

Jay Brunetti enters his 43rd season in the NFL and third season with the 49ers as the team's equipment manager. He is responsible for the many details that go into filling an NFL team's daily needs. These needs include outfitting players and coaches in safe and advanced equipment, as well as ordering and maintaining all of the team's equipment and sideline apparel. Brunetti and his staff also transport team equipment to and from all games, as well as assist coaches with daily practice needs.

Prior to joining the 49ers, Brunetti served as director of equipment services with the Houston Texans from 2001-14. With Houston, Brunetti's responsibilities included purchasing, upkeep and repair of all player and coach equipment while overseeing the transportation of equipment to away games.

Brunetti joined the Texans from Washington, where he spent 26 years with the Redskins. He originally joined the Redskins' organization on a part-time basis in 1975 as a freshman in high school. Brunetti became a full-time assistant in 1979 before becoming the youngest equipment manager in the NFL in 1981 at the age of 19. During his tenure with Washington, the Redskins advanced to four Super Bowls and won three World Championships with Brunetti heading the equipment staff. His distinguished career includes working with 19 members of the Pro Football Hall of Fame.

Brunetti is also a charter member of the Professional Football Equipment Managers Society (PFEMS).

Brunetti and his wife, Linda, have three children: two sons, Jimmy and Drew, and a daughter, Tori.



DONOVAN “DOC” DRESSLER

ASSISTANT EQUIPMENT MANAGER

21ST NFL SEASON | 19TH WITH 49ERS

Donovan “Doc” Dressler is in his 19th year as an assistant equipment manager of the 49ers.

Doc originally joined the 49ers as a training camp and partial season intern with the equipment department in the summer of 2000, before taking on the head equipment manager duties from 2000-01 for the Las Vegas Outlaws of the XFL. Doc returned to San Francisco in 2001 as an intern and was brought on shortly after in a full-time capacity to assist with the team’s apparel and on-field equipment needs.

In 2015, Doc served as a member of the host team assigned to the both the Carolina Panthers and Denver Broncos prior to Super Bowl 50, and assisted the Broncos on game day. He also assisted with events at the NFL Experience.

Doc got his start in the NFL with the Miami Dolphins, where he interned at different times in the equipment department during 1998 and 2000. During that time, he also had a stint as the head equipment manager at Northwestern Louisiana State from 1999-00.

Doc was born and raised in Stillwater, OK, where he attended Stillwater High School. He then attended Oklahoma State University and served as the Cowboys’ student equipment manager for six years.

Doc has been a member of the Athletic Equipment Manager’s Association since 1995 and received his certification, in 1999. He is also a charter member of the Professional Football Equipment Managers Society (PFEMS).

Dressler has two sons, Jacob and Rocco.



JEFF GILBERT

ASSISTANT EQUIPMENT MANAGER

13TH NFL SEASON | 9TH WITH 49ERS

Jeff Gilbert is in ninth year as an assistant equipment manager with the 49ers.

In his first stint with San Francisco, Gilbert served as the assistant equipment manager for the team from 2005-08. He later joined Riddell as a Northern California sales representative in 2008 where he remained until 2012. Gilbert made his way back to the NFL that year as an assistant equipment manager for the Oakland Raiders and remained with the team until he returned to San Francisco in 2014. In addition to maintaining the team’s helmets and shoulder pads, Gilbert works with the defense at practice and assists with logistics.

In 2015, Gilbert served as a member of the host team assigned to the both the Carolina Panthers and Denver Broncos prior to Super Bowl 50, and assisted the Broncos on game day. He also assisted with events at the NFL Experience.

Gilbert started his career with the Seattle Seahawks as a season-long intern during the 2003 and 2004 seasons.

Gilbert was born and raised in Santa Cruz, CA, where he attended San Lorenzo Valley High School. He received his undergraduate degree from Bethany Bible College and later earned his master’s degree in sports management from the University of San Francisco. He has been a member of the Athletic Equipment Manager’s Association since 2006 and is a charter member of the Professional Football Equipment Managers Society (PFEMS).

Gilbert and his wife, Theresa, live in Felton, CA, with their daughter, Kiana, and son, Indy.



ROBERT LLOYD

ASSISTANT EQUIPMENT MANAGER

7TH NFL SEASON | 7TH WITH 49ERS

Robert Lloyd is in his fourth season with the 49ers as an assistant equipment manager after spending the previous three seasons (2013-15) as an equipment manager intern.

Lloyd began his equipment managing career at the University of Arizona, where he served as a student equipment manager for the football program. As a senior at the University of Arizona, Lloyd served as the head student equipment manager, where he led a group of 15 student managers. After graduating with a degree in sociology, with a minor in sports management, Lloyd joined the 49ers as an intern in 2013.

Lloyd is also a charter member of the Professional Football Equipment Managers Society (PFEMS).

A native of Foster City, CA, Lloyd attended St. Ignatius College Preparatory in San Francisco, CA. He now resides in Santa Clara, CA.



MATT GREINER

SENIOR MANAGER & HEAD GROUNDSKEEPER

12TH NFL SEASON | 11TH WITH 49ERS

Matt Greiner is in his 11th year with the 49ers and his eighth as the senior manager & head groundskeeper.

In his role, Greiner is tasked with overseeing the maintenance of all playing surfaces and landscaping at Levi's Stadium and the team's Santa Clara training facility. He originally joined the 49ers as an assistant groundskeeper in 2009, and was later promoted to his current position in 2011.

Greiner began his career as a member of the Ohio State University grounds crew in 2005, remaining with the Buckeyes until 2007. He spent 2007 with the Arsenal Football Club, before transitioning to the Minnesota Vikings for the 2008 season.

The Sylvania, OH, native attended Northview High School, before earning a degree in Turfgrass Science from Ohio State University.

Greiner and his wife, Heidi, live in Willow Glen, CA, with their daughter, Haleigh.



RYAN VERNES

GROUNDSKEEPING MANAGER

7TH NFL SEASON | 6TH WITH 49ERS

Ryan VerNess is in his sixth season with the 49ers as a groundskeeping manager. “Big Red” as he is affectionately known, manages all aspects of turf maintenance for Levi’s Stadium and SAP Performance Facility.

VerNess served one season as an assistant groundkeeper with the Kansas City Chiefs before moving to the golf course side of turf management. He was named assistant superintendent at Spy Glass Hill, and worked with the Pebble Beach Company for over two years. VerNess then joined the Bayonet & Black Horse staff as golf course construction superintendent. He also spent four years as the director of golf course maintenance for Bayonet & Black Horse.

Originally from Stewartville, MN, Ryan graduated from University of Wisconsin-River Falls. He now resides in Sunnyvale and enjoys yoga, CrossFit and long runs in the country.



TIM HARDMAN

GROUNDSKEEPING MANAGER

10TH NFL SEASON | 6TH WITH 49ERS

Tim Hardman is in his 10th year in the NFL and sixth as a groundskeeping manager for the San Francisco 49ers. In his role, Hardman specializes in the aesthetics side of groundskeeping for Levi’s Stadium and the SAP Performance Facility.

Hardman honed his skill set in Seattle while working for the Seattle Seahawks and Sounders FC for four years (2010-14) prior to joining the 49ers.

Hardman now resides in Los Gatos, CA.



COLBY GARLICK

GROUNDSKEEPER

5TH NFL SEASON | 5TH WITH 49ERS

Colby Garlick is in his fifth season with the 49ers as the team's groundskeeper. In his role, Garlick is responsible for the maintenance of the playing surfaces and landscape at Levis Stadium and the SAP Performance Facility.

Garlick began his career with the University of Minnesota as an intern in 2013. He spent two years (2014-15) with Shwaders Sports Turf Management and the Minnesota Twins grounds crew.

A native of Granada, MN, Garlick received degrees from the University of Minnesota and Anoka Technical College.

Garlick lives in Sunnyvale, CA, and enjoys hiking and lifting weights.



SALVADOR BARAJAS

GROUNDSKEEPER

3RD NFL SEASON | 3RD WITH 49ERS

Salvador Barajas in his third year with the 49ers as a groundskeeper.

In his role, Barajas is tasked with the maintenance of all playing surfaces and landscaping at Levi's Stadium and the SAP Performance Facility.

Barajas began his career at Colony Landscape grounds crew in 2008. From 2008-16, he maintained and setup athletic fields at Santa Clara University, Stanford University and Avaya Soccer Stadium.

Originally from Jalisco, México, Barajas attended the Republica of Yugoslavia Educational Center in Jalisco, Mexico.

Barajas and his wife, Claudia, live in San Jose, CA, with their son, Salvador, and daughters, Ayleen and Aiyana.



CHASE MARTIN

GROUNDSKEEPER

2ND NFL SEASON | 2ND WITH 49ERS

Chase Martin is in his second season with the San Francisco 49ers as a groundskeeper. In his role, Martin is responsible for maintaining the playing surface of both Levi's Stadium and the SAP Training Facility.

Prior to joining the 49ers, Martin spent three seasons as the head groundskeeper for the San Jose Giants, minor league affiliate for the San Francisco Giants.

Martin was born and raised in San Jose, CA, and currently resides in Campbell, CA.



STEVE RISSE

DIRECTOR OF TEAM LOGISTICS

18TH NFL SEASON | 18TH WITH 49ERS

Steve Risser is in his 18th season with the San Francisco 49ers and his fourth as the director of team logistics. He spent the previous eight seasons (2008-15) as the team logistics manager.

In 2015, the 49ers logistics department was named the NFL's Travel Department of the Year. This award is voted on by all of the major hotel brands (Ritz Carlton, Four Seasons, Starwood, Marriott, Hyatt, Hilton, etc.), as well as individual properties throughout the country. The award is given to the NFL Travel Department that best represents their respective club in a first-class manner and embodies professionalism, strong work-ethic, communication, ease of doing business, etc.

Risser joined the 49ers in 2002, as a community relations intern. Throughout his internship, Risser also assisted with special projects for both the public relations and marketing departments.

In 2005, Risser made the transition to the team logistics department where he assisted with team travel and logistical needs, as well as overseeing the team's training camp operation.

Born in Santa Clara, CA, Risser grew up in Fremont and attended Moreau Catholic High School, where he was a two-year letter-winner in baseball.

A graduate of Cal State Hayward, Risser and his wife, Shannon, have twins - a daughter, Ashlyn, and a son, Blake.



MICHAEL SLAP

TEAM LOGISTICS MANAGER

10TH NFL SEASON | 10TH WITH 49ERS

Michael Slap is in his 10th year with the San Francisco 49ers and his fourth as the team logistics manager.


In 2015, the 49ers logistics department was named NFL's Travel Department of the Year. This award is voted on by all of the major hotel brands (Ritz Carlton, Four Seasons, Starwood, Marriott, Hyatt, Hilton, etc.), as well as individual properties throughout the country. The award is given to the NFL Travel Department that best represents their respective club in a first-class manner and embodies professionalism, strong work-ethic, communication, ease of doing business, etc.

Slap originally joined the 49ers as a training camp intern in the logistics department, in 2010. He returned in 2011 in the same capacity, and remained with the team throughout the entire season. After graduating from the University of California, Davis in 2012, Slap was hired full-time as the team logistics assistant.

Slap has also assisted the NFL Football Operations Department for Super Bowl 50, Super Bowl LI, Super Bowl LII, and Super Bowl LIII.

As an undergraduate at UC Davis, Slap worked all four years for the University's Intercollegiate Athletics program as a student event manager, public address announcer and a football operations intern/team manager.

Born in Chico, CA, Slap grew up in Danville where he attended Monte Vista High School. Slap currently resides in San Jose, CA.



STEPHEN SPENCER

TEAM LOGISTICS COORDINATOR

7TH NFL SEASON | 5TH WITH 49ERS

Stephen Spencer is in his first season as the 49ers team logistics coordinator. He spent the previous two seasons (2017-18) as the team logistics assistant after spending two seasons (2015-16) as a team logistics intern.

In 2015, the 49ers logistics department was named the NFL's Travel Department of the Year. This award is voted on by all of the major hotel brands (Ritz Carlton, Four Seasons, Starwood, Marriott, Hyatt, Hilton, etc.), as well as individual properties throughout the country. The award is given to the NFL Travel Department that best represents their respective club in a first-class manner and embodies professionalism, strong work-ethic, communication, ease of doing business, etc.

Spencer began his career in the NFL with the Cleveland Browns, where he served as a team operations intern for two seasons (2013-14). In that role, he helped with the planning and execution of training camp, mini-camps, offseason workouts and team travel.

Originally from North Olmsted, OH, Spencer graduated from Baldwin Wallace University with a degree in sport management and a minor in public relations in May of 2015. While at Baldwin Wallace, Spencer was a crew chief for their sports information department and also worked Cleveland Cavaliers home games in several capacities from 2012-15. He now resides in Santa Clara, CA and enjoys golfing in his spare time.



AUSTIN MOSS II

DIRECTOR OF PLAYER ENGAGEMENT

8TH NFL SEASON | 2ND WITH 49ERS

Austin Moss II is in his second season with the 49ers as the director of player engagement. In his role, he engages, educates and empowers individuals to reach their full potential both on and off the field. He also helps players in the transition process both into and out of the NFL through continuing education, financial education, and providing assistance in dealing with family matters through player programs.

Moss II joins the 49ers after more than six years with the National Football League in multiple roles. He began his career with the NFL as a PREP program and social media intern in 2012 and was later named manager of NFL Player Engagement in August of 2013 before moving to his final NFL role of senior manager, football administration and development beginning in 2016. With the NFL, Moss II oversaw the administration and execution of all PREP programs and managed social media and digital content. He served as a liaison to Senior Vice President Troy Vincent Sr. and coordinated all logistics/planning for PREP programs.

Throughout his time with the NFL, Moss II oversaw and implemented the League's College Relations Program, which included creating awareness and supporting the development of college student-athletes, coaches, and administrators. In addition, he was heavily involved in the development of the NFL PREP Academy & NFL PREP 100 Series for elite high school student-athletes.

Moss II attended the University of Kentucky (2006-09), where he was a three-year letterman after walking on. He later earned a full athletic scholarship his Junior year and contributed as a reserve defensive end and on special teams. He was named Academic All-SEC for three consecutive years and inducted to the University of Kentucky's Frank G. Ham Society of Character which recognizes student-athletes who give their best towards everything they do.

A native of Hopkinsville, KY, Moss II earned his bachelor's degree from Kentucky in Business Marketing and earned his MBA and Masters in Sport Management from the University of Central Florida's DeVos School of Sport Business Management. Moss II currently resides in San Jose, CA, and enjoys listening to music and spending time with family and friends. He is the youngest of four children (Kiyon, Naeeta and Ravi) and was raised by his mother and father, Austin and Teresa Moss Sr. His brother, Ravi, was part of the University of Kentucky's Basketball team for four seasons (2002-06).



SHELBY SOLTAU

PLAYER ENGAGEMENT COORDINATOR

7TH NFL SEASON | 7TH WITH 49ERS

Shelby Soltau is in her second season as the 49ers player engagement coordinator after spending the previous five seasons interning in various departments throughout the organization including the 49ers Museum, Event Marketing and Football Affairs.

Soltau assists current players in their personal and professional achievements while providing tools needed to succeed in their transition into and out of the NFL. Her responsibilities include coordinating Rookie Success Programs and providing assistance in continuing education, career development, financial education. The 49ers Player Engagement department educates and empowers individuals to reach their full potential both on and off the field.

A Bay Area native, Soltau has also worked part time for Stanford Football, Event Presentation for the San Jose Sharks and as the Community Grants Assistant for the Golden State Warriors.

Soltau graduated from Santa Clara University in 2016 with a degree in communication. She currently resides in Santa Clara, CA.



MICHAEL BRACKEN

DIRECTOR OF VIDEO OPERATIONS

9TH NFL SEASON | 9TH WITH 49ERS

Michael Bracken is in his ninth year with the 49ers video operations department.

Bracken oversees all daily video operations responsibilities, including the production and editing of all practice and game films for team personnel. Additionally, Bracken and his staff coordinate film exchanges with other teams and NFL Films, as well as maintain the 49ers NFL and collegiate video library.

With the evolution of technology, Bracken's video department manages content on various video platforms, allowing players, coaches and staff to watch film in different locations on their iPads, laptops and other electronic/mobile devices.

Prior to joining the 49ers, Bracken spent four years as the assistant video coordinator for the Florida State University athletic department, where he serviced 16 intercollegiate sports. While completing his undergraduate studies at Florida State, he served as a student assistant in the school's video department since 2003.

Bracken, and his wife, Erika, reside in Santa Clara, CA.



BRAD CLARK

VIDEO OPERATIONS MANAGER

2ND NFL SEASON | 2ND WITH 49ERS

Brad Clark is in his second year as the 49ers video operations manager.

Before joining the 49ers, Clark spent seven years as a support manager for DVSPORT, Inc. He was responsible for managing video editing platforms and networks for several NFL, CFL, and NCAA teams. Prior to his stint at DVSPORT, Clark spent two years as the video coordinator for the Menlo College football team. He was responsible for the production and editing of their practice and game film.

Clark graduated from Menlo College in Atherton, CA with a bachelor's degree in management. Originally from Lancaster, CA, Clark and his wife, Trang, currently reside in San Jose, CA.



JOE COSGROVE

VIDEO OPERATIONS ASSISTANT

6TH NFL SEASON | 4TH WITH 49ERS

Joe Cosgrove is in his third season with the 49ers as a video operations assistant after spending the 2016 season as an intern with the video department.

Cosgrove assists with all team video operations and game analysis for the football coaching staff. He also manages the partnership with DVSPORT and other game analysis and network software.

Cosgrove began his career in the NFL with the Philadelphia Eagles, where he served as a video department intern for two seasons (2014-15). In that role, he helped with the filming and editing of training camp and practice. He also worked both home and road games assisting with the Microsoft Surface Tablets for coaches both on the field and in the booth.

Originally from Ocean City, NJ, Cosgrove graduated from Ocean City High School before earning a degree in communication with a minor in film studies in May of 2015 from La Salle University (Philadelphia, PA). He now resides in Santa Clara, CA.



CORY MADDOCKS

VIDEO OPERATIONS ASSISTANT

6TH NFL SEASON | 4TH WITH 49ERS

Cory Maddocks is in his third season with the 49ers as a video operations assistant after spending the 2016 season as an intern with the video department.

Maddocks assists with all team video operations and game analysis for the football coaching staff. He also is filming from the end-zone on game days. He also played a role in the new partnership of installing the DVSPORT Software in the building.

Maddocks began his career in the NFL with the Cleveland Browns, where he served as the video operations intern for two seasons (2014-15). In that role, he helped film practices, cut up film and operate the stillshot computer for the coaches' tablets on game day.

Originally from Olmsted Falls, OH, Maddocks graduated from Ohio University with a bachelor's degree in sports sciences in May of 2014. While at Ohio University, he was the student video coordinator for more than two years with the football team. He now resides in Santa Clara, CA and enjoys rooting for his other two favorite sports teams, the Cleveland Indians and the Cleveland Cavaliers.



CORY MADDOCKS

VIDEO OPERATIONS ASSISTANT

6TH NFL SEASON | 4TH WITH 49ERS

Cory Maddocks is in his third season with the 49ers as a video operations assistant after spending the 2016 season as an intern with the video department.

Maddocks assists with all team video operations and game analysis for the football coaching staff. He also is filming from the end-zone on game days. He also played a role in the new partnership of installing the DVSPORT Software in the building.


Maddocks began his career in the NFL with the Cleveland Browns, where he served as the video operations intern for two seasons (2014-15). In that role, he helped film practices, cut up film and operate the stillshot computer for the coaches' tablets on game day.

Originally from Olmsted Falls, OH, Maddocks graduated from Ohio University with a bachelor's degree in sports sciences in May of 2014. While at Ohio University, he was the student video coordinator for more than two years with the football team. He now resides in Santa Clara, CA and enjoys rooting for his other two favorite sports teams, the Cleveland Indians and the Cleveland Cavaliers.



2019 SAN FRANCISCO 49ERS ALPHABETICAL ROSTER

51	Al-Shaair, Azeez	LB	6-2	228	R	18	Pettis, Dante	WR	6-1	195	2
56	Alexander, Kwon	LB	6-1	227	5	32	Reed Jr., D.J.	DB	5-9	193	2
91	Armstead, Arik	DL	6-7	290	5	19	Samuel, Deebo	WR	6-0	215	R
3	Beathard, C.J.	QB	6-2	215	3	17	Sanders, Emmanuel	WR	5-11	180	10
97	Bosa, Nick	DL	6-4	266	R	25	Sherman, Richard	CB	6-3	205	9
84	Bourne, Kendrick	WR	6-1	190	3	67	Skule, Justin	OL	6-6	315	R
22	Breida, Matt	RB	5-11	195	3	74	Staley, Joe	T	6-5	300	13
60	Brunskill, Daniel	OL	6-5	300	1	29	Tartt, Jaquiski	S	6-1	215	5
99	Buckner, DeForest	DL	6-7	295	4	94	Thomas, Solomon	DL	6-3	280	3
88	Celek, Garrett	TE	6-5	252	8	83	Toilolo, Levine	TE	6-8	268	7
26	Coleman, Tevin	RB	6-1	210	5	75	Tomlinson, Laken	OL	6-3	315	5
96	Day, Sheldon	DL	6-1	285	4	20	Ward, Jimmie	DB	5-11	195	6
82	Dwelle, Ross	TE	6-5	235	2	54	Warner, Fred	LB	6-3	230	2
55	Ford, Dee	DL	6-2	252	6	24	Williams, K'Waun	CB	5-9	185	5
63	Garland, Ben	OL	6-5	304	6	30	Wilson Jr., Jeff	RB	6-0	194	2
10	Garoppolo, Jimmy	QB	6-2	225	6	6	Wishnowsky, Mitch	P	6-2	220	R
90	Givens, Kevin	DL	6-1	285	R	23	Witherspoon, Ahkello	CB	6-3	195	3
9	Gould, Robbie	K	6-0	190	15	92	Zettel, Anthony	DL	6-4	275	4
57	Greenlaw, Dre	LB	6-0	230	R	Injured Reserve List					
36	Harris, Marcell	S	6-0	208	3	98	Blair III, Ronald	DL	6-4	270	4
43	Helm, Daniel	TE	6-4	225	R	78	Coleman, Shon	T	6-5	310	4
13	James Jr., Richie	WR	5-9	185	2	11	Goodwin, Marquise	WR	5-9	185	7
35	Johnson, Dontae	DB	6-2	200	6	35	Harris Jr., Tim	CB	6-1	205	R
44	Juszczyk, Kyle	FB	6-1	235	7	14	Hurd, Jalen	WR	6-4	230	R
85	Kittle, George	TE	6-4	250	3	93	Jones, D.J.	DL	6-0	305	3
47	Lee, Elijah	LB	6-2	230	3	64	Lauderdale, Andrew	OL	6-6	291	1
81	Matthews, Jordan	WR	6-3	215	6	28	McKinnon, Jerick	RB	5-9	205	6
69	McGlinchey, Mike	T	6-8	310	2	90	Moore, Damontre	DL	6-2	260	6
93	Mitchell, Earl	NT	6-3	310	10	1	Poindexter, Shawn	WR	6-5	213	R
33	Moore, Tarvarius	DB	6-2	200	2	58	Richburg, Weston	C/G	6-4	295	6
41	Moseley, Emmanuel	CB	5-11	190	2	95	Street, Kentavious	DL	6-2	287	1
31	Mostert, Raheem	RB	5-10	205	5	77	Taylor, Jullian	DL	6-5	305	2
4	Mullens, Nick	QB	6-1	210	2	15	Taylor, Trent	WR	5-8	180	3
86	Nelson, Kyle	LS	6-2	240	8	27	Verrett, Jason	CB	5-10	188	6
53	Nzeocha, Mark	LB	6-3	235	5						
68	Person, Mike	OL	6-4	305	9						



51

LB

AZEEZ AL-SHAIR

6-2 | 228 | FLORIDA ATLANTIC

8.4.97 | TAMPA, FL | ROOKIE | ACQUIRED FA IN '19

AWARDS & HONORS

2019: 49ers Community Relations Rookie Player Award

2019 HIGHLIGHTS

- Played in 15 games (4 starts) and registered 11 tackles. Also ranked t-3rd on the team with 8 special teams tackles.

GOLDMINE

- Al-Shaair grew up in a family of nine, with his mother, Naadhirah, supporting him and his seven siblings. In 2012, struggling to make ends meet, the family moved into their grandmother's home in Tampa, FL. One night, Al-Shaair awoke to the smell of smoke encompassing the house. He was able to wake up and lead the rest of his family to safety, as they watched the house burn down. The family moved from place to place before settling in a long-stay motel. Al-Shaair chose to sleep on the floor, as the family had to fit into one room. He trekked two hours by bus each day to attend school and football practice, often only eating once a day, making sure any leftover food went to his mom and siblings. His work ethic on and off the field grew in that adversity. "My mom always told me, 'What's meant for you is meant for you,'" Al-Shaair said. "All you can do is put forth the effort, and I believe that I've done that."
- While at Florida Atlantic, Al-Shaair decided to move his two younger brothers, Abdul-Lateef and Abdur-Rahmaan, into his Boca Raton apartment. Constantly worrying about if they were eating or getting into trouble, Al-Shaair began to serve as the father figure of the household. "They were doing bad in school with their grades. I moved them here to put them in a different environment," said Al-Shaair.



AL-SHAIR'S GOLDEN NUGGETS

- His name is pronounced uh-ZEEZ, all-SHY-urr.
- Recipient of the N4A Wilma Rudolph Student-Athlete Achievement Award, which honors student-athletes who have overcome great personal, academic, and/or emotional odds to achieve academic success while participating in intercollegiate athletics.

AL-SHAIR'S GAME-BY-GAME

2019

Date	Opp	W/L	P/S	Tot	Sol	Ast	Sk	Yds	Int	Yds	PD	FF	FR	Yds
Sep 8	at TB	W	1/0	0	0	0	0.0	0.0	0	0	0	0	0	0
Sep 15	at Cin	W	1/0	1	0	1	0.0	0.0	0	0	0	0	0	0
Sep 22	Pit	W	1/0	0	0	0	0.0	0.0	0	0	0	0	0	0
Oct 7	Cle	W	1/0	0	0	0	0.0	0.0	0	0	0	0	0	0
Oct 13	at LAR	W	1/0	0	0	0	0.0	0.0	0	0	0	0	0	0
Oct 20	at Was	W	1/0	0	0	0	0.0	0.0	0	0	0	0	0	0
Oct 27	Car	W	1/0	0	0	0	0.0	0.0	0	0	0	0	0	0
Oct 31	at Arz	W	1/0	0	0	0	0.0	0.0	0	0	0	0	0	0
Nov 11	Sea	L	1/0	0	0	0	0.0	0.0	0	0	0	0	0	0
Nov 17	Arz	W	—	—	—	—	INACTIVE (Concussion)	—	—	—	—	—	—	—
Nov 24	GB	W	1/1	1	0	1	0.0	0.0	0	0	0	0	0	0
Dec 1	at Bal	L	1/1	3	2	1	0.0	0.0	0	0	0	0	0	0
Dec 8	at NO	W	1/0	0	0	0	0.0	0.0	0	0	0	0	0	0
Dec 15	Atl	L	1/1	1	1	0	0.0	0.0	0	0	0	0	0	0
Dec 21	LAR	W	1/0	2	1	1	0.0	0.0	0	0	0	0	0	0
Dec 29	at Sea	W	1/1	3	2	1	0.0	0.0	0	0	0	0	0	0
TOTALS				15/4	11	6	5	0.0 0.0	0	0	0	0	0	0

2019 Postseason

Date	Opp	W/L	P/S	Tot	Sol	Ast	Sk	Yds	Int	Yds	PD	FF	FR	Yds
Jan 11	Min	W	—	—	—	—	—	—	—	—	—	—	—	—
Jan 19	GB	W	—	—	—	—	—	—	—	—	—	—	—	—
Feb 2	at KC	L	—	—	—	—	—	—	—	—	—	—	—	—
TOTALS				0/0	0	0	0	0.0 0.0	0	0	0	0	0	0

GOLDMINE (CONTINUED)

- On November 26th, 2019, the 49ers teamed up with Martha's Kitchen of San Jose to serve Thanksgiving dinner to over 300 people in need. Members of the team served food, bussed tables and refilled beverages. The team also provided toiletries and giveaways to all those in attendance.





GOLDMINE (CONTINUED)

- Al-Shaair participated in the 49ers Annual Community Day, helping pack more than 31,000 nutritious meals in collaboration with Feeding Children Anywhere. The meals, along with groceries and backpacks, were distributed to those most in need in East San Jose.



- Prior to Week 2's matchup in Cincinnati during the 2019 season, the 49ers spent time in Youngstown, Ohio, where they participated in the Community Blitz. Al-Shaair and some of his teammates visited Easter Seals Center for Rehabilitation. The players spent time painting and playing games with several seniors at the facility.



AL-SHAAIR'S CAREER STATISTICS

YEAR	TEAM	GP	GS	TACKLES				YDS	INT	INTERCEPTIONS				PD	FUMBLES		
				TOT	SOL	AST	SACKS			YDS	LG	TD	FF		FR	YDS	
2019	SF	15	4	11	6	5	0.0	0.0	0	0	—	0	0	0	0	0	0
TOTALS		15	4	11	6	5	0.0	0.0	0	0	—	0	0	0	0	0	0

PLAYOFFS

				TACKLES					INTERCEPTIONS					FUMBLES		
YEAR	TEAM	GP	GS	TOT	SOL	AST	SACKS	YDS	INT	YDS	LG	TD	PD	FF	FR	YDS
2019	SF	0	0	0	0	0	0.0	0.0	0	0	—	0	0	0	0	0
TOTALS		0	0	0	0	0	0.0	0.0	0	0	—	0	0	0	0	0

Additional Statistics:

Special Teams Tackles — 8: 2019 (8)

Milestones:

NFL Debut: at TB (9/8/19); **First Start:** vs. GB (11/24/19)

AL-SHAAIR'S CAREER HIGHS

Total Tackles: Regular Season — 3 (2 times) Last at Sea. (12/29/19)

Assists: Regular Season — 1 (5 times) Last at Sea. (12/29/19)

Solo: Regular Season — 2 (2 times) Last at Sea. (12/29/19)

AL-SHAAIR'S TRANSACTIONS

Originally signed as an undrafted free agent by SF on 5/3/19.



COLLEGE

Appeared in 43 games (42 starts) during his four-year career at Florida Atlantic and registered 397 tackles, 32.5 TFLs, 8 PDs, 7.5 sacks, 2 FFs and 1 INT (returned for a TD). In 2018, earned the Wilma Rudolph Student-Athlete Achievement Award presented by the National Association of Academic and Student-Athlete Development Professionals (N4A), which honors student-athletes who have overcome great personal, academic, and/or emotional odds to achieve academic success while participating in intercollegiate athletics. Started all 6 games in which he appeared and tallied 43 tackles, 2.5 TFLs, 1.5 sacks and 1 PD. As a junior, earned First-Team Conference-USA honors after starting 13 games and recording a Conference USA-high 147 tackles, to go along with 11 TFLs, 4 PDs, 2.5 sacks and 1 FF. In 2016, was named Conference USA Honorable Mention, started 12 games and notched 113 tackles, 12 TFLs, 2.0 sacks, 1 INT (returned for a TD) and 1 PD. As a freshman, earned Freshman All-America honors by USA Today and was named to Conference USA's All-Freshman team after playing in 12 games (11 starts) and registering 94 tackles, 7 TFLs, 2 PDs, 1.5 sacks and 1 FF.

PERSONAL

- Attended Hillsborough (Tampa, FL) HS where he was a two-time all-state, all-county and all-conference selection after finishing his career with 236 tackles, 15.0 sacks, 5 FFs and 2 INTs. Also blocked 8 FGAs on special teams.
- Son of Naadhirah Lennon.
- Born Azeez Al-Shaair (8/4/97) in Tampa, FL.
- Majored in public safety administration at Florida Atlantic.

REPORT

2019: Inactive vs. Arz. (11/17) with a concussion.



56

LB

KWON ALEXANDER

6-1 | 227 | LOUISIANA STATE

8.3.94 | OXFORD, AL | 5TH YEAR | ACQUIRED FA IN '19

AWARDS & HONORS

2015: PFWA All-Rookie Team, NFC Special Teams Player of the Week (Week 8)

2017: Pro Bowl

2019: Hazeltine Iron Man Award



ALEXANDER'S GOLDEN NUGGETS

- Although he grew up in the same town as teammate DL Dee Ford, the two did not meet until they were both acquired by the team in March 2019. By the time Alexander had reached high school, Ford had already migrated to nearby St. Clair County H.S. "I knew who he was once we got to the NFL, so that's all that matters," Ford said.
- In 2019, named the recipient of the 49ers Hazeltine Iron Man Award. The Hazeltine Iron Man Award is named for former linebacker Matt Hazeltine, a 13-year performer who played more seasons at linebacker than any other 49ers player. The award is given annually to the most courageous and inspirational defensive player as voted upon by the defensive coaches.

2019 HIGHLIGHTS

- Started all 8 games in which he appeared and registered 34 tackles, 0.5 sack, 1 INT and tied his career-high with FFs (2), before being placed on the Injured Reserve List on 11/5.
- Was activated from the Injured Reserve List on 1/10. Appeared in all 3 postseason games (2 starts) and registered 3 tackles and 1 PD.
- Intercepted Bengals QB Andy Dalton at Cin. (9/15), marking his first INT as a member of the 49ers and 7th of his career.
- Combined with CB K'Waun Williams to bring down Browns QB Baker Mayfield vs. Cle. (10/7).
- Forced a Redskins RB Adrian Peterson fumble at Was. (10/20), his 1st FF of the season.
- Helped the 49ers defense hold the Vikings to 147 total net yds. (21 rushing and 126 passing) vs. Min. (1/11/20 - NFC-D). The 147 total net yds. allowed are the fewest allowed in a postseason game in franchise history. It also marked the fewest total net yds. allowed in an NFL postseason game since 1/3/15 [Carolina held Arz. to 78 total net yds. (27 rushing and 51 passing)]. The 21 rushing yds. allowed by the 49ers defense is the fewest allowed in a postseason game in franchise history.

GOLDMINE

- Alexander held a kickball game with friends and family in 2018 that served as the opening event for the Kwon Alexander Foundation. "They have to work for it, hang around the right people and keep their grades straight," Alexander said. "Giving back is very important to me, especially for people where I come from. We didn't have anybody to give back when I was growing up. It's a big thing to them if they see a positive role model." At his kickball event, the Tampa Bay police department held conversations with youth in the community. Alexander's event also partnered with the Heart Gallery of Tampa, an organization that raises awareness of Tampa's waiting foster children and engages the community in their welfare and secure placement.



ALEXANDER'S GAME-BY-GAME

2019

Date	Opp	W/L	P/S	Tot	Sol	Ast	Sk	Yds	Int	Yds	PD	FF	FR	Yds
Sep 8	at TB	W	1/1	3	3	0	0.0	0.0	0	0	0	0	0	0
Sep 15	at Cin	W	1/1	6	3	3	0.0	0.0	1	0	3	0	0	0
Sep 22	Pit	W	1/1	7	5	2	0.0	0.0	0	0	0	0	0	0
Oct 7	Cle	W	1/1	2	0	2	0.5	4.5	0	0	1	0	0	0
Oct 13	at LAR	W	1/1	7	4	3	0.0	0.0	0	0	0	0	0	0
Oct 20	at Was	W	1/1	5	4	1	0.0	0.0	0	0	0	1	0	0
Oct 27	Car	W	1/1	4	3	1	0.0	0.0	0	0	0	0	0	0
Oct 31	at Arz	W	1/1	0	0	0	0.0	0.0	0	0	0	0	0	0

PLACED ON INJURED RESERVE (Pec) ON 11/15

Nov 11	Sea	L	—	—	—	—	—	—	—	—	—	—	—	—
Nov 17	Arz	W	—	—	—	—	—	—	—	—	—	—	—	—
Nov 24	GB	W	—	—	—	—	—	—	—	—	—	—	—	—
Dec 1	at Bal	L	—	—	—	—	—	—	—	—	—	—	—	—
Dec 8	at NO	W	—	—	—	—	—	—	—	—	—	—	—	—
Dec 15	Atl	L	—	—	—	—	—	—	—	—	—	—	—	—
Dec 21	LAR	W	—	—	—	—	—	—	—	—	—	—	—	—
Dec 29	at Sea	W	—	—	—	—	—	—	—	—	—	—	—	—

TOTALS 8/8 34 22 12 0.5 4.5 1 0 4 1 0 0

2019 Postseason

Date	Opp	W/L	P/S	Tot	Sol	Ast	Sk	Yds	Int	Yds	PD	FF	FR	Yds
ACTIVATED FROM INJURED RESERVE ON 1/10														
Jan 11	Min	W	1/1	0	0	0	0.0	0.0	0	0	0	0	0	0
Jan 19	GB	W	1/1	2	2	0	0.0	0.0	0	0	0	0	0	0
Feb 2	at KC	L	1/0	1	1	0	0.0	0.0	0	0	1	0	0	0
TOTALS			3/2	3	3	0	0.0	0.0	0	0	1	0	0	0



GOLDMINE (CONTINUED)

- On Friday, October 30, 2015, Alexander was relaxing at his apartment with teammates, just days away from what would be just his seventh career NFL game, when he received one of the most dreadful calls one could experience. His little brother, Broderick, had been involved in a confrontation with a man who decided to pull out a gun and use it. "He's gone," Kwon heard his mother say over the phone. Broderick was less than a month away from his 18th birthday. He had looked up to Kwon, and the two shared a bond as strong as ever. "I walked straight out to the patio, laid down on one of the lounge chairs by the pool, pulled out my phone and started looking at text messages," Alexander said in an article he composed for *The Players Tribune*. "I found Lil' Brod's old messages and started scrolling through them – until I saw one from him that jumped off the screen. 'I love you bro.' I stared at it for I don't know how long, and then I put my phone down, looked up at the sky and cried until I couldn't cry anymore." He then booked a flight home to be with his family as they made plans for Broderick's funeral, but his mother wouldn't allow it. They agreed that even Broderick would have wanted him to play. So, two days later, Kwon not only played, but he played the game of his life. In the first quarter of the game, with his team down 3-0, Alexander caught up to a streaking Falcons WR Julio Jones and in one instance ripped the ball clean out of his hands and took off the other way for a 20-yard return. Next, in the second quarter, Alexander intercepted a pass by QB Matt Ryan and returned the ball for 15 yards. At the end of the victory, his then-career-high 11 tackles, forced fumble, fumble recovery and interception earned him not only the game ball, but the respect of his teammates. "All I wanted was to be with my family, but I had a second family right there to pick me up," Alexander said. "It was highest of highs and the lowest of lows, at the exact same moment."



- In June of 2019, Alexander hosted a free football camp in Hobson City, AL for kids ages 8-17. His camp featured football drills, free food and giveaways and was sponsored by The Kwon Alexander Foundation, a non-profit organization, that supports youth in need in the greater Anniston, AL community. Kwon and his foundation host mentorship programming and educational workshops throughout the year.
- NFL players had the opportunity to participate in the NFL's annual My Cause, My Cleats campaign during Week 14 of the 2019 season. Alexander and his teammates represented their respective causes with custom-designed cleats in an effort to raise awareness and funding. With the Kwon Alexander Foundation, "I play for my little brother, and to end gun violence," said Alexander.



- Before the 2017 season, Alexander arrived at Buccaneers camp with a new look. Said Alexander, "I wanted to brand myself. I love red. So I said, 'I'll try something different and dye my hair red.' Everybody loved it, so I kept it." Now a member of the 49ers, you might see Kwon sporting a different shade of red in his hair.
- On October 3rd, 2019, Alexander and teammate Fred Warner teamed up with the St. Baldrick's Foundation, a volunteer-powered charity that funds childhood cancer research grants. During the fundraiser, they assisted in shaving the heads of volunteers as a symbol of support of the cancer warriors.





ALEXANDER'S CAREER STATISTICS

YEAR	TEAM	GP	GS	TACKLES					INT	INTERCEPTIONS				PD	FUMBLES		
				TOT	SOL	AST	SACKS	YDS		YDS	LG	TD			FF	FR	YDS
2015	TB	12	12	93	59	34	3.0	21.5	2	15	15	0		9	2	1	20
2016	TB	16	16	145	108	37	3.0	8.0	1	38	38t	1		7	1	1	4
2017	TB	12	12	97	70	27	0.0	0.0	3	70	28	0		4	1	0	0
2018	TB	6	6	45	34	11	1.0	0.0	0	0	—	0		2	2	0	0
2019	SF	8	8	34	22	12	0.5	4.5	1	0	0	0		4	1	0	0
TOTALS		54	54	414	293	121	7.5	34.0	7	123	38t	1		26	7	2	24

PLAYOFFS

YEAR	TEAM	GP	GS	TACKLES					INT	INTERCEPTIONS				PD	FUMBLES		
				TOT	SOL	AST	SACKS	YDS		YDS	LG	TD			FF	FR	YDS
2019	SF	3	2	3	3	0	0.0	0.0	0	0	—	0		1	0	0	0
TOTALS		3	2	3	3	0	0.0	0.0	0	0	—	0		1	0	0	0

Milestones:

NFL Debut: vs. Ten. (9/13/15); **First Start:** vs. Ten. (9/13/15); **First Sack:** at Jax. (10/11/15 – QB Blake Bortles); **First FF:** at Atl. (11/1/15 – WR Julio Jones); **First FR:** at Atl. (11/1/15 – WR Julio Jones); **First INT:** at Hou. (9/27/15 – QB Ryan Mallett); **First INT Return for a TD:** vs. LAR (9/25/16 – QB Case Keenum)

ALEXANDER'S CAREER HIGHS

Total Tackles: Regular Season – 21 at Dal. (12/18/16); Postseason – 2 vs. GB (1/19/20)

Solo: Regular Season – 15 at Atl. (9/11/16); Postseason – 2 vs. GB (1/19/20)

Assists: Regular Season – 10 at Dal. (12/18/16)

Passes Defensed: Regular Season – 3 at Cin. (9/15/19); Postseason – 1 at KC (2/2/20)

Sacks: Regular Season – 1.0 (7 times) Last vs. Phi. (9/16/18)

Fumble Recoveries: Regular Season – 1 (2 times) Last vs. Chi. (11/13/16)

Forced Fumbles: Regular Season – 1 (7 times) Last at Was. (10/20/19)

Interceptions: Regular Season – 1 (7 times) Last at Cin. (9/15/19)

Interception Yards: Regular Season – 38t vs. LAR (9/25/16)

Long Interception Return: Regular Season – 38t vs. LAR (9/25/16)

Interception Returns for TD: Regular Season – 1 vs. LAR (9/25/16)

ALEXANDER'S TRANSACTIONS

Originally a fourth-round (124th overall) draft choice by TB in 2015...Placed on the Reserve/Suspended List on 12/8/15...Activated from the Reserve/Suspended List on 1/4/16...Placed on the Injured Reserve List on 10/22/18...Signed a four-year deal with SF on 3/13/19...Placed on the Injured Reserve List on 11/5/19...Activated from the Injured Reserve List on 1/10/20.



2018 (TAMPA BAY)

- Started all 6 games in which he appeared in and registered 45 tackles, 2 FFs, 2 PDs and 1.0 sack before being placed on the Injured Reserve List on 10/22 with a knee injury.
- Forced a Saints WR Michael Thomas fumble at NO (9/9), which was recovered by Buccaneers CB Ryan Smith.
- Sacked and forced an Eagles QB Nick Foles fumble vs. Phi. (9/16), tying his career high for forced fumbles in a single season.

2017 (TAMPA BAY)

- Started all 12 games in which he appeared in and recorded 97 tackles, 4 PDs, 3 INTs and 1 FF.
- One of just five players (Deion Jones, Atl.; Luke Kuechly, Car.; Jordan Poyer, Buf.; Telvin Smith, Jax.) to record 95-or-more tackles and 3-or-more INTs on the season.
- Intercepted a Bears QB Mike Glennon pass with a 22-yd. return vs. Chi. (9/17).
- Registered 4 tackles, 1 PD and 1 FF vs. NYJ (11/12), knocking the ball loose from Jets RB Bilal Powell.
- Recorded 8 tackles, 1 PD and 1 INT with a 20-yd. return at Mia. (11/19), stepping in front of a Dolphins QB Jay Cutler pass.
- Tallied 8 tackles, 1 PD and 1 INT at Car. (12/24). Set a career high with 3 INTs on the year after intercepting a Panthers QB Cam Newton pass.

2016 (TAMPA BAY)

- Started all 16 games and registered 145 tackles, 7 PDs, 3.0 sacks, 1 FF, 1 FR, and 1 INT return for a TD.
- His 145 tackles tied for the third-most in the league (Sean Lee, Dal.; Zach Brown, Buf.; Bobby Wagner, Sea.).
- Led his team with 17 tackles and 1.0 sack at Atl. (9/11). Brought down Falcons QB Matt Ryan on a 2-yd. loss for his 1st sack of the season.
- Recorded 7 tackles, and 1 INT return for a TD vs. LAR (9/25). On the Rams' first offensive possession, intercepted a Rams QB Case Keenum pass and returned it 28 yds. for his first career INT return for TD.
- Registered 7 tackles and 1.0 sack vs. Den. (10/2). Brought down Broncos QB Paxton Lynch for his 2nd sack of the season.
- Tallied 5 tackles and 1 FR vs. Chi. (11/13). Scooped up a fumble for a 4-yd. return after the ball was knocked free from Bears QB Jay Cutler.
- Registered 6 tackles and 1.0 sack vs. Sea. (11/27). Sacked Seahawks QB Russell Wilson for a 4-yd. loss, tying his season high with 3.0 sacks.
- Recorded a career-high 21 tackles and 1 FF at Dal. (12/18). Knocked the ball free from Cowboys TE Jason Witten for a Buccaneers recovery.

2015 (TAMPA BAY)

- Started all 12 games in which he appeared in and recorded 93 tackles, 9 PDs, 3.0 sacks, 2 INTs, 2 FFs and 1 FRs.
- Despite missing four games, his 93 tackles ranked third in the NFL among all rookies (Landon Collins, NYG - 108; Stephone Anthony, NO - 112).
- Making his NFL debut and first start vs. Ten. (9/13), registered 5 tackles and 1 PD.
- Registered 10 tackles, 2 PDs and 1 INT at Hou. (9/27). Stepped in front of a Texans QB Ryan Mallett pass for the 1st INT of his career.
- Recorded 5 tackles, 2 PDs and 1.0 sack of Jaguars QB Blake Bortles vs. Jax. (10/11).
- Led his team with 11 tackles, 1 INT, 1 FF, 1 FR and 1 PD at Atl. (11/1). In the 1st quarter, caught up to Falcons WR Julio Jones, ripped the ball free and took the fumble recovery for a 20-yd. return. In the 2nd quarter, intercepted a Falcons QB Matt Ryan pass and registered a 15-yd. return.
- Registered 4 tackles and 1.0 sack vs. Dal. (11/15). Brought down Cowboys QB Matt Cassel for an 8-yd. loss, marking his 2nd sack of the season.
- Recorded 10 tackles, 1.0 sack and 1 FF vs. Atl. (12/6). While bringing down Falcons QB Matt Ryan for an 8-yd. loss, knocked the ball free for his 2nd FF of the season.

COLLEGE

Appeared in 32 games (23 starts) in three seasons (2012-14) at Louisiana State, registering 156 tackles, 6 PDs, 3 FFs, 2 FRs and 1.5 sacks. As a junior in 2014, earned Second-Team All-SEC honors after leading his team with 90 tackles and 2 FFs, 1.5 sacks and 1 PD. Played in 13 games (9 starts) as a sophomore and registered 65 tackles and 4 PDs. Saw action in 7 games (2 starts) as a freshman and finished the year with 11 tackles, 2 FRs, 1 FF and 1 PD.

PERSONAL

- Attended Oxford (AL) HS, where he was a finalist for the High School Butkus Award, given annually to the nation's top linebacker.
- Son of Broderick and Peaches Taylor.
- Born Shanderious Kwon Alexander (8/3/94) in Oxford, AL.
- Majored in sports administration at Louisiana State.

INJURY REPORT

2017: Inactive 4 games [at Min. (9/24), vs. NYG (10/1), vs. NE (10/5) and at Arz. (10/15)] with a hamstring injury.

2018: Placed on the Injured Reserve List on 10/22 with a knee injury.

2019: Placed on the Injured Reserve List on 11/05 with a pec injury.



ALEXANDER'S GAME-BY-GAME

2015 (Tampa Bay)

Date	Opp	W/L	P/S	Tot	Sol	Ast	Sk	Yds	Int	Yds	PD	FF	FR	Yds
Sep 13	Ten	L	1/1	5	3	2	0.0	0.0	0	0	1	0	0	0
Sep 20	at NO	W	1/1	8	4	4	0.0	0.0	0	0	1	0	0	0
Sep 27	at Hou	L	1/1	10	5	5	0.0	0.0	1	0	2	0	0	0
Oct 4	Car	L	1/1	4	3	1	0.0	0.0	0	0	0	0	0	0
Oct 11	Jax	W	1/1	5	3	2	1.0	5.5	0	0	2	0	0	0
Oct 25	at Was	L	1/1	6	5	1	0.0	0.0	0	0	0	0	0	0
Nov 1	at Atl	W	1/1	11	6	5	0.0	0.0	1	15	1	1	1	20
Nov 8	NYG	L	1/1	10	5	5	0.0	0.0	0	0	0	0	0	0
Nov 15	Dal	W	1/1	4	4	0	1.0	8.0	0	0	0	0	0	0
Nov 22	at Phi	W	1/1	10	8	2	0.0	0.0	0	0	0	0	0	0
Nov 29	at Ind	L	1/1	10	7	3	0.0	0.0	0	0	1	0	0	0
Dec 6	Atl	W	1/1	10	6	4	1.0	8.0	0	0	1	1	0	0
Dec 13	NO	L	—	RESERVE/SUSPENDED				—	—	—	—	—	—	—
Dec 17	at StL	L	—	RESERVE/SUSPENDED				—	—	—	—	—	—	—
Dec 27	Chi	L	—	RESERVE/SUSPENDED				—	—	—	—	—	—	—
Jan 3	at Car	L	—	RESERVE/SUSPENDED				—	—	—	—	—	—	—
TOTALS			12/12	93	59	34	3.0	21.5	2	15	9	2	1	20

2016 (Tampa Bay)


Date	Opp	W/L	P/S	Tot	Sol	Ast	Sk	Yds	Int	Yds	PD	FF	FR	Yds
Sep 11	at Atl	W	1/1	17	15	2	1.0	2.0	0	0	0	0	0	0
Sep 18	at Arz	L	1/1	7	6	1	0.0	0.0	0	0	0	0	0	0
Sep 25	LAR	L	1/1	7	6	1	0.0	0.0	1	38t	1	0	0	0
Oct 2	Den	L	1/1	7	7	0	1.0	0.0	0	0	0	0	0	0
Oct 10	at Car	W	1/1	5	3	2	0.0	0.0	0	0	1	0	0	0
Oct 23	at SF	W	1/1	9	7	2	0.0	0.0	0	0	0	0	0	0
Oct 30	Oak	L	1/1	14	14	0	0.0	0.0	0	0	1	0	0	0
Nov 3	Atl	L	1/1	6	3	3	0.0	0.0	0	0	0	0	0	0
Nov 13	Chi	W	1/1	5	4	1	0.0	0.0	0	0	0	0	1	4
Nov 20	at KC	W	1/1	7	6	1	0.0	0.0	0	0	0	0	0	0
Nov 27	Sea	W	1/1	6	4	2	1.0	6.0	0	0	0	0	0	0
Dec 4	at SD	W	1/1	7	5	2	0.0	0.0	0	0	0	0	0	0
Dec 11	NO	W	1/1	7	6	1	0.0	0.0	0	0	1	0	0	0
Dec 18	at Dal	L	1/1	21	11	10	0.0	0.0	0	0	0	1	0	0
Dec 24	at NO	L	1/1	10	5	5	0.0	0.0	0	0	2	0	0	0
Jan 1	Car	W	1/1	6	4	2	0.0	0.0	0	0	1	0	0	0
TOTALS			16/16	145	108	37	3.0	8.0	1	38t	7	1	1	0

2017 (Tampa Bay)

Date	Opp	W/L	P/S	Tot	Sol	Ast	Sk	Yds	Int	Yds	PD	FF	FR	Yds
Sep 17	Chi	W	1/1	1	1	0	0.0	0.0	1	22	1	0	0	0
Sep 24	at Min	L	—	INACTIVE (Hamstring)				—	—	—	—	—	—	—
Oct 1	NYG	W	—	INACTIVE (Hamstring)				—	—	—	—	—	—	—
Oct 5	NE	L	—	INACTIVE (Hamstring)				—	—	—	—	—	—	—
Oct 15	at Arz	L	—	INACTIVE (Hamstring)				—	—	—	—	—	—	—
Oct 22	at Buf	L	1/1	9	6	3	0.0	0.0	0	0	0	0	0	0
Oct 29	Car	L	1/1	10	6	4	0.0	0.0	0	0	0	0	0	0
Nov 5	at NO	L	1/1	7	4	3	0.0	0.0	0	0	0	0	0	0
Nov 12	NYJ	W	1/1	4	3	1	0.0	0.0	0	0	1	1	0	0
Nov 19	at Mia	W	1/1	8	6	2	0.0	0.0	1	20	1	0	0	0
Nov 26	at Atl	L	1/1	8	8	0	0.0	0.0	0	0	0	0	0	0
Dec 3	at GB	L	1/1	6	2	4	0.0	0.0	0	0	0	0	0	0
Dec 10	Det	L	1/1	12	7	5	0.0	0.0	0	0	0	0	0	0
Dec 18	Atl	L	1/1	13	13	0	0.0	0.0	0	0	0	0	0	0
Dec 24	at Car	L	1/1	8	4	4	0.0	0.0	1	28	1	0	0	0
Dec 31	No	W	1/1	11	10	1	0.0	0.0	0	0	0	0	0	0
TOTALS			12/12	97	70	27	0.0	0.0	3	70	4	1	0	0

2018 (Tampa Bay)

Date	Opp	W/L	P/S	Tot	Sol	Ast	Sk	Yds	Int	Yds	PD	FF	FR	Yds
Sep 9	at NO	W	1/1	9	5	4	0.0	0.0	0	0	0	1	0	0
Sep 16	Phi	W	1/1	7	6	1	1.0	0.0	0	0	0	1	0	0
Sep 24	Pit	L	1/1	8	5	3	0.0	0.0	0	0	0	0	0	0
Sep 30	at Chi	L	1/1	2	2	0	0.0	0.0	0	0	1	0	0	0
Oct 14	at Atl	L	1/1	12	11	1	0.0	0.0	0	0	0	0	0	0
Oct 21	Cle	W	1/1	7	5	2	0.0	0.0	0	0	1	0	0	0
PLACED ON INJURED RESERVE (Knee) ON 10/22														
TOTALS			6/6	45	34	11	1.0	0.0	0	0	2	2	0	0



91

ARIK ARMSTEAD

DL

6-7 | 290 | OREGON

11.15.93 | ELK GROVE, CA | 5TH YEAR | ACQUIRED D-1 IN '15

2019 HIGHLIGHTS

- Started all 16 games and registered single-season career-highs in tackles (54), sacks (10.0), FFs (2) and FRs (1). Also started all 3 post-season games and notched 8 tackles, 2.0 sacks and 1 FF.
- Sacked Buccaneers QB Jameis Winston at TB (9/8).
- On the first play of the game, brought down Bengals QB Andy Dalton for an 8-yd. loss at Cin. (9/15). Registered at least 1.0 sack in back-to-back games for the 2nd time in his career.
- Late in the 4th Qtr. with the 49ers trailing 17-20 vs. Pit (9/22), forced a Steelers RB James Conner fumble, marking his 2nd career FF [at Buf. (10/16/16)]. The fumble was recovered by DL DeForest Buckner, and the takeaway led to the game-winning TD pass from QB Jimmy Garoppolo to WR Dante Pettis.
- On the first play of the 2nd half at LAR (10/13), recovered a Rams fumble, marking the 1st FR of his career. The FR led to QB Jimmy Garoppolo's 1-yd. TD run. Also registered 0.5 sack on the day and tied his career-high with 6 tackles.
- Brought down Redskins QB Case Keenum for a 9-yd. loss at Was. (10/20).
- Recorded 2.0 sacks vs. Car. (10/27), his first career multi-sack game. Registered at least 1.0 sack in back-to-back games for the 3rd time in his career.
- Notched 1.5 sacks and 1 FF vs. Sea. (11/11). It marked his 2nd FF of the season 3rd of his career.
- Brought down Cardinals QB Kyler Murray vs. Arz. (11/17) for an 11-yd. loss. Has registered at least 1.0 sack in back-to-back games for the 4th time in his career and 3rd time this season.
- Registered 2.0 sacks vs. GB (11/24). This marked his 3rd game with at least 1.5 sacks. Has registered at least 1.0 sack in three consecutive games for the first time in his career.
- Made his postseason debut vs. Min. (1/11/20 - NFC-D) and registered 1.0 sack of Vikings QB Kirk Cousins and 2 tackles. Helped the 49ers defense hold the Vikings to 147 total net yds. (21 rushing and 126 passing). The 147 total net yds. allowed are the fewest allowed in a postseason game in franchise history. It also marked the fewest total net yds. allowed in an NFL postseason game since 1/3/15 [Carolina held Arz. to 78 total net yds. (27 rushing and 51 passing)]. The 21 rushing yds. allowed by the 49ers defense is the fewest allowed in a postseason game in franchise history.
- Notched 3 tackles and a strip-sack of Packers QB Aaron Rodgers vs. GB (1/19/20 - NFC-C), marking his first postseason FF.

GOLDMINE

- Armstead returned to his hometown of Sacramento this past off-season to host the second charity weekend for his foundation, Armstead Academic Project, which promotes equal opportunities through education. The festivities kicked off as teammates DeForest Buckner, Ronald Blair III, Richard Sherman, Sheldon Day, Jaquiski Tarrt and Ahkello Witherspoon joined Armstead for a charity gala and silent auction which raised more than \$100,000. Armstead then led a youth camp the following morning, where the children were able to get hands-on lessons from the NFL players. Throughout the day, Armstead stressed the importance of hard work, sportsmanship and teamwork.

ARMSTEAD'S GOLDEN NUGGETS

- Lists his parents, Guss and Christa, as the most influential people in his life. He also gives credit to his grandfather, Willie B. Armstead, an Air Force veteran, for instilling the value of integrity that his parents have passed along to him. "A lot of things he instilled in my dad have carried down to me. Having a family member who is more courageous than you can imagine and who served his country is a huge honor."
- Played both basketball and football at Oregon before focusing only on football in 2014.

ARMSTEAD'S GAME-BY-GAME

2019

Date	Opp	W/L	P/S	Tot	Sol	Ast	Sk	Yds	Int	Yds	PD	FF	FR	Yds
Sep 8	at TB	W	1/1	5	2	3	1.0	5.0	0	0	0	0	0	0
Sep 15	at Cin	W	1/1	3	2	1	1.0	8.0	0	0	0	0	0	0
Sep 22	Pit	W	1/1	1	1	0	0.0	0.0	0	0	0	1	0	0
Oct 7	Cle	W	1/1	5	3	2	0.0	0.0	0	0	0	0	0	0
Oct 13	at LAR	W	1/1	6	3	3	0.5	4.0	0	0	0	0	1	0
Oct 20	at Was	W	1/1	3	2	1	1.0	9.0	0	0	0	0	0	0
Oct 27	Car	W	1/1	3	3	0	2.0	11.0	0	0	0	0	0	0
Oct 31	at Arz	W	1/1	2	1	1	0.0	0.0	0	0	0	0	0	0
Nov 11	Sea	L	1/1	3	2	1	1.5	12.0	0	0	0	1	0	0
Nov 17	Arz	W	1/1	2	1	1	1.0	11.0	0	0	0	0	0	0
Nov 24	GB	W	1/1	5	2	3	2.0	13.0	0	0	0	0	0	0
Dec 1	at Bal	L	1/1	4	1	3	0.0	0.0	0	0	0	0	0	0
Dec 8	at NO	W	1/1	4	3	1	0.0	0.0	0	0	0	0	0	0
Dec 15	Atl	L	1/1	3	2	1	0.0	0.0	0	0	1	0	0	0
Dec 21	LAR	W	1/1	4	4	0	0.0	0.0	0	0	1	0	0	0
Dec 29	at Sea	W	1/1	1	0	1	0.0	0.0	0	0	0	0	0	0
TOTALS				16/16	54	32	22	10.073.0	0	0	2	2	1	0

2019 Postseason

Date	Opp	W/L	P/S	Tot	Sol	Ast	Sk	Yds	Int	Yds	PD	FF	FR	Yds
Jan 11	Min	W	1/1	2	2	0	1.0	8.0	0	0	0	0	0	0
Jan 19	GB	W	1/1	3	3	0	1.0	7.0	0	0	0	1	0	0
Feb 2	at KC	L	1/1	3	2	1	0.0	0.0	0	0	0	0	0	0
TOTALS				3/3	8	7	1	2.015.0	0	0	0	1	0	0





GOLDMINE (CONTINUED)

- Members of the 49ers defensive line spent time with 25 local youth from the Fam 1st Foundation at Shoe Palace for a special holiday shopping experience on December 16, 2019. The Fam 1st Foundation is based in Oakland and focuses on underserved youth, aiming to build new generations of innovative thinkers to create solutions for the future of Oakland and beyond.



- NFL players had the opportunity to participate in the NFL's annual My Cause, My Cleats campaign during Week 14 of the 2019 season. Armstead and his teammates represented their respective causes with custom-designed cleats in an effort to raise awareness and funding. In choosing the foundation Arik Armstead Academic Project which focuses on education equity, "I play for all children to have the right to quality education," said Armstead.



- In 2017, Armstead returned to his hometown of Sacramento to hold his Annual free youth football camp. The camp was held in Elk Grove, CA and sponsors made it possible for 200 scholarships to be offered to interested kids. The kids participated in both football and conditioning drills with the players and then were allowed to ask questions to discuss not only football, but school, healthy choices, and other topics. Armstead's goal was to provide campers with a unique experience on the football field, as well as insight into the hard work and dedication that are needed to make it to the NFL. "I want the kids to enjoy themselves while also coming away learning that they can do whatever they put their mind to," said Armstead. "I want to teach them the things that helped me get where I am now like the importance of education, work ethic, and faith."



- If Armstead wasn't in the NFL, he would be playing basketball. He was a three-year starter in basketball at Pleasant Grove High School in Sacramento and played two years at the University of Oregon before focusing solely on football for the 2014 season. He entered his high school senior season listed as the number three prospect in NorCalPrep.com's Top 40 rankings for the class of 2012. "A big part of the recruiting pitch from Oregon was they were going to let me play two sports. We only lost 5 games during my time there. I wanted to go somewhere with the chance to win and be a part of something special."
- In honor of the NFL's Crucial Catch campaign, the 49ers hosted a fashion show on Tuesday, October 17th, 2017, featuring breast cancer and pediatric cancer warriors in apparel donated by Levi's®. Armstead, along with his 49ers teammates, walked the runway with cancer warriors as they shared their stories of strength and courage with the audience.



- Armstead's brother, Armond, was forced to retire before ever playing a down in the NFL. After playing collegiately at USC, Armond became an All-Star for the Toronto Argonauts of the Canadian Football League, helping the team win the league's 100th Grey Cup. He went on to sign with the New England Patriots in 2013, but medical issues forced him to hang up his cleats. "The biggest thing he has told me through this process is, 'at the end of the day, it's just football.' Having a brother who played at this level makes everything less overwhelming."
- In December of 2016, Armstead partnered with his local church to spread holiday cheer. Armstead bought more than 100 toys at Target and gave them away to children at the UC Davis Medical Center.



- During Super Bowl 50's Media Day, Armstead joined Sacramento's ABC10 sports team as a reporter to learn what it is like to cover NFL players during one of the most hectic events of the year. Held at SAP Center in San Jose, Armstead interviewed former teammates, fans, media members and Miss Universe. "It's like a feeding frenzy - everyone running around, and being part of that frenzy was a unique experience," said Armstead during the event.



GOLDMINE (CONTINUED)

- NFL players had the opportunity to participate in the NFL's annual My Cause, My Cleats campaign during a designated home game between Weeks 13-15 of 2018. Armstead and his teammates represented their respective causes with custom-designed cleats in an effort to raise awareness and funding.



- For Armstead, the NFL Draft process was a whirlwind tour. He went straight from the National Championship Game to San Diego to prepare for the NFL Combine and then to Sacramento for the Draft itself. However, his favorite part of the process was being drafted by a team so close to his hometown. "It's a dream come true. I'm blessed to be in this situation. Not a lot of other people are that close to home. Being able to play home games in front of my family is perfect for me."
- In April of 2018, Armstead worked with Leataata Floyd Elementary and 916 Ink to host a trip to the Imaginarium, where the young students developed their artistic abilities, while learning how to be better at communicating. The event was in conjunction with Armstead's foundation, which focuses on assisting at-risk youth, particularly through the means of education.

ARMSTEAD'S CAREER STATISTICS

YEAR	TEAM	GP	GS	TACKLES					YDS	INTERCEPTIONS					FUMBLES		
				TOT	SOL	AST	SACKS			INT	YDS	LG	TD	PD	FF	FR	YDS
2015	SF	16	1	19	13	6	2.0	12.0		0	0	—	0	0	0	0	0
2016	SF	8	4	21	11	10	2.5	4.5		0	0	—	0	0	1	0	0
2017	SF	6	6	16	8	8	1.5	8.5		0	0	—	0	1	0	0	0
2018	SF	16	16	48	33	15	3.0	19.0		0	0	—	0	0	0	0	0
2019	SF	16	16	54	32	22	10.0	73.0		0	0	—	0	2	2	1	0
TOTALS		62	43	158	97	61	19.0	117.0		0	0	—	0	3	3	1	0

PLAYOFFS

YEAR	TEAM	GP	GS	TACKLES					YDS	INTERCEPTIONS					FUMBLES		
				TOT	SOL	AST	SACKS			INT	YDS	LG	TD	PD	FF	FR	YDS
2019	SF	3	3	8	7	1	2.0	15.0		0	0	—	0	0	1	0	0
TOTALS		3	3	8	7	1	2.0	15.0		0	0	—	0	0	1	0	0

Milestones:

NFL Debut: vs. Min. (9/14/15); **First Start:** vs. StL (1/3/16); **First Sack:** Regular Season — at Arz. (9/27/15 — QB Carson Palmer); Postseason — vs. Min. (1/11/20 — QB Kirk Cousins); **First FF:** Regular Season — at Buf. (10/16/16 — QB Tyrod Taylor); Postseason — vs. GB (1/19/20 — QB Aaron Rodgers); **First FR:** at LAR (10/13/19 — QB Jared Goff); **First Multi-Sack Game:** vs. Car. (10/27/19 — 2.0; QB Kyle Allen); **Multi-Sack Games:** 3, Last vs. GB (11/24/19 — 2.0; QB Aaron Rodgers)

ARMSTEAD'S CAREER MULTI-SACK GAMES (3)

Date	Opp	Sacks	Yds	QB	Date	Opp	Sacks	Yds	QB
10/27/19	vs. Car.	2.0	11.0	Kyle Allen (2.0)	11/24/19	vs. GB	2.0	13.0	Aaron Rodgers (2.0)
11/11/19	vs. Sea.	1.5	12.0	Russell Wilson (1.5)					

ARMSTEAD'S CAREER HIGHS

Total Tackles: Regular Season — 6 (2 times) Last at LAR (10/13/19); Postseason — 3 (2 times) Last at KC (2/2/20)
Solo: Regular Season — 5 vs. LAR (10/21/18); Postseason — 3 vs. GB (1/19/20)
Assists: Regular Season — 4 (3 times) Last at LAC (9/30/18); Postseason — 1 at KC (2/2/20)
Sacks: Regular Season — 2.0 (2 times) Last vs. GB (11/24/19); Postseason — 1.0 (2 times) Last vs. GB (1/19/20)

Forced Fumbles: Regular Season — 1 (3 times) Last vs. Sea. (11/11/19); Postseason — 1 vs. GB (1/19/20)
Fumble Recoveries: Regular Season — 1 at LAR (10/13/19)
Passes Defensed: Regular Season — 1 (3 times) Last vs. LAR (12/21/19)

ARMSTEAD'S TRANSACTIONS

Originally a 1st-round (17th overall) draft choice by SF in 2015...Placed on the Injured Reserve List on 11/8/16...Placed on the Injured Reserve List on 10/17/17.



2018

- Started all 16 games and set single-season career highs in games started (16), tackles (48) and sacks (3.0).
- Sacked Chiefs QB Patrick Mahomes at KC (9/23) for his 1st sack of the season.
- Notched a career-high five solo tackles and brought down Rams QB Jared Goff for 1.0 sack vs. LAR (10/21).
- Brought down Cardinals QB Josh Rosen for a 9-yd. loss at Arz. (10/28), marking his 3rd sack of the season and 9th of his career. Registered at least 1.0 sack in consecutive games for the first time in his career.

2017

- Started all 6 games in which he appeared and registered 16 tackles, 1.5 sacks and 1 PD before being placed on the Injured Reserve List on 10/17.
- Brought down Seahawks QB Russell Wilson for an 8-yd. loss at Sea. (9/17).
- Along with LB Brock Coyle, shared a 1-yd. sack of Colts QB Jacoby Brissett at Ind. (10/8).

2016

- Appeared in 8 games (4 starts) and recorded 21 tackles, 2.5 sacks and 1 FF before being placed on the Injured Reserve List on 11/8.
- As a part of a 49ers defense that registered the 1st shutout on opening day in franchise history, recorded his 3rd career sack vs. LAR (9/12), taking down QB Case Keenum for a 4-yd. loss.
- Recorded 1.0 sack and the 1st FF of his career at Buf. (10/16), stripping the ball from Bills QB Tyrod Taylor.

2015

- Appeared in all 16 games (1 start) during his rookie season and totaled 19 tackles and 2.0 sacks.
- Registered 3 tackles and the 1st sack of his NFL career at Arz. (9/27), bringing down Cardinals QB Carson Palmer for a 4-yd. loss.
- Part of a defensive line unit that held the Falcons to 17 yds. rushing on 14 carries (1.2 avg.) vs. Atl. (11/8). This marked the 4th fewest rushing yds. allowed in a game by the 49ers since 2001.

COLLEGE

Played in 39 games and totaled 87 tackles, 4.0 sacks, 10.0 TFLs, 2 FRs, 1 FF and 2 PDs in his career. As a junior, earned All-Pac 12 Honorable Mention honors where he played in 13 games and registered 46 tackles, 2.5 sacks, 5.5 TFLs, 2 FRs and 1 FF. In 2013, played in 13 games and notched 15 tackles, 1.0 sack, 2.5 TFLs and 2 PDs. As a freshman, played in 13 games and tallied 16 tackles, 0.5 sack and 2.0 TFLs.

PERSONAL

- Majored in general social science.
- As a freshman at Oregon, joined the men's basketball team following the completion of the football season, redshirting for the program that claimed the Pac-12 Conference Tournament title and advanced to the Sweet 16 in the NCAA tournament.
- A two-way standout on the defensive and offensive lines at Pleasant Grove (Elk Grove, CA) HS, he participated in the U.S. Army All-American Game. As a senior, registered 42 tackles and 3.5 sacks.
- Armstead's father, Guss, played basketball at Sacramento State and his brother, Armond, played football at USC and spent a season with the New England Patriots before retiring from football in 2014.
- Born Arik Armstead (11/15/93) in Sacramento, CA.

INJURY REPORT

2016: Placed on the Injured Reserve List on 11/8 with a shoulder injury.

2017: Placed on the Injured Reserve List on 10/17 with a hand injury.



ARMSTEAD'S GAME-BY-GAME

2015

Date	Opp	W/L	P/S	Tot	Sol	Ast	Sk	Yds	Int	Yds	PD	FF	FR	Yds
Sep 14	Min	W	1/0	0	0	0	0.0	0.0	0	0	0	0	0	0
Sep 20	at Pit	L	1/0	0	0	0	0.0	0.0	0	0	0	0	0	0
Sep 27	at Arz	L	1/0	3	3	0	1.0	4.0	0	0	0	0	0	0
Oct 4	GB	L	1/0	2	1	1	0.0	0.0	0	0	0	0	0	0
Oct 11	at NYG	L	1/0	0	0	0	0.0	0.0	0	0	0	0	0	0
Oct 18	Bal	W	1/0	1	1	0	0.0	0.0	0	0	0	0	0	0
Oct 22	Sea	L	1/0	0	0	0	0.0	0.0	0	0	0	0	0	0
Nov 1	at StL	L	1/0	0	0	0	0.0	0.0	0	0	0	0	0	0
Nov 8	Atl	W	1/0	2	2	0	0.0	0.0	0	0	0	0	0	0
Nov 22	at Sea	L	1/0	5	2	3	0.0	0.0	0	0	0	0	0	0
Nov 29	Arz	L	1/0	0	0	0	0.0	0.0	0	0	0	0	0	0
Dec 6	at Chi	W	1/0	0	0	0	0.0	0.0	0	0	0	0	0	0
Dec 13	at Cle	L	1/0	1	1	0	1.0	8.0	0	0	0	0	0	0
Dec 20	Cin	L	1/0	2	0	2	0.0	0.0	0	0	0	0	0	0
Dec 27	at Det	L	1/0	2	2	0	0.0	0.0	0	0	0	0	0	0
Jan 3	StL	W	1/1	1	1	0	0.0	0.0	0	0	0	0	0	0
TOTALS			16/1	19	13	6	2.0	12.0	0	0	0	0	0	0

2016


Date	Opp	W/L	P/S	Tot	Sol	Ast	Sk	Yds	Int	Yds	PD	FF	FR	Yds
Sep 12	LAR	W	1/0	1	1	0	1.0	4.0	0	0	0	0	0	0
Sep 18	at Car	L	1/0	2	1	1	0.0	0.0	0	0	0	0	0	0
Sep 25	at Sea	L	1/0	1	1	0	0.0	0.0	0	0	0	0	0	0
Oct 2	Dal	L	1/0	2	0	2	0.0	0.0	0	0	0	0	0	0
Oct 6	Arz	L	1/1	6	2	4	0.0	0.0	0	0	0	0	0	0
Oct 16	at Buf	L	1/1	3	3	0	1.0	0.0	0	0	0	1	0	0
Oct 23	TB	L	1/1	4	3	1	0.5	0.5	0	0	0	0	0	0
Nov 6	NO	L	1/1	2	0	2	0.0	0.0	0	0	0	0	0	0
PLACED ON INJURED RESERVE (Shoulder) ON 11/8														
TOTALS			8/4	21	11	10	2.5	4.5	0	0	0	1	0	0

2017

Date	Opp	W/L	P/S	Tot	Sol	Ast	Sk	Yds	Int	Yds	PD	FF	FR	Yds
Sep 10	Car	L	1/1	3	3	0	0.0	0.0	0	0	0	0	0	0
Sep 17	at Sea	L	1/1	4	1	3	1.0	8.0	0	0	0	0	0	0
Sep 21	LAR	L	1/1	1	1	0	0.0	0.0	0	0	0	0	0	0
Oct 1	at Arz	L	1/1	0	0	0	0.0	0.0	0	0	0	0	0	0
Oct 8	at Ind	L	1/1	5	1	4	0.5	0.5	0	0	1	0	0	0
Oct 15	at Was	L	1/1	3	2	1	0.0	0.0	0	0	0	0	0	0
PLACED ON INJURED RESERVE (Hand) ON 10/17														
TOTALS			6/6	16	8	8	1.5	8.5	0	0	1	0	0	0

2018

Date	Opp	W/L	P/S	Tot	Sol	Ast	Sk	Yds	Int	Yds	PD	FF	FR	Yds
Sep 9	at Min	L	1/1	5	3	2	0.0	0.0	0	0	0	0	0	0
Sep 16	Det	W	1/1	3	3	0	0.0	0.0	0	0	0	0	0	0
Sep 23	at KC	L	1/1	2	2	0	1.0	1.0	0	0	0	0	0	0
Sep 30	at LAC	L	1/1	5	1	4	0.0	0.0	0	0	0	0	0	0
Oct 7	Arz	L	1/1	3	3	0	0.0	0.0	0	0	0	0	0	0
Oct 15	at GB	L	1/1	3	3	0	0.0	0.0	0	0	0	0	0	0
Oct 21	LAR	L	1/1	5	5	0	1.0	9.0	0	0	0	0	0	0
Oct 28	at Arz	L	1/1	3	2	1	1.0	9.0	0	0	0	0	0	0
Nov 1	Oak	W	1/1	2	2	0	0.0	0.0	0	0	0	0	0	0
Nov 12	NYG	L	1/1	2	2	0	0.0	0.0	0	0	0	0	0	0
Nov 25	at TB	L	1/1	1	1	0	0.0	0.0	0	0	0	0	0	0
Dec 2	at Sea	L	1/1	2	1	1	0.0	0.0	0	0	0	0	0	0
Dec 9	Den	W	1/1	4	3	1	0.0	0.0	0	0	0	0	0	0
Dec 16	Sea	W	1/1	5	2	3	0.0	0.0	0	0	0	0	0	0
Dec 23	Chi	L	1/1	1	0	1	0.0	0.0	0	0	0	0	0	0
Dec 30	at LAR	L	1/1	2	0	2	0.0	0.0	0	0	0	0	0	0
TOTALS			16/16	48	33	15	3.0	19.0	0	0	0	0	0	0



3

QB

C.J. BEATHARD

6-2 | 215 | IOWA

11.16.93 | FRANKLIN, TN | 3RD YEAR | ACQUIRED D-3B IN '17

CAREER HIGHLIGHTS

- According to the Elias Sports Bureau, with his 4-yd. TD run vs. Dal. (10/22/17), he became the 3rd 49ers rookie quarterback to register a rushing TD since the merger in 1970 and the 1st since 1976 (QB Tom Owen - 1974; QB Scott Bull - 1976).
- In his 1st career start vs. Dal. (10/22/17), completed 22 of 38 atts. for 235 yds.
- His 83-yd. TD pass to WR Marquise Goodwin vs. NYG (11/12/17) set the franchise record for the longest comp. by a rookie QB.
- With his 83-yd. TD pass to WR Marquise Goodwin and 47-yd. TD pass to TE Garrett Celek vs. NYG (11/12/17), he became the 1st rookie QB in franchise history to have 2 TD passes of 45-or-more yds. in a single game.

GOLDMINE

- Beathard comes from a family steeped in football tradition. His grandfather, Bobby Beathard, spent 38 years working in the NFL, including 22 seasons as general manager of the Washington Redskins (1978-88) and San Diego Chargers (1989-2000). As a general manager of the Redskins, he served as the architect of Washington's Super Bowl winning teams in 1982 (Super Bowl XVII) and 1987 (Super Bowl XXII). He was inducted into the Pro Football Hall of Fame in 2018.



BEATHARD'S GOLDEN NUGGETS

- His last name is pronounced BETH-urd.
- Comes from a family rich in football tradition as his grandfather, Bobby Beathard, spent 38 years working in the NFL, including 22 seasons as general manager of the Washington Redskins (1978-88) and San Diego Chargers (1989-2000). He was inducted into the Pro Football Hall of Fame in 2018.
- Comes from a family who is equally as passionate about music as they are about sports. His father, Casey, played wide receiver at Elon College before becoming an accomplished country music songwriter who has penned hit songs for artists such as Billy Ray Cyrus and Kenny Chesney. His older brother, Tucker, was a standout baseball player who turned down a scholarship to Middle Tennessee and is now a rising country music singer and songwriter. Beathard's youngest brother, Clay, also plays quarterback and was named Tennessee's "Mr. Football" for his division in 2014. Growing up, the Beathard brothers formed a band that performed at local talent shows. C.J. played lead guitar and wrote most of the songs, while Tucker played drums and Clay assisted on guitar.
- Played with fellow 49er TE George Kittle at Iowa (2012-16).

BEATHARD'S GAME-BY-GAME

2019	Date	Opp	W/L	P/S	Att	Cmp	Pct	Yds	TD	Int	Lg	Sk/Yds	Rtg	Rsh	Yds	TD	Total Net Yds.	Pct. Offense
Sep 8	at TB	W	-	-	-	-	-	-	-	-	INACTIVE	-	-	-	-	-	-	-
Sep 15	at Cin	W	-	-	-	-	-	-	-	-	INACTIVE	-	-	-	-	-	-	-
Sep 22	Pit	W	-	-	-	-	-	-	-	-	INACTIVE	-	-	-	-	-	-	-
Oct 7	Cle	W	-	-	-	-	-	-	-	-	INACTIVE	-	-	-	-	-	-	-
Oct 13	at LAR	W	-	-	-	-	-	-	-	-	INACTIVE	-	-	-	-	-	-	-
Oct 20	at Was	W	-	-	-	-	-	-	-	-	INACTIVE	-	-	-	-	-	-	-
Oct 27	Car	W	-	-	-	-	-	-	-	-	INACTIVE	-	-	-	-	-	-	-
Oct 31	at Arz	W	-	-	-	-	-	-	-	-	INACTIVE	-	-	-	-	-	-	-
Nov 11	Sea	L	-	-	-	-	-	-	-	-	INACTIVE	-	-	-	-	-	-	-
Nov 17	Arz	W	-	-	-	-	-	-	-	-	INACTIVE	-	-	-	-	-	-	-
Nov 24	GB	W	-	-	-	-	-	-	-	-	INACTIVE	-	-	-	-	-	-	-
Dec 1	at Bal	L	-	-	-	-	-	-	-	-	INACTIVE	-	-	-	-	-	-	-
Dec 8	at NO	W	-	-	-	-	-	-	-	-	INACTIVE	-	-	-	-	-	-	-
Dec 15	Atl	L	-	-	-	-	-	-	-	-	INACTIVE	-	-	-	-	-	-	-
Dec 21	LAR	W	-	-	-	-	-	-	-	-	INACTIVE	-	-	-	-	-	-	-
Dec 21	LAR	W	-	-	-	-	-	-	-	-	INACTIVE	-	-	-	-	-	-	-
Dec 29	at Sea	W	-	-	-	-	-	-	-	-	INACTIVE	-	-	-	-	-	-	-
TOTALS			0/0	0	0	-	0	0	0	-	0/0	-	-	0	0	0	0	0%

2019 Postseason

Date	Opp	W/L	P/S	Att	Cmp	Pct	Yds	TD	Int	Lg	Sk/Yds	Rtg	Rsh	Yds	TD	Total Net Yds.	Pct. Offense
Jan 11	Min	W	-	-	-	-	-	-	-	INACTIVE	-	-	-	-	-	-	-
Jan 19	GB	W	-	-	-	-	-	-	-	INACTIVE	-	-	-	-	-	-	-
Feb 2	at KC	L	-	-	-	-	-	-	-	INACTIVE	-	-	-	-	-	-	-
TOTALS			0/0	0	0	-	0	0	0	-	0/0	-	-	0	0	0	0%



GOLDMINE (CONTINUED)

- NFL players had the opportunity to participate in the NFL's annual My Cause, My Cleats campaign during Week 14 of the 2019 season. Beathard and his teammates represented their respective causes with custom-designed cleats in an effort to raise awareness and funding. In choosing the American Cancer Society, Beathard said, "I play for my Aunt Karen."
- The 49ers worked alongside the humanitarian-relief organization Convoy of Hope on December 4, 2018, and hosted 1,500 guests in-need from Bay Area nonprofits and schools at Levi's® Stadium for a free holiday resource fair. Beathard and his 49ers teammates distributed groceries, toys, books, shoes and other holiday offerings to the guests. The attendees also received haircuts, utilized health resources and took family portraits or professional headshots. Convoy of Hope is a nonprofit organization that directs children's feeding initiatives, hosts community outreach programs and provides disaster response resources to those in need in the Bay Area and throughout the world.



- Beathard and his teammates surprised guests of the CityTeam Men's Program and House of Grace on November 20, 2018, at Levi's Stadium. The group believed they were just taking a tour of the stadium, but they were in fact joining the 49ers players for a night full of exciting events. The guests received a make-over and haircut, selected a new outfit from Dockers, snapped a new headshot and then shared a Thanksgiving dinner with the 49ers players.
- During his time at Iowa, Beathard earned the nickname "Sunshine" from Hawkeye fans because his long, flowing hair resembled the character with the same nickname from the football movie "Remember The Titans." In 2015, he cut off his hair and donated it to Wigs For Kids, a non-profit organization that makes wigs to support children who have lost their hair due to medical issues at no cost to children or their families.



- The 49ers joined forces with Martha's Kitchen of San Jose as part of their Community Tuesday kickoff event on September 11, 2018. Beathard and teammates took part in the event by serving dinner to nearly 200 residents in need, refilling beverages and bussing tables. Both the 49ers and Levi's Stadium partner with Martha's Kitchen throughout the year by donating excess food after stadium events. Martha's Kitchen's mission is to "feed the hungry with dignity, no questions asked, no judgements made."



- As part of the 49ers annual Thanksgiving celebrations, Beathard and his teammates visited Cityteam San Jose to serve a holiday feast to over 300 people in need in 2017. Guests enjoyed turkey along with all of the usual holiday sides, while getting to know the 49ers.
- In August of 2016, Beathard joined his younger brother, singer/songwriter Tucker Beathard, on stage at the first-ever concert at Iowa's Kinnick Stadium. Tucker, one of country music's rising stars, saw his song "Rock On" become a top-10 hit on Billboard's country chart. While performing a new track called "I'll Take On The World With You," which he co-wrote about the bond between he and his siblings, Tucker brought his older brother and former childhood bandmate onto the stage for a moment the two will never forget. "Ever since C.J. started at Iowa, playing a show at Kinnick Stadium was one of those unreachable dreams that you never think will actually come true," said Tucker. "Our whole family lives for sports and music...it's what bonds us together going back to my grandpa and his years in the NFL. It was awesome to be invited to the Back Porch Revival and to see those two worlds collide in front of a stadium full of people. I'll never forget it!"





GOLDMINE (CONTINUED)

- Beathard and his teammates joined Levi's in support of breast, colon and pediatric cancer warriors at the Crucial Catch Fashion Show presented by Dignity Health on October 2, 2018 after posing for a photoshoot. 49ers players and cancer warriors took to the runway to show off their attire and share their stories of strength and courage with the audience.



- On November 26th, 2019, the 49ers teamed up with Martha's Kitchen of San Jose to serve Thanksgiving dinner to over 300 people in need. Members of the team served food, bussed tables and re-filled beverages. The team also provided toiletries and giveaways to all those in attendance.



- Beathard became a father in December of 2016, just months before being selected in the 3rd round by San Francisco. A year later, he celebrated his daughter Lyla's first birthday at the conclusion of his rookie season. Beathard considers his daughter's birth one of the greatest and proudest moments of his life. "The love I have experienced for her over this past year is something I never knew was possible," Beathard said. "I am thankful for all of the joy she brings to my life."



- NFL players had the opportunity to participate in the NFL's annual My Cause, My Cleats campaign during a designated home game between Weeks 13-15 of 2018. Beathard and his teammates represented their respective causes with custom-designed cleats in an effort to raise awareness and funding. The Austen Everett Foundation works to empower kids in their fight against cancer through the strength and support of athletic teams.

BEATHARD'S CAREER STATISTICS

YEAR	TEAM	GP	GS	PASSING										RUSHING				
				ATT	CMP	PCT	YDS	TD	INT	LG	SK	LST	RTG	ATT	YDS	AVG	LG	TD
2017	SF	7	5	224	123	54.9	1,430	4	6	83t	19	141	69.2	26	136	5.2	16	3
2018	SF	6	5	169	102	60.4	1,252	8	7	82t	18	156	81.8	19	69	3.6	9	1
2019	SF	0	0	0	0	—	0	0	0	—	0	0	0.0	0	0	—	—	0
TOTALS		13	10	393	225	57.3	2,682	12	13	83t	37	297	74.6	45	205	4.6	16	4

PLAYOFFS

YEAR	TEAM	GP	GS	PASSING										RUSHING				
				ATT	CMP	PCT	YDS	TD	INT	LG	SK	LST	RTG	ATT	YDS	AVG	LG	TD
2019	SF	0	0	0	0	—	0	0	0	—	0	0	0.0	0	0	—	—	0
TOTALS		0	0	0	0	—	0	0	0	—	0	0	0.0	0	0	—	—	0

Additional Statistics:

Fumbles—Lost — 8—5: 2017 (3—2); 2018 (5—3)

Tackles — 2: 2017 (1); 2018 (1)

Fumble Recoveries — 2: 2018 (2)

Milestones:

NFL Debut: at Arz. (10/1/17); **First Start:** vs. Dal. (10/22/17); **First Completion:** at Was. (10/15/17 — 13-yd. pass to TE Garrett Celek); **First Passing TD:** at Was. (10/15/17 — 45-yd. pass to WR Aldrick Robinson); **First Rushing TD:** vs. Dal. (10/22/17 — 4-yd. run); **First 300—Yd. Game:** vs. Arz. (10/7/18 — 349 yds.); **300—Yd. Games:** 1 — vs. Arz. (10/7/18 — 349 yds.)

BEATHARD'S CAREER 300-YARD PASSING GAMES (1)

Date	Opp	Att	Cmp	Yds	TD
10/7/18	vs. Arz.	54	34	349	2

BEATHARD'S CAREER HIGHS

Passes Attempted: Regular Season — 54 vs. Arz. (10/7/18)
Completions: Regular Season — 34 vs. Arz. (10/7/18)
Completion Percentage: Regular Season — 76.0 vs. NYG (11/12/17)
Passing Yards: Regular Season — 349 vs. Arz. (10/7/18)
Long Pass: Regular Season — 83t vs. NYG (11/12/17)
QB Rating: Regular Season — 123.4 vs. NYG (11/12/17)

Passing Touchdowns: Regular Season — 2 (4 times) Last at GB (10/15/18)
Rushes: Regular Season — 7 at LAC (9/30/18)
Rushing Yards: Regular Season — 40 at Phi. (10/29/17)
Long Rush: Regular Season — 16 vs. Dal. (10/22/17)
Rushing Touchdowns: Regular Season — 1 (4 times) Last vs. Arz. (10/7/18)

BEATHARD'S CAREER HIGHS

Originally the second of two 3rd-round (104th overall) draft choices by SF in 2017.



2018

- Played in 6 games (5 starts) and completed 102 of 169 atts. for 1,252 yds. and 8 TDs.
- Completed 23 of 37 atts. for 298 yds. and tied his career high with 2 TDs at LAC (9/30).
- Set single-game career highs in comps. (34), atts. (54), passing yds. (349) and tied his career high with 2 passing TDs vs. Arz. (10/7). Also registered a 1-yd. TD run, marking his 1st rushing TD of the season and 4th of his career. The 34 comps. and 54 atts. were the most by a 49ers QB since 10/10/04 vs. Arz. (QB Tim Rattay - 38 of 57 for 417 yds. and 2 TDs).
- Completed 16 of 23 atts. for 245 yds. and tied his career-high with 2 TDs at GB (10/15).

2017

- Played in 7 games (5 starts) and completed 123 of 224 atts. for 1,430 yds. and 4 TDs. Set the single-season franchise record for atts. (224), comps. (123) and passing yds. (1,430) by a rookie QB. Added 26 carries for 136 yds. and 3 TDs rushing. His 3 rushing TDs set the single-season franchise record for rushing TDs by a rookie QB.
- Entered the game in the 2nd qtr. at Was. (10/15), and helped erase a 17-point deficit, as the 49ers tied the game 17-17 in the 3rd qtr. Finished the game completing 19 of 36 atts. for 245 yds., and his 1st career TD, a 45-yd. TD pass to WR Aldrick Robinson.
- In his 1st career start vs. Dal. (10/22), completed 22 of 38 passing atts. for 235 yds. His 235 passing yds. are the most by a 49ers rookie quarterback in their 1st career start.
- Added 5 rushing atts. for 30 yds. and his 1st career rushing TD vs. Dal. (10/22). According to the Elias Sports Bureau, Beathard became the 3rd 49ers rookie quarterback to register a rushing TD since the merger in 1970 and the 1st since 1976 (QB Tom Owen - 1974; QB Scott Bull - 1976).
- Completed 24 of 51 atts. for 294 yds., including a then-career-long 55-yd. completion to WR Marquise Goodwin vs. Arz. (11/5). Also had 3 carries for 16 yds. and 1 TD, marking his 2nd rushing TD of the season [1 rushing TD vs. Dal. (10/22/17)].
- Completed 19 of 25 atts. for 288 yds., 2 TDs, 1 INT and a QB rating of 123.4 vs. NYG (11/12). Connected on a 83-yd. TD pass to WR Marquise Goodwin to set the franchise record for the longest comp. by a rookie QB. Also had a 47-yd. TD pass to TE Garrett Celek to become the 1st rookie QB in franchise history to complete 2 TD passes of 45-or-more yds. in a single game. Added an 11-yd. TD run, marking his 3rd rushing TD of the season.

COLLEGE

In four seasons with Iowa, played in 41 games (28 starts) and completed 454 of 782 atts. for 5,562 yds., 40 TDs and 19 INTs. Finished his collegiate career ranked 6th in school history in career TD passes (40), 7th in comps. (454) and atts. (782) and 8th in passing yds. (5,562). In 2016, was named a captain and earned Academic All-Big Ten and honorable mention All-Big Ten honors. Also the recipient of the team's Hayden Fry Award, Most Valuable Player (offense) and the Players' Choice Award (offense). Started all 13 games and completed 170 of 301 atts., for 1,929 yds., 17 TDs and 10 INTs. As a junior, was named the team's Most Valuable Player (offense) and was named a captain. Also earned Second-Team All-Big Ten honors, the "Extra Heartbeat" Award (offense) and Players' Choice Award (offense). Started all 14 games and completed 223 of 362 atts. for 2,809 yds, 17 TDs and 5 INTs. As a sophomore, played in 9 games (1 start) and completed 52 of 92 atts. for 645 yds., 5 TDs and 2 INTs. In 2013, appeared in 5 games and completed 9 of 27 atts. for 179 yds., 1 TD and 2 INTs. Redshirted in 2012.

PERSONAL

- Attended Battle Ground Academy (Franklin, TN), and led the state of Tennessee in passing yds., comps. and TDs as a junior and senior.
- Earned first-team all-state honors and was runner-up for "Mr. Football Award" in Tennessee as a senior. Also named first-team all-region and region MVP as a junior and senior.
- Four-year letterman in both football and baseball.
- In December of 2016, Beathard and his longtime girlfriend, Madelyn Chupka, became parents to a girl, Lyla.
- Born Casey Jarrett Beathard (11/16/93) in Franklin, TN.
- Majored in leisure studies (recreation and sport business) at Iowa.



BEATHARD'S GAME-BY-GAME

Only games Beathard has appeared in on offense are listed

2017																Total	Pct.
Date	Opp	W/L	P/S	Att	Cmp	Pct	Yds	TD	Int	Lg	Sk/Yds	Rtg	Rsh	Yds	TD	Net Yds.	Offense
Oct 1	at Arz	L	1/0	0	0	—	0	0	0	—	0/0	—	0	0	0	0	0.0
Oct 15	at Was	L	1/0	36	19	52.8	245	1	1	45t	2/19	72.1	1	14	0	240	71.6
Oct 22	Dal	L	1/1	38	22	57.9	235	0	0	48	5/48	76.1	5	30	1	217	74.8
Oct 29	at Phi	L	1/1	36	17	47.2	167	1	2	24	4/23	46.9	6	40	0	184	77.3
Nov 5	Arz	L	1/1	51	24	47.1	294	0	1	55	5/28	57.1	3	16	1	282	85.7
Nov 12	NYG	W	1/1	25	19	76.0	288	2	1	83t	0/0	123.4	5	15	1	303	63.9
Nov 26	Sea	L	1/1	38	22	57.9	201	0	1	34	3/23	61.4	6	21	0	199	71.1
TOTALS			7/5	224	123	54.9	1,430	4	6	83t	19/141	69.2	26	136	3	1,425	25.5

2018																Total	Pct.
Date	Opp	W/L	P/S	Att	Cmp	Pct	Yds	TD	Int	Lg	Sk/Yds	Rtg	Rsh	Yds	TD	Net Yds.	Offense
Sep 23	at KC	L	1/0	0	0	—	0	0	0	—	0/0	—	0	0	0	0	0.0
Sep 30	at LAC	L	1/1	37	23	62.2	298	2	2	82t	1/10	82.9	7	19	0	307	84.3
Oct 7	Arz	L	1/1	54	34	63.0	349	2	2	45	4/49	78.4	2	7	1	307	68.7
Oct 15	at GB	L	1/1	23	16	69.6	245	2	1	67t	2/18	115.3	3	21	0	248	61.8
Oct 21	LAR	L	1/1	27	15	55.6	170	1	2	35	7/49	56.1	2	13	0	134	58.8
Oct 28	at Arz	L	1/1	28	14	50.0	190	1	0	55t	4/30	83.9	5	9	0	169	63.3
TOTALS			6/5	169	102	60.4	1,252	8	7	82t	18/156	81.8	19	69	1	1,165	20.2



98

RONALD BLAIR III

DL

6-4 | 270 | APPALACHIAN STATE

1.21.93 | GREENSBORO, GA | 4TH YEAR | ACQUIRED D-5A IN '16

2019 HIGHLIGHTS


- Played in 9 games and registered 21 tackles, 3.0 sacks and a single-season career-high 1 FR before being placed on the Injured Reserve List on 11/13.
- Scooped up a fumble by Buccaneers TE O.J. Howard at TB (9/8), marking his first career FR.
- Sacked Bengals QB Andy Dalton at Cin. (9/15). Also added 5 tackles.
- Tallied his 2nd sack of the season as he brought down Rams QB Jared Goff at LAR (10/13).
- Sacked QB Kyle Allen vs. Car. (10/27). Also added 3 tackles.

GOLDMINE

- The 49ers hosted the third annual Crucial Catch Fashion Show presented by Dignity Health on October 2nd, 2019, featuring cancer warriors representing all cancers as they modeled apparel donated by Levi's. Blair and his teammates were paired with each of the warriors to share their stories of strength and courage with the audience and walk the runway.



- In his hometown of Greensboro, GA, Blair has volunteered at Relay for Life, a branch of the American Cancer Society. The subject of cancer is near to Blair's heart, as his grandmother, Annie Ruth Peek, passed away from colon cancer while he was growing up. In the future, Blair aims to start his own foundation with the goal of creating a community where people who are going through life-changing experiences can call home. "I lost my grandmother to colon cancer. I lost my grandfather to a heart attack. My stepfather was in a car accident and is now a paraplegic. So, those people have a special place in my heart and I want to get involved in helping with causes like those."
- NFL players had the opportunity to participate in the NFL's annual My Cause, My Cleats campaign during Week 14 of the 2019 season. Blair and his teammates represented their respective causes with custom-designed cleats in an effort to raise awareness and funding. Blair chose to represent the American Heart Association on one cleat and the American Cancer Society on the other.



BLAIR III'S GOLDEN NUGGETS

- In June of 2019, Blair III held a free youth football camp in his hometown of Greensboro, GA, for children from grades 3-12. In addition to drills, the kids received camp t-shirts, lunch, gift bags and autographs from Blair III and other NFL players in attendance.
- Blair has volunteered at the Relay for Life in his hometown of Greensboro, GA. One day, he hopes to start his own foundation that would create a community for people going through life-changing experiences.
- Growing up, Blair's first sport was basketball, not football. His father put a basketball in his crib when he was one year old and Blair only switched to football once he realized his size was better suited for the gridiron.

BLAIR III'S GAME-BY-GAME

2019

Date	Opp	W/L	P/S	Tot	Sol	Ast	Sk	Yds	Int	Yds	PD	FF	FR	Yds
Sep 8	at TB	W	1/0	1	0	1	0.0	0.0	0	0	0	0	1	0
Sep 15	at Cin	W	1/0	5	4	1	1.0	5.0	0	0	0	0	0	0
Sep 22	Pit	W	1/0	3	0	3	0.0	0.0	0	0	0	0	0	0
Oct 7	Cle	W	1/0	1	1	0	0.0	0.0	0	0	0	0	0	0
Oct 13	at LAR	W	1/0	2	2	0	1.0	5.0	0	0	0	0	0	0
Oct 20	at Was	W	1/0	3	1	2	0.0	0.0	0	0	0	0	0	0
Oct 27	Car	W	1/0	4	4	0	1.0	12.0	0	0	0	0	0	0
Oct 31	at Arz	W	1/0	0	0	0	0.0	0.0	0	0	0	0	0	0
Nov 11	Sea	L	1/0	2	2	0	0.0	0.0	0	0	0	0	0	0

PLACED ON INJURED RESERVE (Knee) ON 11/13

TOTALS 9/0 21 14 7 3.0 22.0 0 0 0 0 1 0

GOLDMINE (CONTINUED)

- During the 2019 offseason, members of the 49ers took park in the Second Annual Picnic on the Field, located on the Levi's Stadium field. Blair III and his teammates spent the day taking pictures with fans, who enjoyed music, food and games in support of the 49ers Foundation. The foundation, in conjunction with NFL Huddle for 100, partnered with Amazon to fill 1,000 backpacks full of school supplies. Fans and players joined together to assemble the packs, which were distributed throughout the community to children in need.





GOLDMINE (CONTINUED)

- The 49ers, in partnership with Fresh Lifelines for Youth (FLY), visited the Santa Clara Juvenile Hall to work with residents on frustration management during the 2018 season. Blair III and his teammates held a discussion with the young people, and later divided into groups to engage in football drills that demonstrated the proper way to focus negative energy in a positive manner. After the drills, they held another discussion centered on making right decisions when it comes to frustration management.



- On October 15, 2019, Blair and his teammates spent time with fans and members of local Silicon Valley businesses to compete in a bowling tournament as the 49ers Foundation hosted the second annual 1st and Bowl Challenge. The funds raised at the event will support the charitable programs of the 49ers Foundation and benefit Bay Area youth.



- Blair III and his teammates surprised guests of the CityTeam Men's Program and House of Grace on November 20, 2018, at Levi's Stadium. The group believed they were just taking a tour of the stadium, but they were in fact joining the 49ers players for a night full of exciting events. The guests received a makeover and haircut, selected a new outfit from Dockers, snapped a new headshot and then shared a Thanksgiving dinner with the 49ers players.



- Blair cites the transition from 8th grade to high school, and specifically a conversation he had with his band director, as a key moment that stoked his competitive fire. Entering the 9th grade, his band director wanted him to continue playing the tuba in the school's band and not play football because he wouldn't see the field as a freshman. That year, Blair became a starter on varsity. "That's definitely one moment that sticks out and helped me develop in the football world," said Blair.

BLAIR III'S CAREER STATISTICS

YEAR	TEAM	GP	GS	TACKLES				YDS	INT	INTERCEPTIONS				PD	FUMBLES		
				TOT	SOL	AST	SACKS			YDS	LG	TD	PD		FF	FR	YDS
2016	SF	16	0	18	16	2	3.0	14.0	0	0	—	0	0	0	0	0	0
2017	SF	6	2	15	10	5	2.0	7.0	0	0	—	0	0	0	1	0	0
2018	SF	16	0	36	24	12	5.5	43.0	0	0	—	0	0	0	0	0	0
2019	SF	9	0	21	14	7	3.0	22.0	0	0	—	0	0	0	0	1	0
TOTALS		46	2	88	62	26	13.5	86.0	0	0	—	0	0	0	1	1	0

PLAYOFFS

YEAR	TEAM	GP	GS	TACKLES				YDS	INT	INTERCEPTIONS				PD	FUMBLES		
				TOT	SOL	AST	SACKS			YDS	LG	TD	PD		FF	FR	YDS
2019	SF	—	—	—	—INJURED RESERVE (Knee)			—	—	—	—	—	—	—	—	—	—
TOTALS		0	0	0	0	0	0.0	0.0	0	0	—	0	0	0	0	0	0

Milestones:

NFL Debut: vs. LAR (9/12/16); **First Start:** vs. Arz. (11/5/17); **First Sack:** vs. Dal. (10/2/16 — QB Dak Prescott); **First Multi-Sack Game:** vs. NYG (11/12/17 — 2.0; QB Eli Manning); **First FF:** vs. NYG (11/12/17 — QB Eli Manning); **First FR:** at TB (9/8/19)

BLAIR III'S CAREER MULTI-SACK GAMES (1)

Date	Opp	Sacks	Yds	QB
11/12/17	vs. NYG	2.0	7.0	Eli Manning (2.0)

BLAIR III'S CAREER HIGHS

Total Tackles: Regular Season — 6 at LAR (12/30/18)

Solo: Regular Season — 4 (3 times) Last at Cin. (9/15/19)

Assists: Regular Season — 3 (2 times) Last vs. Pit. (9/22/19)

Sacks: Regular Season — 2.0 vs. NYG (11/12/17)

Forced Fumbles: Regular Season — 1 vs. NYG (11/12/17)

Fumble Recoveries: Regular Season — 1 at TB (9/8/19)

BLAIR III'S TRANSACTIONS

Originally the first of three 5th-round (142nd overall) draft choices by SF in 2016...Placed on the Injured Reserve List on 9/3/17...Activated from the Injured Reserve List on 11/4/17... Placed on the Injured Reserve List on 11/13/19.



2018

- Saw action in all 16 games and set single-season career highs with 5.5 sacks and 36 tackles.
- Combined with DL DeForest Buckner on a sack of Vikings QB Kirk Cousins at Min. (9/9).
- Brought down Packers QB Aaron Rodgers for a 6-yd. loss at GB (10/15).
- Brought down Cardinals QB Josh Rosen for a 3-yd. loss at Arz. (10/28).
- Registered 1.0 sack of Raiders QB AJ McCarron vs. Oak. (11/1). Registered 1.0 sacks in consecutive games for the first time in his career.
- Sacked Seahawks QB Russell Wilson for a loss of 16 yds. at Sea. (12/2).
- Brought down Broncos QB Case Keenum for a loss of 10 yds. vs. Den. (12/9), marking the second time he has registered at least 1.0 sack in consecutive games.
- Set a single-game career high with 6 tackles at LAR (12/30).

2017

- Played in 6 games (2 starts) and tallied 15 tackles, 2.0 sacks and 1 FF after being activated from the Injured Reserve List on 11/4.
- Registered his 1st career multi-sack game vs. NYG (11/12), notching 2.0 sacks of Giants QB Eli Manning. Also tallied his 1st career FF on a strip-sack of Manning.

2016

- Appeared in all 16 games during his rookie season and registered 18 tackles and 3.0 sacks.
- Combined with CB Chris Davis to take down QB Dak Prescott vs. Dal. (10/2), marking the 1st sack of his NFL career.
- Recorded 2 tackles and the 1st full sack of his career at Mia. (11/27), taking down QB Ryan Tannehill for a 9-yd. loss.
- Notched the 3rd sack of his career and was part of a 49ers defense that allowed 177 net yds. (99 rush, 78 pass) at LAR (12/24), the fewest given up by the 49ers defense in a single game since 11/19/12 vs. Chi. (143; 85 rush, 58 pass).

COLLEGE

Started all 51 games in which he appeared in for the Mountaineers and registered 221 tackles, 21.0 sacks, 53.5 TFLs, 4 FRs, 2 FFs, 1 INT and 2 PDs. In 2015, was named Sun Belt Conference Defensive Student-Athlete of the Year and First-Team All-Sun Belt. Started all 13 games and tallied 71 tackles, 7.5 sacks, 19.0 TFLs, 1 FF, 1 FR and 1 INT. As a junior, was a Second-Team All-Sun Belt honoree. Started all 12 games and notched 43 tackles, 6.0 sacks, 13.0 TFLs, 1 FR and 1 PD. In 2013, started 2 games and recorded 7 tackles, 1.0 sack, 1.5 TFLs and 1 FR before receiving a medical redshirt. As a sophomore, named First-Team All-Southern Conference as he started all 12 games and registered 60 tackles, 3.0 sacks, 8.5 TFLs and 1 FR. In 2011, earned NCAA Division I FCS Freshman All-America honors from the College Sports Journal and was a Southern Conference All-Freshman Team honoree. Started all 12 games and tallied 40 tackles, 3.5 sacks, 11.5 TFLs, 1 FF and 1 PD.

PERSONAL

- Attended Greene County (Greensboro, GA) HS where he was named the 2010 Georgia Region 4-AA Defensive Player of the Year. Also was named honorable mention all-state by the Associated Press.
- As a senior, recorded 112 tackles, 9.0 sacks, 1 FR and 1 INT that he returned 70 yds. for a TD.
- Born Ronald Blair III (1/21/93) in Washington, D.C.
- Graduated with a degree in health promotion.

INJURY REPORT

2017: Placed on the Injured Reserve List on 9/3 with a thumb injury.

2019: Placed on the Injured Reserve List on 11/13 with a knee injury.



BLAIR III'S GAME-BY-GAME

2016

Date	Opp	W/L	P/S	Tot	Sol	Ast	Sk	Yds	Int	Yds	PD	FF	FR	Yds
Sep 12	LAR	W	1/0	0	0	0	0.0	0.0	0	0	0	0	0	0
Sep 18	at Car	L	1/0	0	0	0	0.0	0.0	0	0	0	0	0	0
Sep 25	at Sea	L	1/0	1	1	0	0.0	0.0	0	0	0	0	0	0
Oct 2	Dal	L	1/0	0	0	0	0.5	1.5	0	0	0	0	0	0
Oct 6	Arz	L	1/0	0	0	0	0.0	0.0	0	0	0	0	0	0
Oct 16	at Buf	L	1/0	0	0	0	0.0	0.0	0	0	0	0	0	0
Oct 23	TB	L	1/0	1	1	0	0.0	0.0	0	0	0	0	0	0
Nov 6	NO	L	1/0	3	3	0	0.0	0.0	0	0	0	0	0	0
Nov 13	at Arz	L	1/0	1	0	1	0.0	0.0	0	0	0	0	0	0
Nov 20	NE	L	1/0	4	4	0	0.0	0.0	0	0	0	0	0	0
Nov 27	at Mia	L	1/0	2	2	0	1.0	9.0	0	0	0	0	0	0
Dec 4	at Chi	L	1/0	0	0	0	0.0	0.0	0	0	0	0	0	0
Dec 11	NYJ	L	1/0	4	3	1	0.5	2.5	0	0	0	0	0	0
Dec 18	at Atl	L	1/0	0	0	0	0.0	0.0	0	0	0	0	0	0
Dec 24	at LAR	W	1/0	1	1	0	1.0	1.0	0	0	0	0	0	0
Jan 1	Sea	L	1/0	1	1	0	0.0	0.0	0	0	0	0	0	0
TOTALS			16/0	18	16	2	3.0	14.0	0	0	0	0	0	0

2018

Date	Opp	W/L	P/S	Tot	Sol	Ast	Sk	Yds	Int	Yds	PD	FF	FR	Yds
Sep 9	at Min	L	1/0	2	1	1	0.5	1.0	0	0	0	0	0	0
Sep 16	Det	W	1/0	1	1	0	0.0	0.0	0	0	0	0	0	0
Sep 23	at KC	L	1/0	2	2	0	0.0	0.0	0	0	0	0	0	0
Sep 30	at LAC	L	1/0	2	0	2	0.0	0.0	0	0	0	0	0	0
Oct 7	Arz	L	1/0	1	0	1	0.0	0.0	0	0	0	0	0	0
Oct 15	at GB	L	1/0	4	2	2	1.0	6.0	0	0	0	0	0	0
Oct 21	LAR	L	1/0	2	1	1	0.0	0.0	0	0	0	0	0	0
Oct 28	at Arz	L	1/0	3	3	0	1.0	3.0	0	0	0	0	0	0
Nov 1	Oak	W	1/0	1	1	0	1.0	7.0	0	0	0	0	0	0
Nov 12	NYG	L	1/0	2	2	0	0.0	0.0	0	0	0	0	0	0
Nov 25	at TB	L	1/0	1	1	0	0.0	0.0	0	0	0	0	0	0
Dec 2	at Sea	L	1/0	2	1	1	1.0	16.0	0	0	0	0	0	0
Dec 9	Den	W	1/0	3	3	0	1.0	10.0	0	0	0	0	0	0
Dec 16	Sea	W	1/0	1	0	1	0.0	0.0	0	0	0	0	0	0
Dec 23	Chi	L	1/0	3	2	1	0.0	0.0	0	0	0	0	0	0
Dec 30	at LAR	L	1/0	6	3	3	0.0	0.0	0	0	0	0	0	0
TOTALS			16/0	36	24	12	5.5	43.0	0	0	0	0	0	0

2017

Date	Opp	W/L	P/S	Tot	Sol	Ast	Sk	Yds	Int	Yds	PD	FF	FR	Yds	
Sep 10	Car	L	—	—	INJURED RESERVE (Thumb)								—	—	—
Sep 17	at Sea	L	—	—	INJURED RESERVE (Thumb)								—	—	—
Sep 21	LAR	L	—	—	INJURED RESERVE (Thumb)								—	—	—
Oct 1	at Arz	L	—	—	INJURED RESERVE (Thumb)								—	—	—
Oct 8	at Ind	L	—	—	INJURED RESERVE (Thumb)								—	—	—
Oct 15	at Was	L	—	—	INJURED RESERVE (Thumb)								—	—	—
Oct 22	Dal	L	—	—	INJURED RESERVE (Thumb)								—	—	—
Oct 29	at Phi	L	—	—	INJURED RESERVE (Thumb)								—	—	—
ACTIVATED FROM INJURED RESERVE ON 11/4															
Nov 5	Arz	L	1/1	3	2	1	0.0	0.0	0	0	0	0	0	0	
Nov 12	NYG	W	1/1	4	3	1	2.0	7.0	0	0	0	1	0	0	
Nov 26	Sea	L	1/0	5	4	1	0.0	0.0	0	0	0	0	0	0	
Dec 3	at Chi	W	1/0	0	0	0	0.0	0.0	0	0	0	0	0	0	
Dec 10	at Hou	W	—	—	INACTIVE			—	—	—	—	—	—	—	
Dec 17	Ten	W	—	—	INACTIVE			—	—	—	—	—	—	—	
Dec 24	Jax	W	1/0	2	0	2	0.0	0.0	0	0	0	0	0	0	
Dec 31	at LAR	W	1/0	1	1	0	0.0	0.0	0	0	0	0	0	0	
TOTALS			6/2	15	10	5	2.0	7.0	0	0	0	1	0	0	



97 NICK BOSA

6-4 | 266 | OHIO STATE

DL

10.23.97 | FORT LAUDERDALE, FL | ROOKIE | ACQUIRED D-1 IN '19

AWARDS & HONORS

2019: AP NFL Defensive Rookie of the Year, Pepsi Rookie of the Year, *Sporting News* Rookie of the Year, PFWA Rookie of the Year, PFWA Defensive Rookie of the Year, PFWA All-Rookie Team, NFC Pro Bowl, NFC Defensive Player of the Month (October), Defensive Rookie of the Month (October), NFC Defensive Player of the Week (Week 5 and Week 8)



CAREER HIGHLIGHTS

- Registered 9.0 sacks in his rookie season, the 4th-most by a 49ers rookie since 1982.

MOST SACKS IN A SINGLE SEASON BY A 49ERS ROOKIE, SINCE 1982

	Player	Year	Sacks
1.	LB Aldon Smith	2011	14.0
2.	LB Charles Haley	1986	12.0
3.	DT Dana Stubblefield	1993	10.5
4.	DL Nick Bosa	2019	9.0
5.	DE Andre Carter	2001	6.5

2019 HIGHLIGHTS

- Appeared in all 16 games (14 starts) and registered 47 tackles, 9.0 sacks, 1 INT, 1 FF and 2 FRs. Started all 3 postseason games and notched 15 tackles, 4.0 sacks, 2 PDs and 1 FF.
- Took down Buccaneers QB Jameis Winston for his 1st career sack in his NFL debut at TB (9/8).
- Named NFC Defensive Player of the Week as he registered 2.0 sacks, 1 FF and 1 FR vs. Cle. (10/7), marking his first career FF, FR and multi-sack game. According to ESPN Stats & Info, Bosa is the only 49ers player to register 2.0 sacks, 1 FF and 1 FR in a single-game in the last 25 years.
- Registered 7 tackles, 4 TFLs and 1.0 sack at Was. (10/20).
- Registered 3.0 sacks of Panthers QB Kyle Allen vs. Car. (10/27). He also added 4 tackles, 3 TFLs and his first career INT, which he returned 46 yds. to help set up 20-yd. FG by K Robbie Gould. Bosa joined Vikings DE/DT Kevin Williams (12/28/03) and Panthers DE Julius Peppers (10/13/02) as the only rookies to have at least 3.0 sacks and an interception in a single game since 1982. Bosa is the 6th player since 1982 to record at least 7.0 sacks through his first 7 career games.
- The 3.0 sacks vs. Car. (10/27) were the most by a member of the 49ers since LB Aldon Smith registered 5.5 sacks vs. Chi (11/19/12).
- At 22 years and 4 days old, became the 2nd-youngest player since sacks became an official statistic in 1982 to notch 3.0-or-more sacks in a game vs. Car. (10/27) [Colts LB Vernon Maxwell- 21 years and 321 days old; 3.0 sacks vs. Den. (9/11/83)].
- With 3.0 sacks in the 1st half vs. Car. (10/27), joined LB Aldon Smith [vs. Chi. (11/19/12)] and DE Bryant Young [vs. StL (9/11/05)] as the only member of the 49ers since 1991 with 3.0-or-more sacks in the 1st half of a game.

BOSA'S GOLDEN NUGGETS

- His father, John, was selected 16th overall by the Miami Dolphins in the 1987 NFL Draft. The following season, Miami chose his future uncle, Eric Kumerow, also 16th overall.
- The San Diego Chargers selected his brother, Joey, 3rd overall in the 2016 NFL Draft.
- The Bosa brothers had nicknames growing up, with Joey's being Big Bear and Nick's as Smaller Bear.
- In 2017, was the winner of the Big Ten's Smith-Brown Defensive Lineman of the Year Award, becoming the fourth-consecutive member of Ohio State to win the award, following his brother, Joey (2014-15) and Indianapolis Colts DE Tyquan Lewis (2016).



BOSA'S GAME-BY-GAME

2019

Date	Opp	W/L	P/S	Tot	Sol	Ast	Sk	Yds	Int	Yds	PD	FF	FR	Yds
Sep 8	at TB	W	1/0	3	2	1	1.0	9.0	0	0	0	0	0	0
Sep 15	at Cin	W	1/0	0	0	0	0.0	0.0	0	0	0	0	0	0
Sep 22	Pit	W	1/1	1	1	0	0.0	0.0	0	0	0	0	0	0
Oct 7	Cle	W	1/1	4	4	0	2.0	21.0	0	0	0	1	1	0
Oct 13	at LAR	W	1/1	1	0	1	0.0	0.0	0	0	0	0	0	0
Oct 20	at Was	W	1/1	7	5	2	1.0	11.0	0	0	0	0	0	0
Oct 27	Car	W	1/1	4	4	0	3.0	25.0	1	46	1	0	0	0
Oct 31	at Arz	W	1/1	1	1	0	0.0	0.0	0	0	0	0	0	0
Nov 11	Sea	L	1/1	8	3	5	0.0	0.0	0	0	0	0	0	0
Nov 17	Arz	W	1/1	3	1	2	0.0	0.0	0	0	0	0	0	0
Nov 24	GB	W	1/1	3	2	1	1.0	9.0	0	0	0	0	1	6
Dec 1	at Bal	L	1/1	1	1	0	0.0	0.0	0	0	0	0	0	0
Dec 8	at NO	W	1/1	2	2	0	0.0	0.0	0	0	1	0	0	0
Dec 15	Atl	L	1/1	3	1	2	1.0	2.0	0	0	0	0	0	0
Dec 21	LAR	W	1/1	0	0	0	0.0	0.0	0	0	0	0	0	0
Dec 29	at Sea	W	1/1	6	5	1	0.0	0.0	0	0	0	0	0	0
TOTALS				16/14	47	32	15	9.0 77.0	1	46	2	1	2	6

2019 Postseason

Date	Opp	W/L	P/S	Tot	Sol	Ast	Sk	Yds	Int	Yds	PD	FF	FR	Yds
Jan 11	Min	W	1/1	6	6	0	2.0	15.0	0	0	1	0	0	0
Jan 19	GB	W	1/1	4	2	2	1.0	13.0	0	0	0	0	0	0
Feb 2	at KC	L	1/1	5	3	2	1.0	7.0	0	0	1	1	0	0
TOTALS				3/3	15	11	4	4.0 35.0	0	0	2	1	0	0



2019 HIGHLIGHTS (CONTINUED)


- Recovered a Packers QB Aaron Rodgers fumble vs. GB (11/24), marking the 2nd FR of his career. The takeaway set up a 2-yd. TD run by RB Tevin Coleman on the next play. Also sacked Rodgers for a 9-yd. loss. Also registered 3 tackles and 1.0 sack.
- Registered 2 tackles and 1.0 sack of Falcons QB Matt Ryan vs. Atl. (12/15).
- Made his postseason debut vs. Min. (1/11/20 - NFC-D) and registered 2.0 sacks of Vikings QB Kirk Cousins and 6 tackles. Joined DT Dana Stubblefield [2.0 sacks vs. NYG (1/15/94) and NT Michael Carter [2.0 sacks vs. Chi. (1/6/85)] as the only 49ers rookies since 1982 to have 2.0 sacks-or-more in a postseason game. Helped the 49ers defense hold the Vikings to 147 total net yds. (21 rushing and 126 passing). The 147 total net yds. allowed are the fewest allowed in a postseason game in franchise history. It also marked the fewest total net yds. allowed in an NFL postseason game since 1/3/15 [Carolina held Arz. to 78 total net yds. (27 rushing and 51 passing)]. The 21 rushing yds. allowed by the 49ers defense is the fewest allowed in a postseason game in franchise history.
- Registered 4 tackles and 1.0 sack of Packers QB Aaron Rodgers vs. GB (1/19/20 - NFC-C). Became the first 49ers rookie to register 3.0-or-more sacks in his first 2 postseason games, since sacks became an official statistic in 1982. Became the first rookie in the NFL with 3.0-or-more sacks in a single postseason since Texans DE J.J. Watt (3.5) and LB Brooks Reed (3.5) in 2011.
- Registered 5 tackles, 1.0 sack, 1 FF and 1 PD at KC (2/2/20 - SB). Became the first rookie in the NFL with 4.0-or-more sacks in a single postseason since Patriots DE Garin Veris (4.0) in 1985 and just the 3rd rookie with 4.0-or-more sacks in a single postseason, since 1982.

ROOKIES WITH THE MOST SACKS IN A SINGLE POSTSEASON, SINCE 1982

<u>Player</u>	<u>Team</u>	<u>Season</u>	<u>Sacks</u>
Greg Townsend	Los Angeles Raiders	1983	4.5
Nick Bosa	San Francisco 49ers	2019	4.0
Garin Veris	New England Patriots	1985	4.0

GOLDMINE

- Participated in the 49ers Annual Community Day, helping pack more than 31,000 nutritious meals in collaboration with Feeding Children Anywhere. The meals, along with groceries and backpacks, were distributed to those most in need in East San Jose.
- Bosa's father, John, a former member of the Miami Dolphins, encouraged sons Nick and Joey to try other sports like tennis, golf and baseball. However, Nick only had one sport in mind, and he let his parents know it. "Nick threw temper tantrums," John said. After successfully convincing his parents to let him play football, Nick gave everything he had to the sport. Even as a kid on the field, he wasn't afraid to speak his mind. Early in his football career, Cheryl watched from the sideline at practice as Nick approached a coach. "I find out later they'd put Nick with the offense," she recalled. "And he walked up to this guy, totally by himself, tugged on his shirt and said, 'I don't want to play offense. I want to play defense.'"





BOSA'S CAREER STATISTICS

TACKLES									INTERCEPTIONS					FUMBLES		
YEAR	TEAM	GP	GS	TOT	SOL	AST	SACKS	YDS	INT	YDS	LG	TD	PD	FF	FR	YDS
2019	SF	16	14	47	32	15	9.0	77.0	1	46	46	0	2	1	2	6
TOTALS		16	14	47	32	15	9.0	77.0	1	46	46	0	2	1	2	6

PLAYOFFS

YEAR	TEAM	TACKLES							INTERCEPTIONS					FUMBLES		
		GP	GS	TOT	SOL	AST	SACKS	YDS	INT	YDS	LG	TD	PD	FF	FR	YDS
2019	SF	3	3	15	11	4	4.0	35.0	0	0	–	0	2	1	0	0
TOTALS		3	3	15	11	4	4.0	35.0	0	0	–	0	2	1	0	0

Milestones:

NFL Debut: at TB (9/8/19); **First Start:** vs. Pit. (9/22/19); **First Sack:** Regular Season – at TB (9/8/19 – QB Jameis Winston); Postseason – vs. Min. (1/11/20 – QB Kirk Cousins); **First FF:** Regular Season – vs. Cle. (10/7/19 – QB Baker Mayfield); Postseason – at KC (2/2/20 – QB Patrick Mahomes); **First FR:** vs. Cle. (10/7/19 – QB Baker Mayfield); **First Multi-Sack Game:** Regular Season – vs. Cle. (10/7/19 – 2.0; QB Baker Mayfield); Postseason – vs. Min. (1/11/20 – 2.0; QB Kirk Cousins); **Multi-Sack Games:** Regular Season – 2, Last vs. Car. (10/27/19 – 3.0; QB Kyle Allen); Postseason – 1, vs. Min. (1/11/20 – 2.0; QB Kirk Cousins); **First INT:** vs. Car. (10/27/19 – QB Kyle Allen)

BOSA'S CAREER MULTI-SACK GAMES (3)

Date	Opp	Sacks	Yds	QB	Date	Opp	Sacks	Yds	QB
10/7/19	vs. Cle.	2.0	21.0	Baker Mayfield (2.0)	1/11/20*	vs. Min.	2.0	15.0	Kirk Cousins (2.0)
10/27/19	vs. Car.	3.0	25.0	Kyle Allen (3.0)					

*Postseason

BOSA'S CAREER HIGHS

Total Tackles: Regular Season – 8 vs. Sea. (11/11/19); Postseason – 6 vs. Min. (1/11/20)
Solo: Regular Season – 5 (2 times) Last at Sea. (12/29/19); Postseason – 6 vs. Min. (1/11/20)
Assists: Regular Season – 5 vs. Sea. (11/11/19); Postseason – 2 (2 times) Last at KC (2/2/20)
Sacks: Regular Season – 3.0 vs. Car. (10/27/19); Postseason – 2.0 vs. Min. (1/11/20)

Fumble Recoveries: Regular Season – 1 (2 times) Last vs. GB (11/24/19)
Forced Fumbles: Regular Season – 1 vs. Cle. (10/7/19); Postseason – 1 at KC (2/2/20)
Passes Defensed: Regular Season – 1 (2 times) Last at NO (12/8/19); Postseason – 1 (2 times) Last at KC (2/2/20)
Interceptions: Regular Season – 1 vs. Car. (10/27/19)

BOSA'S TRANSACTIONS

Originally a 1st-round (2nd overall) draft choice by SF in 2019.




COLLEGE

Appeared in 30 games (10 starts) in three seasons at Ohio State (2016-18) and registered 77 tackles, 17.5 sacks, 29 TFLs, 2 PDs, 2 FFs and 2 FRs. As a junior in 2018, started all 3 games in which he appeared and finished the season with 14 tackles, 6 TFLs, 4.0 sacks, 2 FRs and 1 FF, earning All-Big Ten Honorable Mention honors. In 2017, was named Big Ten Smith-Brown Defensive Line-man of the Year and an All-American by the American Football Coaches Association after appearing in 14 games (7 starts) and registering 34 tackles, 16 TFLs, a team-high 8.5 sacks and 1 FF. As a freshman in 2016, earned Freshman All-American honors by ESPN after appearing in 13 games for the Buckeyes and finishing with 29 tackles, 7 TFLs and 5.0 sacks.

PERSONAL

- Attended St. Thomas Aquinas (Fort Lauderdale, FL) HS where he was a two-time first-team 7A all-state honoree.
- As a senior in 2015, finished with 21 tackles, 13.5 TFLs and 5.0 sacks following his junior season with 56 tackles, 29.5 TFLs and 5.0 sacks.
- Studied communications at Ohio State.
- Son of Cheryl and John Bosa.
- Born Nicholas John Bosa (10/23/97) in Fort Lauderdale, FL.



84 KENDRICK BOURNE

WR

6-1 | 190 | EASTERN WASHINGTON

8.4.95 | PORTLAND, OR | 3RD YEAR | ACQUIRED FA IN '17

2019 HIGHLIGHTS

- Played in all 16 games and registered 30 receipts. for 358 yds. and a career-high 5 TDs. His 5 rec. TDs also ranked t-1st on the team (George Kittle - 5). Appeared in all 3 postseason games and tallied 6 receipts. for 88 yds. and 1 TD.
- Registered a 7-yd. TD receipt. at Arz. (10/31), his 1st TD of the season.
- Recorded 4 receipts. for 42 yds. and 1 TD vs. Sea. (11/11), marking his 2nd TD of the season. Registered a rec. TD in back-to-back games for the first time in his career. Also hauled in a two-point conversion pass from QB Jimmy Garoppolo.
- Registered 4 receipts. for 31 yds. and 1 TD vs. Arz. (11/17). Has notched a TD receipt. in 3 consecutive games and is the first member of the 49ers to accomplish that feat since WR Dante Pettis [1 TD receipt. at TB (11/25/18); 2 TD receipts. at Sea. (12/2/18); 1 TD receipt. vs. Den. (12/9/18)].
- Registered 3 receipts. for 18 yds. and 2 TDs at NO (12/8). He has a career-high 5 TD receipts. on the season and 9 in his career. His 2 TDs marked his first career game with 2-or-more rec. TDs.
- On the final drive of the game vs. LAR (12/21), had a key 18-yd. receipt. on 3rd-and-16 that helped set up the game-winning 33-yd. FG by Robbie Gould as time expired.
- Made his postseason debut vs. Min. (1/11/20 - NFC-D) and registered 3 receipts. for 40 yds. and 1 TD.

GOLDMINE

- On October 15, 2019, Bourne and his teammates spent time with fans and members of local Silicon Valley businesses to compete in a bowling tournament as the 49ers Foundation hosted the second annual 1st and Bowl Challenge. The funds raised at the event will support the charitable programs of the 49ers Foundation and benefit Bay Area youth.



- As a rookie, Bourne attended the 49ers' annual Mentorship Academy, which provides players with the opportunity to pass on their life lessons to local high school football players, who then turn it around and share that advice with youth football players in their respective area. The players discussed a variety of subjects, including stress management, healthy eating, exhibiting leadership and maintaining healthy relationships.



BOURNE'S GOLDEN NUGGETS

- Bourne's heritage consists of being half Samoan and half African-American. He has a number of ancestral tattoos that begin on his left shoulder and stretch all the way down to his wrist. In 2013 after his senior season at Milwaukie Arts (Portland, OR) Academy, Bourne was honored when he was chosen to play in the Polynesian All-American Bowl in La Mirada, CA. The love for his heritage was instilled in him by his mom, Luisa, who he calls 'His reason why.'
- Students at Bourne's high school, which is a charter school (Milwaukie Academy of the Arts), received special permission from the Oregon School Athletics Association (OSAA) to compete on Milwaukie High School athletics teams.

BOURNE'S GAME-BY-GAME

2019 Date	Opp	W/L	P/S	Rec	Yds	Avg	Lg	TD
Sep 8	at TB	W	1/0	1	9	9.0	9	0
Sep 15	at Cin	W	1/0	1	4	4.0	4	0
Sep 22	Pit	W	1/0	1	22	22.0	22	0
Oct 7	Cle	W	1/0	2	24	12.0	14	0
Oct 13	at LAR	W	1/0	1	11	11.0	11	0
Oct 20	at Was	W	1/0	3	69	23.0	28	0
Oct 27	Car	W	1/0	1	12	12.0	12	0
Oct 31	at Arz	W	1/0	1	7	7.0	7t	1
Nov 11	Sea	L	1/0	4	42	10.5	16	1
Nov 17	Arz	W	1/0	4	31	7.8	19	1
Nov 24	GB	W	1/0	2	27	13.5	14	0
Dec 1	at Bal	L	1/0	3	42	14.0	30	0
Dec 8	at NO	W	1/0	3	18	6.0	6t	2
Dec 15	Atl	L	1/0	1	11	11.0	11	0
Dec 21	LAR	W	1/0	2	29	14.5	18	0
Dec 29	at Sea	W	1/0	0	0	—	—	0
TOTALS			16/0	30	358	11.9	30	5

2019 Postseason

Date	Opp	W/L	P/S	Rec	Yds	Avg	Lg	TD
Jan 11	Min	W	1/0	3	40	13.3	21	1
Jan 19	GB	W	1/0	1	6	6.0	6	0
Feb 2	at KC	L	1/0	2	42	21.0	26	0
TOTALS			3/0	6	88	14.7	26	1

GOLDMINE (CONTINUED)

- NFL players had the opportunity to participate in the NFL's annual My Cause, My Cleats campaign during Week 14 of the 2019 season. Bourne and his teammates represented their respective causes with custom-designed cleats in an effort to raise awareness and funding. Bourne chose the charity Autism Speaks and said, "I play for my uncles."





BOURNE'S CAREER STATISTICS

YEAR	TEAM	GP	GS	NO	RECEIVING				ATT	RUSHING			
					YDS	AVG	LG	TD		YDS	AVG	LG	TD
2017	SF	11	0	16	257	16.1	54	0	0	0	—	—	0
2018	SF	16	8	42	487	11.6	33	4	0	0	—	—	0
2019	SF	16	0	30	358	11.9	30	5	0	0	—	—	0
TOTALS		43	8	88	1,102	12.5	54	9	0	0	—	—	0

PLAYOFFS

YEAR	TEAM	GP	GS	NO	RECEIVING				ATT	RUSHING			
					YDS	AVG	LG	TD		YDS	AVG	LG	TD
2019	SF	3	0	6	88	14.7	26	1	0	0	—	—	0
TOTALS		3	0	6	88	14.7	26	1	0	0	—	—	0

Additional Statistics:

Fumbles—Lost — 1—0: 2018 (1—0)

Tackles — 3: 2017 (1); 2018 (1); 2019 (1)

Special Teams Tackles — 1: 2019 (1)

Forced Fumbles — 1: 2017 (1)

Fumble Recoveries — 1: 2018 (1)

Milestones:

NFL Debut: vs. Car. (9/10/17); **First Start:** at Arz. (10/28/18); **First Reception:** Regular Season — vs. Arz. (11/5/17 — 25-yd. pass from QB C.J. Beathard); Postseason — vs. Min. (1/11/20 — 3-yd. pass from QB Jimmy Garoppolo); **First TD Reception:** Regular Season — vs. Det. (9/16/18 — 4-yd. pass from QB Jimmy Garoppolo); Postseason — vs. Min. (1/11/20 — 3-yd. pass from QB Jimmy Garoppolo); **First Multi—TD Game:** at NO (12/8/19 — 2 TDs)

BOURNE'S CAREER HIGHS

Receptions: Regular Season — 7 at Arz. (10/28/18); Postseason — 3 vs. Min. (1/11/20)

Receiving Yards: Regular Season — 85 vs. Ten. (12/17/17); Postseason — 42 at KC (2/2/20)

TD Receptions: Regular Season — 2 at NO (12/8/19); Postseason — 1 vs. Min. (1/11/20)

Long Reception: Regular Season — 54 vs. Ten. (12/17/17); Postseason — 26 at KC (2/2/20)

BOURNE'S TRANSACTIONS

Originally signed as an undrafted free agent by SF on 5/4/17.



2018

- Registered career highs in games played (16), starts (8), receipts. (42), rec. yds. (487) and rec. TDs (4).
- Registered his first career TD receipt. on a 4-yd. pass from QB Jimmy Garoppolo vs. Det. (9/16).
- In his first career start at Arz. (10/28), hauled in a career-high 7 receipts. for a team-high 71 yds.
- Registered 5 receipts. for 59 yds. and 1 TD, his 4th of the season, at LAR (12/30).

2017

- Played in 11 games and tallied 16 receipts. for 257 yds.
- Registered 4 receipts. for a career-high 85 yds. vs. Ten. (12/17). Also tallied a career-long 54-yd. receipt.

COLLEGE

Appeared in 53 games (32 starts) and totaled 211 receipts. for 3,130 yds. and 27 TDs during his four-year career at Eastern Washington. As a senior, earned Second-Team All-Big Sky honors after started all 13 games and registering 79 receipts. for 1,201 yds. and 7 TDs. In 2015, appeared in 11 games (10 starts) and recorded 73 receipts. for 998 yds. and 8 TDs to earn Second-Team All-Big Sky honors. As a sophomore, appeared in all 14 games (9 starts) and earned All-Big Sky Honorable Mention honors after totaling 52 receipts. for 814 yds. and 10 TDs. Saw action in 14 games as a freshman in 2013 and notched 7 receipts. for 117 yds. and 2 TDs.

PERSONAL

- Attended Milwaukie Arts (Portland, OR) Academy, where he was a first-team All-Northwest Oregon Conference selection in 2012 after totaling 54 receipts. for 1,292 yds. and 18 TDs.
- Majored in communication studies at Eastern Washington.
- Born Kendrick Bourne (8/4/95) in Portland, OR to Eric and Luisa Turner.

BOURNE'S GAME-BY-GAME

2017									2018								
Date	Opp	W/L	P/S	Rec	Yds	Avg	Lg	TD	Date	Opp	W/L	P/S	Rec	Yds	Avg	Lg	TD
Sep 10	Car	L	1/0	0	0	—	—	0	Sep 9	at Min	L	1/0	0	0	—	—	0
Sep 17	at Sea	L	—	—	INACTIVE	—	—	—	Sep 16	Det	W	1/0	1	4	4.0	4t	1
Sep 21	LAR	L	—	—	INACTIVE	—	—	—	Sep 23	at KC	L	1/0	1	27	27.0	27	0
Oct 1	at Arz	L	—	—	INACTIVE	—	—	—	Sep 30	at LAC	L	1/0	3	34	11.3	17	1
Oct 8	at Ind	L	—	—	INACTIVE	—	—	—	Oct 7	Arz	L	1/0	4	33	8.3	10	0
Oct 15	at Was	L	—	—	INACTIVE	—	—	—	Oct 15	at GB	L	1/0	1	22	22.0	22	0
Oct 22	Dal	L	1/0	0	0	—	—	0	Oct 21	LAR	L	1/0	0	0	—	—	0
Oct 29	at Phi	L	1/0	0	0	—	—	0	Oct 28	at Arz	L	1/1	7	71	10.1	19	0
Nov 5	Arz	L	1/0	2	39	19.5	25	0	Nov 1	Oak	W	1/0	2	6	3.0	4t	1
Nov 12	NYG	W	1/0	3	42	14.0	20	0	Nov 12	NYG	L	1/1	4	33	8.3	13	0
Nov 26	Sea	L	1/0	2	22	11.0	15	0	Nov 25	at TB	L	1/1	2	27	13.5	17	0
Dec 3	at Chi	W	1/0	0	0	—	—	0	Dec 2	at Sea	L	1/1	4	60	15.0	33	0
Dec 10	at Hou	W	1/0	2	29	14.5	18	0	Dec 9	Den	W	1/1	2	22	11.0	12	0
Dec 17	Ten	W	1/0	4	85	21.3	54	0	Dec 16	Sea	W	1/1	2	16	8.0	12	0
Dec 24	Jax	W	1/0	1	12	12.0	12	0	Dec 23	Chi	L	1/1	4	73	18.3	25	0
Dec 31	at LAR	W	1/0	2	28	14.0	16	0	Dec 30	at LAR	L	1/1	5	59	11.8	20	1
TOTALS			11/0	16	257	16.1	54	0	TOTALS			16/8	42	487	11.6	33	4



22

MATT BREIDA

RB

5-11 | 195 | GEORGIA SOUTHERN

2.28.95 | BRANDON, FL | 3RD YEAR | ACQUIRED FA IN '17

CAREER HIGHLIGHTS

- Ranks 3rd in franchise history with a 4.99 rushing avg. (min. 300 atts.). His 4.99 avg. is also highest among running backs.

HIGHEST RUSHING AVG. IN FRANCHISE HISTORY (MIN. 300 ATTS.)

Player	Avg.
1. Colin Kaepernick	6.13
2. Steve Young	5.89
3t. Matt Breida	4.99
Wendell Tyler	4.99
5. Joe Perry	4.98

2019 HIGHLIGHTS

- Played in 13 games (5 starts) and registered 123 carries for 623 yds. and 1 TD and 20 recpts. for 120 yds. and 1 TD this season. Appeared in all 3 postseason games (1 start) and had 9 carries for 19 yds.
- Along with RB Raheem Mostert (772) and RB Tevin Coleman (544), it marks the first time the 49ers had 3 players rush for over 500 yds. in a single season since 1954 [FB Joe Perry (1,049), FB John Henry Johnson (681) and HB Hugh McElhenny (515)].
- Registered 12 carries for 121 yds. (10.08 avg.) at Cin. (9/15). It marked his 4th career game with 100-or-more rushing yds. and first since 11/25/18 at TB (106 yds.).
- On the first offensive play from scrimmage for the 49ers vs. Cle. (10/7), broke off an 83-yd. TD run. It marked a career-long and the longest rushing TD by the 49ers since QB Colin Kaepernick registered a 90-yd. TD run vs. SD (12/20/14). Ended the game with 11 carries for 114 yds. and 1 TD, adding 3 recpts. for 15 yds. and 1 TD.

GOLDMINE

- As a senior in 2016, despite receiving consideration for national athletic awards which included the watch list for both the Doak Walker Award and Maxwell Award, it was an award for what he does off the field that Breida felt most honored by. Breida was announced as a finalist for the 2016 Senior Class Award after making the Georgia Southern Eagles' Honor Roll and being involved in the community by reading and speaking to local elementary schools in Statesboro, GA, as well as back home in Florida. "One of the best people I've ever been around," said Georgia Southern Head Coach Tyson Summers when asked about Breida. The 2016 Senior Class Award is given to a senior who has various notable achievements in four areas: community, classroom, character, and competition. "For them to see me as one of the role models was pretty cool for me," said Breida.
- NFL players had the opportunity to participate in the NFL's annual My Cause, My Cleats campaign during Week 14 of the 2019 season. Breida and his teammates represented their respective causes with custom-designed cleats in an effort to raise awareness and funding. Breida represented Fuel Up to Play 60, and said, "I play for the kids who love this game."



BREIDA'S GOLDEN NUGGETS

- Graduated from Georgia Southern with a degree in accounting.
- Earned First-Team All-Sun Belt honor in consecutive seasons (2014-15).
- Both permanently disabled, Breida's parents, Terri and Mike, sacrificed to make sure Matt and his brother had the best life they could offer them. According to Breida, "They gave me everything that they could even though we didn't have a lot. Adoption or no adoption, family is family. I see them as my parents, from day one. No matter what. That's mom and dad to me. I would do anything for them."

BREIDA'S GAME-BY-GAME

2019

Date	Opp	W/L	P/S	Rsh	Yds	Avg	Lg	TD	Rec	Yds	TD
Sep 8	at TB	W	1/0	15	37	2.5	13	0	0	0	0
Sep 15	at Cin	W	1/1	12	121	10.1	34	0	1	11	0
Sep 22	Pit	W	1/1	14	68	4.9	10	0	2	20	0
Oct 7	Cle	W	1/1	11	114	10.4	83t	1	3	15	1
Oct 13	at LAR	W	1/0	13	36	2.8	9	0	4	27	0
Oct 20	at Was	W	1/1	8	35	4.4	11	0	1	1	0
Oct 27	Car	W	1/1	11	35	3.2	17	0	1	15	0
Oct 31	at Arz	W	1/0	15	78	5.2	31	0	2	14	0
Nov 11	Sea	L	1/0	10	18	1.8	7	0	2	7	0
Nov 17	Arz	W	—	—	INACTIVE (Ankle)		—	—	—	—	—
Nov 24	GB	W	—	—	INACTIVE (Ankle)		—	—	—	—	—
Dec 1	at Bal	L	—	—	INACTIVE (Ankle)		—	—	—	—	—
Dec 8	at NO	W	1/0	6	54	9.0	28	0	1	4	0
Dec 15	Atl	L	1/0	4	11	2.8	9	0	2	6	0
Dec 21	LAR	W	1/0	0	0	—	—	0	0	0	0
Dec 29	at Sea	W	1/0	4	16	4.0	9	0	1	0	0
TOTALS				13/5	123	623	5.1	83t	1	20	120 1

2019 Postseason

Date	Opp	W/L	P/S	Rsh	Yds	Avg	Lg	TD	Rec	Yds	TD
Jan 11	Min	W	1/1	8	17	2.1	6	0	0	0	0
Jan 19	GB	W	1/0	1	2	2.0	2	0	0	0	0
Feb 2	at KC	L	1/0	0	0	—	—	0	0	0	0
TOTALS				3/1	9	19	2.1	6	0	0	0



GOLDMINE (CONTINUED)

- Breida honors his parents, calling them the reason he is where he is today. "They mean everything to me. I could be somewhere else," said Breida who was adopted the day after he was born by Terri and Mike Breida. The two have supported Breida throughout his life and football journey every step of the way.
- The 49ers hosted the third annual Crucial Catch Fashion Show presented by Dignity Health on October 2nd, 2019, featuring cancer warriors representing all cancers as they modeled apparel donated by Levi's. Breida and his teammates were paired with each of the warriors to share their stories of strength and courage with the audience and walk the runway.



- The 49ers and their families hosted 450 underserved boys and girls from the Bay Area for the first-ever 49ers Hope for the Holidays event. Each child had a once-in-a-lifetime experience traveling through Levi's Stadium and left with a brand new bike, helmet, lock, haircut, shoes, toys, glasses, backpack, dinner and more.



- During the 2019 offseason, members of the 49ers took part in the Second Annual Picnic on the Field, located on the Levi's Stadium field. Breida and his teammates spent the day taking pictures with fans, who enjoyed music, food and games in support of the 49ers Foundation. The foundation, in conjunction with NFL Huddle for 100, partnered with Amazon to fill 1,000 backpacks full of school supplies. Fans and players joined together to assemble the packs, which were distributed throughout the community to children in need.





BREIDA'S CAREER STATISTICS

YEAR	TEAM	GP	GS	ATT	RUSHING				NO	RECEIVING			
					YDS	AVG	LG	TD		YDS	AVG	LG	TD
2017	SF	16	0	105	465	4.4	33t	2	21	180	8.6	32	1
2018	SF	14	13	153	814	5.3	66t	3	27	261	9.7	26	2
2019	SF	13	5	123	623	5.1	83t	1	20	120	6.0	17	1
TOTALS		43	18	381	1,902	5.0	83t	6	68	561	8.3	32	4

PLAYOFFS

YEAR	TEAM	GP	GS	ATT	RUSHING				NO	RECEIVING			
					YDS	AVG	LG	TD		YDS	AVG	LG	TD
2019	SF	3	1	9	19	2.1	6	0	0	0	—	—	0
TOTALS		3	1	9	19	2.1	6	0	0	0	—	—	0

Additional Statistics:

Fumbles—Lost — Regular Season — 4—2: 2017 (1—0); 2018 (1—1); 2019 (2—1) **Postseason — 1—1:** 2019 (1—1)

Fumble Recoveries — 3: 2017 (1); 2018 (2)

Special Teams Tackles — 3: 2017 (1); 2019 (2)

Kickoff Returns — 5: 2017 (5)

Kickoff Return Yards — 83: 2017 (83)

Tackles — Regular Season — 1: 2018 (1) **Postseason — 1:** 2019 (1)

Milestones:

NFL Debut: vs. Car. (9/10/17); **First Start:** vs. Det. (9/16/18); **First Rushing TD:** vs. NYG (11/12/17 — 33-yds.); **100-yd. Games:** 5 — Last vs. Cle. (10/7/19 — 114 yds.); **First Reception:** at Sea. (9/17/17 — 3-yd. pass from QB Brian Hoyer); **First TD Reception:** at Phi. (10/29/17 — 21-yd. pass from QB C.J. Beathard)

BREIDA'S CAREER 100-YARD RUSHING GAMES (5)

Date	Opp	Rsh	Yds	Avg	TD	Date	Opp	Rsh	Yds	Avg	TD
9/16/18	vs. Det.	11	138	12.5	1	9/15/19	at Cin.	12	121	10.1	0
11/12/18	vs. NYG	17	101	5.9	1	10/7/19	vs. Cle.	11	114	10.4	1
11/25/18	at TB	14	106	7.6	0						

BREIDA'S CAREER HIGHS

Rushes: Regular Season — 17 (2 times) vs. Sea. (12/16/18); Postseason — 8 vs. Min. (1/11/20)

Rushing Yards: Regular Season — 138 vs. Det. (9/16/18); Postseason — 17 vs. Min. (1/11/20)

Rushing TDs: Regular Season — 1 (6 times) Last vs. Cle. (10/7/19)

Long Rush: Regular Season — 83t vs. Cle. (10/7/19); Postseason — 6 vs. Min. (1/11/20)

Receptions: Regular Season — 5 vs. Sea. (12/16/18)

Receiving Yards: Regular Season — 51 at Sea. (12/2/18)

Receiving TDs: Regular Season — 1 (4 times) Last vs. Cle. (10/7/19)

Long Reception: Regular Season — 32 at LAR (12/31/17)

Kickoff Returns: Regular Season — 4 vs. Ten. (12/17/17)

Kickoff Return Yards: Regular Season — 65 vs. Ten. (12/17/17)

Long Kickoff Return: Regular Season — 28 vs. Ten. (12/17/17)

BREIDA'S TRANSACTIONS

Originally signed as an undrafted free agent by SF on 5/4/17...Placed on the Injured Reserve List on 12/29/18.



2018

- Ranked 4th in the NFL with a 5.3 rushing avg. (min. 100 atts.).

HIGHEST RUSHING AVG. IN THE NFL, 2018 (MIN. 100 ATTS.)

	Player	Atts.	Yds.	Avg.	TDs
1.	Aaron Jones, GB	133	728	5.5	8
2.	Kerryon Johnson, Det.	118	641	5.4	3
3.	Phillip Lindsay, Den.	192	1,037	5.4	9
4.	Matt Breida, SF	153	814	5.3	3
5.	Gus Edwards, Bal.	137	718	5.2	2

- Played in 14 games (13 starts) and set single-season career highs in rushing atts. (153), rushing yds. (814), rushing TDs (3), receipts. (27), rec. yds. (261) and rec. TDs (2) before being placed on the Injured Reserve List on 12/29.
- Rushed for a career-high 138 yds. and 1 TD on 11 carries (12.5 avg.) vs. Det. (9/16), including a career-long 66-yd. TD run, while also adding 3 receipts. for 21 yds. Breida's 12.5 avg. is the 3rd-best single-game rushing avg. in franchise history (min. 10 atts.).

HIGHEST SINGLE-GAME RUSHING AVG. IN FRANCHISE HISTORY (MIN. 10 ATTS.)

	Player	Date	Opponent	Atts.	Yds.	Avg.
1.	Joe Perry	11/2/58	vs. Det.	13	174	13.4
2.	Frank Gore	9/20/09	vs. Sea.	16	207	12.9
3.	Matt Breida	9/16/18	vs. Det.	11	138	12.5
4.	Wilbur Jackson	11/27/77	vs. NO	16	190	11.9
5t.	Hugh McElhenny	10/17/54	at Chi.	10	114	11.4
	Carlos Hyde	12/11/16	vs. NYJ	17	193	11.4

- His 66-yd. TD run vs. Det. (9/16) marked the longest run by a member of the 49ers since QB Colin Kaepernick registered a 90-yd. TD run vs. SD (12/20/14).
- Registered 159 yds. from scrimmage (138 rushing yds. and 21 rec. yds.) vs. Det. (9/16) on 14 touches. His 11.4 yds. per touch ranks 7th among all RBs for a single game in franchise history and is the highest avg. since 9/20/09 [RB Frank Gore - 11.7 avg. (207 rushing yds. and 39 rec. yds.) on 21 touches vs. Sea.].
- Registered a career-high 17 carries for 101 yds. and 1 TD, while adding 3 receipts. for 31 yds. and 1 TD vs. NYG (11/12). Became the first member of the 49ers to register at least 1 rushing TD and 1 rec. TD in the same game since 2014 [WR Bruce Ellington vs. SD (12/20/14)].
- Carried the ball 14 times for 106 yds. at TB (11/25), marking his 3rd career 100-yd. game. Reached 100-or-more yds. in consecutive games [101 rushing yds. vs. NYG (11/12/18)] for the first time in his career and became the first member of the 49ers to register at least 100 yds. rushing in consecutive games since RB Frank Gore in 2014 [158 rushing yds. vs. SD (12/20/14) & 144 rushing yds. vs. Arz. (12/28/14)].
- Hauled in 3 receipts. for a career-high 51 rec. yds. at Sea. (12/2).

2017

- Played in all 16 games and recorded 105 carries for 465 yds. and 2 TDs while also notching 21 receipts. for 180 yds. and 1 TD.
- Registered 4 receipts. for 39 yds. and his 1st career TD on a 21-yd. TD pass from QB C.J. Beathard at Phi. (10/29). He became the 1st 49ers rookie RB with a TD receipt. since 2001 [RB Kevan Barlow - vs. NO (11/11/01)].
- Notched his 1st career rushing TD on a 33-yd. TD run vs. NYG (11/12). Finished the game with 9 carries for 55 yds. and 1 TD. His 33-yd. TD marked the longest TD run by the team this season.
- Rushed for a then-career-high 74 yds. and 1 TD on 11 carries vs. Jax. (12/24). His 30-yd. TD run in the 4th qtr. marked his 2nd rushing TD of the season.
- Had 12 carries for 72 yds. while adding a career-long 32-yd. receipt. at LAR (12/31).

COLLEGE

Appeared in 48 games (36 starts) during his four-year career at Georgia Southern. Rushed for 3,754 yds. and 37 TDs on 543 carries, while adding 22 receipts. for 156 yds. and 3 TDs. As a senior, appeared in 12 games (11 starts) and registered 168 carries for 646 yds. and 3 TDs in addition to 11 receipts. for 53 yds. and 2 TDs. In 2015, started all 13 games and led the team with 1,608 yds. and 17 TDs on 203 carries to earn First-Team All-Sun Belt honors. As a sophomore, started all 12 games and was named First-Team All-Sun Belt. Led the Sun Belt Conference with 1,485 rush yds. while adding 17 TDs. on 171 carries. Appeared in 11 games as a freshman in 2013 and totaled 1 att. for 15 yds.

PERSONAL

- Attended Nature Coast Technical (Brooksville, FL) HS, where he was the District Player of the Year and All-Hernando County Offensive Player of the Year in 2012.
- Majored in accounting at Georgia Southern.
- Born Matthew John Breida (2/28/95) in Brandon, FL.

INJURY REPORT

- 2018:** Inactive vs. Den. (12/9) with an ankle injury. Placed on the Injured Reserve List on 12/29 with an ankle injury.
- 2019:** Inactive 3 games [vs. Arz. (11/17), vs. GB (11/24) and at Bal. (12/1)] with an ankle injury.



BREIDA'S GAME-BY-GAME

2017												2018											
Date	Opp	W/L	P/S	Rsh	Yds	Avg	Lg	TD	Rec	Yds	TD	Date	Opp	W/L	P/S	Rsh	Yds	Avg	Lg	TD	Rec	Yds	TD
Sep 10	Car	L	1/0	4	11	2.8	5	0	0	0	0	Sep 9	at Min	L	1/0	11	46	4.2	11	0	1	5	0
Sep 17	at Sea	L	1/0	4	35	8.8	13	0	1	3	0	Sep 16	Det	W	1/1	11	138	12.5	66t	1	3	21	0
Sep 21	LAR	L	1/0	3	9	3.0	10	0	3	20	0	Sep 23	at KC	L	1/1	10	90	9.0	26	0	3	27	0
Oct 1	at Arz	L	1/0	9	16	1.8	8	0	1	4	0	Sep 30	at LAC	L	1/1	9	39	4.3	12	0	3	32	0
Oct 8	at Ind	L	1/0	10	49	4.9	14	0	3	22	0	Oct 7	Arz	L	1/1	8	56	7.0	17	0	1	5	1
Oct 15	at Was	L	1/0	4	21	5.3	10	0	2	15	0	Oct 15	at GB	L	1/1	14	61	4.4	13	1	0	0	0
Oct 22	Dal	L	1/0	3	5	1.7	5	0	0	0	0	Oct 21	LAR	L	1/1	5	15	3.0	7	0	0	0	0
Oct 29	at Phi	L	1/0	5	17	3.4	9	0	4	39	1	Oct 28	at Arz	L	1/1	16	42	2.6	10	0	0	0	0
Nov 5	Arz	L	1/0	1	1	1.0	1	0	2	18	0	Nov 1	Oak	W	1/1	12	44	3.7	18	0	1	3	0
Nov 12	NYG	W	1/0	9	55	6.1	33t	1	1	3	0	Nov 12	NYG	L	1/1	17	101	5.9	23	1	3	31	1
Nov 26	Sea	L	1/0	1	12	12.0	12	0	1	12	0	Nov 25	at TB	L	1/1	14	106	7.6	33	0	3	34	0
Dec 3	at Chi	W	1/0	12	45	3.8	8	0	1	4	0	Dec 2	at Sea	L	1/1	5	6	1.2	3	0	3	51	0
Dec 10	at Hou	W	1/0	12	27	2.3	6	0	0	0	0	Dec 9	Den	W	—	—	INACTIVE (Ankle)			—	—	—	—
Dec 17	Ten	W	1/0	5	16	3.2	6	0	0	0	0	Dec 16	Sea	W	1/1	17	50	2.9	8	0	5	46	0
Dec 24	Jax	W	1/0	11	74	6.7	30t	1	1	8	0	Dec 23	Chi	L	1/1	4	20	5.0	11	0	1	6	0
Dec 31	at LAR	W	1/0	12	72	6.0	15	0	1	32	0	PLACED ON INJURED RESERVE (Ankle) ON 12/29											
TOTALS			16/0	105	465	4.4	33t	2	21	180	1	TOTALS			14/13	153	814	5.3	66t	3	27	261	2



60

OL

DANIEL BRUNSKILL

6-5 | 300 | SAN DIEGO STATE

1.27.94 | VALLEY CENTER, CA | 1ST YEAR | ACQUIRED FA IN '19

AWARDS & HONORS

2019: 49ers Community Relations Youth Football Ambassador Award

2019 HIGHLIGHTS

- Played in 14 games (7 starts) along the offensive line. Also appeared in 3 postseason games.
- Helped the 49ers rush for 275 yds. and 2 TDs on 40 carries (6.9 avg.) vs. Cle. (10/7), the most rushing yds. by the team in a single game since 12/20/14 (355 vs. SD).
- Helped the 49ers rush for 232 yds. and 5 TDs on 38 carries (6.1 avg.) vs. Car. (10/27). The 5 rushing TDs were the most by the 49ers in a single-game since 10/18/92 vs. Atl. (5 rushing TDs).
- Helped the 49ers offense rush for 186 yds. and 2 TDs on 47 carries vs. Min. (1/11/20 - NFC-D). The 47 rushing atts. are the most in a postseason game in franchise history and the 186 rushing yds. are the 5th-most in a postseason game in franchise history.

GOLDMINE

- The 49ers hosted the third annual Crucial Catch Fashion Show presented by Dignity Health on October 2nd, 2019, featuring cancer warriors representing all cancers as they modeled apparel donated by Levi's. Brunskill and his teammates were paired with each of the warriors to share their stories of strength and courage with the audience and walk the runway.
- NFL players had the opportunity to participate in the NFL's annual My Cause, My Cleats campaign during Week 14 of the 2019 season. Brunskill and his teammates represented their respective causes with custom-designed cleats in an effort to raise awareness and funding. Brunskill chose the Melanoma Research Foundation and Vietnam Veterans of America, saying, "I play for my cousins battling melanoma, and for Vietnam veterans like my uncle."



- After finishing his high school playing days as an offensive lineman, Brunskill walked on at San Diego State where he began his career as a tight end. It wasn't until an injury prior to his senior season that he made the switch back to offensive line for the Aztecs and went on to start all 14 games at right tackle.

BRUNSKILL'S GOLDEN NUGGET

- As a member of the Alliance of American Football's (AAF) San Diego Fleet in 2019, was coached by former NFL head coach, Mike Martz.

GOLDMINE (CONTINUED)

- Prior to Week 2's matchup in Cincinnati during the 2019 season, the 49ers spent time in Youngstown, Ohio, where they participated in the Community Blitz. Brunskill and some of his teammates joined the students at Williamson Elementary School to talk about inclusion and anti-bullying. They players spoke at an assembly before helping the kids write compliment cards and discuss how to be kind to one another.
- The 49ers partnered with USAA and took a visit to the U.S. Coast Guard Base in Alameda. Brunskill and his teammates were given a tour of the base, had the opportunity to get to know the stationed Coast Guard personnel and were shown a search and rescue demonstration.



- During the 2019 offseason, members of the 49ers took part in the Second Annual Picnic on the Field, located on the Levi's Stadium field. Brunskill and his teammates spent the day taking pictures with fans, who enjoyed music, food and games in support of the 49ers Foundation. The foundation, in conjunction with NFL Huddle for 100, partnered with Amazon to fill 1,000 backpacks full of school supplies. Fans and players joined together to assemble the packs, which were distributed throughout the community to children in need.



BRUNSKILL'S CAREER STATISTICS

GAMES/STARTS – 14/7: 2019 (14/7)

POSTSEASON GAMES/STARTS – 3/0: 2019 (3/0)

Additional Statistics:

Tackles – 1: 2019 (1)

Milestones:

NFL Debut: vs. Pit. (9/22/19); **First Start:** at LAR (10/13/19)

BRUNSKILL'S TRANSACTIONS

Originally signed as an undrafted free agent with Atl. on 5/1/17...Waived by Atl. on 9/2/17...Signed to Atl. practice squad on 9/3/17...Signed to Reserve/Future contract with Atl. on 1/15/18...Waived by Atl. on 9/1/18...Signed to Atl. practice squad on 9/2/18...Signed a one-year deal with SF on 4/12/19.



2019 (AAF - SAN DIEGO FLEET)

- Signed with the Fleet where he started 8 games at tackle.

2018 (ATLANTA)

- Spent the entire season on the Falcons practice squad after signing on 9/2.

2017 (ATLANTA)

- Signed with Atl. as an undrafted free agent on 5/1 and later spent the entire season on the team's practice squad.

COLLEGE

Appeared in 54 games (32 starts) at San Diego State after switching from TE to OL prior to his senior season. Finished his career with 15 receipts. for 143 yds. and 3 TDs as a TE. In 2016, earned Second-Team All-Mountain West honors after starting all 14 games at RT. As a junior in 2015, started all 14 games where he finished with 10 receipts. for 112 yds. and 2 TDs. In 2014, appeared in 13 games (4 starts) and registered 5 receipts. for 31 yds. and 1 TD. Appeared in 13 games in 2013 following a redshirt season in 2012.

PERSONAL

- Attended Valley Center (CA) HS where he was selected first-team all-CIF, first-team all-Valley League, first-team all-North County and second-team all-state as a senior in 2011.
- Majored in civil engineering at San Diego State.
- Born Daniel Zachary Brunskill (1/27/94) in San Diego, CA.



99 DEFOREST BUCKNER

DL

6-7 | 295 | OREGON

3.17.94 | HONOLULU, HI | 4TH YEAR | ACQUIRED D-1A IN '16

AWARDS & HONORS

- 2016:** Thomas Herrion Memorial Award, PFWA All-Rookie Team
- 2017:** Hazeltine Iron Man Award
- 2018:** NFC Pro Bowl, Len Eshmont Award, Hazeltine Iron Man Award
- 2019:** AP Second-Team All-Pro, Bill Walsh Award



BUCKNER'S GOLDEN NUGGETS

- His first name is pronounced duh-FORE-ist.
- Named the recipient of the 2019 Bill Walsh Award, which was established in 2004 in honor of San Francisco's Hall of Fame Head Coach. The award, which is voted on by the coaching staff, is given to the 49er who has best represented the standard of professional excellence established by Walsh. Walsh served as the team's head coach for 10 seasons from 1979-88. In that time, he compiled a record of 102-63-1 and led the team to three Super Bowls. He was twice named Coach of the Year (1981, 1984) and was later named Coach of the Decade for the 1980s.
- In 2018, was the recipient of the 49ers Len Eshmont Award, which is voted on by the players and is given to the 49er who best exemplifies the inspirational and courageous play of Len Eshmont, an original member of the 1946 49ers team.
- In 2017 and 2018, named the recipient of the 49ers Hazeltine Iron Man Award. The award is given annually to the most courageous and inspirational defensive player as voted upon by the defensive coaches. Became the sixth 49ers defender to win the award on multiple occasions (LB Charles Haley, CB Merton Hanks, S Tim McDonald, DT Justin Smith, LB Jeff Ulbrich and DT Bryant Young) and the second to win the award in back-to-back seasons (DT Justin Smith, 2010-11 & 2013-14).

CAREER HIGHLIGHTS

- Registered 12.0 sacks in 2018, the most by a member of the 49ers in a single season since LB Aldon Smith registered 19.5 sacks in 2012 and the 4th-most in a single season by a 49ers defender since 2000.

MOST SACKS IN A SINGLE SEASON BY A 49ERS DEFENDER, SINCE 2000

	Player	Year	Sacks
1.	LB Aldon Smith	2012	19.5
2.	LB Aldon Smith	2011	14.0
3.	DE Andre Carter	2002	12.5
4.	DL DeForest Buckner	2018	12.0
5.	DL Arik Armstead	2019	10.0

2019 HIGHLIGHTS

- Started all 16 games and registered 61 tackles, 7.5 sacks and single-season career-highs in FF (2) and FR (4) this season. According to the Elias Sports Bureau, he became the first member of the 49ers to register 4-or-more FRs in a single season since CB Ronnie Lott registered 4 FRs in 1988. Also started all 3 postseason games and recorded 12 tackles, 2.5 sacks, 1 FF and 1 FR.
- Registered his 1st sack of the season as he brought down Bengals QB Andy Dalton at Cin. (9/15).
- Late in the 4th Qtr. trailing 17-20 vs. Pit. (9/22), recovered a Steelers RB James Conner fumble, marking his 4th career FR and first since 12/23/18 vs. Chi. The takeaway led to the game-winning TD pass from QB Jimmy Garoppolo to WR Dante Pettis.
- Brought down Steelers QB Mason Rudolph for 1.0 sack vs. Pit. (9/22). Has registered 1.0 sack in consecutive games for the 4th time in his career. Finished the day with a team-high 10 tackles, 1.0 sack, 1 FR and 1 FF. Buckner was the only player in the NFL with a stat line of 10-or-more tackles and at least 1 FF, 1 FR, and 1.0 sack in Week 3 of 2019. He became the first DL since Packers DL Vonnie Holliday in Week 14 of 2001 to finish a game with that stat line.
- Registered 1.0 sack and 1 FF vs. Cle. (10/7). Became the first member of the 49ers with 1.0-or-more sacks and 1-or-more FFs in back-to-back games since LB Manny Lawson in Weeks 12-13 of 2009. Has now registered at least 1.0 sack in three consecutive games for the first time in his career, becoming the first member of the 49ers with at least 1.0 sack in three consecutive games since LB Dan Skuta in Weeks 14-16 of the 2014 season.
- Notched 4 tackles and 1.0 sack of Cardinals QB Kyler Murray at Arz. (10/31).

BUCKNER'S GAME-BY-GAME

2019

Date	Opp	W/L	P/S	Tot	Sol	Ast	Sk	Yds	Int	Yds	PD	FF	FR	Yds
Sep 8	at TB	W	1/1	2	2	0	0.0	0.0	0	0	0	0	0	0
Sep 15	at Cin	W	1/1	1	1	0	1.0	6.0	0	0	0	0	0	0
Sep 22	Pit	W	1/1	10	6	4	1.0	9.0	0	0	0	1	1	0
Oct 7	Cle	W	1/1	4	2	2	1.0	12.0	0	0	1	1	0	0
Oct 13	at LAR	W	1/1	4	2	2	0.0	0.0	0	0	0	0	0	0
Oct 20	at Was	W	1/1	6	3	3	0.0	0.0	0	0	0	0	0	0
Oct 27	Car	W	1/1	2	1	1	0.0	0.0	0	0	1	0	0	0
Oct 31	at Arz	W	1/1	4	3	1	1.0	6.0	0	0	0	0	0	0
Nov 11	Sea	L	1/1	5	1	4	0.0	0.0	0	0	0	0	2	12
Nov 17	Arz	W	1/1	2	2	0	1.0	3.0	0	0	0	0	0	0
Nov 24	GB	W	1/1	5	1	4	0.5	1.0	0	0	0	0	0	0
Dec 1	at Bal	L	1/1	6	4	2	1.0	0.0	0	0	0	0	0	0
Dec 8	at NO	W	1/1	4	1	3	0.0	0.0	0	0	0	0	1	0
Dec 15	Atl	L	1/1	1	1	0	0.0	0.0	0	0	0	0	0	0
Dec 21	LAR	W	1/1	1	1	0	0.0	0.0	0	0	0	0	0	0
Dec 29	at Sea	W	1/1	4	2	2	1.0	10.0	0	0	0	0	0	0
TOTALS				16/16	61	33	28	7.5 47.0	0	0	2	2	4	12

2019 Postseason

Date	Opp	W/L	P/S	Tot	Sol	Ast	Sk	Yds	Int	Yds	PD	FF	FR	Yds
Jan 11	Min	W	1/1	2	2	0	1.0	8.0	0	0	0	1	0	0
Jan 19	GB	W	1/1	4	4	0	0.0	0.0	0	0	0	0	1	0
Feb 2	at KC	L	1/1	6	3	3	1.5	9.5	0	0	0	0	0	0
TOTALS				3/3	12	9	3	2.5 17.5	0	0	0	1	1	0



2019 HIGHLIGHTS (CONTINUED)

- Notched 5 tackles and 2 FRs vs. Sea. (11/11), returning one 12 yds. for a TD. It marked his first career TD. It also marked the first FR for a TD by a member of the 49ers since CB Chris Culliver recovered a Cowboys RB DeMarco Murray fumble and returned it 35 yds. for a TD at Dal. (9/7/14). Became the first 49er to register 2 FRs in a game since CB Carlos Rogers had 2 FRs at NYJ (9/30/12).
- Sacked Cardinals QB Kyler Murray for a 3-yd. loss vs. Arz. (11/17).
- Registered 5 tackles and 0.5 sack of Packers QB Aaron Rodgers vs. GB (11/24).
- Tallied 6 tackles and 1.0 sack of Ravens QB Lamar Jackson at Bal. (12/1).
- Recovered a Saints RB Alvin Kamara fumble at NO (12/8), marking his 4th FR of the season. The FR led to TE George Kittle's 5-yd. TD recpt. His 4 FRs are a single-season career high.
- Registered 4 tackles and 1.0 sack of Seahawks QB Russell Wilson for a 10-yd. loss at Sea. (12/29).
- Made his postseason debut vs. Min. (1/11/20 - NFC-D) and registered 1.0 sack, 1 FF and 2 tackles. Helped the 49ers defense hold the Vikings to 147 total net yds. (21 rushing and 126 passing) vs. Min. (1/11/20 - NFC-D). The 147 total net yds. allowed are the fewest allowed in a postseason game in franchise history. It also marked the fewest total net yds. allowed in an NFL postseason game since 1/3/15 [Carolina held Arz. to 78 total net yds. (27 rushing and 51 passing)]. The 21 rushing yds. allowed by the 49ers defense is the fewest allowed in a postseason game in franchise history.
- Recovered a Packers QB Aaron Rodgers fumble vs. GB (1/19/20 - NFC-C), marking his first career postseason FR. Also added 4 tackles.
- Tallied 6 tackles and 1.5 sacks of Chiefs QB Patrick Mahomes for 1.5 sacks at KC (2/2/20 - SB).

GOLDMINE

- NFL players had the opportunity to participate in the NFL's annual My Cause, My Cleats campaign during Week 14 of the 2019 season. Buckner and his teammates represented their respective causes with custom-designed cleats in an effort to raise awareness and funding. In choosing the charity Beyond Differences, "I play for kids to accept one another for what makes them different," said Buckner.
- The 49ers hosted the third annual Crucial Catch Fashion Show presented by Dignity Health on October 2nd, 2019, featuring cancer warriors representing all cancers as they modeled apparel donated by Levi's. Buckner and his teammates were paired with each of the warriors to share their stories of strength and courage with the audience and walk the runway. Buckner was paired with defensive line coach Kris Kocurek's wife, Amy.
- On November 26th, 2019, the 49ers teamed up with Martha's Kitchen of San Jose to serve Thanksgiving dinner to over 300 people in need. Members of the team served food, bussed tables and refilled beverages. The team also provided toiletries and giveaways to all those in attendance.



- Members of the 49ers defensive line spent time with 25 local youth from the Fam 1st Foundation at Shoe Palace for a special holiday shopping experience on December 16, 2019. The Fam 1st Foundation is based in Oakland and focuses on underserved youth, aiming to build new generations of innovative thinkers to create solutions for the future of Oakland and beyond.
- The 49ers worked alongside the humanitarian-relief organization Convoy of Hope on December 4, 2018, and hosted 1,500 guests in need from Bay Area nonprofits and schools at Levi's® Stadium for a free holiday resource fair. Buckner and his 49ers teammates distributed groceries, toys, books, shoes and other holiday offerings to the guests. The attendees also received haircuts, utilized health resources and took family portraits or professional headshots. Convoy of Hope is a nonprofit organization that directs children's feeding initiatives, hosts community outreach programs and provides disaster response resources to those in need in the Bay Area and throughout the world.



- Buckner and his teammates surprised guests of the CityTeam Men's Program and House of Grace on November 20, 2018, at Levi's Stadium. The group believed they were just taking a tour of the stadium, but they were in fact joining the 49ers players for a night full of exciting events. The guests received a makeover and haircut, selected a new outfit from Dockers, snapped a new headshot and shared a Thanksgiving dinner with the 49ers players.



- During the 2019 offseason, members of the 49ers took part in the Second Annual Picnic on the Field, located on the Levi's Stadium field. Buckner and his teammates spent the day taking pictures with fans, who enjoyed music, food and games in support of the 49ers Foundation. The foundation, in conjunction with NFL Huddle for 100, partnered with Amazon to fill 1,000 backpacks full of school supplies. Fans and players joined together to assemble the packs, which were distributed throughout the community to children in need.





GOLDMINE (CONTINUED)

- In July of 2017, Buckner returned to his hometown of Waianae, HI, to host a free noncontact youth football clinic at Waianae High School. "Having my first camp back in my hometown means a lot to me because this is where it all started," said Buckner. "Where I grew up shaped a big part of my life and having the opportunity to give back to my community means the world to me. I just want the youth in our community to see that dreams do come true."



- When Buckner was 13 years old, his father, George, was involved in a motorcycle accident that left him in a coma for six months. Upon his awakening, George summoned DeForest to his bedside, where the two had a 'man-to-man' conversation, as his mother, Maria, puts it. After the life-changing event and heartfelt conversation, that is when Buckner believes he became a man and took more responsibility with his family. He became a mentor to his younger brother, Kenya, and began to understand the values his father had instilled in him. "He was hard on us, and disciplined us, shaped us," Buckner said. "He taught us about respect, that it's earned and you have to treat everyone around you like you want to be treated."
- As part of the 49ers annual Thanksgiving celebrations, Buckner and his teammates visited San Jose to serve a holiday feast to over 300 people in need. Guests enjoyed turkey along with all of the usual holiday sides, while getting to know the 49ers. "This is the season of giving and Thanksgiving is all about being thankful," said Buckner. "I'm very thankful for what I have in life and the blessings that came my way. But some people aren't as fortunate. Being able to give back and serve food is a great feeling and it's a blessing."



- During his time at Oregon, Buckner used art as an outlet for his emotions outside of football, even earning the nickname "Dr. DeFo" from his art professor for his passion, focus and patience with his pieces. Buckner enrolled in a class called "Art of the Athlete," which provides engagement for student-athletes through the visual arts and has the student-athletes help in the Jordan Schnitzer Museum of Art workshops for children with disabilities. During the open exhibition at the end of the class, Buckner was awarded with the highest honor, the breakout artist award for his piece titled "King of Pop" showing himself in a Michael Jackson type pose that was spray painted on vinyl.
- After posing for a photoshoot, Buckner and his teammates joined Levi's in support of breast, colon and pediatric cancer warriors at the Crucial Catch Fashion Show presented by Dignity Health on October 2, 2018. 49ers players and cancer warriors took to the runway to show off their attire and share their stories of strength and courage with the audience.
- NFL players had the opportunity to participate in the NFL's annual My Cause, My Cleats campaign during a designated home game between Weeks 13-15 of 2018. Buckner and his teammates represented their respective causes with custom-designed cleats in an effort to raise awareness and funding. Beyond Differences inspires students at all middle schools nationwide to end social isolation and create a culture of belonging for everyone.





BUCKNER'S CAREER STATISTICS

YEAR	TEAM	GP	GS	TACKLES					YDS	INT	INTERCEPTIONS				PD	FUMBLES		
				TOT	SOL	AST	SACKS				YDS	LG	TD	FF		FR	YDS	
2016	SF	15	15	87	58	29	6.0	26.0	0	0	—	0	1	0	2	0		
2017	SF	16	16	61	45	16	3.0	21.0	0	0	—	0	5	1	0	0		
2018	SF	16	16	67	44	23	12.0	71.0	0	0	—	0	2	0	1	0		
2019	SF	16	16	61	33	28	7.5	47.0	0	0	—	0	2	2	4	12		
TOTALS		63	63	276	180	96	28.5	165.0	0	0	—	0	10	3	7	12		

PLAYOFFS

YEAR	TEAM	GP	GS	TACKLES				YDS	INT	INTERCEPTIONS				PD	FUMBLES		
				TOT	SOL	AST	SACKS			YDS	LG	TD	FF		FR	YDS	
2019	SF	3	3	12	9	3	2.5	17.5	0	0	—	0	0	1	1	0	
TOTALS		3	3	12	9	3	2.5	17.5	0	0	—	0	0	1	1	0	

Additional Statistics:

Special Teams Tackles — 2: 2017 (1); 2019 (1)

Touchdowns — 1: 2019 [1 — 12-yd. Fumble return vs. Sea. (11/11/19)]

Milestones:

NFL Debut: vs. LAR (9/12/16); **First Start:** vs. LAR (9/12/16); **First FR:** Regular Season — at Buf. (10/16/16 — QB Tyrod Taylor); Postseason — vs. GB (1/19/20 — QB Aaron Rodgers); **First FF:** Regular Season — vs. LAR (9/21/17 — RB Todd Gurley); Postseason — vs. Min. (1/11/20 — QB Kirk Cousins); **First Sack:** Regular Season — at Buf. (10/16/16 — QB Tyrod Taylor); Postseason — vs. Min. (1/11/20 — QB Kirk Cousins); **First Multi-Sack Game:** Regular Season — at Buf. (10/16/16 — 2.0; QB Tyrod Taylor); Postseason — at KC (2/2/20 — 1.5; QB Patrick Mahomes); **Multi-Sack Games:** Regular Season — 5, Last vs. Sea. (12/16/18 — 2.0; QB Russell Wilson); Postseason — 1, at KC (2/2/20 — 1.5; QB Patrick Mahomes); **First FR Returned for a TD:** vs. Sea. (11/11/19 — QB Russell Wilson)

BUCKNER'S CAREER MULTI-SACK GAMES (6)

Date	Opp	Sacks	Yds	QB	Date	Opp	Sacks	Yds	QB
10/16/16	at Buf.	2.0	0.0	Tyrod Taylor (2.0)	12/2/18	at Sea.	2.0	6.0	Russell Wilson (2.0)
12/11/16	vs. NYJ	2.0	9.0	Bryce Petty (2.0)	12/16/18	vs. Sea.	2.0	12.0	Russell Wilson (2.0)
9/9/18	at Min.	2.5	16.0	Kirk Cousins (2.5)	2/2/20*	at KC	1.5	9.5	Patrick Mahomes (1.5)

*Postseason

BUCKNER'S CAREER HIGHS

Total Tackles: Regular Season — 11 vs. Sea. (12/16/18); Postseason — 4 vs. GB (1/19/20)

Solo: Regular Season — 8 vs. NYJ (12/11/16); Postseason — 4 vs. GB (1/19/20)

Assists: Regular Season — 5 vs. NYG (11/12/18); Postseason — 3 at KC (2/2/20)

Sacks: Regular Season — 2.5 at Min. (9/9/18); Postseason — 1.5 at KC (2/2/20)

Passes Defensed: Regular Season — 2 vs. Dal. (10/22/17)

Fumble Recoveries: Regular Season — 2 vs. Sea. (11/11/19); Postseason — 1 vs. GB (1/19/20)

Forced Fumbles: Regular Season — 1 (3 times) Last vs. Cle. (10/7/19); Postseason — 1 vs. Min. (1/11/20)

Fumble Recoveries Returned for a TD: Regular Season — 1 vs. Sea. (11/11/19)

BUCKNER'S TRANSACTIONS

Originally the first of two 1st-round (7th overall) draft choices by SF in 2016.



2018

- Ranked 2nd in the NFL among DTs in sacks (12.0).

MOST SACKS IN THE NFL AMONG DTs (2018)

	Player	Sacks	Sack Yds.
1.	Aaron Donald, LAR	20.5	183.5
2.	DeForest Buckner, SF	12.0	71.0
3t.	Jarran Reed, Sea.	10.5	74.0
	Fletcher Cox, Phi.	10.5	68.5
5.	Geno Atkins, Cin.	10.0	55.0

- Started all 16 games and registered 67 tackles, a career-high 12.0 sacks, 3 PDs and 1 FR.
- Registered a career-high 2.5 sacks of Vikings QB Kirk Cousins at Min. (9/9). His 2.5 sacks were the most by a 49ers defender in a single game since 11/20/12 (LB Aldon Smith - 5.5 sacks vs. Chi.). Tied for the third-most sacks in a single game by a 49ers defender since 2010.

MOST SACKS IN A SINGLE GAME BY A 49ERS DEFENDER, SINCE 2010

Player	Date	Opponent	Sacks
Aldon Smith	11/20/12	vs. Chicago	5.5
Justin Smith	1/2/11	at Arizona	3.0
DeForest Buckner	9/9/18	at Minnesota	2.5
Cassius Marsh	11/1/18	vs. Oakland	2.5
Aldon Smith	12/20/11	vs. Pittsburgh	2.5

- His 2.5 sacks at Min. (9/9) were the most by a 49ers player in Week 1 since 9/11/05 [Junior Bryant (3.0) and LB Julian Peterson (2.5) vs. StL].
- Registered 2.0 sacks of Seahawks QB Russell Wilson at Sea. (12/2). With the 2.0 sacks, became the first 49ers defender to register at least 0.5 sack in four-consecutive games since LB Aldon Smith accomplished the feat in Weeks 7-14 of the 2012 season [1.0 vs. Sea. (10/18/12), 2.0 at Arz. (10/29/12), 2.0 vs. StL (11/11/12), 5.5 vs. Chi. (11/19/12), 1.5 at NO (11/25/12), 1.0 at StL (12/2/12) & 2.0 vs. Mia. (12/9/12)].
- Registered a career-high 11 tackles and 2.0 sacks vs. Sea. (12/16). Has now registered 2.0-or-more sacks in three games this season, the most in a single season by a member of the 49ers since LB Aldon Smith registered three games with at least 2.0 sacks in 2013.
- Registered 3 tackles and 1.0 sack vs. Chi. (12/23). Also recovered a Bears fumble, marking the 3rd FR of his career and his first since 11/13/16 at Arz. Extended his sack total to 12.0 on the season, which is the 4th-most by a 49ers defender since 2000.

2017

- Started all 16 games and tallied 61 tackles, 3.0 sacks, 1 FF and a career-high 5 PDs.
- Registered the 1st FF of his career vs. LAR (9/21), stripping the ball from Rams RB Todd Gurley II.
- Brought down Cardinals QB Carson Palmer for a 7-yd. loss at Arz. (10/1), marking his 1st sack of the season and 7th of his career.
- Combined with LB Elvis Dumervil for a sack of Colts QB Jacoby Brissett at Ind. (10/8).
- Along with DL Tank Carradine, the pair combined on a 3-yd. sack of Titans QB Marcus Mariota vs. Ten. (12/17).

2016

- Started all 15 games in which he appeared and tied for the team lead in sacks with 6.0. Also tallied 87 tackles, 1 PD and 2 FRs.
- According to GameBook Statistics, ranked 2nd among all DTs in tackles with 73 (Min. DT Linval Joseph - 77 tackles) and ranked 4th among all rookies with 6.0 sacks.

MOST TACKLES AMONG DTs (2016)

Player	Tackles
1. Linval Joseph, Min.	77
2. DeForest Buckner, SF	73
3. Ndamukong Suh, Mia.	72
4. Kyle Williams, Buf.	64
5. Kawann Short, Car.	55

MOST SACKS AMONG ROOKIES (2016)

Player	Sacks
1. Joey Bosa, SD	10.5
2. Yannick Ngakoue, Jax.	8.0
3. Leonard Floyd, Chi.	7.0
4. DeForest Buckner, SF	6.0
5. Two players	5.5

- Recorded the 1st 2.0 sacks of his career and his 1st career FR at Buf. (10/16), twice taking down Bills QB Tyrod Taylor. He is the 1st member of the 49ers to register 2.0 sacks and 1 FR in a single game since LB Aldon Smith accomplished the feat in 2011 [vs. StL (12/4/11) - 2.0 sacks and 1 FR].
- Registered 8 tackles, 1.0 sack and 1 FR at Arz. (11/13), his 3rd sack of the season and 2nd career FR.
- Recorded a career-high 10 tackles and 2.0 sacks vs. NYJ (12/11), marking his 2nd career multi-sack game.
- Registered his 6th sack of the season at LAR (12/24), taking down QB Jared Goff for an 8-yd. loss. With that sack, he tied LB Aaron Lynch (6.0 sacks in 2014) for 6th-most sacks by a rookie in 49ers franchise history.
- Part of a 49ers defense that allowed 177 net yds. (99 rush, 78 pass) at LAR (12/24), the fewest given up by the 49ers defense in a single game since 11/19/12 vs. Chi. (143; 85 rush, 58 pass).

MOST SACKS BY A ROOKIE, 49ERS FRANCHISE HISTORY

Player	Sacks	Year
1. LB Aldon Smith	14.0	2011
2. LB Charles Haley	12.0	1986
3. DT Dana Stubblefield	10.5	1993
4. DL Nick Bosa	9.0	2019
5. DE Andre Carter	6.5	2001
6t. DL DeForest Buckner	6.0	2016
LB Aaron Lynch	6.0	2014



COLLEGE

Appeared in 54 games during his four-year career at Oregon and registered 232 tackles, 18.0 sacks, 36 TFLs and 9 PDs. In 2015, was named First-Team All-America by *USA Today* and Second-Team All-America by the Associated Press. Also earned Pac-12 Defensive Player of the Year honors and the Morris Trophy award, a prestigious honor voted on by opposing Pac-12 offensive linemen. Appeared in all 13 games and registered 83 tackles, 10.5 sacks, 17 TFLs and 5 PDs. As a junior in 2014, started all 15 games for the Ducks, and was named Second-Team All-Pac-12 after recording 81 tackles, 4.0 sacks, 13 TFLs and 4 PDs. In 2013, appeared in 13 games (8 starts) and registered 39 tackles, 2.5 sacks and 3.5 TFLs. As a freshman in 2012, received the Casanova Award as the team's top first-year player after appearing in 13 games (2 starts) and recording 29 tackles, 1.0 sack and 2.5 TFLs.

PERSONAL

- Graduated with a degree in criminology.
- Attended Punahou (Honolulu, HI) HS, where he recorded 73 tackles as a senior and was named first-team all-state at DE. Also a four-year letterwinner in basketball, earning first-team all-state and first-team all-ILH (Interscholastic League of Honolulu) honors during his senior year.
- Was teammates with 49ers DL Arik Armstead for three seasons at Oregon (2012-14).
- Married to the former Ashlyn Shebelut.
- Son of George and Maria Buckner.
- Born DeForest George Buckner (3/17/94) in Waianae, HI.

INJURY REPORT

2016: Inactive vs. Arz. (10/6) with a foot injury.

BUCKNER'S GAME-BY-GAME

2016															2018														
Date	Opp	W/L	P/S	Tot	Sol	Ast	Sk	Yds	Int	Yds	PD	FF	FR	Yds	Date	Opp	W/L	P/S	Tot	Sol	Ast	Sk	Yds	Int	Yds	PD	FF	FR	Yds
Sep 12	LAR	W	1/1	4	2	2	0.0	0.0	0	0	0	0	0	0	Sep 9	at Min	L	1/1	7	3	4	2.5	16.0	0	0	0	0	0	0
Sep 18	at Car	L	1/1	4	3	1	0.0	0.0	0	0	0	0	0	0	Sep 16	Det	W	1/1	5	5	0	1.0	8.0	0	0	0	0	0	0
Sep 25	at Sea	L	1/1	7	5	2	0.0	0.0	0	0	0	0	0	0	Sep 23	at KC	L	1/1	3	2	1	0.0	0.0	0	0	0	0	0	0
Oct 2	Dal	L	1/1	6	5	1	0.0	0.0	0	0	0	0	0	0	Sep 30	at LAC	L	1/1	2	1	1	0.0	0.0	0	0	0	0	0	0
Oct 6	Arz	L	—	—INACTIVE (Foot)				—	—	—	—	—	—	—	Oct 7	Arz	L	1/1	4	3	1	0.0	0.0	0	0	0	0	0	0
Oct 16	at Buf	L	1/1	9	5	4	2.0	0.0	0	0	0	0	1	0	Oct 15	at GB	L	1/1	2	1	1	1.0	9.0	0	0	0	0	0	0
Oct 23	TB	L	1/1	9	6	3	0.0	0.0	0	0	0	0	0	0	Oct 21	LAR	L	1/1	3	3	0	0.0	0.0	0	0	0	0	0	0
Nov 6	NO	L	1/1	6	4	2	0.0	0.0	0	0	0	0	0	0	Oct 28	at Arz	L	1/1	1	0	1	0.0	0.0	0	0	1	0	0	0
Nov 13	at Arz	L	1/1	8	6	2	1.0	9.0	0	0	0	0	1	0	Nov 1	Oak	W	1/1	2	2	0	1.0	5.0	0	0	0	0	0	0
Nov 20	NE	L	1/1	7	3	4	0.0	0.0	0	0	0	0	0	0	Nov 12	NYG	L	1/1	5	0	5	0.5	4.0	0	0	1	0	0	0
Nov 27	at Mia	L	1/1	3	2	1	0.0	0.0	0	0	0	0	0	0	Nov 25	at TB	L	1/1	5	5	0	1.0	8.0	0	0	0	0	0	0
Dec 4	at Chi	L	1/1	7	5	2	0.0	0.0	0	0	0	0	0	0	Dec 2	at Sea	L	1/1	7	3	4	2.0	6.0	0	0	0	0	0	0
Dec 11	NYJ	L	1/1	10	8	2	2.0	9.0	0	0	0	0	0	0	Dec 9	Den	W	1/1	3	3	0	0.0	0.0	0	0	0	0	0	0
Dec 18	at Atl	L	1/1	3	2	1	0.0	0.0	0	0	0	0	0	0	Dec 16	Sea	W	1/1	11	7	4	2.0	12.0	0	0	0	0	0	0
Dec 24	at LAR	W	1/1	2	2	0	1.0	8.0	0	0	1	0	0	0	Dec 23	Chi	L	1/1	3	3	0	1.0	3.0	0	0	0	0	1	0
Jan 1	Sea	L	1/1	2	0	2	0.0	0.0	0	0	0	0	0	0	Dec 30	at LAR	L	1/1	4	3	1	0.0	0.0	0	0	1	0	0	0
TOTALS		15/15		87	58	29	6.0	26.0	0	0	1	0	2	0	TOTALS		16/16		67	44	23	12.0	71.0	0	0	3	0	1	0

2017														
Date	Opp	W/L	P/S	Tot	Sol	Ast	Sk	Yds	Int	Yds	PD	FF	FR	Yds
Sep 10	Car	L	1/1	6	5	1	0.0	0.0	0	0	0	0	0	0
Sep 17	at Sea	L	1/1	4	2	2	0.0	0.0	0	0	0	0	0	0
Sep 21	LAR	L	1/1	5	5	0	0.0	0.0	0	0	0	1	0	0
Oct 1	at Arz	L	1/1	4	4	0	1.0	7.0	0	0	1	0	0	0
Oct 8	at Ind	L	1/1	5	1	4	0.5	5.5	0	0	0	0	0	0
Oct 15	at Was	L	1/1	5	4	1	0.0	0.0	0	0	0	0	0	0
Oct 22	Dal	L	1/1	5	5	0	0.0	0.0	0	0	2	0	0	0
Oct 29	at Phi	L	1/1	5	4	1	0.0	0.0	0	0	0	0	0	0
Nov 5	Arz	L	1/1	2	0	2	0.0	0.0	0	0	0	0	0	0
Nov 12	NYG	W	1/1	4	4	0	0.0	0.0	0	0	0	0	0	0
Nov 26	Sea	L	1/1	1	1	0	0.0	0.0	0	0	0	0	0	0
Dec 3	at Chi	W	1/1	0	0	0	0.0	0.0	0	0	0	0	0	0
Dec 10	at Hou	W	1/1	2	1	1	1.0	7.0	0	0	0	0	0	0
Dec 17	Ten	W	1/1	9	7	2	0.5	1.5	0	0	1	0	0	0
Dec 24	Jax	W	1/1	3	2	1	0.0	0.0	0	0	1	0	0	0
Dec 31	at LAR	W	1/1	1	0	1	0.0	0.0	0	0	0	0	0	0
TOTALS		16/16		61	45	16	3.0	21.0	0	0	5	1	0	0



88

GARRETT CELEK

TE

6-5 | 252 | MICHIGAN STATE

5.29.88 | CINCINNATI, OH | 8TH YEAR | ACQUIRED FA IN '12

AWARDS & HONORS

- 2016:** 49ers NFL Salute to Service Award
- 2017:** 49ers Community Relations Veteran Service Award
- 2018:** 49ers Community Relations Veteran Service Award

GOLDMINE

- The 49ers hosted the third annual Crucial Catch Fashion Show presented by Dignity Health on October 2nd, 2019, featuring cancer warriors representing all cancers as they modeled apparel donated by Levi's. Celek and his teammates were paired with each of the warriors to share their stories of strength and courage with the audience and walk the runway.
- Celek and his teammates surprised guests of the CityTeam Men's Program and House of Grace on November 20, 2018, at Levi's Stadium. The group believed they were just taking a tour of the stadium, but they were in fact joining the 49ers players for a night full of exciting events. The guests received a makeover and haircut, selected a new outfit from Dockers, snapped a new headshot and then shared a Thanksgiving dinner with the 49ers players.



- After posing for a photo shoot, Celek and his teammates joined Levi's in support of breast, colon and pediatric cancer warriors at the Crucial Catch Fashion Show presented by Dignity Health on October 2, 2018. 49ers players and cancer warriors took to the runway to show off their attire and share their stories of strength and courage with the audience.



CELEK'S GOLDEN NUGGETS

- His last name is pronounced SELL-ick.
- Selected as the 49ers Salute to Service Award winner for the 2016 season. The Salute to Service Award presented by USAA was created to acknowledge the exceptional efforts by members of the NFL community to honor and support U.S. service members, veterans and their families.
- Visited Haiti in conjunction with Convoy of Hope in 2015, working together to teach healthy eating habits and sustainable agriculture techniques to local families.
- Is the younger brother of former Philadelphia Eagles TE Brent Celek.

CELEK'S GAME-BY-GAME

2019

Date	Opp	W/L	P/S	Rec	Yds	Avg	Lg	TD
Sep 8	at TB	W	—	—	RESERVE/PUP	—	—	—
Sep 15	at Cin	W	—	—	RESERVE/PUP	—	—	—
Sep 22	Pit	W	—	—	RESERVE/PUP	—	—	—
Oct 7	Cle	W	—	—	RESERVE/PUP	—	—	—
Oct 13	at LAR	W	—	—	RESERVE/PUP	—	—	—
Oct 20	at Was	W	—	—	RESERVE/PUP	—	—	—
Oct 27	Car	W	—	—	RESERVE/PUP	—	—	—
Oct 31	at Arz	W	—	—	RESERVE/PUP	—	—	—

ACTIVATED FROM RESERVE/PUP LIST ON 11/11

Nov 11	Sea	L	1/0	0	0	—	—	0
Nov 17	Arz	W	1/0	0	0	—	—	0
Nov 24	GB	W	1/1	0	0	—	—	0
Dec 1	at Bal	L	1/0	0	0	—	—	0
Dec 8	at NO	W	1/0	0	0	—	—	0

PLACED ON INJURED RESERVE (Back) ON 12/12

TOTALS			5/1	0	0	—	—	0
---------------	--	--	------------	----------	----------	----------	----------	----------

GOLDMINE (CONTINUED)

- On November 26th, 2019, the 49ers teamed up with Martha's Kitchen of San Jose to serve Thanksgiving dinner to over 300 people in need. Members of the team served food, bussed tables and refilled beverages. The team also provided toiletries and giveaways to all those in attendance.





GOLDMINE (CONTINUED)

- The 49ers worked alongside the humanitarian-relief organization Convoy of Hope on December 4, 2018, and hosted 1,500 guests in need from Bay Area nonprofits and schools at Levi's® Stadium for a free holiday resource fair. Celek and his 49ers teammates distributed groceries, toys, books, shoes and other holiday offerings to the guests. The attendees also received haircuts, utilized health resources and took family portraits or professional headshots. Convoy of Hope is a nonprofit organization that directs children's feeding initiatives, hosts community outreach programs and provides disaster response resources to those in need in the Bay Area and throughout the world.



- The 49ers partnered with Furry Friends Pet Assisted Therapy Services for animal therapy, while providing confidence building activities for students in the Leland High School special needs program in an effort to erase the stigma attached to special needs. Celek and his teammates spent time with students with autism, mental illness and learning disabilities as they play board games, working on social skills including conversational queues and eye contact through the hands-on activity. Players will also partner with animal therapy dogs to uplift students through one-on-one interactions. "There are things that are more important in life," said Celek. "Eventually, football's going to be over for me, and it can't be my entire life. I need other things that make me happy in life, too. This does."
- In honor of the NFL's Crucial Catch campaign, the 49ers hosted a fashion show on Tuesday, October 17th, 2017, featuring breast cancer and pediatric cancer warriors in apparel donated by Levi's®. Celek, along with his 49ers teammates, walked the runway with cancer warriors as they shared their stories of strength and courage with the audience.



- As part of Salute to Service Month, Celek, along with his teammates and general manager, John Lynch, visited the USO office at the San Jose Military Entrance Processing Station to spend time with military applicants and their families as they took the Oath of Enlistment and shipped off to basic training.



- Celek has a strong passion for the packaging industry, which he majored in at Michigan State, and plans to go into the business in the future. The growing industry looks to cut shipping costs on products and is commonplace in the food and medical fields. "There's so many different areas you can get into, it's crazy. I enjoy the science behind it. It was a great major for me to choose and the possibilities are endless."
- The 49ers and their families hosted 450 underserved boys and girls from the Bay Area for the first-ever 49ers Hope for the Holidays event. Each child had a once-in-a-lifetime experience traveling through Levi's Stadium and left with a brand new bike, helmet, lock, haircut, shoes, toys, glasses, backpack, dinner and more.



- TE George Kittle partnered with the Jessie Rees Foundation to pass out JoyJars filled with toys and games at a local children's hospital. Kittle spearheaded the event and was joined by several of his teammates including, TE Garrett Celek, TE Ross Dwelley, TE Daniel Helm, QB Nick Mullens and LB Fred Warner who helped him spread holiday cheer and lift the spirits of everyone they met.





GOLDMINE (CONTINUED)

- Football runs in the bloodlines of the Celek family. Garrett's older brother, Brent, played tight end for the Philadelphia Eagles. Growing up, the brothers were constantly involved in athletics. "My dad was always pushing us just to be into sports. As long as we were doing something and we were having fun with it, he was the happiest guy in the world," Garrett said. He didn't begin playing football until high school, but Brent's success became motivation for him. "He got a scholarship to Cincinnati my freshman year in high school," Garrett said. "Right then I had my goals set. I've got to do what my brother did. Honestly, I've been trying to follow in his footsteps and because of him I'm here today. I wouldn't be who I am without him."
- As part of the 49ers annual Thanksgiving celebrations, Celek and his teammates visited Cityteam San Jose to serve a holiday feast to over 300 people in need. Guests enjoyed turkey along with all of the usual holiday sides, while getting to know the 49ers.



- Along with former teammates TE Vance McDonald and DT Tank Carradine, visited Haiti in conjunction with Convoy of Hope during the 2015 offseason, working together to teach healthy eating habits and sustainable agriculture techniques to local families. "We've been to an orphanage, we've been to a farm, we've been to schools. It's a beautiful country and these are beautiful people. I'm glad I had this opportunity."



- Along with some of his teammates, Celek headed to San Francisco in October of 2015 to kick off Fleet Week aboard the USS Somerset. During the afternoon on board, Celek participated in drills with the troops, took a tour of the ship, ate dinner with the crew and watched as some local Bay Area natives were sworn into the Navy. "It's just good to give back to some of these guys because they do so much for us," said Celek at the time. "We're all really appreciative of who they are and what they're about." In 2016, Celek was honored as the 49ers Salute to Service Award winner for his efforts to honor and support U.S. service members, veterans and their families.



- The 49ers joined forces with Martha's Kitchen of San Jose as part of their Community Tuesday kickoff event on September 11, 2018. Celek and teammates took part in the event by serving dinner to nearly 200 residents in need, refilling beverages and bussing tables. Both the 49ers and Levi's Stadium partner with Martha's Kitchen throughout the year by donating excess food after stadium events. Martha's Kitchen's mission is to "feed the hungry with dignity, no questions asked, no judgements made."





CELEK'S CAREER STATISTICS

YEAR	TEAM	GP	GS	RECEIVING					RUSHING				
				NO	YDS	AVG	LG	TD	ATT	YDS	AVG	LG	TD
2012	SF	13	0	4	51	12.8	35	0	0	0	—	—	0
2013	SF	12	1	2	38	19.0	30	0	0	0	—	—	0
2014	SF	3	1	2	53	26.5	31	0	0	0	—	—	0
2015	SF	11	8	19	186	9.8	33	3	0	0	—	—	0
2016	SF	16	6	29	350	12.1	31	3	0	0	—	—	0
2017	SF	16	13	21	336	16.0	61	4	0	0	—	—	0
2018	SF	15	1	5	90	18.0	41t	2	0	0	—	—	0
2019	SF	5	1	0	0	—	—	0	0	0	—	—	0
TOTALS		91	31	82	1,104	13.5	61	12	0	0	—	—	0

PLAYOFFS

YEAR	TEAM	GP	GS	RECEIVING					RUSHING				
				NO	YDS	AVG	LG	TD	ATT	YDS	AVG	LG	TD
2012	SF	3	0	0	0	—	—	0	0	0	—	—	0
2013	SF	3	0	1	6	6.0	6	0	0	0	—	—	0
2019	SF	—	—	—	—	INJURED RESERVE (Back)			—	—	—	—	—
TOTALS		6	0	1	6	6.0	6	0	0	0	—	—	0

Additional Statistics:

Special Teams Tackles — 10: 2016 (2); 2017 (2); 2018 (5); 2019 (1)

Special Teams Forced Fumbles — 1: 2016 (1)

Fumbles — Lost — 3—1: 2013 (1—0); 2016 (2—1)

Own Fumble Recoveries — 1: 2015 (1)

Tackles — 5: 2015 (1); 2016 (1); 2017 (3)

Milestones:

NFL Debut: at NYJ (9/30/12); **First Start:** at Sea. (9/15/13); **First Reception:** vs. Buf. (10/7/12 — 4-yd. pass from QB Alex Smith); **First TD Reception:** at NYG (10/11/15 — 5-yd. pass from QB Colin Kaepernick); **First Multi-TD Game:** vs. Atl. (11/8/15 — 2 TDs)

CELEK'S CAREER HIGHS

Receptions: Regular Season — 5 vs. Dal. (10/2/16); Postseason — 1 at GB (1/5/14)

Receiving Yards: Regular Season — 79 vs. Dal. (10/2/16); Postseason — 6 at GB (1/5/14)

Long Reception: Regular Season — 61 at Hou. (12/10/17); Postseason — 6 at GB (1/5/14)

TD Receptions: Regular Season — 2 vs. Atl. (11/8/15)

CELEK'S TRANSACTIONS

Originally signed as an undrafted free agent by SF on 5/4/12...Placed on the Reserve/Physically Unable To Perform List on 8/25/14...Activated from the Reserve/Physically Unable To Perform List on 11/27/14...Placed on the Injured Reserve List on 12/17/14...Re-signed with SF on a one-year contract on 3/12/15...Placed on the Injured Reserve List on 12/8/15...Signed a four-year contract extension with SF through 2019 on 2/23/16...Placed on the Active/Physically Unable To Perform List on 7/26/19...Placed on the Reserve/Physically Unable to Perform List on 8/31/19...Activated from the Reserve/Physically Unable To Perform List on 11/11/19...Placed on the Injured Reserve List on 12/12/19.



2018

- Appeared in 15 games (1 start) and registered 5 receipts. for 90 yds. and 2 TDs.
- Hauled in an 11-yd. TD receipt. from QB Jimmy Garoppolo vs. Det. (9/16).
- Hauled in a 41-yd. TD receipt., his 2nd of the season and 12th of his career, to punctuate a 98-yd. drive vs. Sea. (12/16). Finished the game with 2 receipts. for 61 yds. and 1 TD.

2017

- Played in 16 games (13 starts) and registered 21 receipts. for 336 yds. and a career-high 4 TDs.
- Hauled in a 1-yd. TD receipt. vs. LAR (9/21), marking his 1st TD of the season and 7th of his career.
- Notched a then-career-long 47-yd. TD receipt. from QB C.J. Beathard vs. NYG (11/12). It marked his 2nd TD receipt. of the season and 8th of his career. Finished the game with 4 receipts. for 67 yds. and 1 TD.
- Registered 2 receipts. for 67 yds. and 1 TD at Hou. (12/10), including a career-long 61-yd. receipt. His 6-yd. TD receipt. from QB Jimmy Garoppolo marked his 3rd TD of the season, tying his career-high.
- Tallied 3 receipts. for 63 yds. and 1 TD on a 5-yd. TD pass from QB Jimmy Garoppolo vs. Ten. (12/17). He set a single season career-high 4 TD receipts. It also marked the 1st time in his career that he registered a TD receipt. in consecutive games.

2016

- Appeared in all 16 games (6 starts) for the 1st time in his career and set career highs in receipts. (29) and rec. yds. (350) while tying a career-high with 3 TD receipts.
- Recorded 5 receipts. for 79 yds. vs. Dal. (10/2), setting new career-highs in both categories.
- Registered 4 receipts. for 76 yds. vs. NO (11/6), and combined with WR Quinton Patton (106 yds.), TE Vance McDonald (84 yds.) and RB DuJuan Harris (83 yds.) to mark the 1st time in franchise history that the team had four players with 75 rec. yds.-or-more in a single game.
- Recorded 2 receipts. for 19 yds. and 1 TD at Mia. (11/27), hauling in 4-yd. TD pass from QB Colin Kaepernick.
- Registered 2 receipts. for 22 yds. and 1 TD at Atl. (12/18), a 16-yd. TD pass from QB Colin Kaepernick.

2015

- Appeared in 11 games (8 starts) and set single-season career highs with 19 receipts. for 186 yds. and 3 TDs.
- Registered 3 receipts. for 26 yds. and his 1st career TD at NYG (10/11), hauling in a 5-yd. pass from QB Colin Kaepernick.
- Recorded 2 receipts. for 12 yds. and 2 TDs vs. Atl. (11/8), marking the 2nd and 3rd career TD receipts. and the 1st multi-TD game of his career. Celek became the 1st member of the 49ers with 2 TD receipts. in the same game since TE Vernon Davis at Dal. (9/7/14 - 2 TD receipts.).

2014

- Was placed on the Reserve/Physically Unable to Perform List on 8/25 and later activated from the Reserve/PUP List on 11/27.
- Appeared in 3 games (1 start) where he registered 2 receipts. for 53 yds.
- Later placed on the Injured Reserve List on 12/17 with a foot injury.

2013

- Appeared in 12 games (1 start) with 2 receipts. for 38 yds. Saw action in all 3 postseason games, where he recorded his 1st postseason receipt. at GB (1/5/14), hauling in a 6-yd. pass from QB Colin Kaepernick.

2012

- Appeared in 13 regular season games and all 3 postseason games, nothing 4 receipts. for 51 yds., including a career-long 35-yd. receipt. at Sea. (12/23).

COLLEGE

Appeared in 38 games (12 starts) at Michigan State and recorded 14 receipts. for 135 yds. and 3 TDs. Tallied 35 yds. on 3 receipts. and 1 TD during his senior campaign. Celek caught 2 receipts. for 17 yds. in the 1st 2 games of the 2010 season, before being sidelined for the next 11 games with a shoulder injury. In 2009, recorded 3 receipts. for 33 yds. and 1 TD. As a redshirt freshman, hauled in a career-high 6 receipts. for 50 yds. and a TD.

PERSONAL

- The two-year starter at LaSalle (Cincinnati, OH) HS, was named to PrepStar's all-midwest team. Also competed in track and field, where he won the Greater Catholic League discus title as a junior.
- His brother, Brent, played at the University of Cincinnati (2003-06) and spent 11 years (2007-17) in the NFL with the Philadelphia Eagles.
- The Celek family has a lake house in Northern Michigan where everyone gathers on vacation, cooks out and goes jet skiing. Closer to the Bay Area, Celek owns a Chesapeake Bay retriever that occupies most of his free time. "I love playing with her and teaching her tricks."
- Enjoys playing golf.
- Graduated from Michigan State with a degree in packaging.
- Married to Sarah Hinton, after the couple met in college.
- Earned Jim Adams Award at MSU during his senior year as the team's unsung hero.
- Born Garrett Celek (5/29/88) in Cincinnati, OH.

INJURY REPORT

- 2013:** Inactive at NO (11/17), at Was. (11/25), vs. StL (12/1) and vs. Sea. (12/8) with a hamstring injury.
- 2014:** Placed on the Reserve/Physically Unable to Perform List on 8/25 with a back injury. Placed on the Injured Reserve List on 12/17 with a foot injury.
- 2015:** Inactive at Chi. (12/6) and placed on the Injured Reserve List on 12/8 with an ankle injury.
- 2018:** Inactive at LAR (12/30) with a concussion.
- 2019:** Placed on the Reserve/Physically Unable to Perform List on 7/26/19 with a back injury. Placed on the Injured Reserve List on 12/12/19 with a back injury.



CELEK'S GAME-BY-GAME

2012									2014								
Date	Opp	W/L	P/S	Rec	Yds	Avg	Lg	TD	Date	Opp	W/L	P/S	Rec	Yds	Avg	Lg	TD
Sep 9	at GB	W	—	—	INACTIVE	—	—	—	Sep 7	at Dal	W	—	—	RESERVE/PUP	—	—	—
Sep 16	Det	W	—	—	INACTIVE	—	—	—	Sep 14	Chi	L	—	—	RESERVE/PUP	—	—	—
Sep 23	at Min	L	—	—	DID NOT PLAY	—	—	—	Sep 21	at Arz	L	—	—	RESERVE/PUP	—	—	—
Sep 30	at NYJ	W	1/0	0	0	—	—	0	Sep 28	Phi	W	—	—	RESERVE/PUP	—	—	—
Oct 7	Buf	W	1/0	1	4	4.0	4	0	Oct 5	KC	W	—	—	RESERVE/PUP	—	—	—
Oct 14	NYG	L	1/0	1	6	6.0	6	0	Oct 13	at StL	W	—	—	RESERVE/PUP	—	—	—
Oct 18	Sea	W	1/0	0	0	—	—	0	Oct 19	at Den	L	—	—	RESERVE/PUP	—	—	—
Oct 29	at Arz	W	1/0	0	0	—	—	0	Nov 2	StL	L	—	—	RESERVE/PUP	—	—	—
Nov 11	StL	T	1/0	0	0	—	—	0	Nov 9	at NO	W	—	—	RESERVE/PUP	—	—	—
Nov 19	Chi	W	1/0	0	0	—	—	0	Nov 16	at NYG	W	—	—	RESERVE/PUP	—	—	—
Nov 25	at NO	W	1/0	0	0	—	—	0	Nov 23	Was	W	—	—	RESERVE/PUP	—	—	—
Dec 2	at StL	L	1/0	0	0	—	—	0	Nov 27	Sea	L	1/1	0	0	—	—	0
Dec 9	Mia	W	1/0	0	0	—	—	0	Dec 7	at Oak	L	1/0	1	22	22.0	22	0
Dec 16	at NE	W	1/0	0	0	—	—	0	Dec 14	at Sea	L	1/0	1	31	31.0	31	0
Dec 23	at Sea	L	1/0	2	41	20.5	35	0	PLACED ON INJURED RESERVE (Foot) ON 12/17								
Dec 30	Arz	W	1/0	0	0	—	—	0	TOTALS			3/1	2	53	26.5	31	0
TOTALS																	
2012 Postseason									2015								
Date	Opp	W/L	P/S	Rec	Yds	Avg	Lg	TD	Date	Opp	W/L	P/S	Rec	Yds	Avg	Lg	TD
Jan 12	GB	W	1/0	0	0	—	—	0	Sep 14	Min	W	1/1	3	40	13.3	20	0
Jan 20	at Atl	W	1/0	0	0	—	—	0	Sep 20	at Pit	L	1/1	2	10	5.0	7	0
Feb 3	Bal	L	1/0	0	0	—	—	0	Sep 27	at Arz	L	1/0	3	29	9.7	12	0
TOTALS									Oct 4	GB	L	1/1	3	26	8.7	13	0
									Oct 11	at NYG	L	1/1	3	26	8.7	15	1
									Oct 18	Bal	W	1/1	0	0	—	—	0
2013									Oct 22	Sea	L	1/1	1	8	8.0	8	0
Date	Opp	W/L	P/S	Rec	Yds	Avg	Lg	TD	Nov 1	at StL	L	1/1	0	0	—	—	0
Sep 8	GB	W	1/0	0	0	—	—	0	Nov 8	Atl	W	1/0	2	12	6.0	11t	2
Sep 15	at Sea	L	1/1	0	0	—	—	0	Nov 22	at Sea	L	1/1	2	35	17.5	33	0
Sep 22	Ind	L	1/0	1	30	30.0	30	0	Nov 29	Arz	L	1/0	0	0	—	—	0
Sep 26	at StL	W	1/0	0	0	—	—	0	Dec 6	at Chi	W	—	—	INACTIVE (Ankle)	—	—	—
Oct 6	Hou	W	1/0	0	0	—	—	0	PLACED ON INJURED RESERVE (Ankle) ON 12/8								
Oct 13	Arz	W	1/0	0	0	—	—	0	TOTALS			11/8	19	186	9.8	33	3
Oct 20	at Ten	W	1/0	0	0	—	—	0									
Oct 27	at Jax	W	1/0	0	0	—	—	0									
Nov 10	Car	L	1/0	0	0	—	—	0	2016								
Nov 17	at NO	L	—	—	INACTIVE (Hamstring)	—	—	—	Date	Opp	W/L	P/S	Rec	Yds	Avg	Lg	TD
Nov 25	at Was	W	—	—	INACTIVE (Hamstring)	—	—	—	Sep 12	LAR	W	1/0	1	15	15.0	15	0
Dec 1	StL	W	—	—	INACTIVE (Hamstring)	—	—	—	Sep 18	at Car	L	1/0	1	12	12.0	12	0
Dec 8	Sea	W	—	—	INACTIVE (Hamstring)	—	—	—	Sep 25	at Sea	L	1/0	3	25	8.3	18	0
Dec 15	at TB	W	1/0	1	8	8.0	8	0	Oct 2	Dal	L	1/0	5	79	15.8	29	0
Dec 23	Atl	W	1/0	0	0	—	—	0	Oct 6	Arz	L	1/1	1	4	4.0	4	0
Dec 29	at Arz	W	1/0	0	0	—	—	0	Oct 16	at Buf	L	1/0	0	0	—	—	0
TOTALS									Oct 23	TB	L	1/1	1	4	4.0	4	0
									Nov 6	NO	L	1/0	4	76	19.0	31	0
									Nov 13	at Arz	L	1/0	0	0	—	—	0
2013 Postseason									Nov 20	NE	L	1/0	3	41	13.7	19	0
Date	Opp	W/L	P/S	Rec	Yds	Avg	Lg	TD	Nov 27	at Mia	L	1/0	2	19	9.5	15	1
Jan 5	at GB	W	1/0	1	6	6.0	6	0	Dec 4	at Chi	L	1/0	0	0	—	—	0
Jan 12	at Car	W	1/0	0	0	—	—	0	Dec 11	NYJ	L	1/1	1	5	5.0	5	0
Jan 19	at Sea	L	1/0	0	0	—	—	0	Dec 18	at Atl	L	1/1	2	22	11.0	16t	1
TOTALS									Dec 24	at LAR	W	1/1	4	39	9.8	12	0
									Jan 1	Sea	L	1/1	1	9	9.0	9t	1
									TOTALS			16/6	29	350	12.2	31	3



CELEK'S GAME-BY-GAME

2017									2018								
Date	Opp	W/L	P/S	Rec	Yds	Avg	Lg	TD	Date	Opp	W/L	P/S	Rec	Yds	Avg	Lg	TD
Sep 10	Car	L	1/0	0	0	—	—	0	Sep 9	at Min	L	1/0	0	0	—	—	0
Sep 17	at Sea	L	1/0	1	6	6.0	6	0	Sep 16	Det	W	1/0	2	22	11.0	11t	1
Sep 21	LAR	L	1/1	1	1	1.0	1	1	Sep 23	at KC	L	1/0	1	7	7.0	7	0
Oct 1	at Arz	L	1/1	0	0	—	—	0	Sep 30	at LAC	L	1/0	0	0	—	—	0
Oct 8	at Ind	L	1/1	1	6	6.0	6	0	Oct 7	Arz	L	1/0	0	0	—	—	0
Oct 15	at Was	L	1/1	1	13	13.0	13	0	Oct 15	at GB	L	1/0	0	0	—	—	0
Oct 22	Dal	L	1/1	1	11	11.0	11	0	Oct 21	LAR	L	1/0	0	0	—	—	0
Oct 29	at Phi	L	1/1	1	24	24.0	24	0	Oct 28	at Arz	L	1/0	0	0	—	—	0
Nov 5	Arz	L	1/1	1	13	13.0	13	0	Nov 1	Oak	W	1/0	0	0	—	—	0
Nov 12	NYG	W	1/1	4	67	16.8	47t	1	Nov 12	NYG	L	1/0	0	0	—	—	0
Nov 26	Sea	L	1/1	2	7	3.5	5	0	Nov 25	at TB	L	1/0	0	0	—	—	0
Dec 3	at Chi	W	1/1	2	30	15.0	22	0	Dec 2	at Sea	L	1/1	0	0	—	—	0
Dec 10	at Hou	W	1/1	2	67	33.5	61	1	Dec 9	Den	W	1/0	0	0	—	—	0
Dec 17	Ten	W	1/1	3	63	21.0	41	1	Dec 16	Sea	W	1/0	2	61	30.5	41t	1
Dec 24	Jax	W	1/1	0	0	—	—	0	Dec 23	Chi	L	1/0	0	0	—	—	0
Dec 31	at LAR	W	1/0	1	28	28.0	28	0	Dec 30	at LAR	L	—	INACTIVE (Concussion)			—	—
TOTALS			16/13	21	336	16.0	61	4	TOTALS			15/1	5	90	18.0	41t	2



78

T

SHON COLEMAN

6-5 | 310 | AUBURN

11.25.91 | OLIVE BRANCH, MS | 4TH YEAR | ACQUIRED TR IN '18 - CLE

GOLDMINE

- Coleman and his teammates joined Levi's in support of breast, colon and pediatric cancer warriors at the Crucial Catch Fashion Show presented by Dignity Health on October 2, 2018. 49ers players and cancer warriors took to the runway to show off their attire and share their stories of strength and courage with the audience.



COLEMAN'S GOLDEN NUGGET

- After defeating acute lymphoblastic leukemia, Coleman was invited to announce a draft selection in the 2014 NFL Draft. As he left the stage, Roger Goodell told him, "I know I'll see you back here in a couple of years." Two years later, Goodell's words came true, as he was drafted by the Cleveland Browns in 2016.

GOLDMINE (CONTINUED)

- Coleman was diagnosed with leukemia in the spring of 2010. After undergoing treatment at St. Jude's Children's Research Hospital, he was eventually cleared to return to the field in 2012. Coleman returned to the hospital in 2016 for his Draft party, where he watched the Draft with patients and medical staffers. "There's a lot of young kids that went through the same things I went through that look up to me," Coleman said. "They are also an inspiration to me. My engine is still running to let people know you can beat the odds and dreams never fade."



COLEMAN'S CAREER STATISTICS

GAMES/STARTS – 23/16: 2016 (7/0); 2017 (16/16); 2018 (0/0); 2019 (IR)

POSTSEASON GAMES/STARTS – 0/0: 2019 (IR)

Milestones:

NFL Debut: at Ten. (10/16/16); **First Start:** vs. Pit. (9/10/17)

COLEMAN'S TRANSACTIONS

Originally a 3rd-round (76th overall) draft choice by Cle. in 2016...Traded to SF on 8/31/18...Placed on the Injured Reserve List on 8/12/19.



2018 (SAN FRANCISCO)

- Was inactive for all 16 games with the 49ers after being traded to the team on 8/31.

2017 (CLEVELAND)

- Started all 16 games at RT for the Browns.
- Made his first career start vs. Pit. (9/10).

2016 (CLEVELAND)

- As a rookie, saw action in seven games in a reserve role.
- Made his NFL debut at Ten. (10/16).

COLLEGE


Played in 32 games (25 starts) in his five years (2011-15) at Auburn. Named Second-Team All-SEC in 2015 after starting 12 games at T for an offense that generated 2,553 rushing yds. In 2014, started all 13 games on an offensive line that paved the way for 3,321 rushing yds. on the year. Appeared in 7 games as a freshman in 2013. Spent time away from football as he underwent treatment at St. Jude's from 2011-12 after being diagnosed with leukemia in 2010.

PERSONAL

- Attended Olive Branch (MS) HS where he earned first-team all-state honors as a senior.
- Participated in the 2010 Army All-American Bowl.
- Graduated with a bachelor's degree in public administration and a master's degree in adult education.
- Born Shon De'mere Coleman (11/25/91) in Olive Branch, MS.

INJURY REPORT

2019: Placed on the Injured Reserve List on 8/12/19 with a right ankle injury.



26

TEVIN COLEMAN

RB

6-1 | 210 | INDIANA

4.16.93 | OAK FOREST, IL | 5TH YEAR | ACQUIRED FA IN '19

AWARDS & HONORS

2019: FedEx Ground Player of the Week (Week 8)

CAREER HIGHLIGHTS

- With 4 TDs (3 rushing, 1 receiving) vs. Car. (10/27/19), he became the 3rd player and only RB in franchise history to record at least 4 TDs in a game.

MOST TDS IN A GAME, FRANCHISE HISTORY

Player	Game	TDs
1. Jerry Rice, WR	at Atl. (10/14/90)	5
2t. Tevin Coleman, RB	vs. Car (10/27/19)	4
Jerry Rice, WR	at TB (11/14/93)	4
Billy Kilmer, QB	at Min. (10/15/61)	4

- Registered 3 rushing TDs and 1 rec. TD vs. Car. (10/27), totaling 24 points, t-3rd for the most points scored by a player in a game in franchise history.

MOST POINTS IN A GAME, FRANCHISE HISTORY

Player	Game	Points
1. Jerry Rice, WR	at Atl. (10/14/90) - 5 TDs	30
2. Gordie Soltau, E	vs. LAR (10/28/51) - 3 RDs, 1 FG, 5 PATS	26
3t. Tevin Coleman, RB	vs. Car. (10/27/19) 4 TDs	24
Jerry Rice, WR	at TB (11/14/93) - 4 TDs	24
Billy Kilmer, QB	at Min. (10/15/61) - 4 TDs	24

2019 HIGHLIGHTS

- Played in 14 games (11 starts) and registered 137 carries for 544 yds. and 6 TDs and 21 receipts. for 180 yds. and 1 TD this season. Played in all 3 postseason games (2 starts) and notched 33 carries for 154 yds. and 2 TDs.
- Along with RB Raheem Mostert (772) and RB Matt Breida (623), it marks the first time the 49ers had 3 players rush for over 500 yds. in a single season since 1954 [FB Joe Perry (1,049), FB John Henry Johnson (681) and HB Hugh McElhenny (515)].
- Finished the game vs. Cle. (10/7) with 16 carries for 97 yds. and 1 TD, his first TD as a member of the 49ers.
- Registered 18 carries for 45 yds. and a 2-yd. TD run at LAR (10/13), marking his 2nd TD of the season.
- Rushed for 105 yds. and career-high tying 3 TDs on 11 carries (9.5 avg.) and added 2 receipts. for 13 yds. and 1 TD vs. Car. (10/27). He became the first player in franchise history to register 3 rushing TDs and 1 rec. TD in the same game. It marked the 2nd time in his career that he registered at least 1 TD run and 1 TD recept. in the same game (12/11/16 at LAR - 1 rushing TD & 1 receiving TD).
- Registered 11 carries for 39 yds. and 1 TD vs. GB (11/24).
- Finished the game vs. Min. (1/11/20 - NFC-D) with 22 carries for 105 yds. and 2 TDs run on the day. This marked his first career 100-yd. game in the postseason as well as his first career postseason game with 2-or-more rushing TDs. Is the first member of the 49ers with 2-or-more rushing TDs in a postseason game since RB Frank Gore had 2 rushing TDs at Atl. (1/20/13 - NFC-C). Is also the first 49er to rush for over 100 yds. in a postseason game since QB Colin Kaepernick [130 yds. (1/19/14 - NFC-C)].

COLEMAN'S GOLDEN NUGGETS

- Is a descendant of former Liberian president William David Coleman.
- Born weighing only three and a half pounds, arriving 10 weeks too early, his parents, Wister and Adlevia, were told that Tevin only had a 20 percent chance of survival. Coleman beat the odds, growing stronger each day. Due to his strength and tenacity from such an early age, Tevin's doctors granted him the nickname "Rock". Growing up, he found his strength competing in sports, from baseball and football to track. Now, Tevin supports charities in order to raise funds for the families of babies born prematurely.
- Was a talented track & field athlete at Oak Forest (IL) HS, setting school records of 10.5 and 21.4 seconds in the 100 and 200 meters, respectively, and 24 feet, 3 1/4 inches in the long jump.



COLEMAN'S GAME-BY-GAME

2019

Date	Opp	W/L	P/S	Rsh	Yds	Avg	Lg	TD	Rec	Yds	TD
Sep 8	at TB	W	1/1	6	23	3.8	12	0	2	33	0
Sep 15	at Cin	W	—	—	INACTIVE (Ankle)	—	—	—	—	—	—
Sep 22	Pit	W	—	—	INACTIVE (Ankle)	—	—	—	—	—	—
Oct 7	Cle	W	1/0	16	97	6.1	19t	1	0	0	0
Oct 13	at LAR	W	1/1	18	45	2.5	9	1	2	16	0
Oct 20	at Was	W	1/0	20	62	3.1	9	0	2	-1	0
Oct 27	Car	W	1/0	11	105	9.5	48t	3	2	13	1
Oct 31	at Arz	W	1/1	12	23	1.9	8	0	2	13	0
Nov 11	Sea	L	1/1	9	40	4.4	22	0	4	32	0
Nov 17	Arz	W	1/1	12	14	1.2	4	0	3	48	0
Nov 24	GB	W	1/1	11	39	3.5	11	1	2	10	0
Dec 1	at Bal	L	1/1	5	6	1.2	2	0	1	9	0
Dec 8	at NO	W	1/1	3	6	2.0	6	0	0	0	0
Dec 15	Atl	L	1/1	4	40	10.0	37	0	0	0	0
Dec 21	LAR	W	1/1	5	33	6.6	12	0	0	0	0
Dec 29	at Sea	W	1/1	5	11	2.2	5	0	1	7	0
TOTALS			14/11	137	544	4.0	48t	6	21	180	1

2019 Postseason

Date	Opp	W/L	P/S	Rsh	Yds	Avg	Lg	TD	Rec	Yds	TD
Jan 11	Min	W	1/0	22	105	4.8	11	2	0	0	0
Jan 19	GB	W	1/1	6	21	3.5	5	0	0	0	0
Feb 2	at KC	L	1/1	5	28	5.6	17	0	1	3	0
TOTALS			3/2	33	154	4.7	17	2	1	3	0



GOLDMINE

- Although he grew up in suburban Chicago, Coleman's roots began in Liberia, where his parents grew up before migrating to the United States as teenagers. Following the 2016 season, Coleman, along with his father, brother, and a pastor from his church, flew to West Africa on a two-week long mission trip, aiding the poverty-stricken children of the country. The group opened up water wells to provide clean drinking water to the residents and provided a medical clinic. Tevin took a hands-on approach, from evaluating new sites for schools to assisting medical professionals in taking temperatures and blood pressures in the clinic. Helping the children in the country is something that holds great importance to Coleman, because he knows he could have been one of those children, too. Speaking to ESPN, he said, "Everything I have and that my parents gave me, I'm so blessed. That's why I'm doing this. Why not give to people who don't have it? That's what I like to do."



GOLDMINE (CONTINUED)

- Unlike their dad, Tevin's twins Nazaneen and Nezerah, born in 2017, were both perfectly healthy upon arrival. Tevin wanted to honor his and their mother's heritage, giving them Liberian-Palestinian names. His two additions have given him even more motivation in life and football in order to provide them with a great life. He said, "It was definitely good to know that they were healthy and that they didn't have to go through what I went through growing up. Just like with everything in the world, I have to keep myself safe for them. I'm always thinking about them and doing stuff for them."



COLEMAN'S CAREER STATISTICS

YEAR	TEAM	GP	GS	RUSHING					RECEIVING				
				ATT	YDS	AVG	LG	TD	NO	YDS	AVG	LG	TD
2015	ATL	12	3	87	392	4.5	46	1	2	14	7.0	10	0
2016	ATL	13	0	118	520	4.4	55t	8	31	421	13.6	49	3
2017	ATL	15	3	156	628	4.0	52	5	27	299	11.1	39	3
2018	ATL	16	14	167	800	4.8	65	4	32	276	8.6	39t	5
2019	SF	14	11	137	544	4.0	48t	6	21	180	8.6	37	1
TOTALS		70	31	665	2,884	4.3	65	24	113	1,190	10.5	49	12

PLAYOFFS

YEAR	TEAM	GP	GS	RUSHING					RECEIVING				
				ATT	YDS	AVG	LG	TD	NO	YDS	AVG	LG	TD
2016	ATL	3	0	29	115	4.0	15	1	7	63	9.0	17	2
2017	ATL	2	0	24	119	5.0	23	0	4	42	10.5	14	0
2019	SF	3	2	33	154	4.7	17	2	1	3	3.0	3	0
TOTALS		8	2	86	388	4.5	23	3	12	108	9.0	17	2

Additional Statistics:

Fumbles—Lost — 7—3: 2015 (3—3); 2016 (1—0); 2017 (1—0); 2018 (2—0)

Tackles — 6: 2015 (4); 2017 (1); 2019 (1)

Fumble Recoveries — 1: 2019 (1)

Milestones:

NFL Debut: vs. Phi. (9/14/15); **First Start:** vs. Phi. (9/14/15); **First Rushing TD:** Regular Season — at NYG (9/20/15); Postseason — vs. Min. (1/11/20); **First Receiving TD:** at Den. (10/9/16 — 31-yd. pass from QB Matt Ryan); **100-yd. Games:** Regular Season — 4, Last vs. Car. (10/27/19 — 105 yds.); Postseason — 1, vs. Min. (1/11/20); **First Multi-TD Game:** Regular Season — at NO (9/26/16 — 3 TDs); Postseason — vs. Min. (1/11/20); **2 TD Games:** Regular Season — 3, Last vs. Car (10/27/19); Postseason — 1, vs. Min. (1/11/20)

COLEMAN'S CAREER 100-YARD RUSHING GAMES (5)

Date	Opp	Rsh	Yds	Avg	TD	Date	Opp	Rsh	Yds	Avg	TD
11/29/15	vs. Min.	18	110	6.1	0	10/27/19	vs. Car.	11	105	9.5	3
9/16/18	vs. Car.	16	107	6.7	0	1/11/20*	vs. Min.	22	105	4.8	2
12/16/18	vs. Arz.	11	145	13.2	1						

*Postseason

COLEMAN'S CAREER 100-YARD RECEIVING GAMES (1)

Date	Opp	Rec	Yds	Avg	TD
10/9/16	at Den.	4	132	33.0	1

COLEMAN'S CAREER HIGHS

Rushes: Regular Season — 20 (4 times) Last at Was. (10/20/19); Postseason — 22 vs. Min. (1/11/20)

Rushing Yards: Regular Season — 145 vs. Arz. (12/16/18); Postseason — 105 vs. Min. (1/11/20)

Rushing TDs: Regular Season — 3 (2 times) Last vs. Car. (10/27/19); Postseason — 2 vs. Min. (1/11/20)

Long Rush: Regular Season — 65 vs. Arz. (12/16/18); Postseason — 23 at Phi. (1/13/18)

Receptions: Regular Season — 5 (2 times) Last at Was. (11/4/18); Postseason — 3 (3 times) Last at LAR (1/6/18)

Receiving Yards: Regular Season — 132 at Den. (10/9/16); Postseason — 35 vs. GB (1/22/17)

Receiving TDs: Regular Season — 2 at Was. (11/4/18); Postseason — 1 (2 times) Last vs. NE (2/5/17)

COLEMAN'S TRANSACTIONS

Originally a 3rd-round (73rd overall) draft choice by Atl. in 2015...Signed a two-year deal with SF on 3/14/19.



2018 (ATLANTA)

- Registered career highs in games played (16), starts (14), rushing atts. (167), rushing yds. (800), receipts. (32) and rec. TDs (5).
- Added 16 carries for 107 yds. along with 4 receipts. for 18 rec. yds. vs. Car. (9/16).
- Registered 13 rushes for 88 yds. to go along with 5 receipts. for 68 yds. and a career-high 2 rec. TDs at Was. (11/4).
- Finished with 11 carries for a career-high 145 yds. (13.2 avg.) and 1 TD vs. Arz. (12/16).

2017 (ATLANTA)

- Appeared in 15 games (3 starts) and finished with 156 carries for 628 yds. and 5 TDs in addition to 27 receipts. for 299 yds. and 3 TDs.
- Saw action in both postseason contests, adding 24 rushing atts. for 119 yds. and 4 receipts. for 42 yds.
- Finished with 77 rushing yds. and 65 rec. yds. vs. Buf. (10/1).
- Registered 19 rushing atts. for a season-high 97 rushing yds. and 2 TDs vs. TB (11/26), marking his 3rd-consecutive game with at least 1 rushing TD.

2016 (ATLANTA)

- Registered 118 carries for 520 yds. and a career-high 8 TDs in 13 games played to go along with 31 receipts. for 421 yds. and 3 TDs through the air.
- Saw action in 3 postseason games, adding 29 rushing atts. for 115 yds. and 1 TD in addition to 7 receipts. for 63 yds. and 2 TDs.
- Registered 6 carries for 31 yds. on the ground along with 4 receipts. for a career-high 132 yds. and the first rec. TD of his career at Den. (10/9).
- Finished with 8 rushes for 64 yds., including a 30-yd. TD run vs. SD (10/23).
- Added 9 carries for 90 yds. and a 55-yd. TD at Car. (12/24).
- Made his postseason debut vs. Sea. (1/14/17 - NFC-D), finishing with 11 carries for 57 yds. along with 3 receipts. for 22 yds. and 1 TD through the air.
- Saw his lone receipt. go for a 6-yd. TD in addition to adding 7 receipts. for 29 yds. vs. NE (2/5/17 - Super Bowl LI).

2015 (ATLANTA)

- Saw action in 12 games (3 starts) as a rookie, finishing with 87 carries for 392 yds. and 1 TD.
- Made his first career start in his NFL debut vs. Phi. (9/14), adding 20 carries for 80 yds. on the ground.
- Registered 9 carries for 32 yds. and the first TD of his career at NYG (9/20).
- Went over 100-yds. rushing for the first time in his career vs. Min. (11/29), finishing with 18 carries for 110 yds. (6.1 avg.).

COLLEGE

Appeared in 33 games (23 starts) in 3 years (2012-14) at Indiana and registered 452 carries for 3,219 yds. (7.1 avg.) and 28 TDs. As a junior in 2014, became the 18th player in FBS history at the time to reach 2,000 rushing yds. in a single season, recording 2,036 yds. and 15 TDs on 270 atts., earning All-American and First-Team All-Big Ten honors in 12 starts. In 2013, started 9 games and was named Honorable Mention All-Big Ten honors after rushing for 958 yds. and 12 TDs on 131 carries, averaging 106.4 rushing yds. per game. As a freshman in 2012, appeared in 12 games (2 starts) and earned All-Big Ten Freshman after finishing with 51 rushes for 225 yds. and 1 TD.

PERSONAL

- Attended Oak Forest (IL) HS where in addition to running back, played wide receiver, cornerback and returned both punts and kickoffs. As a senior, he earned first team all-state honors after rushing for 949 yds. and 13 TDs on 83 carries (11.4 avg.) to go along with 16 receipts. for 345 yds. (21.6) and 5 TDs..
- Also ran track & field where he finished second at the 2011 Illinois Class 2A track meet in the long jump (23-0.25) for the second straight year and fourth in the 100m (10.86).
- Born Tevin Ford Coleman (4/16/93) in Tinley Park, IL.

INJURY REPORT

- 2015:** Inactive 2 games [at Dal. (9/27) and vs. Hou. (10/4)] with a rib injury. Inactive 2 games [vs. Car. (12/27) and vs. NO (1/3/16)] with a concussion.
- 2016:** Inactive 3 games [vs. GB (10/30), at TB (11/3) and at Phi. (11/13)] with a hamstring injury.
- 2017:** Inactive at TB (12/18) with a concussion.
- 2019:** Inactive 2 games [at Cin. (9/15) and vs. Pit. (9/22)] with an ankle injury.



COLEMAN'S GAME-BY-GAME

2015 (Atlanta)

Date	Opp	W/L	P/S	Rsh	Yds	Avg	Lg	TD	Rec	Yds	TD
Sep 14	Phi	W	1/1	20	80	4.0	20	0	0	0	0
Sep 20	at NYG	W	1/1	9	32	3.6	11	1	0	0	0
Sep 27	at Dal	W	—	—	INACTIVE (Ribs)		—	—	—	—	—
Oct 4	Hou	W	—	—	INACTIVE (Ribs)		—	—	—	—	—
Oct 11	Was	W	1/0	2	3	1.5	2	0	0	0	0
Oct 15	at NO	L	1/0	4	40	10.0	18	0	0	0	0
Oct 25	at Ten	W	1/0	3	14	4.7	10	0	0	0	0
Nov 1	TB	L	1/0	3	11	3.7	7	0	1	10	0
Nov 8	at SF	L	1/0	1	3	3.0	3	0	0	0	0
Nov 22	Ind	L	1/0	17	48	2.8	10	0	0	0	0
Nov 29	Min	L	1/1	18	110	6.1	46	0	0	0	0
Dec 6	at TB	L	1/0	3	13	4.3	10	0	1	4	0
Dec 13	at Car	L	1/0	3	15	5.0	11	0	0	0	0
Dec 20	at Jax	W	1/0	4	23	5.8	9	0	0	0	0
Dec 27	Car	W	—	—	INACTIVE (Concussion)		—	—	—	—	—
Jan 3	NO	L	—	—	INACTIVE (Concussion)		—	—	—	—	—
TOTALS			12/3	87	392	4.5	46	1	2	14	0

2016 (Atlanta)

Date	Opp	W/L	P/S	Rsh	Yds	Avg	Lg	TD	Rec	Yds	TD
Sep 11	TB	L	1/0	8	22	2.8	7	0	5	95	0
Sep 18	at Oak	W	1/0	12	46	3.8	13t	1	2	25	0
Sep 26	at NO	W	1/0	12	42	3.5	9	3	3	47	0
Oct 2	Car	W	1/0	8	19	2.4	7	0	3	14	0
Oct 9	at Den	W	1/0	6	31	5.2	16	0	4	132	1
Oct 16	at Sea	L	1/0	5	10	2.0	4	0	1	7	0
Oct 23	SD	L	1/0	8	64	8.0	30t	1	1	10	0
Oct 30	GB	W	—	—	INACTIVE (Hamstring)		—	—	—	—	—
Nov 3	at TB	W	—	—	INACTIVE (Hamstring)		—	—	—	—	—
Nov 13	at Phi	L	—	—	INACTIVE (Hamstring)		—	—	—	—	—
Nov 27	Arz	W	1/0	8	9	1.1	7	1	2	4	0
Dec 4	KC	L	1/0	12	49	4.1	9	0	0	0	0
Dec 11	at LAR	W	1/0	8	36	4.5	10	1	2	19	1
Dec 18	SF	W	1/0	14	58	4.1	29	0	2	8	0
Dec 24	at Car	W	1/0	9	90	10.0	55t	1	3	45	0
Jan 1	NO	W	1/0	8	44	5.5	25	0	3	15	1
TOTALS			13/0	118	520	4.4	55t	8	31	421	3

2016 Postseason (Atlanta)

Date	Opp	W/L	P/S	Rsh	Yds	Avg	Lg	TD	Rec	Yds	TD
Jan 14	Sea	W	1/0	11	57	5.2	15	0	3	22	1
Jan 22	GB	W	1/0	11	29	2.6	10	1	3	35	0
Feb 5	NE	L	1/0	7	29	4.1	9	0	1	6	1
TOTALS			3/0	29	115	4.0	15	1	7	63	2

2017 (Atlanta)

Date	Opp	W/L	P/S	Rsh	Yds	Avg	Lg	TD	Rec	Yds	TD
Sep 10	at Chi	W	1/0	8	16	2.0	7	0	4	42	0
Sep 17	GB	W	1/0	6	42	7.0	35	0	2	3	1
Sep 24	at Det	W	1/0	6	46	7.7	14	0	3	43	0
Oct 1	Buf	L	1/0	9	77	8.6	29	0	4	65	0
Oct 15	Mia	L	1/0	9	32	3.6	20	1	1	4	0
Oct 22	at NE	L	1/0	6	16	2.7	6	0	0	0	0
Oct 29	at NYJ	W	1/0	14	82	5.9	52	0	1	22	0
Nov 5	at Car	L	1/0	5	5	1.0	2	0	1	19	1
Nov 12	Dal	W	1/0	20	83	4.2	19	1	1	5	0
Nov 20	at Sea	W	1/1	20	43	2.2	9	1	1	15	0
Nov 26	TB	W	1/1	19	97	5.1	20	2	0	0	0
Dec 3	Min	L	1/0	8	22	2.8	6	0	3	27	0
Dec 7	NO	W	1/0	9	32	3.6	9	0	0	0	0
Dec 18	at TB	W	—	—	INACTIVE (Concussion)		—	—	—	—	—
Dec 24	at NO	L	1/0	6	12	2.0	15	0	4	40	1
Dec 31	Car	W	1/1	11	23	2.1	6	0	2	14	0
TOTALS			15/3	156	628	4.0	52	5	27	299	3

2017 Postseason (Atlanta)

Date	Opp	W/L	P/S	Rsh	Yds	Avg	Lg	TD	Rec	Yds	TD
Jan 6	at LAR	W	1/0	14	40	2.9	7	0	3	28	0
Jan 13	at Phi	L	1/0	10	79	7.9	23	0	1	14	0
TOTALS			2/0	24	119	5.0	23	0	4	42	0

2018 (Atlanta)

Date	Opp	W/L	P/S	Rsh	Yds	Avg	Lg	TD	Rec	Yds	TD
Sep 6	at Phi	L	1/0	9	19	2.1	9t	1	1	26	0
Sep 16	Car	W	1/1	16	107	7.0	36	0	4	18	0
Sep 23	NO	L	1/1	15	33	2.2	15	0	2	14	1
Sep 30	Cin	L	1/1	14	51	3.6	9	0	3	26	0
Oct 7	at Pit	L	1/0	7	15	2.1	8	0	2	15	0
Oct 14	TB	W	1/1	10	35	3.5	15	0	1	6	1
Oct 22	NYG	W	1/1	11	50	4.6	30t	1	2	32	0
Nov 4	at Was	W	1/1	13	88	6.8	16	0	5	68	2
Nov 11	at Cle	L	1/1	11	44	4.0	18	0	3	19	0
Nov 18	Dal	L	1/1	8	58	7.3	17	0	3	27	0
Nov 22	at NO	L	1/1	8	6	0.8	4	0	3	17	1
Dec 2	Bal	L	1/1	6	8	1.3	8	0	1	3	0
Dec 9	at GB	L	1/1	10	45	4.5	13	0	1	—4	0
Dec 16	Arz	W	1/1	11	145	13.2	65	1	0	0	0
Dec 23	at Car	W	1/1	10	51	5.1	20	0	0	0	0
Dec 30	at TB	W	1/1	8	45	5.6	23t	1	1	9	0
TOTALS			16/14	167	800	4.8	65	4	32	276	5



96 SHELDON DAY

DL

6-1 | 285 | NOTRE DAME

7.1.94 | INDIANAPOLIS, IN | 4TH YEAR | ACQUIRED WAI IN '17 - JAX

2019 HIGHLIGHTS

- Played in all 16 games (2 starts) and tallied 15 tackles and 1.0 sack. Also started all 3 postseason games and registered 3 tackles.
- Sacked Falcons QB Matt Ryan for a 7-yd. loss vs. Atl. (12/15). The sack marked his first of the season and 6th of his career.
- Helped the 49ers defense hold the Vikings to 147 total net yds. (21 rushing and 126 passing) vs. Min. (1/11/20 - NFC-D). The 147 total net yds. allowed are the fewest allowed in a postseason game in franchise history. It also marked the fewest total net yds. allowed in an NFL postseason game since 1/3/15 [Carolina held Arz. to 78 total net yds. (27 rushing and 51 passing)]. The 21 rushing yds. allowed by the 49ers defense is the fewest allowed in a postseason game in franchise history.

GOLDMINE

- NFL players had the opportunity to participate in the NFL's annual My Cause, My Cleats campaign during Week 14 of the 2019 season. Day and his teammates represented their respective causes with custom-designed cleats in an effort to raise awareness and funding. Day chose the Boys & Girls Club Silicon Valley, saying, "I play for kids to overcome adversity and do great things."
- The 49ers and their families hosted 450 underserved boys and girls from the Bay Area for the first-ever 49ers Hope for the Holidays event. Each child had a once-in-a-lifetime experience traveling through Levi's Stadium and left with a brand new bike, helmet, lock, haircut, shoes, toys, glasses, backpack, dinner and more.
- Members of the 49ers defensive line spent time with 25 local youth from the Fam 1st Foundation at Shoe Palace for a special holiday shopping experience on December 16, 2019. The Fam 1st Foundation is based in Oakland and focuses on underserved youth, aiming to build new generations of innovative thinkers to create solutions for the future of Oakland and beyond.



DAY'S GOLDEN NUGGETS

- As a Senior at Notre Dame in 2015, was the recipient of multiple All-America honors, which included *USA Today* First-Team All-American, *Associated Press* Second-Team All-American, and Phil Steele Second-Team All-American.
- Enrolled early at Notre Dame, starting classes in January of 2012 after graduating from high school in December of 2011.
- Since being drafted in 2016, has continued to build opportunities for youth in the east side of Indianapolis communities through various educational and athletic programs.

DAY'S GAME-BY-GAME

2019

Date	Opp	W/L	P/S	Tot	Sol	Ast	Sk	Yds	Int	Yds	PD	FF	FR	Yds
Sep 8	at TB	W	1/0	1	1	0	0.0	0.0	0	0	0	0	0	0
Sep 15	at Cin	W	1/0	2	1	1	0.0	0.0	0	0	0	0	0	0
Sep 22	Pit	W	1/0	1	0	1	0.0	0.0	0	0	0	0	0	0
Oct 7	Cle	W	1/0	1	0	1	0.0	0.0	0	0	0	0	0	0
Oct 13	at LAR	W	1/0	0	0	0	0.0	0.0	0	0	0	0	0	0
Oct 20	at Was	W	1/0	1	1	0	0.0	0.0	0	0	0	0	0	0
Oct 27	Car	W	1/0	1	1	0	0.0	0.0	0	0	0	0	0	0
Oct 31	at Arz	W	1/0	0	0	0	0.0	0.0	0	0	0	0	0	0
Nov 11	Sea	L	1/0	0	0	0	0.0	0.0	0	0	0	0	0	0
Nov 17	Arz	W	1/0	0	0	0	0.0	0.0	0	0	0	0	0	0
Nov 24	GB	W	1/0	1	1	0	0.0	0.0	0	0	0	0	0	0
Dec 1	at Bal	L	1/0	1	0	1	0.0	0.0	0	0	0	0	0	0
Dec 8	at NO	W	1/0	1	1	0	0.0	0.0	0	0	0	0	0	0
Dec 15	Atl	L	1/0	2	2	0	1.0	7.0	0	0	0	0	0	0
Dec 21	LAR	W	1/1	2	1	1	0.0	0.0	0	0	0	0	0	0
Dec 29	at Sea	W	1/1	1	1	0	0.0	0.0	0	0	0	0	0	0
TOTALS				16/2	15	10	5	1.0 7.0	0	0	0	0	0	0

2019 Postseason

Date	Opp	W/L	P/S	Tot	Sol	Ast	Sk	Yds	Int	Yds	PD	FF	FR	Yds
Jan 11	Min	W	1/1	2	2	0	0.0	0.0	0	0	0	0	0	0
Jan 19	GB	W	1/1	0	0	0	0.0	0.0	0	0	0	0	0	0
Feb 2	at KC	L	1/1	1	0	1	0.0	0.0	0	0	0	0	0	0
TOTALS				3/3	3	2	1	0.0 0.0	0	0	0	0	0	0

GOLDMINE (CONTINUED)

- On November 26th, 2019, the 49ers teamed up with Martha's Kitchen of San Jose to serve Thanksgiving dinner to over 300 people in need. Members of the team served food, bussed tables and refilled beverages. The team also provided toiletries and giveaways to all those in attendance.





GOLDMINE (CONTINUED)

- In June of 2017, Day held his Inaugural “Sheldon’s Daylight Camp” at Warren Central High School in Indianapolis, IN. Over 150 kids attended the free four-day football camp which Day had been anxious to host since the day he was drafted. “I know most of these kids out here on the east side are probably like I was,” said Day. “No way I’m going to charge them to come here. They should just have fun here and be with me.” The camp included a visit to Notre Dame so kids would not only gain football knowledge, but also be informed of different opportunities to further their education and attend college. “This is fun for me. It’s a chance for me to give back and have some fun with them. When I see the kids smiling, that’s a great thing. That’s why we are here.” Day has continued his camp over the past two offseasons.



- The 49ers partnered with USAA and took a visit to the U.S. Coast Guard Base in Alameda. Day and his teammates were given a tour of the base, had the opportunity to get to know the stationed Coast Guard personnel and were shown a search and rescue demonstration.
- Day, the emcee of the night, and his teammates joined Levi’s in support of breast, colon and pediatric cancer warriors at the Crucial Catch Fashion Show presented by Dignity Health in October of 2018. 49ers players and cancer warriors took to the runway to show off their attire and share their stories of strength and courage with the audience.



- The 49ers hosted a flag football clinic for local first responders and their children at the team facility on October 23, 2018. Day and his teammates taught the children the fundamentals of the game before hitting the field for drills and games. The 100-plus guests also had the opportunity to try on equipment and participate in a photoshoot.



- The 49ers joined forces with Martha’s Kitchen of San Jose as part of their Community Tuesday kickoff event on September 11, 2018. Day and teammates took part in the event by serving dinner to nearly 200 residents in need, refilling beverages and bussing tables. Both the 49ers and Levi’s Stadium partner with Martha’s Kitchen throughout the year by donating excess food after stadium events. Martha’s Kitchen’s mission is to “feed the hungry with dignity, no questions asked, no judgements made.”
- NFL players had the opportunity to participate in the NFL’s annual My Cause, My Cleats campaign during a designated home game between Weeks 13-15 of 2018. Day and his teammates represented their respective causes with custom-designed cleats in an effort to raise awareness and funding. The Boys & Girls Club of Silicon Valley inspires and empowers all young people, especially those who need us most, to realize their full potential as productive, responsible, and caring adults.



- Day joined the Florida Department of Transportation’s “Alert Today, Alive Tomorrow” campaign during International Walk to School Day in October of 2017. Alongside kids that were walking to school in the Jacksonville area, Day assisted in teaching them the health benefits they were receiving by walking to school and showed them how to get there safely.
- On October 15, 2019, Day and his teammates spent time with fans and members of local Silicon Valley businesses to compete in a bowling tournament as the 49ers Foundation hosted the second annual 1st and Bowl Challenge. The funds raised at the event will support the charitable programs of the 49ers Foundation and benefit Bay Area youth.





DAY'S CAREER STATISTICS

YEAR	TEAM	GP	GS	TACKLES					YDS	INT	INTERCEPTIONS				PD	FUMBLES		
				TOT	SOL	AST	SACKS				YDS	LG	TD			FF	FR	YDS
2016	JAX	16	0	8	6	2	1.0	4.0	0	0	—	0	0	0	0	0	0	
2017	JAX/SF	12	0	19	13	6	2.0	15.0	0	0	—	0	2	0	0	0	0	
2018	SF	12	0	11	9	2	2.0	13.0	0	0	—	0	2	0	0	0	0	
2019	SF	16	2	15	10	5	1.0	7.0	0	0	—	0	0	0	0	0	0	
TOTALS		56	2	53	38	15	6.0	39.0	0	0	—	0	4	0	0	0	0	

PLAYOFFS

YEAR	TEAM	GP	GS	TACKLES				YDS	INT	INTERCEPTIONS				PD	FUMBLES		
				TOT	SOL	AST	SACKS			YDS	LG	TD	FF		FR	YDS	
2019	SF	3	3	3	2	1	0.0	0.0	0	0	—	0	0	0	0	0	0
TOTALS		3	3	3	2	1	0.0	0.0	0	0	—	0	0	0	0	0	0

Milestones:

NFL Debut: vs. GB (9/11/16); **First Start:** vs. LAR (12/21/19); **First Sack:** vs. Ten. (12/24/16 — QB Marcus Mariota)

DAY'S CAREER HIGHS

Total Tackles: Regular Season — 5 at LAR (12/31/17); Postseason — 2 vs. Min. (1/11/20)

Solo: Regular Season — 4 at LAR (12/31/17); Postseason — 2 vs. Min. (1/11/20)

Assists: Regular Season — 2 at Hou. (12/10/17); Postseason — 1 at KC (2/2/20)

Sacks: Regular Season — 1.0 (6 times) Last vs. Atl. (12/15/19)

Passes Defensed: Regular Season — 1 (4 times) Last at KC (9/23/18)

DAY'S TRANSACTIONS

Originally a 4th-round (103rd overall) draft choice by Jax. in 2016...Waived by Jax. on 11/18/17...Claimed off waivers by SF on 11/20/17.



2018 (SAN FRANCISCO)

- Appeared in 12 games and matched career highs with 2.0 sacks and 2 PDs, while adding 11 tackles.
- Brought down Chargers QB Philip Rivers for a sack of 8.0 yds. at LAC (9/30).
- Brought down Packers QB Aaron Rodgers for a 5-yd. loss at GB (10/15), marking his 2nd sack of the season.

2017 (JACKSONVILLE/SAN FRANCISCO)

- Played in 6 games and registered 16 tackles and 1.0 sack with the 49ers after being claimed off waivers on 11/20.
- Brought down Rams QB Sean Mannion for a 9-yd. loss at LAR (12/31), marking his 1st sack as a member of the 49ers and the 3rd of his career.

2016 (JACKSONVILLE)

- Saw action in all 16 games and registered 8 tackles and 1.0 sack.
- Made his NFL debut in the season opener vs. GB (9/11).
- Registered his 1st career tackle at SD (9/18).
- Finished with 1 tackle and the 1st sack of his career vs. Ten. (12/24), bringing down Titans QB Marcus Mariota for a 4-yd. loss.

COLLEGE

Appeared in 48 games (32 starts) in four seasons (2012-15) at Notre Dame where he registered 141 tackles, 32 TFLs, 8 PDs, 7.5 sacks, 2 FFs and 2 FRs. As a senior in 2015, made 13 starts and finished with 45 tackles, 15.5 TFLs, 4 sacks, 4 PDs and 2 FFs, earning Associated Press Second-Team All-America honors. His 15.5 TFLs were the most by a Notre Dame player since Derek Landri in 2006. In 2014, started all 11 games he appeared in, adding 40 tackles, 7.5 TFLs, 2 PDs, 2 FRs and 1 sack. Appeared in 11 games (8 starts) as a junior in 2013, adding 33 tackles, 5.5 TFLs, 1 PD and 0.5 sack. As a freshman, played in all 13 games, registering 23 tackles, 3.5 TFLs, 2 sacks and 1 PD.

PERSONAL

- Attended Warren Central (Indianapolis, IN) HS where he registered 55 tackles, 12 TFLs, 9 sacks, and 2 FRs as a senior in 2011. That season he was the runner-up for the 2011 Indiana Mr. Football award as chosen by Indiana Football Coaches Association.
- At Notre Dame, was enrolled in the Mendoza College of Business, majoring in information technologies management.
- Born Sheldon Day (7/1/94) in Indianapolis, IN.

DAY'S GAME-BY-GAME

2016 (Jacksonville)

Date	Opp	W/L	P/S	Tot	Sol	Ast	Sk	Yds	Int	Yds	PD	FF	FR	Yds
Sep 11	GB	L	1/0	0	0	0	0.0	0.0	0	0	0	0	0	0
Sep 18	at SD	L	1/0	1	1	0	0.0	0.0	0	0	0	0	0	0
Sep 25	Bal	L	1/0	1	1	0	0.0	0.0	0	0	0	0	0	0
Oct 2	Ind	W	1/0	1	1	0	0.0	0.0	0	0	0	0	0	0
Oct 16	at Chi	W	1/0	0	0	0	0.0	0.0	0	0	0	0	0	0
Oct 23	Oak	L	1/0	0	0	0	0.0	0.0	0	0	0	0	0	0
Oct 27	at Ten	L	1/0	1	1	0	0.0	0.0	0	0	0	0	0	0
Nov 6	at KC	L	1/0	0	0	0	0.0	0.0	0	0	0	0	0	0
Nov 13	Hou	L	1/0	0	0	0	0.0	0.0	0	0	0	0	0	0
Nov 20	at Det	L	1/0	0	0	0	0.0	0.0	0	0	0	0	0	0
Nov 27	at Buf	L	1/0	0	0	0	0.0	0.0	0	0	0	0	0	0
Dec 4	Den	L	1/0	0	0	0	0.0	0.0	0	0	0	0	0	0
Dec 11	Min	L	1/0	1	0	1	0.0	0.0	0	0	0	0	0	0
Dec 18	at Hou	L	1/0	1	1	0	0.0	0.0	0	0	0	0	0	0
Dec 24	Ten	W	1/0	1	1	0	1.0	4.0	0	0	0	0	0	0
Jan 1	at Ind	L	1/0	1	0	1	0.0	0.0	0	0	0	0	0	0
TOTALS			16/0	8	6	2	1.0	4.0	0	0	0	0	0	0

2018 (San Francisco)

Date	Opp	W/L	P/S	Tot	Sol	Ast	Sk	Yds	Int	Yds	PD	FF	FR	Yds
Sep 9	at Min	L	1/0	1	1	0	0.0	0.0	0	0	0	0	0	0
Sep 16	Det	W	1/0	0	0	0	0.0	0.0	0	0	1	0	0	0
Sep 23	at KC	L	1/0	0	0	0	0.0	0.0	0	0	1	0	0	0
Sep 30	at LAC	L	1/0	1	1	0	1.0	8.0	0	0	0	0	0	0
Oct 7	Arz	L	1/0	0	0	0	0.0	0.0	0	0	0	0	0	0
Oct 15	at GB	L	1/0	1	1	0	1.0	5.0	0	0	0	0	0	0
Oct 21	LAR	L	1/0	3	2	1	0.0	0.0	0	0	0	0	0	0
Oct 28	at Arz	L	1/0	1	1	0	0.0	0.0	0	0	0	0	0	0
Nov 1	Oak	W	1/0	1	1	0	0.0	0.0	0	0	0	0	0	0
Nov 12	NYG	L	1/0	0	0	0	0.0	0.0	0	0	0	0	0	0
Nov 25	at TB	L	1/0	3	2	1	0.0	0.0	0	0	0	0	0	0
Dec 2	at Sea	L	1/0	0	0	0	0.0	0.0	0	0	0	0	0	0
Dec 9	Den	W	—	—	—	—	—	—	—	—	—	—	—	—
Dec 16	Sea	W	—	—	—	—	—	—	—	—	—	—	—	—
Dec 23	Chi	L	—	—	—	—	—	—	—	—	—	—	—	—
Dec 30	at LAR	L	—	—	—	—	—	—	—	—	—	—	—	—
TOTALS			12/0	11	9	2	2.0	13.0	0	0	2	0	0	0

2017 (Jacksonville/San Francisco)

Date	Opp	W/L	P/S	Tot	Sol	Ast	Sk	Yds	Int	Yds	PD	FF	FR	Yds
WITH JAX														
Sep 10	at Hou	W	1/0	1	0	1	0.0	0.0	0	0	0	0	0	0
Sep 17	Ten	L	—	—	—	—	—	—	—	—	—	—	—	—
Sep 24	Bal	W	1/0	0	0	0	0.0	0.0	0	0	0	0	0	0
Oct 1	at NYJ	L	1/0	1	0	1	0.0	0.0	0	0	0	0	0	0
Oct 8	at Pit	W	1/0	0	0	0	0.0	0.0	0	0	0	0	0	0
Oct 15	LAR	L	1/0	0	0	0	0.0	0.0	0	0	0	0	0	0
Oct 22	at Ind	W	1/0	1	1	0	1.0	6.0	0	0	1	0	0	0
Nov 5	Cin	W	—	—	—	—	—	—	—	—	—	—	—	—
Nov 12	LAC	W	—	—	—	—	—	—	—	—	—	—	—	—
WAIVED BY JAX ON 11/18														
CLAIMED OFF WAIVERS BY SF ON 11/20														
Nov 26	Sea	L	1/0	2	2	0	0.0	0.0	0	0	0	0	0	0
Dec 3	at Chi	W	1/0	3	3	0	0.0	0.0	0	0	0	0	0	0
Dec 10	at Hou	W	1/0	2	2	0	0.0	0.0	0	0	0	0	0	0
Dec 17	Ten	W	1/0	2	2	0	0.0	0.0	0	0	0	0	0	0
Dec 24	Jax	W	1/0	2	1	1	0.0	0.0	0	0	1	0	0	0
Dec 31	at LAR	W	1/0	5	4	1	1.0	9.0	0	0	0	0	0	0
TOTALS			12/0	19	13	6	2.0	15.0	0	0	2	0	0	0



82

TE

ROSS DWELLEY

6-5 | 235 | SAN DIEGO

1.26.95 | EL DORADO HILLS, CA | 2ND YEAR | ACQUIRED FA IN '18

2019 HIGHLIGHTS

- Played in all 16 games (6 starts) and registered single-season career-highs in receptions. (11), yds. (91) and rec. TDs (2) in 16 games (6 starts). Also appeared in all 3 postseason games.
- Hauled in a career-high 4 receptions. for 29 yds. at Arz. (10/31), including an 11-yd. recept. on 3rd down late in the 4th Qtr. to seal the win.
- Tied his career-high with 4 receptions. for 14 yds. and 2 TDs vs. Arz. (11/17), the first TD receipts. of his career. Became the first member of the 49ers with 2-or-more TD receipts. in a game since WR Dante Pettis registered 2 TD receipts. at Sea. (12/2/18). Became the first 49ers TE with 2-or-more TD receipts. in a game since TE Garrett Celek registered 2 TD receipts. vs. Atl. (11/8/15).
- On punt coverage vs. Atl. (12/15), registered his first-career special teams FF, knocking the ball loose from Falcons RB Kenjon Barner. The fumble was recovered by FB Kyle Juszczyk and led to a TD two plays later.

GOLDMINE

- NFL players had the opportunity to participate in the NFL's annual My Cause, My Cleats campaign during Week 14 of the 2019 season. Dwelley and his teammates represented their respective causes with custom-designed cleats in an effort to raise awareness and funding. Dwelley chose the Autism Tree Project Foundation and said, "I play for Autism awareness."



- The 49ers and their families hosted 450 underserved boys and girls from the Bay Area for the first-ever 49ers Hope for the Holidays event. Each child had a once-in-a-lifetime experience traveling through Levi's Stadium and left with a brand new bike, helmet, lock, haircut, shoes, toys, glasses, backpack, dinner and more.



DWELLEY'S GOLDEN NUGGETS

- Dwelley became the seventh player (WR Jamal Agnew, DE Eric Bakhtiari, WR Michael Gasperson, QB Josh Johnson, WR Matt Maslowski, WR John Matthews) from the University of San Diego to make an NFL roster, and the fourth to suit up for the 49ers.
- Dwelley graduated from San Diego with a degree in industrial systems engineering. "I've always had a fascination with space," Dwelley said. "My education is definitely important to me. I'm really proud of graduating."

DWELLEY'S GAME-BY-GAME

2019

Date	Opp	W/L	P/S	Rec	Yds	Avg	Lg	TD
Sep 8	at TB	W	1/0	0	0	—	—	0
Sep 15	at Cin	W	1/0	0	0	—	—	0
Sep 22	Pit	W	1/0	0	0	—	—	0
Oct 7	Cle	W	1/0	2	-3	-1.5	—	0
Oct 13	at LAR	W	1/1	0	0	—	—	0
Oct 20	at Was	W	1/1	1	2	2.0	2	0
Oct 27	Car	W	1/1	0	0	—	—	0
Oct 31	at Arz	W	1/1	4	29	7.3	11	0
Nov 11	Sea	L	1/1	3	24	8.0	10	0
Nov 17	Arz	W	1/1	4	14	3.5	5t	2
Nov 24	GB	W	1/0	0	0	—	—	0
Dec 1	at Bal	L	1/0	0	0	—	—	0
Dec 8	at NO	W	1/0	0	0	—	—	0
Dec 15	Atl	L	1/0	0	0	—	—	0
Dec 21	LAR	W	1/0	1	25	25.0	25	0
Dec 29	at Sea	W	1/0	0	0	—	—	0
TOTALS			16/6	15	91	6.1	25	2

2019 Postseason

Date	Opp	W/L	P/S	Rec	Yds	Avg	Lg	TD
Jan 11	Min	W	1/0	0	0	—	—	0
Jan 19	GB	W	1/0	0	0	—	—	0
Feb 2	at KC	L	1/0	0	0	—	—	0
TOTALS			2/0	0	0	—	—	0

GOLDMINE (CONTINUED)

- TE George Kittle partnered with the Jessie Rees Foundation to pass out JoyJars filled with toys and games at a local children's hospital. Kittle spearheaded the event and was joined by several of his teammates including, TE Garrett Celek, TE Ross Dwelley, TE Daniel Helm, QB Nick Mullens and LB Fred Warner who helped him spread holiday cheer and lift the spirits of everyone they met.





GOLDMINE (CONTINUED)

- The 49ers hosted a flag football clinic for local first responders and their children at the team facility on October 23, 2018. Dwelley and his teammates taught the children the fundamentals of the game before hitting the field for drills and games. The 100-plus guests also had the opportunity to try on equipment and participate in a photoshoot.



- The 49ers worked alongside the humanitarian-relief organization Convoy of Hope on December 4, 2018, and hosted 1,500 guests in-need from Bay Area nonprofits and schools at Levi's® Stadium for a free holiday resource fair. Dwelley and his 49ers teammates distributed groceries, toys, books, shoes and other holiday offerings to the guests. The attendees also received haircuts, utilized health resources and took family portraits or professional headshots.



- On November 26th, 2019, the 49ers teamed up with Martha's Kitchen of San Jose to serve Thanksgiving dinner to over 300 people in need. Members of the team served food, bussed tables and refilled beverages. The team also provided toiletries and giveaways to all those in attendance.
- Dwelley and his fellow rookies participated in the annual 49ers Mentorship Academy on September 18, 2018. The Mentorship Academy, partnering with USA Football, is a three-step program designed to provide high school football players with the opportunity to develop the skills necessary to succeed and be leaders on and off the field. The rookie class invited the high schoolers to the team facility, where they shared opinions and lessons over a meal and fun competitions.



DWELLEY'S CAREER STATISTICS

YEAR	TEAM	GP	GS	RECEIVING					RUSHING				
				NO	YDS	AVG	LG	TD	ATT	YDS	AVG	LG	TD
2018	SF	11	0	2	14	7.0	8	0	0	0	—	—	0
2019	SF	16	6	15	91	6.1	25	2	0	0	—	—	0
TOTALS		27	6	17	105	6.2	25	2	0	0	—	—	0

PLAYOFFS

				RECEIVING					RUSHING				
YEAR	TEAM	GP	GS	NO	YDS	AVG	LG	TD	ATT	YDS	AVG	LG	TD
2019	SF	3	0	0	0	—	—	0	0	0	—	—	0
TOTALS		3	0	0	0	—	—	0	0	0	—	—	0

Additional Statistics:

Special Teams Tackles – 5: 2018 (2); 2019 (3)

Tackles – 1: 2019 (1)

Special Teams Forced Fumbles – 1: 2019 (1)

Milestones:

NFL Debut: at GB (10/15/18); **First Start:** at LAR (10/13/19); **First Reception:** vs. Oak. (11/1/18 – 8-yd. pass from QB Nick Mullens); **First TD Reception:** vs. Arz. (11/17/19 – 4-yd. TD pass from QB Jimmy Garoppolo); **First Multi-TD Game:** vs. Arz. (11/17/19 – 2 TDs); **First FF:** vs. Atl. (12/15/19 – RB Kenjon Barner)

DWELLEY'S CAREER HIGHS

Receptions: Regular Season – 4 (2 times) Last vs. Arz. (11/17/19)

Receiving Yards: Regular Season – 29 at Arz. (10/31/19)

Long Reception: Regular Season – 25 vs. LAR (12/21/19)

TD Receptions: Regular Season – 2 vs. Arz. (11/17/19)

DWELLEY'S TRANSACTIONS

Originally signed as an undrafted free agent by SF on 4/30/18...Waived by SF on 9/1/18...Signed to SF practice squad on 9/2/18...Promoted to SF active roster on 10/15/18.



2018

- Promoted to the active roster from the team's practice squad on 10/15, appeared in 11 games and registered 2 receipts. for 14 yds.
- Hauled in his first-career receipt. for 8 yds. vs. Oak. (11/1).

COLLEGE

Appeared in 47 games (44 starts) and totaled 197 receipts. for 2,305 yds. and 26 TDs during his five years at San Diego. As a senior, earned First-Team All-Pioneer Football League honors. Appeared in all 12 games (10 starts) and registered 50 receipts. for 663 yds. and 10 TDs. In 2016, started all 11 games and recorded a team-high 70 receipts. for 843 yds. and 10 TDs to earn Second-Team All-Pioneer Football League honors. In 2015, appeared in 12 games (11 starts) and earned Second-Team All-Pioneer Football League honors after totaling a team-high 54 receipts. for 580 yds. and 3 TDs. Made starts in 12 games in 2014 and notched 23 receipts. for 219 yds. Redshirted in 2013.


PERSONAL

- Attended Oak Ridge (El Dorado Hills, CA) HS, where he registered 43 receipts. for 568 yds. and 5 TDs.
- Graduated from San Diego with a degree in industrial systems engineering.
- Born Ross Dwelley (1/26/95) in Sonora, CA.

DWELLEY'S GAME-BY-GAME

2018

Date	Opp	W/L	P/S	Rec	Yds	Avg	Lg	TD
SIGNED TO SF PRACTICE SQUAD ON 9/2								
Sep 9	at Min	L	—		PRACTICE SQUAD	—	—	—
Sep 16	Det	W	—		PRACTICE SQUAD	—	—	—
Sep 23	at KC	L	—		PRACTICE SQUAD	—	—	—
Sep 30	at LAC	L	—		PRACTICE SQUAD	—	—	—
Oct 7	Arz	L	—		PRACTICE SQUAD	—	—	—
PROMOTED TO SF ACTIVE ROSTER ON 10/15								
Oct 15	at GB	L	1/0	0	0	—	—	0
Oct 21	LAR	L	1/0	0	0	—	—	0
Oct 28	at Arz	L	1/0	0	0	—	—	0
Nov 1	Oak	W	1/0	1	8	8.0	8	0
Nov 12	NYG	L	1/0	0	0	—	—	0
Nov 25	at TB	L	1/0	0	0	—	—	0
Dec 2	at Sea	L	1/0	0	0	—	—	0
Dec 9	Den	W	1/0	0	0	—	—	0
Dec 16	Sea	W	1/0	0	0	—	—	0
Dec 23	Chi	L	1/0	0	0	—	—	0
Dec 30	at LAR	L	1/0	1	6	6.0	6	0
TOTALS			11/0	2	14	7.0	8	0



55 DEE FORD

6-2 | 252 | AUBURN

DL

3.19.91 | ODENVILLE, AL | 6TH YEAR | ACQUIRED TR IN '19 - KC

AWARDS & HONORS

2018: AFC Pro Bowl, AFC Defensive Player of the Month (October), AFC Defensive Player of the Week (Week 8)



CAREER HIGHLIGHTS

- As a member of the Kansas City Chiefs in 2018, registered a career-high 13.0 sacks, ranking t-7th in the NFL and t-5th in the AFC and was named to the 2019 Pro Bowl.
- Finished the 2018 season with a career-high 7 FFs, tied for the most in the NFL. His 7 FFs ranked t-2nd in a single season in Chiefs history (Derrick Thomas – 8 FFs in 1992 & Jared Allen – 7 FFs in 2005).

MOST FFs IN THE NFL, 2018

	Player	FFs
1t.	Dee Ford, KC	7
	J.J. Watt, Hou.	7
3t.	Khalil Mack, Chi.	6
	T.J. Watt, Pit.	6
5.	Justin Houston, KC	5

2019 HIGHLIGHTS

- Played in 11 games (2 starts) and tallied 13 tackles, 6.5 sacks and 2 FFs this season. Also appeared in all 3 postseason games and registered 4 tackles and 1.0 sack.
- Stripped Buccaneers QB Jameis Winston at TB (9/15), marking his first FF and sack as a member of the 49ers.
- Brought down Steelers QB Mason Rudolph for 1.0 sack vs. Pit (9/22).
- Registered 1.5 sacks and 1 FF at LAR (10/13).
- Sacked Redskins QB Case Keenum at Was. (10/20) for a 7-yd. loss. Has registered at least 1.0 sack in back-to-back games for the 6th time in his career.
- Brought down Cardinals QB Kyler Murray at Arz. (10/31) for a 12-yd. sack.
- Sacked Cardinals QB Kyler Murray vs. Arz. (11/17) for a 5-yd. loss.
- Sacked Vikings QB Kirk Cousins vs. Min. (1/11/20 - NFC-D) for a 4-yd. loss. Helped the 49ers defense hold the Vikings to 147 total net yds. (21 rushing and 126 passing) vs. Min. (1/11/20 - NFC-D). The 147 total net yds. allowed are the fewest allowed in a postseason game in franchise history. It also marked the fewest total net yds. allowed in an NFL postseason game since 1/3/15 [Carolina held Arz. to 78 total net yds. (27 rushing and 51 passing)]. The 21 rushing yds. allowed by the 49ers defense is the fewest allowed in a postseason game in franchise history.

GOLDMINE

- Instead of spending opening night of the 2014 NFL Draft in New York City with fellow draft hopefuls, Ford was in Anniston, AL, gathered with family and friends just singing gospel and spending time together. The night was about more than Dee, as the entire Ford family was celebrating. His mother, Debbie, was recently certified as a registered nurse, while his brother had also received a new job offer.

FORD'S GOLDEN NUGGETS

- While at St. Clair County (Odenville, AL) High School, participated in the school's jazz band.
- When Ford was younger, his mother and father created a traveling band with Dee and his sister serving as backup singers and his cousin as a co-lead singer in the "Ford Connection."

FORD'S GAME-BY-GAME

2019

Date	Opp	W/L	P/S	Tot	Sol	Ast	Sk	Yds	Int	Yds	PD	FF	FR	Yds
Sep 8	at TB	W	1/1	1	1	0	1.0	6.0	0	0	1	1	0	0
Sep 15	at Cin	W	1/1	0	0	0	0.0	0.0	0	0	0	0	0	0
Sep 22	Pit	W	1/0	1	1	0	1.0	5.0	0	0	0	0	0	0
Oct 7	Cle	W	1/0	0	0	0	0.0	0.0	0	0	0	0	0	0
Oct 13	at LAR	W	1/0	4	2	2	1.5	13.0	0	0	0	1	0	0
Oct 20	at Was	W	1/0	2	1	1	1.0	7.0	0	0	0	0	0	0
Oct 27	Car	W	1/0	0	0	0	0.0	0.0	0	0	0	0	0	0
Oct 31	at Arz	W	1/0	2	2	0	1.0	12.0	0	0	0	0	0	0
Nov 11	Sea	L	1/0	1	1	0	0.0	0.0	0	0	0	0	0	0
Nov 17	Arz	W	1/0	2	2	0	1.0	5.0	0	0	0	0	0	0
Nov 24	GB	W	—	—	—	—	INACTIVE	(Quad/Hamstring)	—	—	—	—	—	—
Dec 1	at Bal	L	—	—	—	—	INACTIVE	(Quad/Hamstring)	—	—	—	—	—	—
Dec 8	at NO	W	1/0	0	0	0	0.0	0.0	0	0	0	0	0	0
Dec 15	Atl	L	—	—	—	—	INACTIVE	(Quad/Hamstring)	—	—	—	—	—	—
Dec 21	LAR	W	—	—	—	—	INACTIVE	(Quad/Hamstring)	—	—	—	—	—	—
Dec 29	at Sea	W	—	—	—	—	INACTIVE	(Quad/Hamstring)	—	—	—	—	—	—
TOTALS				11/2	13	10	3	6.5	48.0	0	0	1	2	0

2019 Postseason

Date	Opp	W/L	P/S	Tot	Sol	Ast	Sk	Yds	Int	Yds	PD	FF	FR	Yds
Jan 11	Min	W	1/0	1	1	0	1.0	4.0	0	0	0	0	0	0
Jan 19	GB	W	1/0	1	1	0	0.0	0.0	0	0	0	0	0	0
Feb 2	at KC	L	1/0	2	1	1	0.0	0.0	0	0	0	0	0	0
TOTALS				3/0	4	3	1	1.0	4.0	0	0	0	0	0

GOLDMINE (CONTINUED)

- A multi-talented individual, in addition to playing football, Ford has a strong musical background. With his parents as his biggest role models, Ford grew up watching his mother and father as musicians with multiple gospel groups. He developed the ability to play the drums which later led to him picking up the piano. Said Ford, "Music was all I saw when I was little. Eventually it just grew into me. It became a part of me."





GOLDMINE (CONTINUED)

- In celebration of his trip to the 2019 Pro Bowl, Ford brought more than 35 friends and family members down to the festivities in Orlando, FL. Said Ford, "I'm from down south, so there's some family that don't have a chance to come out to the Midwest. It's a real mixture of a lot of people. It'll cost a little penny, but I think the experience is worth it."



- NFL players had the opportunity to participate in the NFL's annual My Cause, My Cleats campaign during Week 14 of the 2019 season. Ford and his teammates represented their respective causes with custom-designed cleats in an effort to raise awareness and funding. Ford represented the Boys & Girls Club of Oakland, saying, "I play for underprivileged youth."



FORD'S CAREER STATISTICS

YEAR	TEAM	GP	GS	TACKLES					INTERCEPTIONS					FUMBLES		
				TOT	SOL	AST	SACKS	YDS	INT	YDS	LG	TD	PD	FF	FR	YDS
2014	KC	16	0	8	4	4	1.5	10.0	0	0	—	0	1	0	0	0
2015	KC	14	5	23	21	2	4.0	25.0	0	0	—	0	2	0	0	0
2016	KC	15	14	38	25	13	10.0	52.5	0	0	—	0	2	1	0	0
2017	KC	6	6	13	11	2	2.0	16.0	0	0	—	0	1	1	0	0
2018	KC	16	16	55	42	13	13.0	71.0	0	0	—	0	0	7	0	0
2019	SF	11	2	13	10	3	6.5	48.0	0	0	—	0	1	2	0	0
TOTALS		78	43	150	113	37	37.0	222.5	0	0	—	0	7	11	0	0

PLAYOFFS

YEAR	TEAM	GP	GS	TACKLES					INTERCEPTIONS					FUMBLES		
				TOT	SOL	AST	SACKS	YDS	INT	YDS	LG	TD	PD	FF	FR	YDS
2015	KC	2	1	6	6	0	0.0	0.0	0	0	—	0	0	0	0	0
2016	KC	1	1	3	1	2	0.5	3.0	0	0	—	0	0	0	0	0
2017	KC	—	—	—	INJURED RESERVE (Back)			—	—	—	—	—	—	—	—	—
2018	KC	2	2	4	4	0	1.0	9.0	0	0	—	0	0	1	0	0
2019	SF	3	0	4	3	1	1.0	4.0	0	0	—	0	0	0	0	0
TOTALS		8	4	17	14	3	2.5	16.0	0	0	—	0	0	1	0	0

Milestones:

NFL Debut: vs. Ten. (9/7/14); **First Start:** at Oak. (12/6/15); **First Sack:** Regular Season – vs. StL (10/26/14 – QB Austin Davis); Postseason – vs. Pit. (1/15/16 – QB Ben Roethlisberger); **First FF:** Regular Season – at Oak. (10/16/16 – QB Derek Carr); Postseason – vs. Ind. (1/12/19 – QB Andrew Luck)

FORD'S CAREER MULTI-SACK GAMES (7)

Date	Opp	Sacks	Yds	QB	Date	Opp	Sacks	Yds	QB
12/13/15	vs. SD	3.0	17.0	Philip Rivers (3.0)	10/28/18	vs. Den.	3.0	19.0	Case Keenum (3.0)
10/16/16	at Oak.	2.0	4.0	Derek Carr (2.0)	12/2/18	at Oak.	1.5	6.0	Derek Carr (1.5)
10/30/16	at Ind.	3.5	21.0	Andrew Luck (3.5)	10/13/19	at LAR	1.5	13.0	Jared Goff (1.5)
11/6/16	vs. Jax.	2.0	8.0	Blake Bortles (2.0)					

FORD'S CAREER HIGHS

Total Tackles: Regular Season – 7 (2 times) Last at Sea. (12/23/18); Postseason – 4 vs. Ind. (1/12/19)
Solo: Regular Season – 7 vs. SD (12/13/15); Postseason – 4 vs. Ind. (1/12/19)
Assists: Regular Season – 4 (2 times) Last at Sea. (12/23/18); Postseason – 2 vs. Pit. (1/15/17)

Passes Defensed: Regular Season – 1 (6 times) Last vs. Phi. (9/17/17)
Forced Fumbles: Regular Season – 2 vs. Den. (10/28/18); Postseason – 1 vs. Ind. (1/12/19)
Sacks: Regular Season – 3.5 at Ind. (10/30/16); Postseason – 1.0 (2 times) Last vs. Min. (1/11/20)

FORD'S TRANSACTIONS

Originally a 1st-round (23rd overall) draft choice by KC in 2014...Placed on the Injured Reserve List on 12/8/17...Designated Non-Exclusive Franchise Tag by KC on 3/4/19...Traded to SF on 3/13/19...Signed a five-year deal with SF on 3/13/19.



2018 (KANSAS CITY)

- Started all 16 games and set single-season career highs in games started (16), tackles (55), sacks (13.0) and FFs (7).
- Also made 2 starts in the postseason where he added 4 tackles, 1.0 sack and 1 FF.
- Registered 1.0 sacks in Weeks 3-5, marking the 2nd time in his career to have at least 1.0 sack in 3-consecutive weeks.
- Earned AFC Defensive Player of the Week honors after registering 5 tackles, 3.0 sacks and 2 FFs vs. Den. (10/28).
- Won AFC Defensive Player of the Month in October after finishing with 16 tackles, 6.0 sacks and 4 FFs.
- Registered 4 tackles and brought down Colts QB Andrew Luck for a 9-yd. loss and FF vs. Ind. (1/12/19 - NFC-D).

2017 (KANSAS CITY)

- Finished the season with 13 tackles, 2.0 sacks, 1 FF and 1 PD in 6 starts before being placed on the Injured Reserve List on 12/8.
- Registered 4 tackles and forced a Patriots WR Danny Amendola fumble at NE (9/7).
- Brought down Eagles QB Carson Wentz for a 9-yd. loss in addition to 2 tackles vs. Phi. (9/17).
- Recorded 4 tackles and 1.0 sack of Steelers QB Ben Roethlisberger vs. Pit. (10/15).

2016 (KANSAS CITY)

- Appeared in 15 games (14 starts) and recorded 38 tackles, 10.0 sacks, 2 PDs and 1 FF.
- Finished with 5 tackles, 2.0 sacks and 1 FF at Oak. (10/16).
- Registered 5 tackles and a career-high 3.5 sacks at Ind. (10/30).
- Followed his Week 8 performance with 3 tackles and 2.0 sacks of Jaguars QB Blake Bortles vs. Jax. (11/6) the following week.
- Recorded 3 tackles and brought down Steelers QB Ben Roethlisberger combined with DE Jarvis Jenkins for a 6-yd. loss vs. Pit. (1/15/17 - NFC-D).

2015 (KANSAS CITY)

- Appeared in all 16 games (6 starts) and totaled 29 tackles 4.0 sacks and 2 PDs.
- Saw action in 2 postseason contests (1 start), adding 6 tackles.
- Made his 1st career start at Oak. (12/6).
- Registered a season-high 7 tackles, 1 PD and the 1st multi-sack game of his NFL career vs. SD (12/13), bringing down Chargers QB Philip Rivers 3 times on the day.
- Finished with 3 tackles and 1.0 sack vs. Oak. (1/3/16).

2014 (KANSAS CITY)

- Appeared in all 16 games during his rookie season and totaled 8 tackles, 1.5 sacks and 1 PD.
- Made his NFL debut vs. Ten. (9/7).
- Registered his 1st career tackle on defense and 1st PD at Mia. (9/21).
- Combined with DE Allen Bailey to take down Rams QB Austin Davis vs. StL (10/26), marking the 1st sack of his NFL career. Also added 3 tackles on the day.

COLLEGE

Played in 52 games (20 starts) and registered 93 tackles, 27.5 tackles for losses, 20.5 sacks, three forced fumbles, two passes defended and one interception in 5 years (2009-13) at Auburn. Also blocked a kick on special teams. As a senior in 2013, finished with 29 tackles, a career-high 10.5 sacks, two forced fumbles and one pass defended. In 2012, added 34 tackles, 6.0 sacks, one forced fumble and one pass defended. Appeared in the first 3 games of the 2011 season where he registered 7 tackles and 1.0 sack. Received a medical redshirt. In 2010, finished with 11 tackles and 2.0 sacks. As a freshman in 2009, added 12 tackles, 1.0 sack and 1 INT.

PERSONAL

- Attended St. Clair County (Odenville, AL) High School, where he earned all-state honors as a senior defensive lineman in 2008.
- Majored in public administration.
- Born Dee Ford (3/19/91) in Anniston, AL.
- Has one daughter, Alayah Kree Ford.

INJURY REPORT

- 2015:** Inactive at SD (11/22) & vs. Buf. (11/29) with a back injury.
- 2016:** Inactive at Den. (11/27) with a hamstring injury.
- 2017:** Inactive 6 games [vs. Was. (10/2), at Hou. (10/8), at Dal. (11/5), at NYG (11/19), vs. Buf. (11/26) and at NYJ (12/3)] with a back injury. Placed on the Injured Reserve List on 12/8 with a back injury.
- 2019:** Inactive vs. GB (11/24) and at Bal. (12/1) with a quad/hamstring injury. Inactive vs. Atl. (12/15), vs. LAR (12/21/) and at Sea. (12/29) with a quad/hamstring injury.



FORD'S GAME-BY-GAME

2014 (Kansas City)

Date	Opp	W/L	P/S	Tot	Sol	Ast	Sk	Yds	Int	Yds	PD	FF	FR	Yds
Sep 7	Ten	L	1/0	0	0	0	0.0	0.0	0	0	0	0	0	0
Sep 14	at Den	L	1/0	0	0	0	0.0	0.0	0	0	0	0	0	0
Sep 21	at Mia	W	1/0	1	1	0	0.0	0.0	0	0	1	0	0	0
Sep 29	NE	W	1/0	0	0	0	0.0	0.0	0	0	0	0	0	0
Oct 5	at SF	L	1/0	0	0	0	0.0	0.0	0	0	0	0	0	0
Oct 19	at SD	W	1/0	0	0	0	0.0	0.0	0	0	0	0	0	0
Oct 26	StL	W	1/0	3	2	1	0.5	2.0	0	0	0	0	0	0
Nov 2	NYJ	W	1/0	0	0	0	0.0	0.0	0	0	0	0	0	0
Nov 9	at Buf	W	1/0	0	0	0	0.0	0.0	0	0	0	0	0	0
Nov 16	Sea	W	1/0	0	0	0	0.0	0.0	0	0	0	0	0	0
Nov 20	at Oak	L	1/0	0	0	0	0.0	0.0	0	0	0	0	0	0
Nov 30	Den	L	1/0	0	0	0	0.0	0.0	0	0	0	0	0	0
Dec 7	at Arz	L	1/0	0	0	0	0.0	0.0	0	0	0	0	0	0
Dec 14	Oak	W	1/0	3	1	2	0.5	4.5	0	0	0	0	0	0
Dec 21	at Pit	L	1/0	0	0	0	0.0	0.0	0	0	0	0	0	0
Dec 28	SD	W	1/0	1	0	1	0.5	3.5	0	0	0	0	0	0
TOTALS			16/0	8	4	4	1.5	10.0	0	0	1	0	0	0

2015 (Kansas City)

Date	Opp	W/L	P/S	Tot	Sol	Ast	Sk	Yds	Int	Yds	PD	FF	FR	Yds
Sep 13	at Hou	W	1/0	2	2	0	0.0	0.0	0	0	0	0	0	0
Sep 17	Den	L	1/0	0	0	0	0.0	0.0	0	0	0	0	0	0
Sep 28	at GB	L	1/0	1	1	0	0.0	0.0	0	0	0	0	0	0
Oct 4	at Cin	L	1/0	0	0	0	0.0	0.0	0	0	0	0	0	0
Oct 11	Chi	L	1/0	2	1	1	0.0	0.0	0	0	0	0	0	0
Oct 18	at Min	L	1/0	0	0	0	0.0	0.0	0	0	0	0	0	0
Oct 25	Pit	W	1/0	2	2	0	0.0	0.0	0	0	0	0	0	0
Nov 1	Det	W	1/0	2	2	0	0.0	0.0	0	0	1	0	0	0
Nov 15	at Den	W	1/0	0	0	0	0.0	0.0	0	0	0	0	0	0
Nov 22	at SD	W	—	—	—	—	—	—	—	—	—	—	—	—
Nov 29	Buf	W	—	—	—	—	—	—	—	—	—	—	—	—
Dec 6	at Oak	W	1/1	1	1	0	0.0	0.0	0	0	0	0	0	0
Dec 13	SD	W	1/1	7	7	0	3.0	17.0	0	0	1	0	0	0
Dec 20	at Bal	W	1/1	2	2	0	0.0	0.0	0	0	0	0	0	0
Dec 27	Cle	W	1/1	1	1	0	0.0	0.0	0	0	0	0	0	0
Jan 3	Oak	W	1/1	3	2	1	1.0	8.0	0	0	0	0	0	0
TOTALS			14/5	23	21	2	4.0	25.0	0	0	2	0	0	0

2015 Postseason (Kansas City)

Date	Opp	W/L	P/S	Tot	Sol	Ast	Sk	Yds	Int	Yds	PD	FF	FR	Yds
Jan 9	at Hou	W	1/0	3	3	0	0.0	0.0	0	0	0	0	0	0
Jan 16	at NE	L	1/1	3	3	0	0.0	0.0	0	0	0	0	0	0
TOTALS			2/1	6	6	0	0.0	0.0	0	0	0	0	0	0

2016 (Kansas City)

Date	Opp	W/L	P/S	Tot	Sol	Ast	Sk	Yds	Int	Yds	PD	FF	FR	Yds
Sep 11	SD	W	1/1	4	4	0	1.0	10.0	0	0	0	0	0	0
Sep 18	at Hou	L	1/1	3	2	1	0.0	0.0	0	0	1	0	0	0
Sep 25	NYJ	W	1/1	1	1	0	0.0	0.0	0	0	0	0	0	0
Oct 2	at Pit	L	1/1	6	2	4	0.5	2.5	0	0	0	0	0	0
Oct 16	at Oak	W	1/1	5	4	1	2.0	4.0	0	0	0	1	0	0
Oct 23	NO	W	1/1	1	0	1	0.0	0.0	0	0	0	0	0	0
Oct 30	at Ind	W	1/1	5	3	2	3.5	21.0	0	0	0	0	0	0
Nov 6	Jax	W	1/1	3	3	0	2.0	8.0	0	0	0	0	0	0
Nov 13	at Car	W	1/1	3	2	1	1.0	7.0	0	0	1	0	0	0
Nov 20	TB	L	1/1	1	1	0	0.0	0.0	0	0	0	0	0	0
Nov 27	at Den	W	—	—	—	—	—	—	—	—	—	—	—	—
Dec 4	at Atl	W	1/0	1	0	1	0.0	0.0	0	0	0	0	0	0
Dec 8	Oak	W	1/1	3	1	2	0.0	0.0	0	0	0	0	0	0
Dec 18	Ten	L	1/1	0	0	0	0.0	0.0	0	0	0	0	0	0
Dec 25	Den	W	1/1	2	2	0	0.0	0.0	0	0	0	0	0	0
Jan 1	at SD	W	1/1	0	0	0	0.0	0.0	0	0	0	0	0	0
TOTALS			15/14	38	25	13	10.0	52.5	0	0	2	1	0	0

2016 Postseason (Kansas City)

Date	Opp	W/L	P/S	Tot	Sol	Ast	Sk	Yds	Int	Yds	PD	FF	FR	Yds
Jan 15	Pit	L	1/1	3	1	2	0.5	3.0	0	0	0	0	0	0
TOTALS			1/1	3	1	2	0.5	3.0	0	0	0	0	0	0

2017 (Kansas City)

Date	Opp	W/L	P/S	Tot	Sol	Ast	Sk	Yds	Int	Yds	PD	FF	FR	Yds
Sep 7	at NE	W	1/1	4	4	0	0.0	0.0	0	0	0	1	0	0
Sep 17	Phi	W	1/1	2	2	0	1.0	9.0	0	0	1	0	0	0
Sep 24	at LAC	W	1/1	1	1	0	0.0	0.0	0	0	0	0	0	0
Oct 2	Was	W	—	—	—	—	—	—	—	—	—	—	—	—
Oct 8	at Hou	W	—	—	—	—	—	—	—	—	—	—	—	—
Oct 15	Pit	L	1/1	4	2	2	1.0	7.0	0	0	0	0	0	0
Oct 19	at Oak	L	1/1	1	1	0	0.0	0.0	0	0	0	0	0	0
Oct 30	Den	W	1/1	1	1	0	0.0	0.0	0	0	0	0	0	0
Nov 5	at Dal	L	—	—	—	—	—	—	—	—	—	—	—	—
Nov 19	at NYG	L	—	—	—	—	—	—	—	—	—	—	—	—
Nov 26	Buf	L	—	—	—	—	—	—	—	—	—	—	—	—
Dec 3	at NYJ	L	—	—	—	—	—	—	—	—	—	—	—	—

PLACED ON INJURED RESERVE (Back) ON 12/8

TOTALS	6/6	13	11	2	2.0	16.0	0	0	1	1	0	0	0	0
---------------	------------	-----------	-----------	----------	------------	-------------	----------	----------	----------	----------	----------	----------	----------	----------

2018 (Kansas City)

Date	Opp	W/L	P/S	Tot	Sol	Ast	Sk	Yds	Int	Yds	PD	FF	FR	Yds
Sep 9	at LAC	W	1/1	4	4	0	1.0	6.0	0	0	0	0	0	0
Sep 16	at Pit	W	1/1	2	2	0	0.0	0.0	0	0	0	0	0	0
Sep 23	SF	W	1/1	1	1	0	1.0	7.0	0	0	0	0	0	0
Oct 1	at Den	W	1/1	3	3	0	1.0	2.0	0	0	0	0	0	0
Oct 7	Jax	W	1/1	5	4	1	1.0	8.0	0	0	0	1	0	0
Oct 14	at NE	L	1/1	1	0	1	0.0	0.0	0	0	0	0	0	0
Oct 21	Cin	W	1/1	2	2	0	1.0	2.0	0	0	0	1	0	0
Oct 28	Den	W	1/1	5	4	1	3.0	19.0	0	0	0	2	0	0
Nov 4	at Cle	W	1/1	1	1	0	0.0	0.0	0	0	0	0	0	0
Nov 11	Arz	W	1/1	6	4	2	1.0	7.0	0	0	0	0	0	0
Nov 19	at LAR	L	1/1	2	2	0	0.0	0.0	0	0	0	1	0	0
Dec 2	at Oak	W	1/1	5	3	2	1.5	6.0	0	0	0	1	0	0
Dec 9	Bal	W	1/1	5	4	1	0.0	0.0	0	0	0	0	0	0
Dec 13	LAC	L	1/1	3	2	1	1.0	7.0	0	0	0	0	0	0
Dec 23	at Sea	L	1/1	7	3	4	0.5	2.5	0	0	0	0	0	0
Dec 30	Oak	W	1/1	3	3	0	1.0	5.0	0	0	0	1	0	0
TOTALS			16/16	55	42	13	13.0	71.5	0	0	0	7	0	0

2018 Postseason (Kansas City)

Date	Opp	W/L	P/S	Tot	Sol	Ast	Sk	Yds	Int	Yds	PD	FF	FR	Yds
Jan 12	Ind	W	1/1	4	4	0	1.0	9.0	0	0	0	1	0	0
Jan 20	NE	L	1/1	0	0	0	0.0	0.0	0	0	0	0	0	0
TOTALS			2/2	4	4	0	1.0	9.0	0	0	0	1	0	0



63

OL

BEN GARLAND

6-5 | 304 | AIR FORCE

4.6.88 | GRAND JUNCTION, CO | 6TH YEAR | ACQUIRED FA IN '19

AWARDS & HONORS

- 2017:** Atlanta Falcons Walter Payton NFL Man of the Year Nominee
- 2018:** NFL Salute to Service Award
- 2019:** Perry/Yonamine Unity Award, 49ers Community Relations Veteran Player Award



2019 HIGHLIGHTS

- Played in 9 games and started the final 3 regular season games at C. Also started all 3 postseason games at C.
- Part of an offensive line that helped the 49ers rush for 259 yds. at Cin. (9/22), the most by the team since 12/20/14 vs. SD (355 rushing yds.). It also marked the most rushing yds. by the team on the road since 11/29/10 at Arz. (261 rushing yds.). Additionally, the offensive line did not allow a sack on 25 pass attempts by QB Jimmy Garoppolo and 1 attempt by WR Dante Pettis.
- Helped the 49ers rush for 232 yds. and 5 TDs on 38 carries (6.1 avg.) vs. Car. (10/27). The 5 rushing TDs were the most by the 49ers in a single-game since 10/18/92 vs. Atl. (5 rushing TDs).
- Helped the 49ers offense rush for 186 yds. and 2 TDs on 47 carries vs. Min. (1/11/20 - NFC-D). The 47 rushing atts. are the most in a postseason game in franchise history and the 186 rushing yds. are the 5th-most in a postseason game in franchise history.
- Part of an offensive line that helped the 49ers rush for 285 yds. and 4 TDs on 42 atts. (6.8 avg.) vs. GB (1/19/20 - NFC-C). The team's 285 total rushing yds. were the 2nd-most in postseason franchise history, and the 6th-most by any team in the postseason since 1970. The 285 rushing yds. by the 49ers offense are the most in a Conference Championship Game since 1970.

GOLDMINE

- In 2018, Garland was recognized as the winner of the NFL's Salute to Service Award, honoring his efforts of support to former and present members of the military. As the recipient of the award, Garland received \$25,000 from the NFL to be donated to his military charity of choice, with USAA donating an additional \$25,000 to be spread across the five military branches. Following his college career at Air Force, Garland signed with the Denver Broncos. Shortly after, he was placed on the reserve/military list and served two years of active duty. Now as a veteran in the NFL, Garland has traveled on two USO tours, to Italy and Germany followed by Iraq and Kuwait. Additionally, he frequently donates tickets to military members, raises awareness about PTSD, and visits with young members of the military to inspire and encourage them. Garland spends his offseasons as a member of the Colorado Air National Guard, where he works in public affairs.



GARLAND'S GOLDEN NUGGETS

- Named the Perry/Yonamine Unity Award recipient in 2019. The award is presented to the 49ers player who exhibits an exceptional commitment to promoting unity within the team and in their community. The Perry/Yonamine Unity Award is named for the former 49ers players and pioneers of unity and diversity, Joe "The Jet" Perry and Wally Yonamine, and is voted on by the players.
- Was an element leader of Cadet Squadron 27 at the Air Force Academy. The element leader assists in assuring that members of the element comply with orders and instructions.
- Garland is one of four siblings, and his sister, Jessica, graduated from UNC with her PhD in exercise and sports science.

GOLDMINE (CONTINUED)

- As the NFL's Salute to Service Award recipient in 2018, Garland will serve alongside a panel of former players and military personnel to vote on this year's winner from the list of nominees chosen by each NFL club.
- The 49ers hosted the third annual Crucial Catch Fashion Show presented by Dignity Health on October 2nd, 2019, featuring cancer warriors representing all cancers as they modeled apparel donated by Levi's. Garland and his teammates were paired with each of the warriors to share their stories of strength and courage with the audience and walk the runway.



- NFL players had the opportunity to participate in the NFL's annual My Cause, My Cleats campaign during Week 14 of the 2019 season. Garland and his teammates represented their respective causes with custom-designed cleats in an effort to raise awareness and funding. Garland represented the charity Waterboys, and said, "I play for the millions of people around the world without access to clean water."





GOLDMINE (CONTINUED)

- The 49ers and their families hosted 450 underserved boys and girls from the Bay Area for the first-ever 49ers Hope for the Holidays event. Each child had a once-in-a-lifetime experience traveling through Levi's Stadium and left with a brand new bike, helmet, lock, haircut, shoes, toys, glasses, backpack, dinner and more.
- During the 2019 offseason, members of the 49ers took part in the Second Annual Picnic on the Field, located on the Levi's Stadium field. Garland and his teammates spent the day taking pictures with fans, who enjoyed music, food and games in support of the 49ers Foundation. The foundation, in conjunction with NFL Huddle for 100, partnered with Amazon to fill 1,000 backpacks full of school supplies. Fans and players joined together to assemble the packs, which were distributed throughout the community to children in need.
- The 49ers partnered with USAA and took a visit to the U.S. Coast Guard Base in Alameda. Garland and his teammates were given a tour of the base, had the opportunity to get to know the stationed Coast Guard personnel and were shown a search and rescue demonstration.



- Prior to the 2012 season, Garland was in his second week of training camp with the Denver Broncos, focused on impressing his coaches and teammates. In the midst of camp, he received tragic news: his grandparents' home, which was located near Denver, was destroyed in the Waldo Canyon Fire. When he went to survey the damage, he found that two of his prized possessions, his Air Force football helmet and his Academy sabers, presented to him at graduation, could not be salvaged. Upon hearing this news, his Broncos teammates decided to reach out to the Air Force Academy to replace the two items. "Some of those things are hard to get," Joe Mays, the linebacker who made the arrangements, said. "The fact that we were able to get them is awesome, and even better was that we were able to give them to him."
- NFL players had the opportunity to participate in the NFL's annual My Cause, My Cleats campaign during a designated home game between Weeks 13-15. Garland and his teammates represented their respective causes with custom-designed cleats in an effort to raise awareness and funding.
- Prior to Week 2's matchup in Cincinnati during the 2019 season, the 49ers spent time in Youngstown, Ohio, where they participated in the Community Blitz. Garland and some of his teammates visited the Akron Children's hospital as players went from room to room to visit and meet some of the young patients.



GARLAND'S CAREER STATISTICS

GAMES/STARTS – 63/10: 2014 (8/0); 2016 (16/0); 2017 (16/3); 2018 (14/4); 2019 (9/3)

POSTSEASON GAMES/STARTS – 9/5: 2014 (1/0); 2016 (3/0); 2017 (2/2); 2019 (3/3)

Additional Statistics:

Fumble Recoveries – 1: 2017 (1)

Tackles: Regular Season – 4: 2016 (3); 2018 (1) **Postseason – 1:** 2016 (1)

Fumbles–Lost 1–0: 2019 (1–0)

Milestones:

NFL Debut: at Oak. (11/9/14); **First Start:** vs. NO (12/7/17); **First FR:** vs. Buf. (10/1/17 – LB Lorenzo Alexander)

GARLAND'S TRANSACTIONS

Originally signed as an undrafted free agent by Den. on 4/30/10...Placed on the Reserve/Military List on 9/4/10...Activated from the Reserve/Military List on 4/10/12...Waived by Den. on 8/31/12...Signed to Den. practice squad on 9/2/12...Signed to Reserve/Future contract with Den. on 1/15/13...Waived by Den. on 8/31/13...Signed to Den. practice squad on 9/2/13...Re-signed with Den. on a one-year deal on 2/4/14...Re-signed with Den. on a one-year deal on 4/10/15...Waived by Den. on 9/5/15...Signed to Atl. practice squad on 9/9/15...Promoted to Atl. active roster on 12/15/15...Re-signed with Atl. on a one-year deal on 3/30/17...Re-signed with Atl. on a one-year deal on 3/17/18...Signed a one-year deal with SF on 4/24/19.



2018 (ATLANTA)

- Appeared in 14 games (4 starts) along the OL.
- Named the winner of the NFL's Salute to Service Award.

2017 (ATLANTA)

- Saw action in all 16 games for Atl., making the first 3 starts of his career. Also started in each of the team's 2 postseason contests. Transitioned from DL to OL.
- Made his first career start vs. NO (12/7) at LG.
- Earned his first career postseason start at LG at LAR (1/6/18 - NFC-WC).

2016 (ATLANTA)

- Appeared in all 16 games for the first time in his career along the DL and special teams. Also saw action in 3 postseason contests.
- Picked up his first career tackle vs. Arz. (11/27).
- Brought down Seahawks QB Russell Wilson for a 4-yd. loss in the end zone, resulting in a safety vs. Sea. (1/14/17 - NFC-D).

2015 (ATLANTA)

- Signed to Atl. practice squad on 9/9, where he spent the first 14 weeks of the season.
- Promoted to the team's active roster on 12/15 and was inactive in each of the final 3 games of the season.

2014 (DENVER)

- Was inactive the first 8 games with Den., later appeared in each of the final 8 games of the season and 1 postseason contest.
- Made his NFL debut at Oak. (11/9).
- Also saw action in his first postseason contest vs. Ind. (1/11/15 - AFC-WC).

2013 (DENVER)

- Spent the entire season on the team's practice squad.

2012 (DENVER)

- Activated from the Reserve/Military List on 4/10.
- Spent the entire season on the team's practice squad.

2011 (DENVER)

- Continued to serve his 2-year military commitment.

2010 (DENVER)

- Signed with Den. as an undrafted rookie free agent on 4/30. After spending training camp with the team, was placed on the Reserve/Military List on 9/4 to serve his 2-year military commitment.

COLLEGE

Appeared in 39 games (34 starts) at the United States Air Force Academy at DL, where he totaled 115 tackles (52 solo), 11.5 sacks (66 yds.), 3 FFs and 2 blocked kicks on special teams. Started all 13 games as a senior and registered 45 tackles and 4.5 sacks and earned Second-Team All-Mountain West Conference honors from Mountain West coaches. Started all 13 games in 2008 and finished fourth on the team with 7.5 TFLs (28 yds.) while adding 39 tackles and 4.0 sacks. Saw action in all 13 games (8 starts) as a sophomore and finished with 31 tackles. Played 4 games as a true freshman for the Falcons in 2006.

PERSONAL

- Attended Central (Grand Junction, CO) HS, where he earned first-team all-state honors as a senior in 2005.
- Majored in systems engineering management at Air Force.
- Born Ben Garland (4/6/88) in Grand Junction, CO.

INJURY REPORT

2014: Missed 3 games [vs. Ind. (9/7), vs. KC (9/14) and at Sea. (9/21)] with an ankle injury.

2018: Inactive 2 games [at Phi. (9/6) and vs. Car. (9/16)] with a calf injury.



10

QB

JIMMY GAROPPOLO

6-2 | 225 | EASTERN ILLINOIS

11.2.91 | ROLLING MEADOWS, IL | 6TH YEAR | ACQUIRED TR IN '17 - NE

AWARDS & HONORS

2017: FedEx Air Player of the Week (Week 15), Castrol EDGE Clutch Performer of the Week (Week 15 & Week 16)

2019: NFC Offensive Player of the Week (Week 14), *Sporting News* Comeback Player of the Year

2019 HIGHLIGHTS

- Started all 16 games for the first time in his career and registered single-season career-highs in atts. (476), cmps. (329), yds. (3,978), TDs (27), rushes (46), and rushing yds. (62) this season. Became 4th in franchise history with 3,978 passing yds. this season.

MOST PASSING YDS. IN A SEASON, FRANCHISE HISTORY

Player	Year	Yards
1. Jeff Garcia	2000	4,278
2. Steve Young	1998	4,170
3. Steve Young	1993	4,023
4. Jimmy Garoppolo	2019	3,978
5. Steve Young	1994	3,969

- Started all 3 postseason games and completed 37 of 58 atts. for 427 yds. and 2 TDs.
- Completed 17 of 25 atts. for 296 yds., 3 TDs and a passer rating of 131.2 at Cin. (9/15). His 3 TD passes tied a then-career high [3 TDs vs. Mia. (9/18/16)]. Garoppolo's 131.2 passer rating was his then-highest as a member of the 49ers (min. 25 atts.) and highest since 9/18/16 vs. Mia. (135.4).
- Registered a 1-yd. TD run at LAR (10/13), marking the 2nd rushing TD of his career. Completed 24 of 33 atts. (72.7 pct.) for 243 yds.

GAROPPOLO'S GOLDEN NUGGETS

- Is a two-time Super Bowl champion (XLIX & LI) as a member of the New England Patriots.
- Registered 13,089 yards in total offense at Eastern Illinois, joining New Orleans Saints head coach Sean Payton (10,298 yards; 1983-86) as the only players in EIU history to generate at least 10,000 yards in total offense.
- Following his senior season at Eastern Illinois in 2013, was named the Walter Payton Award winner. The Award is given to the most outstanding offensive player in the Division I Football Championship Subdivision.
- In addition to Garoppolo, Eastern Illinois has produced a fair share of NFL products including Mike Shanahan, former Super Bowl winning NFL head coach and father of current 49ers head coach Kyle Shanahan, Chicago Bears general manager Ryan Pace, and New Orleans Saints head coach Sean Payton.

2019 HIGHLIGHTS (CONTINUED)

- Connected on 28 of 37 atts. for 317 yds., tied for a career-high 4 TDs and a career-high passer rating of 136.9 at Arz. (10/31). His 4 TD passes were the most by a member of the 49ers since QB Colin Kaepernick had 4 passing TDs at NE (12/16/12).
- Completed 34 of 45 atts. (75.6 pct.) for a career-high 424 yds., a career-high tying 4 TDs and a QB rating of 115.4 vs. Arz. (11/17). Trailing 23-26 with 2:12 left in the game, he led the offense on an 8-play, 65-yd. TD drive that was capped off by a 25-yd. TD pass to RB Jeff Wilson Jr. It marked his 2nd game-winning TD pass this season [vs. Pit. (9/22/19)].

GAROPPOLO'S GAME-BY-GAME

2019																Total	Pct.	
Date	Opp	W/L	P/S	Att	Cmp	Pct	Yds	TD	Int	Lg	Sk/Yds	Rtg	Rsh	Yds	TD	Net Yds.	Offense	
Sep 8	at TB	W	1/1	27	18	66.7	166	1	1	39t	1/8	80.2	2	−2	0	156	60.9%	
Sep 15	at Cin	W	1/1	25	17	68.0	296	3	1	39t	0/0	131.0	4	8	0	305	53.2%	
Sep 22	Pit	W	1/1	32	23	71.9	277	1	2	27	1/9	82.4	6	3	0	271	62.2%	
Oct 7	Cle	W	1/1	29	20	69.0	181	2	0	22t	2/10	108.5	4	−3	0	168	37.7%	
Oct 13	at LAR	W	1/1	33	24	72.7	243	0	1	45	2/11	80.7	5	4	1	236	71.3%	
Oct 20	at Was	W	1/1	21	12	57.1	151	0	1	40	2/5	59.8	4	20	0	166	58.7%	
Oct 27	Car	W	1/1	22	18	81.8	175	2	1	29	3/19	111.2	0	0	0	156	40.2%	
Oct 31	at Arz	W	1/1	37	28	75.7	317	4	0	32	1/7	136.9	3	2	0	312	75.9%	
Nov 11	Sea	L	1/1	46	24	52.2	248	1	1	30	5/33	66.2	2	2	0	216	71.5%	
Nov 17	Arz	W	1/1	45	34	75.6	424	4	2	57	2/16	115.4	1	7	0	415	93.9%	
Nov 24	GB	W	1/1	20	14	70.0	253	2	0	61t	3/26	145.8	2	1	0	228	67.3%	
Dec 1	at Bal	L	1/1	21	15	71.4	165	1	0	33t	2/8	110.2	3	5	0	162	48.9%	
Dec 8	at NO	W	1/1	35	26	74.3	349	4	1	75t	3/30	131.7	2	1	0	320	62.0%	
Dec 15	Atl	L	1/1	34	22	64.7	200	1	0	29	1/7	90.3	2	6	0	199	63.6%	
Dec 21	LAR	W	1/1	27	16	59.3	248	1	2	46	6/33	71.2	4	5	0	220	65.9%	
Dec 29	at Sea	W	1/1	22	18	81.8	285	0	0	49	2/15	118.8	2	4	0	274	68.8%	
TOTALS				16/16	476	329	69.1	3,978	27	13	75t	36/237	102.0	46	62	1	3,803	62.4%

2019 Postseason

2019 Postseason																Total	Pct.
Date	Opp	W/L	P/S	Att	Cmp	Pct	Yds	TD	Int	Lg	Sk/Yds	Rtg	Rsh	Yds	TD	Net Yds.	Offense
Jan 11	Min	W	1/1	19	11	57.9	131	1	1	22	2/9	74.7	4	0	0	131	42.5%
Jan 19	GB	W	1/1	8	6	75.0	77	0	0	30	1/8	104.7	4	−1	0	76	21.5%
Feb 2	at KC	L	1/1	31	20	64.5	219	1	2	26	1/9	69.2	2	2	0	221	63.0%
TOTALS			3/3	58	37	63.8	427	2	3	30	4/26	75.9	10	1	0	428	42.3%

2019 MEDIA GUIDE

SAN FRANCISCO 49ERS



2019 HIGHLIGHTS (CONTINUED)

- With 424 yds. and 4 TDs vs. Arz. (11/17), he joined Hall of Fame QBs Joe Montana and Steve Young as the only QBs in franchise history to throw for over 400 yds. and 4 TDs in a game.

49ERS QBs WITH AT LEAST 400 PASSING YDS. & 4 TDs IN A GAME, FRANCHISE HISTORY

Player	Opp.	Date	Comps.	Atts.	Yds.	TDs	Rtg.
Jimmy Garoppolo	vs. Arz.	11/17/19	34	45	424	4	115.4
Steve Young	at LAR	11/28/93	26	32	462	4	145.3
Joe Montana	at Atl.	10/14/90	32	49	476	6	119.6
Joe Montana	at Phi.	9/24/89	25	34	428	5	142.8
Joe Montana	at Atl.	10/6/85	37	57	429	5	116.8

- Completed 14 of 20 atts. (70.0 pct.) for 253 yds., 2 TDs and a career-high QB rating of 145.8 vs. GB (11/24). Also tied his career-long pass on a 61-yd. TD recept. by TE George Kittle.
- Completed 26 of 35 atts. for 349 yds. and 4 TDs with a passer rating of 131.7 at NO (12/8). Connected on a 75-yd. TD pass to WR Emmanuel Sanders, marking the longest TD pass of his career. Marked his 3rd 300-yd. game this season and his 4 TD passes tied his career high [4 TD passes vs. Arz. (11/17/19) & at Arz. (10/31/19)]. Also engineered his 3rd, 4th Qtr. comeback of the season as he led the team on a 7-play, 63-yd. drive to set up the game-winning 30-yd. FG by K Robbie Gould.

CAREER HIGHLIGHTS

- With a 34-31 victory vs. LAR (12/21/19) Garoppolo improved to 20-5 as a starter in the NFL, becoming the 6th QB in the Super Bowl era to win at least 20 of his first 25 career starts.
- His 67.6 career completion percentage as a member of the 49ers ranks 1st in franchise history (min. 500 atts.).
- With a 99.2 career quarterback rating as a member of the 49ers, Garoppolo ranks 2nd in franchise history (min. 500 atts.).
- His 8.4 career average yds. per attempt as a 49er ranks 1st in franchise history (min. 500 atts.).
- With wins in each of his 1st five starts with the 49ers [15-14 at Chi. (12/3/17); 26-16 at Hou. (12/10/17); 25-23 vs. Ten. (12/17/17); 44-33 vs. Jax. (12/24/17); 34-13 at LAR (12/31)], he became the 1st 49ers QB since the merger in 1970 to win each of his 1st five starts with the team.

MOST QB WINS THROUGH 25 CAREER STARTS, SUPER BOWL ERA

Player	Wins
1t. Ben Roethlisberger, Pit.	22
2. Dan Marino, Mia.	21
3t. Jimmy Garoppolo, NE/SF	20
Pat Haden, LAR	20
Roger Staubach, Dal.	20
Kurt Warner, StL	20

CAREER COMPLETION PCT., FRANCHISE HISTORY (MIN. 500 ATTS.)

Player	Comp %
1. Jimmy Garoppolo	67.6
2. Steve Young	65.8
3. Joe Montana	63.7
4. Shaun Hill	61.7
5. Jeff Garcia	61.4

BEST CAREER QB RATING, FRANCHISE HISTORY (MIN. 500 ATTS.)

Player	QB Rate
1. Steve Young	101.4
2. Jimmy Garoppolo	99.2
3. Joe Montana	93.5
4. Colin Kaepernick	88.9
5. Jeff Garcia	88.3

CAREER AVG YDS. PER ATTEMPT, FRANCHISE HISTORY (MIN. 500 ATTS.)

Player	Y/A
1. Jimmy Garoppolo	8.4
2. Steve Young	8.2
3. Joe Montana	7.6
4t. Colin Kaepernick	7.3
Y.A. Tittle	7.3

CAREER HIGHLIGHTS (CONTINUED)

- His 1,542 passing yds. in his 1st five starts with the team are the most by a 49ers QB in his 1st five starts in franchise history.

MOST PASSING YDS. BY 49ERS QUARTERBACK IN 1ST FIVE STARTS IN FRANCHISE HISTORY

Name	Atts.	Comps.	Pct.	Yds.	TDs	INTs
Jimmy Garoppolo	176	118	67.0	1,542	6	5
Nick Mullens	174	111	63.8	1,479	9	6
Jeff Kemp	166	103	62.0	1,385	10	4
Elvis Grbac	164	117	71.3	1,376	8	4
Steve Bono	185	105	56.8	1,251	7	3

MOST CONSECUTIVE WINS BY A QB TO START HIS CAREER SINCE 1970

Quarterback	Wins
Ben Roethlisberger	15
Mike Tomczak	10
Jimmy Garoppolo	7
Dieter Brock	7
Daunte Culpepper	7

- According to the Elias Sports Bureau, Garoppolo is 1 of 5 QBs to win their 1st seven NFL starts since the merger in 1970.
- With wins at Chi. (12/3/17), at Hou. (12/10/17) and at LAR (12/31/17), he is the 3rd 49ers QB since the merger in 1970 to win each of his 1st three road starts. QB Elvis Grbac won each of his 1st four road starts from 1995-96 and QB Jim Plunkett won his 1st three starts on the road in 1976.
- In his 1st start as a member of the 49ers, completed 26 of 37 atts. for a career-high 293 yds. at Chi. (12/3/17). According to the Elias Sports Bureau, his 293 passing yds. set the franchise record for most passing yds. by a player in his 1st start with the team.
- His 1,542 passing yds. through his 1st five starts with the 49ers ranks 4th among all QBs in their 1st five starts with a new team since the merger in 1970.

MOST PASSING YDS. IN 1ST FIVE STARTS WITH A TEAM SINCE 1970

Player	Team	Year	Yards
Drew Bledsoe	Buffalo	2002	1,762
Trent Green	St. Louis	2000	1,668
Cam Newton	Carolina	2011	1,610
Jimmy Garoppolo	San Francisco	2017	1,542
Kirk Cousins	Washington	2012-14	1,503

- His 2,038 passing yds. through his 1st seven NFL starts ranks 5th among all QBs since the merger in 1970.

MOST PASSING YDS. IN 1ST SEVEN STARTS SINCE 1970


Player	Year	Yards
Billy Volek	2003-04	2,305
Patrick Mahomes	2017-18	2,149
Cam Newton	2011	2,103
Kirk Cousins	2012-14	2,043
Jimmy Garoppolo	2016-17	2,038

- Became just the 5th QB in the last 30 years to make his 1st regular season start in a season-opening night game (9/11/16 vs. Arz.). Packers QB Aaron Rodgers was the last (2008, win vs. Minnesota), with Chargers QB Philip Rivers (2006) and former NFL QBs David Carr (2002) and Brian Griese (1999) before him. He finished 24 of 33 for 264 yds. and 1 TD.
- Helped the Patriots set a NFL record for fewest INTs in a single season (2 INTs on 550 atts. in 2016).



GOLDMINE

- Prior to Week 2's matchup in Cincinnati during the 2019 season, the 49ers spent time in Youngstown, Ohio, where they participated in the Community Blitz. Garoppolo and some of his teammates visited the Akron Children's hospital as players went from room to room to visit and meet some of the young patients.
- NFL players had the opportunity to participate in the NFL's annual My Cause, My Cleats campaign during Week 14 of the 2019 season. Garoppolo and his teammates represented their respective causes with custom-designed cleats in an effort to raise awareness and funding. Garoppolo represented Make-A-Wish Greater Bay Area, and said, "I play for the kids who inspire me with their strength and courage."
- Garoppolo continued his giving theme in 2019, partnering with Men's Wearhouse on a suit drive, asking for donations of gently used suits, shirts, jackets, ties, slacks and shoes. The professional attire for men and women were passed along to local non-profit organizations, who provided them to those looking to re-enter the workplace. Done along with résumé-writing workshops, interview preparation courses and employment training programs, the objective is to create a confident job candidate, someone who shows up for an interview feeling well-prepared and looking the part. "It's kind of related to the football mentality of, look-good, feel-good, play-good," Garoppolo said of the drive. "You go in there with a suit and you're feeling good about yourself and your confidence is up, obviously you're going to perform better."
- As a kid in suburban Chicago, Garoppolo and his three brothers occasionally rose early to join their dad, Tony, at his job. Tony is now a retired union electrician, with his career spanning more than 40 years. Tony instilled his work ethic he had into Jimmy. "But it was that blue-collar mentality. When you're raised like that, you don't know any different. All I knew was hard work, and it translates over to football." In May of 2019, Jimmy and Tony went to the Silicon Valley Career Technical Education Center in San Jose to speak to and congratulate over 90 recent high school graduates who decided to pursue a career in a skilled trade. A take on national signing day for high school athletes, each person would sign papers at a table, be rewarded with a cap and announce at the podium what trade they would follow. The event encourages students to take up a skill trade, something that doesn't require a four-year university. "This can help set the path earlier in kids' lives – they want to be in trades and they can get started in high school," Garoppolo said. "It can require a blue-collar mentality, and some people don't have that – but I'm glad I grew up that way."



- During the 2019 offseason, members of the 49ers took park in the Second Annual Picnic on the Field, located on the Levi's Stadium field. Garoppolo and his teammates spent the day taking pictures with fans, who enjoyed music, food and games in support of the 49ers Foundation. The foundation, in conjunction with NFL Huddle for 100, partnered with Amazon to fill 1,000 backpacks full of school supplies. Fans and players joined together to assemble the packs, which were distributed throughout the community to children in need.
- In May of 2016, Garoppolo, in partnership with AccessSportAmerica, volunteered at a football clinic for disabled high school students at Harvard Stadium. During the clinic, Garoppolo gave tips to participants on passing, blocking and other essential football skills. Garoppolo enjoyed the clinic so much, he returned to Harvard Stadium again in 2017 to hang out with the AccessSportAmerica students. Garoppolo said he felt honored to volunteer with AccessSportAmerica, and contribute to their efforts to inspire higher function and fitness for people living with challenges and disabilities through high-challenge sports and training.
- For fans traveling to the San Francisco Zoo, they can keep an eye out for one of the zoo's snow leopards, Jimmy G, whom the zoo chose to name after the 49ers quarterback. The zoo received both a male and female snow leopard in early 2018 and quickly found a new name. You can find Jimmy G in the enclosure outside the Lion House near the Lion Fountain.



- Garoppolo has quickly become integrated with the Bay Area and its sports franchises. Prior to Game 3 of the NHL's 2018 Western Conference Semifinals between the San Jose Sharks and Vegas Golden Knights, Garoppolo was asked to be the "honorary locker room door opener" at SAP Center in San Jose. The Sharks ask celebrities and well-respected sports figures to be the ceremonial door opener as the team heads out for final warmups and pregame introductions.





GAROPPOLO'S CAREER STATISTICS

YEAR	TEAM	GP	GS	PASSING										RUSHING				
				ATT	CMP	PCT	YDS	TD	INT	LG	SK	LST	RTG	ATT	YDS	AVG	LG	TD
2014	NE	6	0	27	19	70.4	182	1	0	37	5	36	101.2	10	9	0.9	9	0
2015	NE	5	0	4	1	25.0	6	0	0	6	0	0	39.6	5	−5	−1.0	−1	0
2016	NE	6	2	63	43	68.3	502	4	0	37t	3	15	113.3	10	6	0.6	10	0
2017	NE/SF	6	5	178	120	67.4	1,560	7	5	61	8	57	96.2	15	11	0.7	8	1
2018	SF	3	3	89	53	59.6	718	5	3	56	13	97	90.0	8	33	4.1	13	0
2019	SF	16	16	476	329	69.1	3,978	27	13	75t	36	237	102.0	46	62	1.3	13	1
TOTALS		42	26	837	565	67.5	6,946	44	21	75t	65	442	100.0	94	116	1.2	13	2

PLAYOFFS

YEAR	TEAM	GP	GS	PASSING										RUSHING				
				ATT	CMP	PCT	YDS	TD	INT	LG	SK	LST	RTG	ATT	YDS	AVG	LG	TD
2014	NE	1	0	0	0	—	0	0	0	—	0	0	0.0	0	0	—	—	0
2015	NE	0	0	0	0	—	0	0	0	—	0	0	0.0	0	0	—	—	0
2016	NE	0	0	0	0	—	0	0	0	—	0	0	0.0	0	0	—	—	0
2019	SF	3	3	58	37	63.8	427	2	3	30	4	26	75.9	10	1	0.1	3	0
TOTALS		4	3	58	37	63.8	427	2	3	30	4	26	75.9	10	1	0.1	3	0

Additional Statistics:

Fumbles—Lost — 11—5: 2016 (2—1); 2017 (1—0); 2018 (1—0); 2019 (7—4)

Receptions — 2: 2016 (1); 2017 (1)

Receiving Yards — (-3): 2016 (3); 2017 (-6)

Tackles — 1: 2017 (1)

Fumble Recoveries — 2: 2018 (1); 2019 (1)

Milestones:

NFL Debut: at KC (9/29/14); **First Start:** at Arz. (9/11/16); **First Passing TD:** Regular Season — at KC (9/29/14 — 13-yd. pass to TE Rob Gronkowski); Postseason — vs. Min. (1/11/20 — 3-yd. pass to WR Kendrick Bourne); **First 300—Yd. Game:** at Hou. (12/10/17 — 334 yds.); **300—Yd. Games:** 5 — Last at NO (12/8/19 — 349 yds.); **First Rushing TD:** vs. Jax. (12/24/17 — 1-yd. run); **First 400—Yd. Game:** vs. Arz. (11/17/19 — 424 yds.)

GAROPPOLO'S CAREER 300-YARD PASSING GAMES (5)

Date	Opp	Att	Cmp	Yds	TD	Date	Opp	Att	Cmp	Yds	TD
12/10/17	at Hou.	33	20	334	1	11/17/19	vs. Arz.	45	34	424	4
12/17/17	vs. Ten.	43	31	381	1	12/8/19	at NO	35	26	349	4
10/31/19	at Arz.	37	28	317	4						

GAROPPOLO'S CAREER HIGHS

Passes Attempted: Regular Season — 46 vs. Sea. (11/11/19); Postseason — 31 at KC (2/2/20)

Completions: Regular Season — 34 vs. Arz. (11/17/19); Postseason — 20 at KC (2/2/20)

Completion Percentage: Regular Season — 81.8 (2 times) Last at Sea. (12/29/19); Postseason — 64.5 at KC (2/2/20)

Passing Yards: Regular Season — 424 vs. Arz. (11/17/19); Postseason — 219 at KC (2/2/20)

Long Pass: Regular Season — 75t at NO (12/8/19); Postseason — 30 vs. GB (1/19/20)

QB Rating: Regular Season — 145.8 vs. GB (11/24/19); Postseason — 104.7 vs. GB (1/19/20)

Passing Touchdowns: Regular Season — 4 (3 times) Last at NO (12/8/19); Postseason — 1 (2 times) Last at KC (2/2/20)

Rushes: Regular Season — 6 vs. Pit. (9/22/19); Postseason — 4 (2 times) Last vs. GB (1/19/20)

Rushing Yards: Regular Season — 20 at Was. (10/20/19); Postseason — 2 at KC (2/2/20)

Rushing Touchdowns: Regular Season — 1 (2 times) Last at LAR (10/13/19)

Long Rush: Regular Season — 13 at KC (9/23/18); Postseason — 3 at KC (2/2/20)

GAROPPOLO'S TRANSACTIONS

Originally a 2nd-round (62nd overall) draft choice by NE in 2014...Traded to SF on 10/31/17...Signed a five-year extension through 2022 on 2/8/18...Placed on the Injured Reserve List on 9/26/18.



2018 (SAN FRANCISCO)

- Started the first 3 games of the season and completed 53 of 89 atts. for 718 yds. and 5 TDs for a QB rating of 90.0 before being placed on the Injured Reserve List on 9/26.
- Completed 18 of 26 atts. (69.2 pct.) for 206 yds., 2 TDs and QB rating of 118.4 vs. Det. (9/16). His 118.4 QB rating was the highest as a member of the 49ers and the second-highest of his career (min. 10 atts.) [135.4 vs. Mia. (9/18/16)].
- In the first half vs. Det. (9/16), completed 10 of 14 atts. (71.4 pct.) for 119 yds., 1 TD and a QB rating of 120.8. His 71.4 comp. pct. marked his highest comp. pct. in the first half in his career. His previous first half career high was 69.2 pct. [18 of 26 (69.2 pct.) vs. Mia. (9/18/16) & 18 of 26 (69.2 pct) vs. Ten. (12/17/17)].

2017 (NEW ENGLAND/SAN FRANCISCO)

- Acquired via trade on 10/31, played in 6 games (5 starts) and completed 120 of 178 atts. for 1,560 yds., 7 TDs, 5 INTs and a QB rating of 96.2. Added 15 rushing atts. for 11 yds. and 1 TD.
- Set the franchise record for the most passing yds. (1,542) in his 1st five starts with the team.
- Threw a 10-yd. TD pass to WR Louis Murphy vs. Sea. (11/26). It marked the 1st TD pass of Garoppolo's career with the 49ers.
- In his 1st start as a member of the 49ers, completed 26 of 37 atts. for a then career-high 293 yds. at Chi. (12/3). According to the Elias Sports Bureau, his 293 passing yds. set the franchise record for most passing yds. by a player in his 1st start with the team.
- Trailing 12-14 with 5:27 left to play in the game at Chi. (12/3), he led a 14-play, 86-yd. drive to set up the game-winning FG by K Robbie Gould with 0:04 left on the clock. On the drive, he completed 5 of 6 atts. for 54 yds. and converted on three 3rd down plays.
- Completed 20 of 33 atts. for a then career-high 334 yds. and 1 TD, including a career-long 61-yd. completion to TE Garrett Celek at Hou. (12/10). He became the 3rd 49ers QB since the merger in 1970 to win each of his 1st two road starts. QB Elvis Grbac won each of his 1st four road starts from 1995-96 and QB Jim Plunkett won his 1st three starts on the road in 1976.
- Finished the game completing 31 of 43 atts. for a career-high 381 yds., 1 TD and at QB rating of 106.8 vs. Ten. (12/17). For the 2nd time in the three weeks, he engineered a game-winning scoring drive in the 4th qtr. Trailing Ten. 22-23 with 1:07 left in the game, Garoppolo worked the offense down the field, completing 3 of 5 atts. for 45 yds., setting up K Robbie Gould for the game-winning 45-yd. FG as time expired.
- With 381 yds. passing vs. Ten. (12/17), threw for over 300 yds. passing in consecutive games for the 1st time in his career [334 at Hou. (12/10/17)]. He became the 1st 49ers QB to register consecutive 300-yd. passing games since QB Jeff Garcia had three consecutive 300-yd. games in 2000 [323 at SD (12/3/00; 305 vs. NO (12/10/00) & 402 vs. Chi. (12/17/00)].
- Having thrown for 1,008 yds. in a three game span [293 at Chi. (12/3); 334 at Hou. (12/10); 381 vs. Ten. (12/17)], he became the 1st 49ers QB to throw for over 1,000 yds. in a three game span since QB Tim Rattay threw for 1,002 yds. over three games in 2004 [299 vs. StL (10/3/04); 417 vs. Arz. (10/10/04); 286 at NYJ (12/17/04)].
- With his 31 completions vs. Ten. (12/17), he became the 1st 49ers QB to have 30-or-more completions in a game since 12/20/15 [QB Blaine Gabbert vs. Cin. (30 of 50 for 295 yds., 1 TD and 3 INTs)].

2017 (CONTINUED)

- In the 1st half vs. Ten. (12/17), he completed 18 of 26 atts. for 189 yds., 1 TD and a passer rating of 102.9. His 18 completions were the most in a 1st half by a 49ers QB since Alex Smith went 18 of 29 vs. Jax. (11/29/09).
- Completed 21 of 30 atts. for 242 yds., 2 TDs and at QB rating of 102.4 vs. Jax. (12/24). He also scored the 1st rushing TD of his career on a 1-yd. run on the 1st drive of the game. His 102.4 QB rating was the highest against the Jaguars in 2017.

2016 (NEW ENGLAND)

- Appeared in 6 games (2 starts) and completed 43 of 63 pass atts. (68.3 pct.) for 502 yds. and 4 TDs.
- Made his 1st career NFL start at Arz. (9/11), going 24-33 for 264 yds., 1 TD and a passer rating of 106.1. Also rushed for 12 yds. on 4 carries.
- Completed 18 of 26 passing atts. for 232 yds. and a career-high 3 TDs vs. Mia. (9/18). Finished the game with a 135.4 passer rating.

2015 (NEW ENGLAND)

- Saw action in 5 regular season contests as a reserve and completed 1 pass on 4 atts. for 6 yds.
- Came in to complete 1 pass for 4 yds. at Mia. (1/3/16).

2014 (NEW ENGLAND)

- Appeared in 6 regular season games in relief of Patriots QB Tom Brady, completing 19 of 27 passes (70.4 pct.) for 182 yds. and 1 TD.
- Made his NFL debut at KC (9/29), competing 6 of 7 passes for 70 yds. and his 1st career TD pass.
- Played the entire 2nd half of the season finale vs. Buf. (12/28), completing 10 of 17 passes for 90 yds. Also rushed 4 times for 16 yds.

COLLEGE

Started all 45 games that he appeared in for Eastern Illinois, where he completed 1,047 of 1,668 pass atts. (62.8%) for 13,151 yds., 118 TDs and 51 INTs. Also added 8 rushing TDs on 260 carries. Generated 13,089 yds. in total offense in his career and was responsible for 126 touchdowns. Also handled some punting duties, kicking 9 times for 287 yds. (31.9 avg). Finished 6th in Football Championship Subdivision annals with 118 TD passes and 7th with 13,151 yds. passing. Set the Ohio Valley Conference (OVC) records in comps. (1,047), yds. (13,151) and TDs (118). As a senior in 2013, was the Walter Payton Award winner, named FCS ADA National Offensive Player of the Year, was a Consensus First-Team All-American and was the OVC Male Athlete of the Year. That season, he appeared in 14 games and completed 375 of 568 passes (66.0%) for 5,050 yds. and 53 TDs. He also broke Tony Romo's single season and career passing records. In 2012, he earned Second-Team All-OVC Honors after going 331-of-540 for 3,823 yds. and 31 TD passes. Started all 11 games as a sophomore, throwing for 2,644 yds. and 20 TDs on 217 of 349 passing. In 2010, started the final 8 games of the season, passing for 1,639 yds. and 14 TDs, earning All-Ohio Valley Conference Newcomer Team honors.



PERSONAL

- Attended Rolling Meadows (IL) HS and passed for 1,888 yds. and 16 TDs as a senior, earning northwest suburban all-area honors. Also rushed for 563 yds. and 7 TDs, helping to lead his team to mid-suburban east league championships and IHSA Class 7A play-off berth. As a junior, passed for 2,072 yds. and 18 TDs while completing 152 of 253 (60.1 pct.) passes and ran for 552 yds. and 7 TDs.
- Garoppolo attended the 12th Annual Tipping Point Community benefit in San Francisco with 49ers CEO Jed York and general manager John Lynch. The 49ers and Levi's Stadium provided an auction item that included a club suite for the 2019 College Football National Championship, which was held at Levi's Stadium, along with access to 49ers practice.
- Is the 3rd of four sons of Tony and Denise Garoppolo, along with Tony Jr., Mike and Billy.
- Brother Mike played football at Western Illinois.
- Majored in management at Eastern Illinois.
- Born Jimmy Garoppolo (11/2/91) in Franklin Park, IL.

INJURY REPORT

- 2016:** Missed 3 games [vs. Hou. (9/22), vs. Buf. (10/2) and at Cle. (10/9)] with a shoulder injury.
- 2018:** Placed on the Injured Reserve List on 9/26 with a knee injury.



GAROPPOLO'S GAME-BY-GAME

Only games Garoppolo has appeared in on offense are listed

2014 (New England)

Date	Opp	W/L	P/S	Att	Cmp	Pct	Yds	TD	Int	Lg	Sk/Yds	Rtg	Rsh	Yds	TD	Total Net Yds.	Pct. Offense
Sep 29	at KC	L	1/0	7	6	85.7	70	1	0	37	1/6	147.9	0	0	0	64	22.1
Oct 5	Cin	W	1/0	0	0	—	0	0	0	—	0/0	—	3	-4	0	-4	-0.8
Oct 26	Chi	W	1/0	3	3	100.0	22	0	0	17	1/11	97.2	1	-1	0	10	2.1
Nov 16	at Ind	W	1/0	0	0	—	0	0	0	—	0/0	—	2	-2	0	-2	-0.4
Dec 14	Mia	W	1/0	0	0	—	0	0	0	—	0/0	—	0	0	0	0	0.0
Dec 28	Buf	L	1/0	17	10	58.8	90	0	0	20	3/19	73.2	4	16	0	87	33.5
TOTALS			6/0	27	19	70.4	182	1	0	37	5/36	101.2	10	9	0	155	2.7

2014 Postseason (New England)

Date	Opp	W/L	P/S	Att	Cmp	Pct	Yds	TD	Int	Lg	Sk/Yds	Rtg	Rsh	Yds	TD	Total Net Yds.	Pct. Offense
Jan 18	Ind	W	1/0	0	0	—	0	0	0	—	0/0	—	0	0	0	0	0.0
TOTALS			1/0	0	0	—	0	0	0	—	0/0	—	0	0	0	0	0.0

2015 (New England)

Date	Opp	W/L	P/S	Att	Cmp	Pct	Yds	TD	Int	Lg	Sk/Yds	Rtg	Rsh	Yds	TD	Total Net Yds.	Pct. Offense
Sep 27	Jax	W	1/0	0	0	—	0	0	0	—	0/0	—	2	-2	0	-2	-0.4
Oct 11	at Dal	W	1/0	0	0	—	0	0	0	—	0/0	—	2	-2	0	-2	-0.6
Oct 29	Mia	W	1/0	0	0	—	0	0	0	—	0/0	—	0	0	0	0	0.0
Nov 8	Was	W	1/0	0	0	—	0	0	0	—	0/0	—	1	-1	0	-1	-0.2
Jan 3	at Mia	L	1/0	4	1	25.0	6	0	0	6	0/0	39.6	0	0	0	6	3.1
TOTALS			5/0	4	1	25.0	6	0	0	6	0/0	39.6	5	-5	0	1	0.0

2016 (New England)

Date	Opp	W/L	P/S	Att	Cmp	Pct	Yds	TD	Int	Lg	Sk/Yds	Rtg	Rsh	Yds	TD	Total Net Yds.	Pct. Offense
Sep 11	at Arz	W	1/1	33	24	72.7	264	1	0	37t	2/7	106.1	4	12	0	269	74.1
Sep 18	Mia	W	1/1	26	18	69.2	232	3	0	26	0/0	135.4	0	0	0	232	50.1
Oct 9	at Cle	W	1/0	1	0	0.0	0	0	0	—	0/0	39.6	2	-3	0	-3	-0.6
Oct 30	at Buf	W	1/0	0	0	—	0	0	0	—	1/8	—	1	-1	0	-9	-2.5
Dec 24	NYJ	W	1/0	2	1	50.0	6	0	0	6	0/0	56.3	3	-2	0	4	1.2
Jan 1	at Mia	W	1/0	1	0	0.0	0	0	0	—	0/0	39.6	0	0	0	0	0.0
TOTALS			6/2	63	43	68.3	502	4	0	37t	3/15	113.3	10	6	0	493	8.0

2017 (New England/San Francisco)

Date	Opp	W/L	P/S	Att	Cmp	Pct	Yds	TD	Int	Lg	Sk/Yds	Rtg	Rsh	Yds	TD	Total Net Yds.	Pct. Offense
TRADED TO SF ON 10/31																	
Nov 26	Sea	L	1/0	2	2	100.0	18	1	0	10	0/0	143.8	1	4	0	22	7.9
Dec 3	at Chi	W	1/1	37	26	70.3	293	0	1	33	2/15	82.4	4	8	0	286	73.7
Dec 10	at Hou	W	1/1	33	20	60.6	334	1	1	61	2/20	92.2	5	-3	0	311	74.8
Dec 17	Ten	W	1/1	43	31	72.1	381	1	0	54	3/18	106.8	0	0	0	357	86.2
Dec 24	Jax	W	1/1	30	21	70.0	242	2	1	44	1/4	102.4	3	3	1	241	65.3
Dec 31	at LAR	W	1/1	33	20	60.6	292	2	2	44	0/0	84.4	2	-1	0	291	63.1
TOTALS			6/5	178	120	67.4	1,560	7	5	61	8/57	96.2	15	11	1	1,514	27.1

2018 (San Francisco)

Date	Opp	W/L	P/S	Att	Cmp	Pct	Yds	TD	Int	Lg	Sk/Yds	Rtg	Rsh	Yds	TD	Total Net Yds.	Pct. Offense
Sep 9	at Min	L	1/1	33	15	45.5	261	1	3	56	3/24	45.1	2	6	0	243	74.3
Sep 16	Det	W	1/1	26	18	69.2	206	2	0	35	6/50	118.4	3	4	0	160	46.2
Sep 23	at KC	L	1/1	30	20	66.7	251	2	0	35t	4/23	114.7	3	23	0	251	61.8
PLACED ON INJURED RESERVE (Knee) ON 9/26																	
TOTALS			3/3	89	53	59.6	718	5	3	56	13/97	90.0	8	33	0	654	11.3



90

DL

KEVIN GIVENS

6-1 | 285 | PENN STATE

3.1.97 | NEWARK, NJ | ROOKIE | ACQUIRED FA IN '19

2019 HIGHLIGHTS

- Spent a majority of the season on the practice squad before being promoted to the active roster on 12/28.

GOLDMINE

- Members of the 49ers defensive line spent time with 25 local youth from the Fam 1st Foundation at Shoe Palace for a special holiday shopping experience on December 16, 2019. The Fam 1st Foundation is based in Oakland and focuses on underserved youth, aiming to build new generations of innovative thinkers to create solutions for the future of Oakland and beyond.



- Givens participated in the 49ers Annual Community Day, helping pack more than 31,000 nutritious meals in collaboration with Feeding Children Anywhere. The meals, along with groceries and backpacks, were distributed to those most in need in East San Jose.

**GIVENS' GOLDEN NUGGET**

- Was presented with the Jim O'Hara Award in 2018, which is presented annually to a defensive player on the Penn State football team for "exemplary conduct, loyalty, interest, attitude and improvement."

GIVENS' GAME-BY-GAME**2019**

Date	Opp	W/L	P/S	Tot	Sol	Ast	Sk	Yds	Int	Yds	PD	FF	FR	Yds
SIGNED TO SF PRACTICE SQUAD ON 9/1														
Sep 8	at TB	W	—											
Sep 15	at Cin	W	—											
Sep 22	Pit	W	—											
Oct 7	Cle	W	—											
Oct 13	at LAR	W	—											
Oct 20	at Was	W	—											
Oct 27	Car	W	—											
Oct 31	at Arz	W	—											
Nov 11	Sea	L	—											
Nov 17	Arz	W	—											
Nov 24	GB	W	—											
Dec 1	at Bal	L	—											
Dec 8	at NO	W	—											
Dec 15	Atl	L	—											
Dec 21	LAR	W	—											
PROMOTED TO SF ACTIVE ROSTER ON 12/28														
Dec 29	at Sea	W	1/0	1	1	0	0.0	0.0	0	0	0	0	0	0
TOTALS			1/0	1	1	0	0.0	0.0	0	0	0	0	0	0

2019 Postseason

Date	Opp	W/L	P/S	Tot	Sol	Ast	Sk	Yds	Int	Yds	PD	FF	FR	Yds
Jan 11	Min	W	—	—	—	—	—	—	—	—	—	—	—	—
Jan 19	GB	W	—	—	—	—	—	—	—	—	—	—	—	—
Feb 2	at KC	L	—	—	—	—	—	—	—	—	—	—	—	—
TOTALS			0/0	0	0	0	0.0	0.0	0	0	0	0	0	0



GIVENS' CAREER STATISTICS

YEAR	TEAM	GP	GS	TACKLES					YDS	INT	INTERCEPTIONS				PD	FUMBLES		
				TOT	SOL	AST	SACKS				YDS	LG	TD			FF	FR	YDS
2019	SF	1	0	1	1	0	0.0	0.0	0	0	0	–	0	0	0	0	0	0
TOTALS		1	0	1	1	0	0.0	0.0	0	0	0	–	0	0	0	0	0	0

PLAYOFFS

YEAR	TEAM	GP	GS	TACKLES					YDS	INT	INTERCEPTIONS				PD	FUMBLES		
				TOT	SOL	AST	SACKS				YDS	LG	TD			FF	FR	YDS
2019	SF	0	0	0	0	0	0.0	0.0	0	0	0	–	0	0	0	0	0	0
TOTALS		0	0	0	0	0	0.0	0.0	0	0	0	–	0	0	0	0	0	0

Milestones:

NFL Debut: at Sea. (12/29/19)

GIVENS' CAREER HIGHS

Total Tackles: Regular Season – 1 at Sea. (12/29/19)

Solo: Regular Season – 1 at Sea. (12/29/19)

GIVENS' TRANSACTIONS

Originally signed as an undrafted free agent by SF on 5/3/19...Waived by SF on 8/31/19...Signed to SF practice squad on 9/1/19...Promoted to SF active roster on 12/28/19.



COLLEGE

In four years at Penn State (2015-18), appeared in 39 games (22 starts) and finished with 82 tackles, 21.5 TFLs, 13.0 sacks, 4 PDs, 3 FRs and 1 FF. Made 12 starts as a junior in 2018, where he registered 33 tackles, 10.5 TFLs, 5.0 sacks and 1 PD. In 2017, appeared in 13 games (4 starts) and recorded 23 tackles, 4 TFLs, 3.5 sacks, 2 PDs, 1 FF and 1 FR. As a freshman in 2016, appeared in 14 games (6 starts) and registered 26 tackles, 7 TFLs, 4.5 sacks, 2 FRs and 1 PD. Redshirted as a true freshman in 2015.

PERSONAL

- Attended Altoona (PA) Area HS, where he earned Pennsylvania Football News first-team all-state (AAAA) honors as a senior.
- Majored in criminology at Penn State.
- Born Kevin Rashawn Givens (3/1/97) in Newark, NJ.



11
WR

MARQUISE GOODWIN

5-9 | 185 | TEXAS

11.19.90 | ROWLETT, TX | 7TH YEAR | ACQUIRED FA IN '17

AWARDS & HONORS

2017: Len Eshmont Award, Ed Block Courage Award, Garry Niver Award

CAREER HIGHLIGHTS

- Has recorded 13 TD receipts. during his NFL career, 8 of which have gone for 40-or-more yds.
- Since entering the NFL in 2013, has registered 140 receipts. for 2,323 yds. His 16.6 rec. avg. is the 5th-highest in the NFL among active receivers (min. 100 receipts.).
- As a member of the Buffalo Bills, registered TD receipts. of 40, 43 and 59-yds. during the 2013 season, becoming the 1st member of the Bills to produce 3 TD receipts. of 40-or-more yds. in a season since WR Terrell Owens in 2009.
- Registered 50-or-more rec. yds. in six consecutive games for the 1st time in his NFL career [68 vs. Arz. (11/5/17), 83 vs. NYG (11/12/17), 78 vs. Sea. (11/26/17), 99 at Chi. (12/3/17), 106 at Hou. (12/10/17), 114 vs. Ten. (12/17/17)]. He is the 1st member of the 49ers to have at least six consecutive games with 50-or-more rec. yds. since WR Anquan Boldin registered eight consecutive games in 2014 [Weeks 4-12 (Week 8 Bye)].

HIGHEST REC. AVG. IN THE NFL, 2013-19 (MIN. 100 RECEPTS.)

Player	Avg.
1. Josh Gordon	17.5
2. DeSean Jackson	17.4
3. Mike Williams	17.1
4. Kenny Golladay	16.7
5. Marquise Goodwin	16.6

2019 HIGHLIGHTS

- Played in 9 games (6 starts) and registered 12 receipts. for 186 yds. and 1 TD before being placed on the Injured Reserve List on 12/10.
- Connected with QB Jimmy Garoppolo on a 38-yd. TD receipt. at Cin. (9/15). It marked Goodwin's first TD receipt. of the season and 13th of his career. He finished the game with 3 receipts. for 77 yds. and 1 TD.

GOLDMINE

- Prior to Week 2's matchup in Cincinnati during the 2019 season, the 49ers spent time in Youngstown, Ohio, where they participated in the Community Blitz. Goodwin and some of his teammates visited Easter Seals Center for Rehabilitation. The players spent time painting and playing games with several seniors at the facility.



GOODWIN'S GOLDEN NUGGETS

- Qualified for the U.S. Olympic team after winning the long jump title at the 2012 U.S. Olympic Trials and finished 10th in the long jump in the London Olympics.
- Goodwin married the former Morgan Snow, who also participated in track & field at the University of Texas. She was a 9-time All-American for the Longhorns.
- In 2017, was the recipient of the 49ers Len Eshmont Award, which is voted on by the players and is given to the 49er who best exemplifies the inspirational and courageous play of Len Eshmont, an original member of the 1946 49ers team. Eshmont, who coached at Navy and Virginia following his career in San Francisco, died in 1957. The award was established that year.
- Named the 49ers Ed Block Courage Award recipient in 2017. The Ed Block Courage Award is named after Ed Block, the former head athletic trainer of the Baltimore Colts of 23 years. Block was a pioneer in his profession and a respected humanitarian whose most passionate cause was helping children of abuse. The award is presented in his name each year to the player that exemplified a commitment to sportsmanship and courage. Ed Block Courage Award winners from each of the 32 NFL teams are honored at a banquet in Baltimore, MD.
- Was the 49ers 2017 Garry Niver Award recipient. The Garry Niver Award is presented annually by the San Francisco Chapter of the Pro Football Writers of America to a 49ers' player for his cooperation and professional style in helping the pro football writers do their jobs.

GOODWIN'S GAME-BY-GAME

2019

Date	Opp	W/L	P/S	Rec	Yds	Avg	Lg	TD
Sep 8	at TB	W	1/1	1	7	7.0	7	0
Sep 15	at Cin	W	1/1	3	77	25.7	38t	1
Sep 22	Pit	W	1/1	2	41	20.5	25	0
Oct 7	Cle	W	1/1	3	41	13.7	17	0
Oct 13	at LAR	W	1/1	2	15	7.5	11	0
Oct 20	at Was	W	1/1	0	0	—	0	0
Oct 27	Car	W	—	—	INACTIVE	—	—	—
Oct 31	at Arz	W	—	—	INACTIVE	—	—	—
Nov 11	Sea	L	1/0	0	0	—	—	0
Nov 17	Arz	W	1/0	1	5	5.0	5	0
Nov 24	GB	W	—	—	INACTIVE	—	—	—
Dec 1	at Bal	L	1/0	0	0	—	—	0
Dec 8	at NO	W	—	—	INACTIVE (Knee/Foot) —	—	—	—

PLACED ON INJURED RESERVE (Knee/Foot) ON 12/10

TOTALS			9/6	12	186	15.5	38t	1
--------	--	--	-----	----	-----	------	-----	---



GOLDMINE (CONTINUED)

- NFL players had the opportunity to participate in the NFL's annual My Cause, My Cleats campaign during Week 14 of the 2019 season. Goodwin and his teammates represented their respective causes with custom-designed cleats in an effort to raise awareness and funding. Goodwin chose the Next Door Solutions and the Cerebral Palsy Foundation, and said, "I play for all victims of domestic violence, and those battling Cerebral Palsy like my sister."



- In June of 2019, Goodwin and his wife, Morgan, partnered with Proctor & Gamble to host a football camp at Travis Air Force Base where Goodwin finished the day mixing his passion of football with track & field, long jumping over some of the campers. Said Goodwin, "I always end the camp with a nice long jump over the kids. It gives them, as well as the parents, a visual of what the event is."



- On August 18th, 2017, as part of 49ers partnership with the Make-A-Wish Foundation, Goodwin spent the day with Austin DeMello, a 12-year-old 49ers fan from San Diego. The two toured the 49ers facility, had lunch together and even played a game of *Madden 17*, which Austin won. Austin was diagnosed with a brain tumor, but he and his family don't let that stop him from fighting and enjoying each day. "The fact that Austin's family comes out here, they're supporting him, loving him and not giving up on him, I love that," Goodwin said, "because my mom didn't give up on my sister." Goodwin's older sister, Deja, suffers from cerebral palsy and is unable to walk. Before Austin and his family went back to San Diego, Marquise left him with a message to remember when times get tough. "Just know that you've got a lot of people that love you and care about you," Goodwin told Austin, "including the 49ers."




- During all Week 13 games in 2017, NFL players had the chance to share the causes that are important to them as part of the NFL's My Cause, My Cleats campaign. "My Cause, My Cleats are inspired by my sister, Deja, who's life has been impacted by Cerebral Palsy, a congenital disorder of movement, muscle tone or posture," said Goodwin.



- As part of the 49ers annual Thanksgiving celebrations, Goodwin and his teammates visited Cityteam San Jose to serve a holiday feast to over 300 people in need. Guests enjoyed turkey along with all of the usual holiday sides, while getting to know the 49ers.



- In 2012, Goodwin won the long jump title at the 2012 U.S. Olympic Trials (27-4.25) and finished 10th in the London Olympics. By qualifying for the Olympics, he became the first collegian to win both the Olympic Trials and the NCAA Outdoor long-jump competition in the same year since 1960. Goodwin was a two-time NCAA long jump champion, seven-time All-American and five-time Big 12 champion in the long jump during his career at the University of Texas.
- Goodwin began his track & field career at Rowlett (TX) HS, where he was a two-time World Junior Champion (long jump, 4x100m), seven-time Texas 5A State Champion [long jump (3x), triple jump (2x) and 4x100m (2x)] and two-time Texas Gatorade Track & Field Athlete of the Year.
- During the 2013 NFL Combine, Goodwin posted the fastest 40-yd. dash time among all participants, running the distance in 4.27 seconds. His time is tied for the 5th fastest 40-yd. dash ever recorded at the Combine.





GOLDMINE (CONTINUED)

- NFL players had the opportunity to participate in the NFL's annual My Cause, My Cleats campaign during a designated home game between Weeks 13-15 of 2018. Goodwin and his teammates represented their respective causes with custom-designed cleats in an effort to raise awareness and funding. March of Dimes leads the fight for the health of all moms and babies, supporting moms throughout their pregnancy, even when everything doesn't go according to plan.



GOODWIN'S CAREER STATISTICS

YEAR	TEAM	GP	GS	NO	YDS	RECEIVING			ATT	YDS	RUSHING		
						AVG	LG	TD			AVG	LG	TD
2013	BUF	12	1	17	283	16.6	59t	3	3	13	4.3	17	0
2014	BUF	10	0	1	42	42.0	42	0	3	8	2.7	12	0
2015	BUF	2	0	2	24	12.0	14	0	0	0	—	—	0
2016	BUF	15	9	29	431	14.9	84t	3	0	0	—	—	0
2017	SF	16	16	56	962	17.2	83t	2	4	44	11.0	18	0
2018	SF	11	8	23	395	17.2	67t	4	3	7	2.3	5	0
2019	SF	9	6	12	186	15.5	38t	1	0	0	0.0	0	0
TOTALS		75	40	140	2,323	16.6	84t	13	13	72	5.5	18	0

PLAYOFFS

YEAR	TEAM	GP	GS	NO	YDS	RECEIVING			ATT	YDS	RUSHING		
						AVG	LG	TD			AVG	LG	TD
2019	SF	—	—	—	—	—	—	—	—	—	—	—	—
TOTALS		0	0	0	0	—	—	0	0	0	—	—	0

Additional Statistics:

Fumbles – Lost – 3–1: 1–1 in 2013; 1–0 in 2014; 1–0 in 2018

Kickoff Returns – 22: 2013 (16); 2014 (4); 2015 (2)

Kickoff Return Yards – 468: 2013 (351); 2014 (84); 2015 (33)

Tackles – 5: 2017 (2); 2018 (3)

Forced Fumbles – 1: 2017 (1)

Milestones:

NFL Debut: vs. NE (9/8/13); **First Start:** vs. NYJ (11/17/13); **First Reception:** vs. NE (9/8/13 – 0-yd. pass from QB EJ Manuel); **First TD Reception:** vs. Cin. (10/13/13 – 40-yd. pass from QB Thad Lewis); **100-yd. Games:** 5, Last at GB (10/15/18 – 126 yds.)

GOODWIN'S CAREER 100-YARD RECEIVING GAMES (5)

Date	Opp	Rec	Yds	Avg	TD	Date	Opp	Rec	Yds	Avg	TD
9/15/16	vs. NYJ	2	112	56.0	1	12/17/17	vs. Ten.	10	114	11.4	0
10/8/17	at Ind.	5	116	23.2	0	10/15/18	at GB	4	126	31.5	2
12/10/17	at Hou.	6	106	17.7	0						

GOODWIN'S CAREER HIGHS

Receptions: Regular Season – 10 vs. Ten. (12/17/17)

Receiving Yards: Regular Season – 126 at GB (10/15/18)

Long Reception: Regular Season – 84t vs. NYJ (9/15/16)

TD Receptions: Regular Season – 2 at GB (10/15/18)

Rushes: Regular Season – 1 (14 times) Last vs. Oak. (11/1/18)

Rushing Yards: Regular Season – 18 vs. NYG (11/12/17)

Long Rush: Regular Season – 18 vs. NYG (11/12/17)

GOODWIN'S TRANSACTIONS

Originally a 3rd-round (78th overall) draft choice by Buf. in 2013...Placed on the Injured Reserve List on 10/20/15...Signed a two-year deal with SF on 3/10/17... Signed a three-year extension through 2021 on 3/8/18... Placed on the Injured Reserve List on 12/10/19.



2018 (SAN FRANCISCO)

- Played in 11 games (8 starts) and registered 23 receipts. for 395 yds. and a career-high 4 TD receipts.
- Registered his first TD receipt. of the season of the season on an 11-yd. pass from QB Jimmy Garoppolo at KC (9/23).
- Registered 4 receipts. for career-highs in both rec. yds. (126) and rec. TDs (2) at GB (10/15). His 67-yd. TD receipt. was his longest receipt. of the season. The performance marks the first time in his career that he registered 2-or-more rec. TDs in a single game and the 5th time he registered 100-or-more rec. yds. in a single game. With 2 TD receipts., became the first member of the 49ers to register 2-or-more rec. TDs in a single game since TE Garrett Celek registered 2 TD receipts. vs. Atl. (11/8/15).
- Saw his lone receipt. at Arz. (10/28) go for a 55-yd. TD from QB C.J. Beathard. His 4 TD receipts. on the year were a new single-season high for his career.

2017 (SAN FRANCISCO)

- Started all 16 games for the 1st time in his career and set career highs in both receipts. (56) and rec. yds. (962). His 17.2 yds./rec. avg. ranked 3rd in the NFL.
- Registered 5 receipts. for a career-high 116 yds. (23.2 avg.) at Ind. (10/8). It also marked his 2nd career 100-yd. game [vs. NYJ (9/15/16) - 112 yds.].
- Hauled in an 83-yd. TD pass from QB C.J. Beathard vs. NYG (11/12). It marked Goodwin's 1st TD receipt. of the season and his longest rec. TD since 9/15/16 vs. NYJ, as a member of the Buffalo Bills. His 83-yd. receipt. was the longest pass play by a member of the 49ers since 10/13/14 at StL (QB Colin Kaepernick to WR Brandon Lloyd - 83-yd. TD). Also had 1 carry on the day for a career-long 18 yds.
- Set a then single-game career-high with 8 receipts. for a game-high 99 rec. yds. at Chi. (12/3).
- Had 6 receipts. for 106 yds. at Hou. (12/10), marking his 3rd career 100-yd. game and 2nd of the season.
- Registered a single-game career-high 10 receipts. for 114 yds. vs. Ten. (12/17). Including his performance the week before at Hou. (12/10 - 6 receipts. for 106 yds.), he recorded over 100 rec. yds. in consecutive games for the 1st time in his career. He became the 1st member of the 49ers with consecutive 100-yd. receiving games since WR Anquan Boldin at NYG (10/11/15 - 107 yds.) & vs. Bal. (10/18/15 - 102 yds.). He is the 1st 49ers player to have 10 receipts. in a game since 9/21/14 [WR Michael Crabtree at Arz. (10 receipts. for 80 yds. and 1 TD)].

2016 (BUFFALO)

- Appeared in 15 games (9 starts) and registered career highs in receipts. (29) and yds. (431) while matching his career high with 3 TDs.
- Registered 2 receipts. for 112 yds. and 1 TD vs. NYJ (9/15), including an 84-yd. TD receipt., the longest home TD receipt. in Bills franchise history.
- Recorded 4 receipts. for 93 yds. and 1 TD at Mia. (10/23), a 64-yd. TD pass from Bills QB Tyrod Taylor.

2015 (BUFFALO)

- Appeared in 2 games and totaled 2 receipts. for 24 yds. before being placed on season-ending Injured Reserve on 10/20.

2014 (BUFFALO)

- Saw action in 10 games and recorded 1 receipt. for 10 yds. Added 4 KORs for 84 yds. on special teams.

2013 (BUFFALO)

- Appeared in 12 games (1 start) and registered 12 receipts. for 283 yds. and 3 TDs. Added 16 KORs for 351 yds. on special teams.
- Recorded 2 receipts. for 51 yds. and 1 TD vs. Cin. (10/13), a 40-yd. TD pass from Bills QB Thad Lewis for his 1st career TD receipt. Added 4 KORs for a career-high 94 yds.
- Hauled in 2 receipts. for 64 yds. and 1 TD vs. KC (11/3).
- Earned his 1st career start vs. NYJ (11/17) and registered a career-high 6 receipts. for 81 yds. and a 43-yd. TD receipt., becoming the 1st member of the Bills to produce 3 TD receipts. of 40-or-more yds. in a season since WR Terrell Owens in 2009.

COLLEGE

Appeared in 50 games (22 starts) during his four-year career at Texas, totaling 2,776 all-purpose yds. As a senior, appeared in 13 games (6 starts) and registered 26 receipts. for 340 yds. and 6 TDs while averaging 62.1 all-purpose yds. per game. Saw action in 12 games (7 starts) in 2011 and caught 33 receipts. for 421 yds. and 2 TDs along with 22 rushing atts. for 220 yds. and added 11 KORs for 247 yds. Appeared in 11 games (7 starts) as a sophomore and totaled 31 receipts. for 324 yds. and 1 TD. As a freshman in 2009, appeared in 14 games (2 starts) and registered 30 receipts. for 279 yds. and 1 TD.

PERSONAL

- Majored in education at the University of Texas.
- Attended Rowlett (TX) HS, where he was a three-year letterman and recorded 132 receipts. for 1,709 yds. and 17 TDs during his career. He earned first-team all-district 10-5A in 2007 and 2008.
- Married to the former Morgan Snow, who also participated in track & field at the University of Texas. She was a 9-time All-American for the Longhorns.
- Born Marquise Derell Goodwin (11/19/90) in Lubbock, TX.

INJURY REPORT

- 2013:** Inactive 4 games [vs. Car. (9/15), at NYJ (9/22), vs. Bal. (9/29) and at Cle. (10/3)] with a hand injury.
- 2014:** Inactive at Hou. (9/28) with a concussion. Inactive two games [vs. Min. (10/19) and at NYJ (10/26) with a hamstring injury. Inactive at Mia. (11/13) with a rib injury. Inactive vs. NYJ (11/24) with an ankle injury.
- 2015:** Inactive 4 games [vs. Ind. (9/13), vs. NE (9/20), at Mia. (9/27) and vs. NYG (10/4)] and placed on the Injured Reserve List on 10/20 with a rib injury.
- 2016:** Inactive vs. NE (10/30) with a concussion.
- 2018:** Inactive 2 games [vs. Det. (9/16) and vs. Arz. (10/7)] with a quadriceps injury. Inactive at LAR (12/30) with a calf injury.
- 2019:** Inactive at NO (12/8) with a knee, foot injury placed on the Injured Reserve List on 12/10 with a knee/foot injury.



GOODWIN'S GAME-BY-GAME

2013 (Buffalo)

Date	Opp	W/L	P/S	Rec	Yds	Avg	Lg	TD
Sep 8	NE	L	1/0	1	0	0.0	0	0
Sep 15	Car	W	—	—	INACTIVE (Hand)	—	—	—
Sep 22	at NYJ	L	—	—	INACTIVE (Hand)	—	—	—
Sep 29	Bal	W	—	—	INACTIVE (Hand)	—	—	—
Oct 3	at Cle	L	—	—	INACTIVE (Hand)	—	—	—
Oct 13	Cin	L	1/0	2	51	25.5	40t	1
Oct 20	at Mia	W	1/0	0	0	—	—	0
Oct 27	at NO	L	1/0	3	56	18.7	26	0
Nov 3	KC	L	1/0	2	64	32.0	59t	1
Nov 10	at Pit	L	1/0	2	9	4.5	7	0
Nov 17	NYJ	W	1/1	6	81	13.5	43t	1
Dec 1	Atl	L	1/0	0	0	—	—	0
Dec 8	at TB	L	1/0	0	0	—	—	0
Dec 15	at Jax	W	1/0	0	0	—	—	0
Dec 22	Mia	W	1/0	0	0	—	—	0
Dec 29	at NE	L	1/0	1	22	22.0	22	0
TOTALS			12/1	17	283	16.6	59t	3

2016 (Buffalo)

Date	Opp	W/L	P/S	Rec	Yds	Avg	Lg	TD
Sep 11	at Bal	L	1/0	0	0	—	—	0
Sep 15	NYJ	L	1/0	2	112	56.0	84t	1
Sep 25	Arz	W	1/0	1	6	6.0	6	0
Oct 2	at NE	W	1/0	1	12	12.0	12	0
Oct 9	at LAR	W	1/0	2	13	6.5	7	1
Oct 16	SF	W	1/0	2	22	11.0	16	0
Oct 23	at Mia	L	1/1	4	93	23.3	67t	1
Oct 30	NE	L	—	—	INACTIVE (Concussion)	—	—	—
Nov 7	at Sea	L	1/1	4	43	10.8	15	0
Nov 20	at Cin	W	1/0	2	15	7.5	10	0
Nov 27	Jax	W	1/1	2	13	6.5	8	0
Dec 4	at Oak	L	1/0	4	35	8.8	12	0
Dec 11	Pit	L	1/1	0	0	—	—	0
Dec 18	Cle	W	1/0	3	43	14.3	23	0
Dec 24	Mia	L	1/0	1	16	16.0	16	0
Jan 1	at NYJ	L	1/0	1	8	8.0	8	0
TOTALS			15/9	29	431	14.9	84t	3

2014 (Buffalo)

Date	Opp	W/L	P/S	Rec	Yds	Avg	Lg	TD
Sep 7	at Chi	W	1/0	0	0	—	—	0
Sep 14	Mia	W	1/0	0	0	—	—	0
Sep 21	SD	L	1/0	0	0	—	—	0
Sep 28	at Hou	L	—	—	INACTIVE (Concussion)	—	—	—
Oct 5	at Det	W	1/0	1	42	42.0	42	0
Oct 12	NE	L	1/0	0	0	—	—	0
Oct 19	Min	W	—	—	INACTIVE (Hamstring)—	—	—	—
Oct 26	at NYJ	W	—	—	INACTIVE (Hamstring)—	—	—	—
Nov 9	KC	L	1/0	0	0	—	—	0
Nov 13	at Mia	L	—	—	INACTIVE (Ribs)	—	—	—
Nov 24	NYJ	W	—	—	INACTIVE (Ankle)	—	—	—
Nov 30	Cle	W	1/0	0	0	—	—	0
Dec 7	at Den	L	1/0	0	0	—	—	0
Dec 14	GB	W	1/0	0	0	—	—	0
Dec 21	at Oak	L	1/0	0	0	—	—	0
Dec 28	at NE	W	—	—	INACTIVE	—	—	—
TOTALS			10/0	1	42	42.0	42	0

2017 (San Francisco)

Date	Opp	W/L	P/S	Rec	Yds	Avg	Lg	TD
Sep 10	Car	L	1/1	3	21	7.0	14	0
Sep 17	at Sea	L	1/1	3	26	8.7	12	0
Sep 21	LAR	L	1/1	2	62	31.0	50	0
Oct 1	at Arz	L	1/1	1	18	18.0	18	0
Oct 8	at Ind	L	1/1	5	116	23.2	51	0
Oct 15	at Was	L	1/1	2	26	13.0	19	0
Oct 22	Dal	L	1/1	4	80	20.0	48	0
Oct 29	at Phi	L	1/1	0	0	—	—	0
Nov 5	Arz	L	1/1	2	68	34.0	55	0
Nov 12	NYG	W	1/1	1	83	83.0	83t	1
Nov 26	Sea	L	1/1	4	78	19.5	34	0
Dec 3	at Chi	W	1/1	8	99	12.4	20	0
Dec 10	at Hou	W	1/1	6	106	17.7	32	0
Dec 17	Ten	W	1/1	10	114	11.4	18	0
Dec 24	Jax	W	1/1	3	37	12.3	24	0
Dec 31	at LAR	W	1/1	2	28	14.0	20	1
TOTALS			16/16	56	962	17.2	83t	2

2015 (Buffalo)

Date	Opp	W/L	P/S	Rec	Yds	Avg	Lg	TD
Sep 13	Ind	W	—	—	INACTIVE (Ribs)	—	—	—
Sep 20	NE	L	—	—	INACTIVE (Ribs)	—	—	—
Sep 27	at Mia	W	—	—	INACTIVE (Ribs)	—	—	—
Oct 4	NYG	L	—	—	INACTIVE (Ribs)	—	—	—
Oct 11	at Ten	W	1/0	2	24	12.0	14	0
Oct 18	Cin	L	1/0	0	0	—	—	0
					PLACED ON INJURED RESERVE (Ribs) ON 10/20			
TOTALS			2/0	2	24	12.0	14	0

2018 (San Francisco)

Date	Opp	W/L	P/S	Rec	Yds	Avg	Lg	TD
Sep 9	at Min	L	1/1	0	0	—	—	0
Sep 16	Det	W	—	—	INACTIVE (Quadricep)	—	—	—
Sep 23	at KC	L	1/1	3	30	10.0	13	1
Sep 30	at LAC	L	1/1	2	24	12.0	20	0
Oct 7	Arz	L	—	—	INACTIVE (Hamstring/Quadricep)	—	—	—
Oct 15	at GB	L	1/1	4	126	31.5	67t	2
Oct 21	LAR	L	1/1	2	24	12.0	17	0
Oct 28	at Arz	L	1/1	1	55	55.0	55t	1
Nov 1	Oak	W	1/1	1	11	11.0	11	0
Nov 12	NYG	L	1/1	4	69	17.3	26	0
Nov 25	at TB	L	—	—	INACTIVE	—	—	—
Dec 2	at Sea	L	—	—	INACTIVE	—	—	—
Dec 9	Den	W	1/0	2	20	10.0	13	0
Dec 16	Sea	W	1/0	1	7	7.0	7	0
Dec 23	Chi	L	1/0	3	29	9.7	17	0
Dec 30	at LAR	L	—	—	INACTIVE (Calf)	—	—	—
TOTALS			11/8	23	395	17.2	67t	4



9

K

ROBBIE GOULD

6-0 | 190 | PENN STATE

12.6.82 | JERSEY SHORE, PA | 15TH YEAR | ACQUIRED FA IN '17

AWARDS & HONORS

- 2005:** NFC Special Teams Player of the Week (Week 9)
- 2006:** NFC Pro Bowl, First-Team All-Pro, NFC Special Teams Player of the Month (October), NFC Special Teams Player of the Week (Week 16)
- 2008:** NFC Special Teams Player of the Month (December)
- 2015:** Chicago Bears Ed Block Courage Award Recipient
- 2017:** Perry/Yonamine Unity Award, NFC Special Teams Player of the Month (December), NFC Special Teams Player of the Week (Week 13 & Week 15)
- 2018:** 49ers Walter Payton NFL Man of the Year Nominee, NFC Special Teams Player of the Month (December), NFC Special Teams Player of the Week (Week 2 & Week 15)
- 2019:** NFC Special Teams Player of the Month (December), NFC Special Teams Player of the Week (Week 16)



GOULD'S GOLDEN NUGGETS

- His last name is pronounced GOLD.
- Named the 49ers representative for the Walter Payton Man of the Year Award in 2018, which recognizes an NFL player for his excellence on and off the field.
- Ranks as the Chicago Bears franchise leader in total scoring (1,207 points), made FGs (276), made FGs of 50-or-more yds. (23) and FG pct. (85.4).
- In ten career postseason games, has converted 15 of 15 FGs and 29 of 29 PATs.
- Started The Goulden Touch Foundation in 2011 to help those in need. An avid golfer, he has hosted charity golf events through his foundation. In June of 2017, the Goulden Touch Foundation held two golfing events that benefiting the Ann & Robert H. Lurie Children's Hospital of Chicago in addition to the raising of funds in Gould's hometown of Lock Haven, PA.

2019 HIGHLIGHTS

- Converted on 23 of 31 FGAs and 41 of 42 PATs for 110 points. Also converted on all 9 FGAs and all 7 PATs during the postseason.
- Connected on all 6 PATs and 2 FG atts. at NO (12/8), including the game-winning 30-yd. FG as time expired.
- Connected on both FGAs and all 4 PATs vs. LAR (12/21), including the game-winning 33-yd. FG as time expired.
- Connected on FGs from 54, 27 and 42 yds. and all 4 PATs vs. GB (1/19/20 - NFC-C). His 54-yd. FG was the longest FG in franchise history and a career postseason long.

LONGEST FGM IN A POSTSEASON GAME, FRANCHISE HISTORY

	Player	Opp.	Round	Yds.
1.	Robbie Gould	vs. GB	NFC-C	54
2.	Phil Dawson	at Car.	NFC-D	49
3.	Wade Richey	vs. GB	NFC-WC	48
4.	Mike Cofer	vs. NYG	NFC-C	47

CAREER HIGHLIGHTS

- Became the 23rd kicker in NFL history to register at least 1,500 points in their career after scoring 14 points vs. Sea. (12/16/18).
- Made 15 FGs in a three-game span [5 for 5 at Chi. (12/3/17); 4 for 4 at Houston (12/10/17); 6 for 6 vs. Ten. (12/17/17)]. According to the Elias Sports Bureau, Gould is the 1st player in NFL history to make 15 FGs in the three-game span.
- In 2017, made 5-or-more FGs in three games [5 for 5 at Arz. (10/1); 5 for 5 at Chi. (12/3); 6 for 6 vs. Ten. (12/17)]. According to the Elias Sports Bureau, he is 1 of 3 players in NFL history to make 5-or-more FGs in three different games in a single season, joining Min. K Rich Karlis [7 for 7 vs. LAN (11/5/89); 5 for 5 vs. Atl. (12/10/89); 5 for 6 vs. Cin. (12/25/89)] and KC K Harrison Butker [5 for 5 at Hou. (10/8/17); 5 for 5 vs. Den. (10/30/17); 5 for 6 vs. Mia. (12/24/17)].
- Ranks 5th in NFL history in FG pct (70.7) on FGAs of 50-or-more yds. (min. 20 FGM).

GOULD'S GAME-BY-GAME

2019

Date	Opp	W/L	Pts	XP-XPA	FG-FGA	Kick-By-Kick
Sep 8	at TB	W	11	2-2	3-4	29, 36, 57N, 47
Sep 15	at Cin	W	11	5-5	2-3	33, 38, 39N
Sep 22	Pit	W	6	3-3	1-1	24
Oct 7	Cle	W	7	4-4	1-4	47N, 52N, 32B, 44
Oct 13	at LAR	W	8	2-2	2-3	55N, 25, 34
Oct 20	at Was	W	9	0-0	3-4	45N, 28, 22, 29
Oct 27	Car	W	9	6-6	1-1	20
Oct 31	at Arz	W	4	4-4	0-0	
Nov 11	Sea	L	-	INACTIVE (Quad)	-	- - -
Nov 17	Arz	W	-	INACTIVE (Quad)	-	- - -
Nov 24	GB	W	-	INACTIVE (Quad)	-	- - -
Dec 1	at Bal	L	5	2-2	1-2	51B, 32
Dec 8	at NO	W	12	6-6	2-2	41, 30
Dec 15	Atl	L	10	1-2	3-3	22, 46, 43
Dec 21	LAR	W	10	4-4	2-2	26, 33
Dec 29	at Sea	W	8	2-2	2-2	47, 30
TOTALS			110	41-42	23-31	Long: 47

2019 Postseason

Date	Opp	W/L	Pts	XP-XPA	FG-FGA	Kick-By-Kick
Jan 11	Min	W	9	3-3	2-2	35, 21
Jan 19	GB	W	13	4-4	3-3	54, 27, 42
Feb 2	at KC	L	8	2-2	2-2	38, 42
TOTALS			30	9-9	7-7	Long: 54

HIGHEST FG PCT. ON FGAs OF 50-OR-MORE YDS., NFL HISTORY (MIN. 20 FGM)

	Player	FGs	FGAs	Pct.
1.	Matt Prater	53	69	76.8
2.	Jeff Wilkins	26	36	72.2
3.	Stephen Gostkowski	25	35	71.4
4.	Justin Tucker	39	55	70.9
5.	Robbie Gould	29	41	70.7



CAREER HIGHLIGHTS (CONTINUED)

- Holds the 49ers franchise record for most consecutive FGM with 33 from 10/29/17 to 10/7/18. Started a new streak on 10/15/18 through 9/8/19 of 25 consecutive FGM.

MOST CONSECUTIVE FGM, 49ERS HISTORY

Name	Range	FGM
Robbie Gould	10/29/17-10/7/18	33
Phil Dawson	10/6/13-12/29/13	27
Robbie Gould	10/15/18-9/8/19	25

- Finished the 2017 season with a career-high 145 points. His 145 points ranks 2nd in franchise history for most points in a season.

MOST POINTS SCORED IN A SINGLE SEASON IN SAN FRANCISCO 49ERS HISTORY

	Name	Year	Points
1.	David Akers	2011	166
2.	Robbie Gould	2017	145
3.	Phil Dawson	2013	140
4.	Jerry Rice	1987	138
5.	Mike Cofer	1989	136

- His 39 made FGs in 2017 ranks t-3rd in NFL history for the most made FGs in a single season.


MOST MADE FIELD GOALS IN A SINGLE SEASON IN NFL HISTORY

	Player	Team	Year	FGs	FGAs	Pct.
1.	David Akers	SF	2011	44	52	84.6
2.	Neil Rackers	Arz.	2005	40	42	95.2
3t.	Robbie Gould	SF	2017	39	41	95.1
	Olindo Mare	Mia.	1999	39	46	84.8
	Jeff Wilkins	StL	2003	39	42	92.9

- Connected on a career-high 6 FGs (38, 48, 28, 50, 48 & 45) vs. Ten. (12/17/17), including the game-winning 45-yd. FG as time expired. His 6 made FGs tied the 49ers franchise record for most made field goals in a single game [K Ray Wersching - 10/16/83 at NO (6 for 6); K Jeff Wilkins - 9/29/96 vs. Atl. (6 for 6)].
- Made at least 1 FG in 24 consecutive games, dating from 12/11/16 to 10/7/18, marking the longest stretch of his career. He previously made a FG in 22 consecutive games from 10/23/05 through 11/26/06.
- Ranks as the Bears franchise leader in scoring (1,207 points), made FGs (276), 50-or-more yd. made FGs (23), consecutive made FGs (26) and FG pct. (85.4 pct.).
- Between 12/18/05 vs. Atl. and 9/22/13 at Pit., Gould converted 275 consecutive PATs, the longest streak in Bears franchise history.
- Set the Bears franchise record with 26 consecutive made FGs across the 2005 and 2006 seasons [12/25/05 - 11/19/06].
- In 2015, set a Bears single-season franchise record with 33 made FGs. He broke the record of 32 made FGs, which he set in 2006.
- Converted a 58-yd. FG vs. Cin. (9/8/13), the longest made FG in Bears franchise history.
- In 2015, established a Chicago single-season franchise record with 7 made FGs of 50-or-more yds. He previously set the record in 2011 with 6 made FGs of 50-or-more yds.
- From 12/20/15 to 10/15/17, Gould made 32 consecutive FGs, the longest streak of consecutive made FGs of his career. His previous longest streak was 26 consecutive made FGs from 11/25/05 to 11/19/06, as a member of the Chicago Bears.
- In 2017, made each of his first 15 FGAs on the season, setting the 49ers franchise record for most made FGs to start a season. The previous record was held by K Wade Richey (13 FGs in 1999).
- Connected on a 40-yd. FG at Ind. (10/8/17), becoming the 31st player in NFL history to make 300 FGs in his career.

GOLDMINE

- The 49ers partnered with CASSY (Counseling and Support Services for Youth) for a mental health awareness event at Monroe Middle School (Campbell, CA) on December 18, 2018. Gould and his teammates joined the 6th, 7th and 8th grade students who were pre-identified as having mental health struggles, and held group discussions centered on managing stress and destigmatizing mental health matters.



- NFL players had the opportunity to participate in the NFL's annual My Cause, My Cleats campaign during Week 14 of the 2019 season. Gould and his teammates represented their respective causes with custom-designed cleats in an effort to raise awareness and funding. Gould represented 49ers Foundation (& 49ers PREP & 49ers EDU), saying, "I play for Bay Area youth to tackle what's possible in the classroom and on the football field."



- The 49ers worked alongside the humanitarian-relief organization Convoy of Hope on December 4, 2018, and hosted 1,500 guests in-need from Bay Area nonprofits and schools at Levi's® Stadium for a free holiday resource fair. Gould and his 49ers teammates distributed groceries, toys, books, shoes and other holiday offerings to the guests. The attendees also received haircuts, utilized health resources and took family portraits or professional headshots. Convoy of Hope is a nonprofit organization that directs children's feeding initiatives, hosts community outreach programs and provides disaster response resources to those in need in the Bay Area and throughout the world."





GOLDMINE (CONTINUED)

- The 49ers hosted a flag football clinic for local first responders and their children at the team facility on October 23, 2018. Gould and his teammates taught the children the fundamentals of the game before hitting the field for drills and games. The 100-plus guests also had the opportunity to try on equipment and participate in a photoshoot.



- In partnership with the One Love Foundation, Gould, his 49ers teammates and their significant others participated in a film-based workshop with local high school students about healthy and unhealthy relationships. The group watched a film together, and thereafter, held group discussions about the implications of the relationship behaviors depicted in the film. The One Love Foundation believes that love is a skill we can work on, and focuses on three main elements to convey their message: content, conversation and community action.



- NFL players had the opportunity to participate in the NFL's annual My Cause, My Cleats campaign during a designated home game between Weeks 13-15 of 2018. Gould and his teammates represented their respective causes with custom-designed cleats in an effort to raise awareness and funding. Ann & Robert H. Lurie Children's Hospital of Chicago provides superior pediatric care in a setting that offers the latest benefits and innovations in medical technology, research and family-friendly design.



- During all Week 13 games in 2017, NFL players had the chance to share the causes that are important to them as part of the NFL's My Cause, My Cleats campaign. "Supporting the Lurie Children's Hospital allows me to help children and families going through difficult times," said Gould. "My message to those battling illness: Tackle your fears and fulfill your dreams!"



- Started The Goulden Touch Foundation in 2011, which has partnered with several key organizations in education, social services, health and wellness, and medical research to help those in need. Annually, The Goulden Touch hosts the Windy City Kicker Golf Classic in Gould's hometown area of Clinton County, PA and has raised over \$285,000 for Clinton County area programs. In 2016, Gould hosted a Celebrity Golf Invitational, which raised over \$940,000 for The Ann & Robert H. Lurie Children's Hospital of Chicago.
- Following 11 seasons with the Chicago Bears, Gould formed a special bond with the city of Chicago. Despite being removed from the city for more than a year, the Chicago Cubs invited him to throw out the ceremonial first pitch and sing the seventh inning stretch in July of 2017.
- In 2012, The Goulden Touch launched its annual event, "Kicking Hunger," which provides meals and raises funds for the Northern Illinois Food Bank. To date, The Goulden Touch has raised over 36,000 meals for their backpack program.





GOULD'S CAREER STATISTICS

YEAR	TEAM	G	XP	XPA	PCT	FG	FGA	PCT	BLK	LG	PTS
2005	CHI	13	19	20	95.0	21	27	77.8	0	45	82
2006	CHI	16	47	47	100.0	32	36	88.9	1	49	143
2007	CHI	16	33	33	100.0	31	36	86.1	2	49	126
2008	CHI	16	41	41	100.0	26	29	89.7	2	48	119
2009	CHI	16	33	33	100.0	24	28	85.7	2	52	105
2010	CHI	16	35	35	100.0	25	30	83.3	1	54	110
2011	CHI	16	37	37	100.0	28	32	87.5	0	57	121
2012	CHI	13	33	33	100.0	21	25	84.0	2	54	96
2013	CHI	16	45	46	97.8	26	29	89.7	0	58	123
2014	CHI	12	28	29	96.6	9	12	75.0	0	45	55
2015	CHI	16	28	29	96.6	33	39	84.6	0	55	127
2016	NYG	10	20	23	87.0	10	10	100.0	0	47	50
2017	SF	16	28	30	93.3	39	41	95.1	1	52	145
2018	SF	16	27	29	93.1	33	34	97.1	0	53	126
2019	SF	13	41	42	97.6	23	31	74.2	2	47	110
TOTALS		221	495	507	97.6	381	439	86.8	13	58	1,638

PLAYOFFS

YEAR	TEAM	G	XP	XPA	PCT	FG	FGA	PCT	BLK	LG	PTS
2005	CHI	1	3	3	100.0	0	0	—	0	—	3
2006	CHI	3	9	9	100.0	6	6	100.0	0	49	27
2010	CHI	2	7	7	100.0	0	0	—	0	—	7
2016	NYG	1	1	1	100.0	2	2	100.0	0	40	7
2019	SF	3	9	9	100.0	7	7	100.0	0	54	30
TOTALS		10	29	29	100.0	15	15	100.0	0	54	74

Additional Statistics:

Punting – 3–81: 2005 (1–28 yds.; 28.0 avg; 9.0 net avg.); 2007 (2–53 yds.; 26.5 avg.; 26.5 net avg.)

Passing – 1–0–0–0–0 TDs: 2007 (1–0–0–0–0 TDs)

Special Teams Tackles: Regular Season – 15: 2005 (2); 2006 (2); 2007 (1); 2008 (2); 2009 (3); 2010 (3); 2013 (1); 2015 (1); **Postseason – 1:** 2010 (1)

Milestones:

NFL Debut: at Cle. (10/9/05); **First FG:** at Cle. (10/9/05); **100th FG Made:** vs. Jax. (12/7/08); **200th FG Made:** vs. Car. (10/28/12); **300th FG Made:** at Ind. (10/8/17); **First PAT:** at Bal. (9/26/99); **100th PAT Made:** at Ind. (9/7/08); **200th PAT Made:** at Min. (12/20/10); **300th PAT Made:** at Was. (10/20/13); **400th PAT Made:** vs. LAR (9/21/17); **500th Career Point:** at Atl. (10/18/09); **1,000th Career Point:** vs. Dal. (12/9/13); **1,500th Career Point:** vs. Sea. (12/16/18); **100–Point Seasons:** 11, Last in 2019 (110); **Highest Single–Game Points Total:** 19 vs. Ten. (12/17/17)



GOULD'S CAREER FIELD GOAL STATISTICS

YEAR	TEAM	1-19	PCT	20-29	PCT	30-39	PCT	40-49	PCT	50+	PCT	TOT
2005	CHI	0/0	—	9/9	100.0	9/10	90.0	3/8	37.5	0/0	—	21/27
2006	CHI	0/0	—	6/6	100.0	14/16	87.5	12/14	85.7	0/0	—	32/36
2007	CHI	0/0	—	7/7	100.0	12/13	92.3	12/14	85.7	0/2	0.0	31/36
2008	CHI	0/0	—	6/6	100.0	12/12	100.0	8/11	72.7	0/0	—	26/29
2009	CHI	0/0	—	9/9	100.0	6/6	100.0	7/10	70.0	2/3	66.7	24/28
2010	CHI	1/1	100.0	9/9	100.0	8/9	88.9	4/7	57.1	3/4	75.0	25/30
2011	CHI	0/0	—	10/10	100.0	6/6	100.0	6/10	60.0	6/6	100.0	28/32
2012	CHI	0/0	—	7/7	100.0	5/7	71.4	7/9	77.8	2/2	100.0	21/25
2013	CHI	0/0	—	11/11	100.0	6/7	85.7	6/7	85.7	3/4	75	26/29
2014	CHI	0/0	—	4/4	100.0	2/3	66.7	3/4	75.0	0/1	0.0	9/12
2015	CHI	1/1	100.0	8/8	100.0	10/12	83.3	7/9	77.8	7/9	77.8	33/39
2016	NYG	0/0	—	3/3	100.0	3/3	100.0	4/4	100.0	0/0	—	10/10
2017	SF	0/0	—	7/8	87.5	11/11	100.0	17/18	94.4	4/4	100.0	39/41
2018	SF	0/0	—	9/9	100.0	13/13	100.0	9/10	90.0	2/2	100.0	33/34
2019	SF	0/0	—	9/9	100.0	8/10	80.0	6/8	75.0	0/4	0.0	23/31
TOTALS		2/2	100.0	114/115	99.1	125/138	90.6	111/143	77.6	29/41	70.7	381/439

PLAYOFFS

YEAR	TEAM	1-19	PCT	20-29	PCT	30-39	PCT	40-49	PCT	50+	PCT	TOT
2005	CHI	0/0	—	0/0	—	0/0	—	0/0	—	0/0	—	0/0
2006	CHI	1/1	100.0	1/1	100.0	0/0	—	4/4	100.0	0/0	—	6/6
2010	CHI	0/0	—	0/0	—	0/0	—	0/0	—	0/0	—	0/0
2016	NYG	0/0	—	1/1	100.0	0/0	—	1/1	100.0	0/0	—	2/2
2019	SF	0/0	—	2/2	100.0	2/2	100.0	2/2	100.0	1/1	100.0	7/7
TOTALS		1/1	100.0	4/4	100.0	2/2	100.0	7/7	100.0	1/1	100.0	15/15

GOULD'S TRANSACTIONS

Originally signed as an undrafted free agent with NE on 4/29/05...Waived by NE on 8/30/05...Signed to Bal. practice squad on 9/7/05...Waived by Bal. on 9/27/05...Signed with Chi. on 10/8/05...Signed a five-year extension with Chi. on 5/12/08...Placed on the Injured Reserve List on 12/11/12...Re-signed with Chi. on a four-year deal on 12/27/13...Released by Chi. on 9/4/16...Signed with NYG on 10/20/16...Signed a two-year deal with SF on 3/10/17...Designated Non-Exclusive Franchise Tag by SF on 2/26/19...Signed a four-year deal with SF on 7/15/19.



2018 (SAN FRANCISCO)

- Kicked in all 16 games and converted 33 of 34 FGAs and 27 of 29 XPAs, while leading the league and setting a franchise record with a 97.1 FG pct.
- Expanding on his streak from the 2017 season, set the franchise record for most consecutive FGM (33) after converting 2 FGs at LAC (9/30). Started a new streak of consecutive FGM after connecting on 3 FGs at GB (10/15), which ended at TB (9/8/19), and is 3rd-most in franchise history

MOST CONSECUTIVE FGM, 49ERS HISTORY

Name	Range	FGM
Robbie Gould	10/29/17-10/7/18	33
Phil Dawson	10/6/13-12/29/13	27
Robbie Gould	10/15/18-9/8/19	25

- With 126 points on the season, has scored 100-or-more points in consecutive seasons (145 points in 2017) for the first time since he accomplished the feat in six straight seasons (2006-11) with the Chicago Bears. He is also the first member of the 49ers to score 100-or-more points in consecutive seasons since 2013-14 [K Phil Dawson - 140 points (2013) and 108 points (2014)].
- Connected on FGs from 36, 42 and 45 yds. vs. Det. (9/16) and earned NFC Special Teams Player of the Week honors.
- Connected all 4 FGAs and 2 PATs vs. Sea. (12/16), including the game-winning, 36-yd. FG in OT. This marked Gould's 6th career game-winning FG in OT and his first since 11/17/13 as a member of the Chicago Bears vs. Bal. Also, was selected as the NFC Special Teams Player of the Week.
- Became the 23rd kicker in NFL history to register at least 1,500 points in their career after recording 14 points vs. Sea. (12/16).

2017 (SAN FRANCISCO)

- Played in all 16 games and connected on 39 of 41 FGAs and 28 of 30 PATs. He set career highs in points (145) and made FGs (39). Also set a then-career-high in FG pct. (95.1 - min. 16 atts.).
- His 39 made FGs ranks 2nd in franchise history for most made FGs in a season (K David Akers - 44 made FGs in 2011).
- Made each of his first 15 FGAs on the season, setting the franchise record for most made FGs to start a season. The previous record was held by K Wade Richey (13 FGs in 1999).
- Connected on FGs from 49, 39, 47, 48 and 23 yds. at Arz. (10/1). It marked his 1st career game with 5 made FGs and he is the 1st 49ers kicker to make 5-or-more FGs in a single game since K Phil Dawson (5-5) vs. KC (10/5/14).
- Made all three FGAs (28, 43 and 40) at Ind. (10/8). His 40-yd. FG marked his 300th made FG in his career.
- In his first game back in Chicago, tied his career high at the time with 5 made FGs [5-5 at Arz. (10/1/17)], including the 24-yd. game-winning FG with 0:04 left in the game at Chi. (12/3). He became the 1st player to make 5 FGs at Soldier Field since 12/28/12 (Car. K Justin Medlock - 5 for 5).
- Made a career-high 6 FGs on the day (38, 48, 28, 50, 48 & 45) vs. Ten. (12/17), including the game-winning 45-yd. FG as time expired. His 6 made FGs tied the franchise record for most made field goals in a single game [K Ray Wersching - 10/16/83 at NO (6 for 6); K Jeff Wilkins - 9/29/96 vs. Atl. (6 for 6)].

2016 (NEW YORK GIANTS)

- Signed with the Giants on 10/20, where he finished the season converting each of his 10 FGAs along with 20 of 23 PATs.
- Connected on all 4 FGAs (35, 35, 29 & 41 yds.) at Phi. (12/22), as well as 1 PAT.

2015 (CHICAGO)

- Made 33 of 39 FGAs (84.6 pct.), including 7 of 9 from 50-or-more yds. in addition to 28 of 29 PATs for a total of 127 pts.
- Broke the Bears franchise single-season record for FGM (33) and FGM of 50-or-more yds. (7).
- Extended his franchise record with his 10th season with 20-or-more FGM.
- With 2 FGM (44 & 30) at KC (10/11), set the record for most pts. in franchise history.

2014 (CHICAGO)

- Appeared in 12 games, making 9 of 12 FGAs (75.0 pct.) and 28 of 29 PATs for 55 pts.
- Converted a 38-yd. FG with 8:41 remaining in OT to give his team a 23-20 win vs. Bal. (11/17).

2013 (CHICAGO)

- Tied his franchise single-season record, making 89.7 pct. of his FGAs (26 of 29) in 16 games played. Added 45 of 46 PATs for a total of 123 pts. scored.
- Connected on 3 of 4 FGAs of 50-or-more yds. vs. Cin. (9/18), including a franchise-record for longest FGM (58 yds.).

2012 (CHICAGO)

- Converted 21 of 25 FGAs (84.0 pct.) and 33 of 33 PATs for a team-leading 96 points in 13 games played.
- Made a game-winning 41-yd. FG as time expired to give his team a 23-22 win vs. Car. (10/28). The FG also marked the 200th FGM of his career.
- Connected on 3 of 3 FGs and 6 of 6 PATs for a season-high 15 points at Ten. (11/4).

2011 (CHICAGO)

- Led Bears in scoring with 121 points for the 7th consecutive season after connecting on 28 of 32 FGAs (87.5 pct.) and 37 of 37 PATs in 16 games played.
- Set a then-franchise record with a 57-yd. FG at Den. (12/11), his longest FG of the season.

2010 (CHICAGO)

- Appeared in all 16 games and connected on 25 of 30 FGAs (83.3 pct.) and 35 of 35 PATs to lead the team in scoring with 110 points.
- Converted a game-winning 19-yd. FG with 3:59 remaining in the 4th Qtr. to give his team a 20-17 win vs. GB (9/27).

2009 (CHICAGO)

- Made 24 of 28 FGAs (85.7 pct.) and all 33 PATs to lead the Bears in scoring with 105 points, his 4th consecutive 100-or-more point season.
- Converted a 44-yd. FG with :15 remaining to give his team a 17-14 win vs. Pit. (9/20).



2008 (CHICAGO)

- Connected on 26 of 29 FGs for a franchise-best 89.7 pct., breaking the record he previously set in 2006.
- Led the Bears in scoring with 119 points, his 3rd consecutive 100-or-more point season.
- Kicked a 35-yd. FG in OT vs. NO (12/11), his 4th career game-winning kick in OT.
- The following week, he became the 4th player in NFL history to make game-winning field goals in OT in consecutive weeks, knocking through a 38-yd. FG in OT vs. GB (12/22).

2007 (CHICAGO)

- Led the Bears and ranked 4th in the NFC in scoring with 126 points, his 2nd consecutive 100-or-more point season. Converted 31 of 36 FGAs (86.1 pct.) and 33 of 33 PATs in 16 games played.
- His 31 FGs tied for the most in the NFC (GB K Mason Crosby - 31 FGs) and ranked tied for 2nd in the NFL (Ten. K Rob Bironas - 35 FGs).
- Connected on 3 of 3 FGAs and 4 of 4 PATs for a season-high 13 points vs. Den. (11/25), including a 39-yd. FG in OT to give his team a 37-34 win.

2006 (CHICAGO)

- Earned his 1st Pro Bowl selection and was First-Team All-Pro after finishing 2nd overall in the NFL in scoring with 143 points. He converted 32 of 36 FGAs (88.9 pct.) and 47 of 47 PATs.
- Tied for NFL lead with 32 FGs (StL K Jeff Wilkins - 32 FGs) and connected on franchise record 24-consecutive field goals to start the season.
- Connected of 4 of 4 FGAs [42, 43, 32 and 41 yds.] and 4 of 4 PATs for a career-high 16 points vs. Buf. (10/8).
- Made a 25-yd. FG with 3:37 remaining in OT to give his team a 34-31 win vs. TB (12/17).
- Converted a 49-yd. FG in OT vs. Sea. (1/14/07 - NFC - D) to give his team a 27-24 win.

2005 (CHICAGO)

- Signed with the Bears on 10/8 and converted 21 of 27 FGAs (71.8 pct.) and 19 of 20 PATs for a total of 82 points, becoming the 1st Bears rookie to lead the team in scoring since Paul Edinger in 2000.
- Appeared in his 1st NFL game at Cle. (10/9) and converted his 1st att. from 44-yds. in the 2nd Qtr.
- Made a 28-yd. FG with :06 remaining in the 4th Qtr. to give his team a 20-17 win at NO (11/6).

COLLEGE

Appeared in 47 games for the Nittany Lions and scored 232 points, connecting on 39 of 61 FGAs and 115 of 121 PATs. Finished his collegiate career ranked 5th on Penn State's all-time scoring list. As a senior, played in 11 games, hitting 7 of 13 FGAs and 22 of 23 PATs for 43 points. In 2003, was named one of two recipients of the Frank Patrick Memorial Total Commitment Award, which is presented annually to a junior who dutifully complete responsibilities in all facets of the football program and do so in an exemplary manner. Appeared in 12 games and scored 49 points, connecting on 9 of 16 FGAs and 22 of 24 PATs. As a sophomore, played in 13 games and hit 17 of 22 FGAs and 42 of 45 PATs for 93 points. In 2001, played in 11 games and scored 47 points, connecting on 6 of 10 FGAs and all 29 PATs.

PERSONAL

- Majored in management at Penn State.
- Attended Central Mountain (Lock Haven, PA) HS, where he won 3 letters each in soccer, football and basketball and another in track.
- Son of Robert and Cheryl Gould, and has one brother, Christopher, who was a punter/placekicker at the University of Virginia and is currently the assistant special teams coach for the Denver Broncos.
- His father, Robert, was a three-time All-American soccer player who led Lock Haven University to a Division II national championship in 1980 and played professionally for the St. Louis Steamers (1980-83).
- Born Robert Paul Gould III (12/6/82) in Jersey Shore, PA.
- He and his wife, Lauren, have three children: Griffin, Gavin and Grayson.

INJURY REPORT

- 2012:** Placed on the Injured Reserve List on 12/11 with a calf injury.
- 2014:** Inactive 4 games [vs. Dal. (12/4), vs. NO (12/15), vs. Det. (12/21) and at Min. (12/28)] with a quad injury.
- 2019:** Inactive 3 games [vs. Sea. (11/11), vs. Arz. (11/17) and vs. GB (11/24)] with a quad injury.



GOULD'S GAME-BY-GAME

2005 (Chicago)

Date	Opp	W/L	Pts	XP-XPA	FG-FGA	Kick-By-Kick
Oct 9	at Cle	L	4	1-1	1-2	44, 48N
Oct 16	Min	W	4	4-4	0-0	
Oct 23	Bal	W	4	1-1	1-2	23, 47N
Oct 30	at Det	W	7	1-1	2-2	38, 20
Nov 6	at NO	W	8	2-2	2-3	35, 47N, 28
Nov 13	SF	W	5	2-2	1-2	39N, 37
Nov 20	Car	W	7	1-1	2-2	33, 39
Nov 27	at TB	W	7	1-1	2-2	25, 36
Dec 4	GB	W	13	1-1	4-5	21, 40, 25, 35, 43N
Dec 11	at Pit	L	3	0-1	1-1	29
Dec 18	Atl	W	10	1-1	3-4	35, 29, 39, 44N
Dec 25	at GB	W	6	3-3	1-1	45
Jan 1	at Min	L	4	1-1	1-1	22
TOTALS			82	19-20	21-27	Long: 45

2005 Postseason (Chicago)

Date	Opp	W/L	Pts	XP-XPA	FG-FGA	Kick-By-Kick
Jan 15	Car	L	3	3-3	0-0	
TOTALS			3	3-3	0-0	

2006 (Chicago)

Date	Opp	W/L	Pts	XP-XPA	FG-FGA	Kick-By-Kick
Sep 10	at GB	W	14	2-2	4-4	40, 39, 28, 30
Sep 17	Det	W	10	4-4	2-2	32, 45
Sep 24	at Min	W	13	1-1	4-4	41, 24, 31, 49
Oct 1	Sea	W	13	4-4	3-3	36, 20, 41
Oct 8	Buf	W	16	4-4	4-4	42, 43, 32, 41
Oct 16	at Arz	W	6	3-3	1-1	23
Oct 29	SF	W	11	5-5	2-2	43, 36
Nov 5	Mia	L	7	1-1	2-2	38, 38
Nov 12	at NYG	W	8	5-5	1-1	49
Nov 19	at NYJ	W	4	1-1	1-1	20
Nov 26	at NE	L	7	1-1	2-3	45N, 46, 32
Dec 3	Min	W	3	3-3	0-0	
Dec 11	at StL	W	6	6-6	0-2	36N, 49N
Dec 17	TB	W	10	4-4	2-3	38, 37N, 25
Dec 24	at Det	W	14	2-2	4-4	36, 36, 39, 44
Dec 31	GB	L	1	1-1	0-0	
TOTALS			143	47-47	32-36	Long: 49

2006 Postseason (Chicago)

Date	Opp	W/L	Pts	XP-XPA	FG-FGA	Kick-By-Kick
Jan 14	Sea	W	9	3-3	2-2	41, 49
Jan 21	NO	W	13	4-4	3-3	19, 43, 24
Feb 4	Ind	L	5	2-2	1-1	44
TOTALS			27	9-9	6-6	Long: 49

2007 (Chicago)

Date	Opp	W/L	Pts	XP-XPA	FG-FGA	Kick-By-Kick
Sep 9	at SD	L	3	0-0	1-1	27
Sep 16	KC	W	8	2-2	2-2	47, 38
Sep 23	Dal	L	4	1-1	1-1	20
Sep 30	at Det	L	9	3-3	2-3	52N, 49, 41
Oct 7	at GB	W	9	3-3	2-2	44, 36
Oct 14	Min	L	7	4-4	1-1	32
Oct 21	at Phi	W	13	1-1	4-5	39N, 31, 22, 41, 45
Oct 28	Det	L	1	1-1	0-1	40N
Nov 11	at Oak	W	5	2-2	1-2	32, 53N
Nov 18	at Sea	L	11	2-2	3-3	31, 47, 48
Nov 25	Den	W	13	4-4	3-3	24, 44, 39
Dec 2	NYG	L	10	1-1	3-3	35, 46, 41
Dec 6	at Was	L	10	1-1	3-4	48N, 30, 22, 21
Dec 17	at Min	L	7	1-1	2-2	29, 47
Dec 23	GB	W	9	3-3	2-2	31, 35
Dec 30	NO	W	7	4-4	1-1	39
TOTALS			126	33-33	31-36	Long: 49

2008 (Chicago)

Date	Opp	W/L	Pts	XP-XPA	FG-FGA	Kick-By-Kick
Sep 7	at Ind	W	9	3-3	2-2	41, 25
Sep 14	at Car	L	5	2-2	1-1	27
Sep 21	TB	L	10	1-1	3-4	40, 43, 28, 49N
Sep 28	Phi	W	6	3-3	1-1	41
Oct 5	at Det	W	10	4-4	2-2	37, 45
Oct 12	at Atl	L	8	2-2	2-2	36, 32
Oct 19	Min	W	12	6-6	2-3	26, 42N, 48
Nov 2	Det	W	9	3-3	2-2	36, 41
Nov 9	Ten	L	2	2-2	0-1	48N
Nov 16	at GB	L	3	0-0	1-1	35
Nov 23	at StL	W	9	3-3	2-2	43, 38
Nov 30	at Min	L	2	2-2	0-0	
Dec 7	Jax	W	11	2-2	3-3	22, 36, 35
Dec 11	NO	W	9	3-3	2-2	28, 35
Dec 22	GB	W	8	2-2	2-2	31, 38
Dec 28	at Hou	L	6	3-3	1-1	37
TOTALS			119	41-41	26-29	Long: 48

2009 (Chicago)

Date	Opp	W/L	Pts	XP-XPA	FG-FGA	Kick-By-Kick
Sep 13	at GB	L	7	1-1	2-2	47, 21
Sep 20	Pit	W	5	2-2	1-1	44
Sep 27	at Sea	W	5	2-2	1-2	53N, 37
Oct 4	Det	W	12	6-6	2-2	52, 22
Oct 18	at Atl	L	2	2-2	0-0	
Oct 25	at Cin	L	4	1-1	1-1	22
Nov 1	Cle	W	12	3-3	3-3	37, 29, 32
Nov 8	Arz	L	3	3-3	0-1	48N
Nov 12	at SF	L	6	0-0	2-2	50, 38
Nov 22	Phi	L	12	0-0	4-5	45, 28, 28, 49, 48N
Nov 29	at Min	L	4	1-1	1-1	38
Dec 6	StL	W	5	2-2	1-1	27
Dec 13	GB	L	2	2-2	0-0	
Dec 20	at Bal	L	1	1-1	0-0	
Dec 28	Min	W	12	3-3	3-4	22, 42, 41, 45N
Jan 3	at Det	W	13	4-4	3-3	44, 28, 34
TOTALS			105	33-33	24-28	Long: 52

2010 (Chicago)

Date	Opp	W/L	Pts	XP-XPA	FG-FGA	Kick-By-Kick
Sep 12	Det	W	7	1-1	2-2	20, 31
Sep 19	at Dal	W	9	3-3	2-2	38, 40
Sep 27	GB	W	8	2-2	2-3	49N, 25, 19
Oct 3	at NYG	L	3	0-0	1-1	40
Oct 10	at Car	W	11	2-2	3-3	28, 53, 43
Oct 17	Sea	L	8	2-2	2-3	34, 24, 54N
Oct 24	Was	L	2	2-2	0-0	
Nov 7	at Buf	W	2	2-2	0-1	42N
Nov 14	Min	W	9	3-3	2-3	43N, 34, 37
Nov 18	at Mia	W	10	1-1	3-3	47, 24, 50
Nov 28	Phi	W	7	4-4	1-1	23
Dec 5	at Det	W	6	3-3	1-1	54
Dec 12	NE	L	1	1-1	0-0	
Dec 20	at Min	W	16	4-4	4-4	29, 23, 34, 20
Dec 26	NYJ	W	8	5-5	1-2	37, 35N
Jan 2	at GB	L	3	0-0	1-1	30
TOTALS			110	35-35	25-30	Long: 54

2010 Postseason (Chicago)

Date	Opp	W/L	Pts	XP-XPA	FG-FGA	Kick-By-Kick
Jan 16	Sea	W	5	5-5	0-0	
Jan 23	GB	L	2	2-2	0-0	
TOTALS			7	7-7	0-0	



GOULD'S GAME-BY-GAME

2011 (Chicago)

Date	Opp	W/L	Pts	XP-XPA	FG-FGA	Kick-By-Kick
Sep 11	Atl	W	12	3-3	3-3	41, 23, 26
Sep 18	at NO	L	7	1-1	2-2	42, 38
Sep 25	GB	L	5	2-2	1-1	25
Oct 2	Car	W	10	4-4	2-2	20, 24
Oct 10	at Det	L	7	1-1	2-2	44, 49
Oct 16	Min	W	13	4-4	3-3	51, 26, 22
Oct 23	at TB	W	6	3-3	1-2	41N, 25
Nov 7	at Phi	W	12	3-3	3-3	51, 38, 22
Nov 13	Det	W	13	4-4	3-4	43, 35, 43N, 50
Nov 20	SD	W	7	4-4	1-1	42
Nov 27	at Oak	L	8	2-2	2-2	50, 53
Dec 4	KC	L	3	0-0	1-2	32, 41N
Dec 11	at Den	L	4	1-1	1-1	57
Dec 18	Sea	L	2	2-2	0-0	
Dec 25	at GB	L	7	1-1	2-3	49N, 35, 30
Jan 1	at Min	W	5	2-2	1-1	27
TOTALS			121	37-37	28-32	Long: 57

2012 (Chicago)

Date	Opp	W/L	Pts	XP-XPA	FG-FGA	Kick-By-Kick
Sep 9	Ind	W	11	5-5	2-2	35, 26
Sep 13	at GB	L	4	1-1	1-1	45
Sep 23	StL	W	11	2-2	3-3	54, 22, 37
Oct 1	at Dal	W	10	4-4	2-2	43, 21
Oct 7	at Jax	W	11	5-5	2-2	32, 31
Oct 22	Det	W	7	1-1	2-3	39, 47N, 21
Oct 28	Car	W	5	2-2	1-2	33N, 41
Nov 4	at Ten	W	15	6-6	3-3	40, 25, 22
Nov 11	Hou	L	6	0-0	2-3	51, 24, 48N
Nov 19	at SF	L	1	1-1	0-0	
Nov 25	Min	W	8	2-2	2-3	47, 39N, 46
Dec 2	Sea	L	5	2-2	1-1	46
Dec 9	at Min	L	2	2-2	0-0	
PLACED ON INJURED RESERVE (Calf) ON 12/11						
TOTALS			96	33-33	21-25	Long: 54

2013 (Chicago)

Date	Opp	W/L	Pts	XP-XPA	FG-FGA	Kick-By-Kick
Sep 8	Cin	W	6	3-3	1-1	58
Sep 15	Min	W	7	4-4	1-1	20
Sep 22	at Pit	W	10	4-5	2-2	47, 32
Dec 29	at Det	L	10	1-1	3-3	34, 28, 25
Oct 6	NO	L	4	1-1	1-1	27
Oct 10	NYG	W	9	3-3	2-2	40, 52
Oct 20	at Was	L	11	5-5	2-3	37, 34N, 49
Nov 4	at GB	W	9	3-3	2-2	24, 27
Nov 10	Det	L	7	1-1	2-2	25, 32
Nov 17	Bal	W	11	2-2	3-3	20, 46, 38
Nov 24	at StL	L	3	3-3	0-0	
Dec 1	at Min	L	8	2-2	2-4	30, 40, 66N, 47N
Dec 9	Dal	W	13	4-4	3-3	27, 34, 23
Dec 15	at Cle	W	8	5-5	1-1	23
Dec 22	at Phi	L	3	0-0	1-1	50
Dec 29	GB	L	4	4-4	0-0	
TOTALS			123	45-46	26-29	Long: 58

2014 (Chicago)

Date	Opp	W/L	Pts	XP-XPA	FG-FGA	Kick-By-Kick
Sep 7	Buf	L	8	2-2	2-2	41, 37
Sep 14	at SF	W	4	4-4	0-0	
Sep 22	at NYJ	W	9	3-3	2-2	24, 45
Sep 28	GB	L	5	2-2	1-1	23
Oct 5	at Car	L	6	3-3	1-2	35N, 45
Oct 12	at Atl	W	7	1-2	2-2	25, 28
Oct 19	Mia	L	2	2-2	0-0	
Oct 26	at NE	L	1	1-1	0-0	
Nov 9	at GB	L	2	2-2	0-0	
Nov 16	Min	W	3	3-3	0-1	47N
Nov 23	TB	W	3	3-3	0-1	54N
Nov 27	at Det	L	5	2-2	1-1	35
Dec 4	Dal	L	-	INACTIVE (Quad)	-	-
Dec 15	NO	L	-	INACTIVE (Quad)	-	-
Dec 21	Det	L	-	INACTIVE (Quad)	-	-
Dec 28	at Min	L	-	INACTIVE (Quad)	-	-
TOTALS			55	28-29	9-12	Long: 45

2015 (Chicago)

Date	Opp	W/L	Pts	XP-XPA	FG-FGA	Kick-By-Kick
Sep 13	GB	L	11	2-2	3-3	28, 50, 44
Sep 20	Arz	L	11	2-2	3-3	40, 23, 51
Sep 27	at Sea	L	0	0-0	0-0	
Oct 4	Oak	W	10	1-2	3-3	19, 54, 49
Oct 11	at KC	W	6	0-0	2-2	44, 30
Oct 18	at Det	L	14	2-2	4-4	27, 23, 38, 29
Nov 1	Min	L	8	2-2	2-3	55, 33, 51N
Nov 9	at SD	W	2	2-2	0-2	47N, 34N
Nov 15	at StL	W	13	4-4	3-3	35, 37, 36
Nov 22	Den	L	9	0-0	3-3	46, 37, 37
Nov 26	at GB	W	5	2-2	1-1	21
Dec 6	SF	L	8	2-2	2-4	40, 51, 40N, 36N
Dec 13	Was	L	3	3-3	0-1	50N
Dec 20	at Min	L	5	2-2	1-1	51
Dec 27	at TB	W	14	2-2	4-4	26, 27, 50, 39
Jan 3	Det	L	8	2-2	2-2	49, 34
TOTALS			127	28-29	33-39	Long: 55

2016 (New York Giants)

Date	Opp	W/L	Pts	XP-XPA	FG-FGA	Kick-By-Kick
Oct 23	at LAR	W	5	2-2	1-1	29
Nov 6	Phi	W	4	4-4	0-0	
Nov 14	Cin	W	3	3-3	0-0	
Nov 20	Chi	W	4	1-3	1-1	46
Nov 27	at Cle	W	3	3-4	0-0	
Dec 4	at Pit	L	2	2-2	0-0	
Dec 11	Dal	W	4	1-1	1-1	39
Dec 18	Det	W	5	2-2	1-1	47
Dec 22	at Phi	L	13	1-1	4-4	35, 35, 29, 41
Jan 1	at Was	W	7	1-1	2-2	22, 40
TOTALS			50	20-23	10-10	Long: 47

2016 Postseason (New York Giants)

Date	Opp	W/L	Pts	XP-XPA	FG-FGA	Kick-By-Kick
Jan 8	at GB	L	7	1-1	2-2	26, 40
TOTALS			7	1-1	2-2	Long: 40




GOULD'S GAME-BY-GAME

2017 (San Francisco)

Date	Opp	W/L	Pts	XP-XPA	FG-FGA	Kick-By-Kick
Sep 10	Car	L	3	0-0	1-1	44
Sep 17	at Sea	L	9	0-0	3-3	40, 37, 34
Sep 21	LAR	L	9	3-4	2-2	36, 48
Oct 1	at Arz	L	15	0-0	5-5	49, 39, 47, 48, 23
Oct 8	at Ind	L	11	2-2	3-3	28, 43, 40
Oct 15	at Was	L	6	3-3	1-2	52, 47N
Oct 22	Dal	L	4	1-1	1-1	42
Oct 29	at Phi	L	4	1-1	1-2	27B, 50
Nov 5	Arz	L	4	1-1	1-1	42
Nov 12	NYG	W	7	4-4	1-1	43
Nov 26	Sea	L	8	1-1	2-2	38, 42
Dec 3	at Chi	W	15	0-0	5-5	33, 28, 35, 34, 24
Dec 10	at Hou.	W	14	2-2	4-4	52, 35, 25, 41
Dec 17	Ten.	W	19	1-1	6-6	38, 48, 28, 50, 48, 45
Dec 24	Jax	W	8	5-6	1-1	27
Dec 31	at LAR	W	10	4-4	2-2	33, 48
TOTALS			145	28-30	39-41	Long: 52

2018 (San Francisco)

Date	Opp	W/L	Pts	XP-XPA	FG-FGA	Kick-By-Kick
Sep 9	at Min	L	10	1-1	3-3	22, 33, 42
Sep 16	Det	W	12	3-3	3-3	36, 42, 45
Sep 23	at KC	L	7	1-2	2-2	35, 39
Sep 30	at LAC	L	9	3-3	2-2	21, 33
Oct 7	Arz	L	0	0-0	0-1	45N
Oct 15	at GB	L	12	3-3	3-3	46, 44, 43
Oct 21	LAR	L	4	1-1	1-1	51
Oct 28	at Arz	L	7	1-1	2-2	20, 27
Nov 1	Oak	W	10	4-4	2-2	25, 39
Nov 12	NYG	L	11	2-2	3-3	30, 36, 53
Nov 25	at TB	L	3	0-1	1-1	23
Dec 2	at Sea	L	4	1-1	1-1	45
Dec 9	Den	W	8	2-2	2-2	29, 40
Dec 16	Sea	W	14	2-2	4-4	28, 33, 36, 45
Dec 23	Chi	L	9	0-0	3-3	23, 30, 33
Dec 30	at LAR	L	6	3-3	1-1	30
TOTALS			126	27-29	33-34	Long: 53



57

LB

DRE GREENLAW

6-0 | 230 | ARKANSAS

5.25.97 | FAYETTEVILLE, AR | ROOKIE | ACQUIRED D-5 IN '19

AWARDS & HONORS

2019: PFWA All-Rookie Team, Thomas Herrion Memorial Award

2019 HIGHLIGHTS

- Played in all 16 games (10 starts) and registered 87 tackles, 1.0 sack and 1 INT as a rookie. Also started all 3 postseason games and tallied 14 tackles and 1 FF.
- Sacked Cardinals QB Kyler Murray for a 19-yd. loss at Arz. (10/31), marking his 1st career sack.
- Intercepted Seahawks QB Russell Wilson in OT vs. Sea. (11/11) and returned it 47 yds., marking the first INT of his career. He also added 8 tackles and 1 PD.
- Tallied a then career-high 10 tackles vs. Arz. (11/17).
- Recorded a career-high 13 tackles vs. LAR (12/21).
- With 0:12 seconds left in the game at Sea. (12/29) and the Seahawks facing 4th-and-goal from the 5-yd. line, QB Russell Wilson completed a pass to TE Jacob Hollister. He tackled Hollister at the 1-yd. line to seal the victory for the 49ers. Also finished the game with a team-high 13 tackles and 1 TFL.
- Helped the 49ers defense hold the Vikings to 147 total net yds. (21 rushing and 126 passing) vs. Min. (1/11/20 - NFC-D). The 147 total net yds. allowed are the fewest allowed in a postseason game in franchise history. It also marked the fewest total net yds. allowed in an NFL postseason game since 1/3/15 [Carolina held Arz. to 78 total net yds. (27 rushing and 51 passing)]. The 21 rushing yds. allowed by the 49ers defense is the fewest allowed in a postseason game in franchise history.

GOLDMINE

- Since he was eight years old, Greenlaw had been living in group homes and shelters across Arkansas. Six years later, he met Brian Early, who was the defensive coach at Fayetteville High, while Greenlaw was getting treatment for an injury he suffered in football practice. After learning about Dre's situation, Brian and his wife, Nanci, began spending more time with him, and soon he became like a son. When they were informed that his group home was going to be shut down, they invited Dre to live with them and their two daughters, AJ and Camryn. The family later made his adoption official shortly after Greenlaw turned 21. "Even though it wasn't legal until July, he's always been my son," said Brian. "He's felt the same way. We're Mom and Dad to him. It's a pretty special relationship."



GREENLAW'S GOLDEN NUGGETS

- In 2019, named the recipient of the 49ers Thomas Herrion Memorial Award, which was established in 2005 by 49ers owners Denise and John York and is presented to a rookie or first-year player who best represents the dream of Thomas Herrion. The recipient has taken advantage of every opportunity, turned it into a positive situation and made their dream turn into a reality. The award is voted on by the coaches.
- During the 2019 offseason, Greenlaw spoke to a crowd of nearly 30 Santa Clara foster youth who were honored at Levi's Stadium for graduating from High School, obtaining a GED, earning a Vocational Program Certificate, Associate Degree, Bachelor and/or a Master Degree in the 2018-2019 academic year. A former foster child, Greenlaw addressed the crowd saying, "I can survive anything. Once you get that mindset, which I know you guys have. it's just the beginning."
- Was named team captain in 2018 at Arkansas after week four of the season.
- Participated in track & field at Fayetteville (AR) HS, in addition to football.

GREENLAW'S GAME-BY-GAME

2019

Date	Opp	W/L	P/S	Tot	Sol	Ast	Sk	Yds	Int	Yds	PD	FF	FR	Yds
Sep 8	at TB	W	1/1	4	3	1	0.0	0.0	0	0	0	0	0	0
Sep 15	at Cin	W	1/0	3	1	2	0.0	0.0	0	0	0	0	0	0
Sep 22	Pit	W	1/0	1	0	1	0.0	0.0	0	0	0	0	0	0
Oct 7	Cle	W	1/0	0	0	0	0.0	0.0	0	0	0	0	0	0
Oct 13	at LAR	W	1/0	0	0	0	0.0	0.0	0	0	0	0	0	0
Oct 20	at Was	W	1/0	1	0	1	0.0	0.0	0	0	0	0	0	0
Oct 27	Car	W	1/0	2	2	0	0.0	0.0	0	0	0	0	0	0
Oct 31	at Arz	W	1/1	3	3	0	1.0	19.0	0	0	0	0	0	0
Nov 11	Sea	L	1/1	8	3	5	0.0	0.0	1	47	1	0	0	0
Nov 17	Arz	W	1/1	10	8	2	0.0	0.0	0	0	0	0	0	0
Nov 24	GB	W	1/1	8	6	2	0.0	0.0	0	0	0	0	0	0
Dec 1	at Bal	L	1/1	8	6	2	0.0	0.0	0	0	0	0	0	0
Dec 8	at NO	W	1/1	7	6	1	0.0	0.0	0	0	1	0	0	0
Dec 15	Atl	L	1/1	6	4	2	0.0	0.0	0	0	0	0	0	0
Dec 21	LAR	W	1/1	13	9	4	0.0	0.0	0	0	0	0	0	0
Dec 29	at Sea	W	1/1	13	11	2	0.0	0.0	0	0	0	0	0	0
TOTALS				16/10	87	62	25	1.0 19.0	1	47	2	0	0	0

2019 Postseason

Date	Opp	W/L	P/S	Tot	Sol	Ast	Sk	Yds	Int	Yds	PD	FF	FR	Yds
Jan 11	Min	W	1/1	4	3	1	0.0	0.0	0	0	0	1	0	0
Jan 19	GB	W	1/1	6	5	1	0.0	0.0	0	0	0	0	0	0
Feb 2	at KC	L	1/1	4	2	2	0.0	0.0	0	0	0	0	0	0
TOTALS				3/3	14	10	4	0.0 0.0	0	0	0	1	0	0



GOLDMINE (CONTINUED)

- During the 2019 offseason, members of the 49ers took part in the Second Annual Picnic on the Field, located on the Levi's Stadium field. Greenlaw and his teammates spent the day taking pictures with fans, who enjoyed music, food and games in support of the 49ers Foundation. The foundation, in conjunction with NFL Huddle for 100, partnered with Amazon to fill 1,000 backpacks full of school supplies. Fans and players joined together to assemble the packs, which were distributed throughout the community to children in need.



- NFL players had the opportunity to participate in the NFL's annual My Cause, My Cleats campaign during Week 14 of the 2019 season. Greenlaw and his teammates represented their respective causes with custom-designed cleats in an effort to raise awareness and funding. Greenlaw represented the Bill Wilson Center and said, "I play for foster youth like me."



GOLDMINE (CONTINUED)

- Took part in the 49ers Annual Community Day, helping pack more than 31,000 nutritious meals in collaboration with Feeding Children Anywhere. The meals, along with groceries and backpacks, were distributed to those most in need in East San Jose.
- Prior to Week 2's matchup in Cincinnati during the 2019 season, the 49ers spent time in Youngstown, Ohio, where they participated in the Community Blitz. Greenlaw and some of his teammates joined the students at Williamson Elementary School to talk about inclusion and anti-bullying. They players spoke at an assembly before helping the kids write compliment cards and discuss how to be kind to one another.



GREENLAW'S CAREER STATISTICS

2019 San Francisco 49ers																		
YEAR	TEAM	GP	GS	TACKLES					YDS	INTERCEPTIONS					PD	FUMBLES		
				TOT	SOL	AST	SACKS			INT	YDS	LG	TD	FF		FR	YDS	
2019	SF	16	10	87	62	25	1.0	19.0		1	47	47	0	2	0	0	0	
TOTALS		16	10	87	62	25	1.0	19.0		1	47	47	0	2	0	0	0	

PLAYOFFS

YEAR	TEAM	GP	GS	TACKLES					YDS	INT	INTERCEPTIONS				PD	FUMBLES		
				TOT	SOL	AST	SACKS	YDS			YDS	LG	TD	FF		FR	YDS	
2019	SF	3	3	14	10	4	0.0	0.0	0	0	—	0	0	0	1	0	0	
TOTALS		3	3	14	10	4	0.0	0.0	0	0	—	0	0	0	1	0	0	

Additional Statistics:

Special Teams Tackles – 5: 2019 (5)

Milestones:

NFL Debut: at TB (9/8/19); **First Start:** at TB (9/8/19); **First Sack:** at Arz. (10/31/19 – QB Kyler Murray); **First INT:** vs. Sea. (11/11/19 – QB Russell Wilson); **First FF:** Postseason – vs. Min. (1/11/20 – RB Dalvin Cook)

GREENLAW'S CAREER HIGHS

Total Tackles: Regular Season – 13 (2 times) Last at Sea. (12/29/19); Postseason – 6 vs. GB (1/19/20)

Solo: Regular Season – 11 at Sea. (12/29/19); Postseason – 5 vs. GB (1/19/20)

Assists: Regular Season – 5 vs. Sea. (11/11/19); Postseason – 2 at KC (2/2/20)

Sacks: Regular Season – 1.0 at Arz. (10/31/19)

Interceptions: Regular Season – 1 vs. Sea. (11/11/19)

Interception Yards: Regular Season – 47 vs. Sea. (11/11/19)

Long Interception Return: Regular Season – 47 vs. Sea. (11/11/19)

Passes Defensed: Regular Season – 1 vs. Sea. (11/11/19)

Forced Fumbles: Postseason – 1 vs. Min. (1/11/20)

GREENLAW'S TRANSACTIONS

Originally a 5th-round (148th overall) draft choice by SF in 2019.



COLLEGE

Appeared in 42 games (39 starts) in his four-year career (2015-18) at Arkansas, recording 299 tackles, 13 TFLs, 4.0 sacks, 3 INTs, 3 FFs and 3 FRs. As a senior in 2018, appeared in 10 games (9 starts) and finished with 80 tackles, 6.5 TFLs, 2.0 sacks, 2 INTs, 1 FF and 1 FR. Started all 12 games in which he appeared as a junior in 2017, registering 84 tackles, 1.5 TFLs and 1.0 sack. Made 7 starts as a sophomore in 2016 and notched 42 tackles, 2 FRs, 1.5 TFLs and 1 INT. In 2015, named SEC All-Freshman, as voted on by coaches after registering 93 tackles, 3.5 TFLs, 2 FFs and 1.0 sack in 13 games played (11 starts).

PERSONAL

- Attended Fayetteville (AR) HS where he totaled 119 tackles, 4.0 TFLs, 10 PDs, 4 INTs, and 2 FRs in addition to 11 receipts. for 240 yds. (21.8 avg.) and 3 TDs on offense as a senior in 2014.
- Helped Fayetteville reach the Arkansas Class 7A state championship game in 2014.
- Majored in recreation and sport management at Arkansas.
- Son of Brian and Nanci Early.
- Born Dre Greenlaw (5/25/97) in Fayetteville, AR.



36

S

MARCELL HARRIS

6-0 | 215 | FLORIDA

6.9.94 | ORLANDO, FL | 2ND YEAR | ACQUIRED D-6 IN '18

2019 HIGHLIGHTS

- Played in 13 games (4 starts) and registered single-season career-highs in tackles (34), PDs (5), FFs (2) and FRs (1). Also appeared in all 3 postseason games.
- Forced a Browns WR Odell Beckham Jr. fumble on a punt return vs. Cle. (10/7), marking his first special teams FF.
- Forced and recovered a Ravens QB Lamar Jackson fumble at Bal. (12/1), marking the first FF and FR of his career.
- Registered 1 FF at NO (12/8), marking his 2nd FF of the season.

GOLDMINE

- The 49ers hosted the third annual Crucial Catch Fashion Show presented by Dignity Health on October 2nd, 2019, featuring cancer warriors representing all cancers as they modeled apparel donated by Levi's. Harris and his teammates were paired with each of the warriors to share their stories of strength and courage with the audience and walk the runway.
- Prior to Week 2's matchup in Cincinnati during the 2019 season, the 49ers spent time in Youngstown, Ohio, where they participated in the Community Blitz. Harris and some of his teammates joined the students at Williamson Elementary School to talk about inclusion and anti-bullying. They players spoke at an assembly before helping the kids write compliment cards and discuss how to be kind to one another.
- Harris and his teammates surprised guests of the CityTeam Men's Program and House of Grace in November of 2018, at Levi's Stadium. The group believed they were just taking a tour of the stadium, but they were in fact joining the 49ers players for a night full of exciting events. The guests received a makeover and haircut, selected a new outfit from Dockers, snapped a new headshot and then shared a Thanksgiving dinner with the 49ers players.



HARRIS' GOLDEN NUGGETS

- Followed in his father's football career path, as Mike Harris played defensive back at the University of Florida for four years (1994-97).
- In high school, Harris participated in Nike Football's "The Opening" series, which according to Nike is "the only national camp that offers athletes state-of-the-art education in both Nike Football Training and position-specific football from respected position coaches, while improving each player who attends, and does all of this free of cost to attendees."
- Harris grew up with former Gator teammates CB Duke Dawson, who was drafted in 2nd round of the 2018 NFL Draft by the New England Patriots, and S Keanu Neal, who was drafted in the first round of the 2016 NFL Draft by the Atlanta Falcons. All three played on the 7-on-7 team, the Rat Pak, that was coached by 8-year NFL veteran Keiwan Ratliff.

HARRIS' GAME-BY-GAME

2019

Date	Opp	W/L	P/S	Tot	Sol	Ast	Sk	Yds	Int	Yds	PD	FF	FR	Yds
SIGNED TO SF PRACTICE SQUAD ON 9/1														
Sep 8	at TB	W	—											
Sep 15	at Cin	W	—											
Sep 22	Pit	W	—											
PROMOTED TO SF ACTIVE ROSTER ON 10/2														
Oct 7	Cle	W	1/0	0	0	0	0.0	0.0	0	0	0	0	0	0
Oct 13	at LAR	W	1/0	0	0	0	0.0	0.0	0	0	0	0	0	0
Oct 20	at Was	W	1/0	0	0	0	0.0	0.0	0	0	0	0	0	0
Oct 27	Car	W	1/0	0	0	0	0.0	0.0	0	0	0	0	0	0
Oct 31	at Arz	W	1/0	0	0	0	0.0	0.0	0	0	0	0	0	0
Nov 11	Sea	L	1/0	0	0	0	0.0	0.0	0	0	0	0	0	0
Nov 17	Arz	W	1/0	0	0	0	0.0	0.0	0	0	0	0	0	0
Nov 24	GB	W	1/0	2	1	1	0.0	0.0	0	0	0	0	0	0
Dec 1	at Bal	L	1/0	4	1	3	0.0	0.0	0	0	0	1	1	3
Dec 8	at NO	W	1/1	6	2	4	0.0	0.0	0	0	1	1	0	0
Dec 15	Atl	L	1/1	6	4	2	0.0	0.0	0	0	3	0	0	0
Dec 21	LAR	W	1/1	7	4	3	0.0	0.0	0	0	0	0	0	0
Dec 29	at Sea	W	1/1	9	6	3	0.0	0.0	0	0	1	0	0	0
TOTALS			13/4	34	18	16	0.0	0.0	0	0	5	2	1	3

2019 Postseason

Date	Opp	W/L	P/S	Tot	Sol	Ast	Sk	Yds	Int	Yds	PD	FF	FR	Yds
Jan 11	Min	W	1/0	0	0	0	0.0	0.0	0	0	0	0	0	0
Jan 19	GB	W	1/0	0	0	0	0.0	0.0	0	0	0	0	0	0
Feb 2	at KC	L	1/0	0	0	0	0.0	0.0	0	0	0	0	0	0
TOTALS			3/0	0	0	0	0.0	0.0	0	0	0	0	0	0



GOLDMINE (CONTINUED)

- Harris and his fellow rookies participated in the annual 49ers Mentorship Academy on September 18, 2018. The Mentorship Academy, partnering with USA Football, is a three-step program designed to provide high school football players with the opportunity to develop the skills necessary to succeed and be leaders on and off the field. The rookie class invited the high schoolers to the team facility, where they shared opinions and lessons over a meal and fun competitions.



- On the top of Harris' bucket list is a trip to Dubai. He has an interest in the city, and would like to experience the culture, try new food, travel on a camel's back and ride dune buggies in the desert hills.
- The 49ers and their families hosted 450 underserved boys and girls from the Bay Area for the first-ever 49ers Hope for the Holidays event. Each child had a once-in-a-lifetime experience traveling through Levi's Stadium and left with a brand new bike, helmet, lock, haircut, shoes, toys, glasses, backpack, dinner and more.



- The 49ers hosted a flag football clinic for local first responders and their children at the team facility on October 23, 2018. Harris and his teammates taught the children the fundamentals of the game before hitting the field for drills and games. The 100-plus guests also had the opportunity to try on equipment and participate in a photoshoot.
- Harris notes that his mother, Andrea Tate, is the most influential person in his life. He maintains that since an early age, she gave him the best advice he has ever received, which is having the ability to believe in yourself and not quit something that you start. "I've been through a lot of things, but it's about pushing through and facing adversity," Harris said.
- On October 15, 2019, Harris and his teammates spent time with fans and members of local Silicon Valley businesses to compete in a bowling tournament as the 49ers Foundation hosted the second annual 1st and Bowl Challenge. The funds raised at the event will support the charitable programs of the 49ers Foundation and benefit Bay Area youth.



HARRIS' CAREER STATISTICS

YEAR	TEAM	GP	GS	TACKLES					INTERCEPTIONS					FUMBLES		
				TOT	SOL	AST	SACKS	YDS	INT	YDS	LG	TD	PD	FF	FR	YDS
2018	SF	8	5	31	22	9	0.0	0.0	0	0	—	0	0	0	0	0
2019	SF	13	4	34	18	16	0.0	0.0	0	0	—	0	5	2	1	3
TOTALS		21	9	65	40	25	0.0	0.0	0	0	0	0	5	2	1	3

PLAYOFFS

YEAR	TEAM	GP	GS	TACKLES					INTERCEPTIONS					FUMBLES		
				TOT	SOL	AST	SACKS	YDS	INT	YDS	LG	TD	PD	FF	FR	YDS
2019	SF	3	0	0	0	0	0.0	0.0	0	0	—	0	0	0	0	0
TOTALS		3	0	0	0	0	0.0	0.0	0	0	—	0	0	0	0	0

Additional Statistics:

Special Teams Tackles – 12: 2018 (5); 2019 (7)

Special Teams Forced Fumble – 1: 2019 (1)

Milestones:

NFL Debut: vs. Oak. (11/1/18); **First Start:** at Sea. (12/2/18); **First FF:** at Bal. (12/1/19 – QB Lamar Jackson); **First FR:** at Bal. (12/1/19 – QB Lamar Jackson)

HARRIS' CAREER HIGHS

Total Tackles: Regular Season – 9 at Sea. (12/29/19)

Solo: Regular Season – 6 (2 times) Last at Sea. (12/29/19)

Assists: Regular Season – 4 (2 times) Last at NO (12/8/19)

Forced Fumbles: Regular Season – 1 (2 times) Last at NO (12/8/19)

Fumbles Recoveries: Regular Season – 1 at Bal. (12/1/19)

Passes Defensed: Regular Season – 3 vs. Atl. (12/15/19)

HARRIS' TRANSACTIONS

Originally a 6th-round (184th overall) draft choice by SF in 2018...Placed on the Injured Reserve List on 9/3/18...Placed on the Injured Reserve/Designated for Return List on 10/17/18...Activated from the Injured Reserve List on 11/1/18...Waived by SF on 8/31/19...Signed to SF practice squad on 9/1/19...Promoted to SF active roster on 10/2/19.



2018

- After being activated from the Injured Reserve List on 11/1, appeared in 8 games (5 starts) and registered 31 tackles.
- Made his NFL debut vs. Oak. (11/1) and registered 2 tackles.
- Registered 4 tackles in his first career NFL start at Sea. (12/2).
- Notched a career-high 7 tackles and made a key 4th down stop in the 4th Qtr. vs. Den. (12/9).

COLLEGE

Played in 37 games (9 starts) in five years at Florida and registered 102 tackles, 4.0 TFLs, 1.0 sack, 2 INTs, 1 FF, 1 FR and 3 PDs. In 2016, was named to the SEC Academic Honor Roll. Played in 13 games (8 starts) and tallied 73 tackles, 4.0 TFLs, 1.0 sack, 2 INTs, 1 FF, 1 FR and 3 PDs. Also returned a FR for a TD on special teams. As a sophomore, played in 12 games (1 start) and notched 22 tackles. In 2014, played in all 12 games and recorded 7 tackles. Redshirted in 2013.

PERSONAL

- Attended Dr. Phillips (Orlando, FL) HS, where he registered 52 tackles and 8 PDs as a senior and was selected to the 2013 Under Armour All-American Game.
- His father, Mike Harris, played DB at the University of Florida from 1994-97.
- Born Marcell Harris (6/9/94) in Orlando, FL.
- Graduated from Florida with a bachelor's degree in liberal arts and science.


INJURY REPORT

2018: Placed on the Injured Reserve List on 9/3 with a hamstring injury.

HARRIS' GAME-BY-GAME

2018

Date	Opp	W/L	P/S	Tot	Sol	Ast	Sk	Yds	Int	Yds	PD	FF	FR	Yds	
Sep 9	at Min	L		INJURED RESERVE (Hamstring)											
Sep 16	Det	W		INJURED RESERVE (Hamstring)											
Sep 23	at KC	L		INJURED RESERVE (Hamstring)											
Sep 30	at LAC	L		INJURED RESERVE (Hamstring)											
Oct 7	Arz	L		INJURED RESERVE (Hamstring)											
Oct 15	at GB	L		INJURED RESERVE (Hamstring)											
Oct 21	LAR	L		INJURED RESERVE (Hamstring)											
Oct 28	at Arz	L		INJURED RESERVE (Hamstring)											
ACTIVATED FROM THE INJURED RESERVE LIST ON 11/1															
Nov 1	Oak	W	1/0	2	2	0	0.0	0.0	0	0	0	0	0	0	
Nov 12	NYG	L	1/0	0	0	0	0.0	0.0	0	0	0	0	0	0	
Nov 25	at TB	L	1/0	1	1	0	0.0	0.0	0	0	0	0	0	0	
Dec 2	at Sea	L	1/1	4	2	2	0.0	0.0	0	0	0	0	0	0	
Dec 9	Den	W	1/1	7	5	2	0.0	0.0	0	0	0	0	0	0	
Dec 16	Sea	W	1/1	6	6	0	0.0	0.0	0	0	0	0	0	0	
Dec 23	Chi	L	1/1	5	4	1	0.0	0.0	0	0	0	0	0	0	
Dec 30	at LAR	L	1/1	6	2	4	0.0	0.0	0	0	0	0	0	0	
TOTALS				8/5	31	22	9	0.0	0.0	0	0	0	0	0	0



35

TIM HARRIS JR.

CB

6-1 | 205 | VIRGINIA

7.31.95 | RICHMOND, VA | ROOKIE | ACQUIRED D-6C IN '19

GOLDMINE

- Harris Jr. is no stranger to adversity. As he began his high school career, Harris was described by his coach as “tall and lanky.” Stu Brown, his coach at Varina High School, knew he had the skill and work ethic, but didn’t know if he was strong enough. However, not everyone agreed with that assessment. Michael Robinson, current analyst on the NFL Network and draft pick of the 49ers, hosted a football camp at Varina, his former high school, when Tim was 15 years old. Richard Sherman was at the camp and immediately knew the impact Harris Jr. could have. “Richard Sherman looked at his body and the first thing he told Tim was, ‘You’ve got an NFL body,’” Brown said. “He was telling him that at 15 years old.” With that encouragement, Harris Jr. took off, training harder than he had before, garnering multiple scholarship offers.
- Harris Jr. credits his family and friends for his motivation on and off the football field. Particularly, Tim has a close relationship with his dad, Tim Harris Sr. “Me and my dad have been close ever since I was young. He taught me the steps of life, not just football, but life after football. He continues to believe in me, and that’s something I can always appreciate that from him,” said Harris Jr. When it comes to life after football, Harris Jr. has thought about coaching or potentially working in the FBI, anything where he can help others. “My dad’s best friend is an FBI agent and him hanging out at the house and talking to him made me interested in that field.”

HARRIS JR.’S GOLDEN NUGGETS

- Played alongside former Virginia teammate and current New York Jets CB Maurice Canady at Varina (Henrico, VA) HS.
- Played both safety and cornerback at Varina.

GOLDMINE (CONTINUED)

- Participated in the 49ers Annual Community Day, helping pack more than 31,000 nutritious meals in collaboration with Feeding Children Anywhere. The meals, along with groceries and backpacks, were distributed to those most in need in East San Jose.



HARRIS JR.’S CAREER STATISTICS

YEAR	TEAM	GP	GS	TACKLES				YDS	INT	INTERCEPTIONS				PD	FUMBLES		
				TOT	SOL	AST	SACKS			YDS	LG	TD	FF		FR	YDS	
2019	SF	—	—	—	INJURED RESERVE (Groin)				—	—	—	—	—	—	—	—	
TOTALS		0	0	0	0	0	0.0	0.0	0	0	—	0	0	0	0	0	

PLAYOFFS

		TACKLES							INTERCEPTIONS					FUMBLES		
YEAR	TEAM	GP	GS	TOT	SOL	AST	SACKS	YDS	INT	YDS	LG	TD	PD	FF	FR	YDS
2019	SF	—	—	—	INJURED RESERVE (Groin)				—	—	—	—	—	—	—	—
TOTALS		0	0	0	0	0	0.0	0.0	0	0	—	0	0	0	0	0

HARRIS JR.’S TRANSACTIONS

Originally the third of three 6th-round (198th overall) draft choices by SF in 2019...Placed on the Injured Reserve List on 8/26/19.



COLLEGE

Appeared in 47 games (30 starts) in six years (2013-18) at Virginia and registered 119 tackles, 18 PDs, 6.5 TFLs, 4 INTs with 69 return yds. and 1 FR. As a senior in 2018, appeared in 13 games (8 starts) and registered 36 tackles, 4 PDs, 2 INTs and 1.5 TFLs. Appeared in 1 game (1 start), finishing with 1 tackle in 2017 before earning a medical hardship after suffering an injury in the season opener. Saw action in 2 games and recorded 3 tackles and 2 PDs before earning a medical hardship with an injury in 2016. Appeared in 10 games (9 starts) in 2015 and registered 34 tackles, 6 PDs, 3.0 TFLs and 1 INT. In 2014, saw action in 10 games (5 starts) and recorded 19 tackles, 4 PDs and 1 INT. In his first season at Virginia in 2013, played in 11 games (7 starts) and registered 26 tackles, 2 PDs and 1.0 TFL.

PERSONAL

- Attended Varina (Henrico, VA) HS where he earned All-Metro first-team honors from the *Richmond Times-Dispatch*.
- Played WR and DB at Varina.
- Earned a degree in anthropology at Virginia.
- Born Timothy Harris Jr. (7/31/95) in Richmond, VA.

INJURY REPORT

2019: Placed on the Injured Reserve List on 8/26 with a groin injury.



43

DANIEL HELM

TE

6-4 | 225 | DUKE

4.20.95 | CHATHAM, IL | ROOKIE | ACQUIRED FA IN '19

2019 HIGHLIGHTS

- Spent a majority of the season on the practice squad before being promoted to the active roster on 12/12.

GOLDMINE

- Prior to his senior season at Duke in 2018, Helm and twelve other members of the Duke football team spent the week between Duke's spring semester and first summer session in Guatemala, doing work for Habitat for Humanity. While the team had previously worked with Durham Habitat for Humanity on several short-term projects during the school year, the organization helped them find an assignment in Guatemala. During the trip, the team stayed in hostels in Antigua and worked in the village of El Rejon on a pair of projects. Helm and his teammates worked on building new houses and restoring old homes for the residents of El Rejon. The players also took breaks during the day to challenge local school children to games of soccer.
- The 49ers and their families hosted 450 underserved boys and girls from the Bay Area for the first-ever 49ers Hope for the Holidays event. Each child had a once-in-a-lifetime experience traveling through Levi's Stadium and left with a brand new bike, helmet, lock, haircut, shoes, toys, glasses, backpack, dinner and more.



- TE George Kittle partnered with the Jessie Rees Foundation to pass out JoyJars filled with toys and games at a local children's hospital. Kittle spearheaded the event and was joined by several of his teammates including, TE Garrett Celek, TE Ross Dwelley, TE Daniel Helm, QB Nick Mullens and LB Fred Warner who helped him spread holiday cheer and lift the spirits of everyone they met.

HELM'S GOLDEN NUGGETS

- Lettered in football and basketball at Glenwood (Chatham, IL) HS.
- Father, Steve, was a walk-on football player at UCLA and mother, Christen, was a swimmer at UCLA.

HELM'S GAME-BY-GAME

2019

Date	Opp	W/L	P/S	Rec	Yds	Avg	Lg	TD
SIGNED TO SF PRACTICE SQUAD ON 9/1								
Sep 8	at TB	W	—	—	PRACTICE SQUAD	—	—	—
Sep 15	at Cin	W	—	—	PRACTICE SQUAD	—	—	—
Sep 22	Pit	W	—	—	PRACTICE SQUAD	—	—	—
Oct 7	Cle	W	—	—	PRACTICE SQUAD	—	—	—
Oct 13	at LAR	W	—	—	PRACTICE SQUAD	—	—	—
Oct 20	at Was	W	—	—	PRACTICE SQUAD	—	—	—
Oct 27	Car	W	—	—	PRACTICE SQUAD	—	—	—
Oct 31	at Arz	W	—	—	PRACTICE SQUAD	—	—	—
Nov 11	Sea	L	—	—	PRACTICE SQUAD	—	—	—
Nov 17	Arz	W	—	—	PRACTICE SQUAD	—	—	—
Nov 24	GB	W	—	—	PRACTICE SQUAD	—	—	—
Dec 1	at Bal	L	—	—	PRACTICE SQUAD	—	—	—
Dec 8	at NO	W	—	—	PRACTICE SQUAD	—	—	—
PROMOTED TO SF ACTIVE ROSTER ON 12/12								
Dec 15	Atl	L	—	—	DID NOT PLAY	—	—	—
Dec 21	LAR	W	—	—	INACTIVE	—	—	—
Dec 29	at Sea	W	—	—	INACTIVE	—	—	—
TOTALS			0/0	0	0	—	—	0

2019 Postseason

Date	Opp	W/L	P/S	Rec	Yds	Avg	Lg	TD
Jan 11	Min	W	—	—	INACTIVE	—	—	—
Jan 19	GB	W	—	—	INACTIVE	—	—	—
Feb 2	at KC	L	—	—	INACTIVE	—	—	—
TOTALS			0/0	0	0	—	—	0





HELM'S CAREER STATISTICS

YEAR	TEAM	GP	GS	NO	RECEIVING				ATT	RUSHING			
					YDS	AVG	LG	TD		YDS	AVG	LG	TD
2019	SF	0	0	0	0	-	-	0	0	0	-	-	0
TOTALS		0	0	0	0	-	-	0	0	0	-	-	0

PLAYOFFS

YEAR	TEAM	GP	GS	NO	RECEIVING				ATT	RUSHING			
					YDS	AVG	LG	TD		YDS	AVG	LG	TD
2019	SF	0	0	0	0	-	-	0	0	0	-	-	0
TOTALS		0	0	0	0	-	-	0	0	0	-	-	0

HELM'S TRANSACTIONS

Originally signed as an undrafted free agent by LAC on 5/10/19...Waived by LAC on 8/1/19...Claimed off waivers by SF on 8/2/19...Waived by SF on 8/31/19...Signed to SF practice squad on 9/1/19...Promoted to SF active roster on 12/12/19.



COLLEGE

Appeared in 51 games (26 starts) in his collegiate career and totaled 75 receipts. for 804 yds. A Third-Team All-ACC selection in 2018, he appeared in 13 games (11 starts) and tallied 26 receipts. for 271 yds. and 2 TDs as a senior. Started all 13 games in 2017, and registered 22 receipts. for 261 yds. and 2 TDs. Appeared in 12 games in 2016 and recorded 21 receipts. for 235 yds. and 2 TDs. Sat out the 2015 season following a transfer from the University of Tennessee. At Tennessee in 2014, registered 6 receipts. for 37 yds. in 12 games (2 starts).

PERSONAL

- Attended Glenwood (Chatham, IL) HS, where he registered 35 rec. TDs.
- Graduated from Duke with a degree in mechanical engineering.
- Married to the former Miranda Esperum.
- Born Daniel Helm (4/20/95) in Chatham, IL.



14
WR

JALEN HURD

6-4 | 230 | BAYLOR

1.23.96 | HENDERSONVILLE, TN | ROOKIE | ACQUIRED D-3 IN '19

GOLDMINE

- When he's not studying football film, Hurd enjoys watching movies and television shows in his free time. A self-proclaimed huge fan of the show 'Friends,' he can rattle off 'Friends' trivia without a second thought. When it comes to movies, he enjoys various genres, with his favorites being 'Love & Basketball' and 'Interstellar'. "They're two completely different movies, but they're great in their own way," said Hurd. "I don't know if I can really pick one."
- Participated in the 49ers Annual Community Day, helping pack more than 31,000 nutritious meals in collaboration with Feeding Children Anywhere. The meals, along with groceries and backpacks, were distributed to those most in need in East San Jose.



HURD'S GOLDEN NUGGETS

- As a running back at Tennessee, was teammates with New Orleans Saints RB Alvin Kamara, with the duo nicknamed "thunder and lightning."
- Named Big 12 Offensive Newcomer of the Year in 2018 after transferring to Baylor.
- In August of 2015, had his jersey retired at Beech (Hendersonville, TN) HS, just two years following his senior season with the school in 2013.
- Is one of four players since 2004 to register 2,800-or-more rush yards and 1,400-or-more receiving yards in his FBS career, joining Oklahoma RB DeMarco Murray, West Virginia RB Charles Sims and Southern Mississippi RB Ito Smith.

HURD'S GAME-BY-GAME

2019

Date	Opp	W/L	P/S	Rec	Yds	Avg	Lg	TD
Sep 8	at TB	W	—	—	INACTIVE (Back)	—	—	—
Sep 15	at Cin	W	—	—	INACTIVE (Back)	—	—	—
Sep 22	Pit	W	—	—	INACTIVE (Back)	—	—	—
PLACED ON INJURED RESERVE (Back) ON 10/3								
TOTALS			0/0	0	0	—	—	0

HURD'S CAREER STATISTICS

YEAR	TEAM	GP	GS	RECEIVING					RUSHING				
				NO	YDS	AVG	LG	TD	ATT	YDS	AVG	LG	TD
2019	SF	0	0	0	0	—	—	0	0	0	—	—	0
TOTALS		0	0	0	0	—	—	0	0	0	—	—	0

PLAYOFFS

YEAR	TEAM	GP	GS	RECEIVING					RUSHING				
				NO	YDS	AVG	LG	TD	ATT	YDS	AVG	LG	TD
2019	SF	—	—	—	—	—	—	—	—	—	—	—	—
TOTALS		0	0	0	0	—	—	0	0	0	—	—	0

HURD'S TRANSACTIONS

Originally a 3rd-round (67th overall) draft choice by SF in 2019... Placed on the Injured Reserve List on 10/3/19.



COLLEGE

Played one season (2018) with Baylor after transferring from Tennessee, where he played from 2014-16. At Baylor in 2018, named Big 12 Offensive Newcomer of the Year after appearing in 12 games (11 starts) and registering 69 receipts. for 946 yds. and 4 TDs. Also registered 48 rushing atts. for 209 yds. and 3 TDs. Started all 7 games in which he appeared in at RB as a junior at Tennessee in 2016, registering 122 carries for 451 yds. and 3 TDs. Added 10 receipts. for 81 yds. As a sophomore in 2015, started all 13 games and rushed for 1,288 yds. and 12 TDs on 277 atts., while adding 22 receipts. for 190 yds. and 2 TDs. In 2014, appeared in 13 games (9 starts) and rushed 190 times for a team-high 899 rushing yds. and 5 TDs.

PERSONAL

- Attended Beech (Hendersonville, TN) HS where he was named Tennessee State Mr. Football in 2012
- As junior in 2012, ran for a Tennessee state-record 3,357 yds. and 43 touchdowns.
- Majored in health, kinesiology and leisure studies.
- Born Jalen Hurd (1/23/96) in Hendersonville, TN.

INJURY REPORT

2019: Inactive for 3 games [at TB (9/8), at Cin. (9/15), vs. Pit. (9/22)] with a back injury and placed on the Injured Reserve List on 10/3 with a back injury.



13

WR

RICHIE JAMES JR.

5-9 | 185 | MIDDLE TENNESSEE STATE

9.5.95 | SARASOTA, FL | 2ND YEAR | ACQUIRED D-7B IN '18

AWARDS & HONORS

2018: PFWA All-NFC Team (KR), ESPN All-Rookie Team (KR)

2019 HIGHLIGHTS

- Played in all 16 games and tallied 6 receipts. for a single-season career-high 165 yds. and 1 TD. As a returner, registered 20 KR for 428 yds. (21.4 avg.) along with 33 PRs for 264 yds. (8.0 avg.). Also appeared in all 3 postseason games and tallied 7 KR for 112 yds. and 5 PRs for 49 yds. (9.8 avg.).
- Registered his 2nd career TD receipt. on a 39-yd. pass from QB Jimmy Garoppolo at TB (9/8).
- Caught a career-long 57-yd. pass from QB Jimmy Garoppolo vs. Arz. (11/17) to help set up the team's first TD of the day.
- Registered a season-long 81-yd. kickoff return vs. LAR (12/21).

GOLDMINE

- NFL players had the opportunity to participate in the NFL's annual My Cause, My Cleats campaign during Week 14 of the 2019 season. James Jr. and his teammates represented their respective causes with custom-designed cleats in an effort to raise awareness and funding. James Jr. represented the Special Olympics Northern California, and said, "I play for athletes to feel included and part of a community."



JAMES JR.'S GOLDEN NUGGETS

- Finished his collegiate career as Middle Tennessee State's all-time leader in receipts. (244), rec. yds. (3,261) and TD receipts. (23).
- On November 26, 2016, James became the sixth player in NCAA FBS history to have 200 yds. rushing and 100 rec. yds. in a game with 207 rushing yds. and 120 rec. yds. vs. Florida Atlantic.

GOLDMINE (CONTINUED)

- On October 15, 2019, James Jr. and his teammates spent time with fans and members of local Silicon Valley businesses to compete in a bowling tournament as the 49ers Foundation hosted the second annual 1st and Bowl Challenge. The funds raised at the event will support the charitable programs of the 49ers Foundation and benefit Bay Area youth.



JAMES JR.'S GAME-BY-GAME

2019

Date	Opp	W/L	P/S	Rec	Yds	Avg	Lg	TD
Sep 8	at TB	W	1/0	1	39	39.0	39t	1
Sep 15	at Cin	W	1/0	1	7	7.0	7	0
Sep 22	Pit	W	1/0	2	22	11.0	16	0
Oct 7	Cle	W	1/0	0	0	—	—	0
Oct 13	at LAR	W	1/0	0	0	—	—	0
Oct 20	at Was	W	1/0	1	40	40.0	40	0
Oct 27	Car	W	1/0	0	0	—	0	0
Oct 31	at Arz	W	1/0	0	0	—	0	0
Nov 11	Sea	L	1/0	0	0	—	0	0
Nov 17	Arz	W	1/0	1	57	57.0	57	0
Nov 24	GB	W	1/1	0	0	—	—	0
Dec 1	at Bal	L	1/0	0	0	—	—	0
Dec 8	at NO	W	1/0	0	0	—	—	0
Dec 15	Atl	L	1/0	0	0	—	—	0
Dec 21	LAR	W	1/0	0	0	—	—	0
Dec 29	at Sea	W	1/0	0	0	—	—	0
TOTALS			16/1	6	165	27.5	57	1

2019 Postseason

Date	Opp	W/L	P/S	Rec	Yds	Avg	Lg	TD
Jan 11	Min	W	1/0	0	0	—	—	0
Jan 19	GB	W	1/0	0	0	—	—	0
Feb 2	at KC	L	1/0	0	0	—	—	0
TOTALS			3/0	0	0	—	—	0

2019 Returns

Date	Opp	KR	Yds	Avg	Lg	TD	PR	FC	Yds	Avg	Lg	TD
Sep 8	at TB	0	0	—	—	0	0	1	0	—	—	0
Sep 15	at Cin	1	13	13.0	13	0	2	2	4	2.0	4	0
Sep 22	Pit	2	48	24.0	26	0	5	0	53	10.6	15	0
Oct 7	Cle	1	4	4.0	4	0	1	0	32	32.0	32	0
Oct 13	at LAR	1	18	18.0	18	0	3	2	38	12.7	18	0
Oct 20	at Was	0	0	—	—	0	2	0	30	15.0	17	0
Oct 27	Car	0	0	—	—	0	6	0	49	8.2	14	0
Oct 31	at Arz	4	70	17.5	23	0	3	0	25	8.3	10	0
Nov 11	Sea	1	22	22.0	22	0	3	1	2	0.7	2	0
Nov 17	Arz	3	70	23.3	27	0	2	1	8	4.0	6	0
Nov 24	GB	0	0	—	—	0	3	0	14	4.7	10	0
Dec 1	at Bal	2	47	23.5	26	0	0	0	0	—	—	0
Dec 8	at NO	1	21	21.0	21	0	1	0	3	3.0	3	0
Dec 15	Atl	2	34	17.0	27	0	0	3	0	—	—	0
Dec 21	LAR	1	81	81.0	81	0	0	1	0	—	—	0
Dec 29	at Sea	1	0	0.0	0	0	2	0	6	3.0	6	0
TOTALS		20	428	21.4	81	0	33	11	264	8.0	32	0

2019 Postseason Returns

Date	Opp	KR	Yds	Avg	Lg	TD	PR	FC	Yds	Avg	Lg	TD
Jan 11	Min	1	22	22.0	22	0	3	2	23	7.7	18	0
Jan 19	GB	2	29	14.5	18	0	1	1	26	26.0	26	0
Feb 2	at KC	4	61	15.3	19	0	1	0	0	0.0	0	0
TOTALS		7	112	16.0	22	0	5	3	49	9.8	26	0



GOLDMINE (CONTINUED)

- James Jr. and his fellow rookies participated in the annual 49ers Mentorship Academy on September 18, 2018. The Mentorship Academy, partnering with USA Football, is a three-step program designed to provide high school football players with the opportunity to develop the skills necessary to succeed and be leaders on and off the field. The rookie class invited the high schoolers to the team facility, where they shared opinions and lessons over a meal and fun competitions.



- While in high school, James' head coach invited him into his office and asked that he convert to QB and become the leader of their team. He responded by becoming more outspoken as a person and leading his school to their first playoff appearance in eight years.

- As a youth in Sarasota, FL, James faced a handful of hurdles growing up in a rough environment. James notes that while a majority of his classmates took a different route than he did, he was able to make it out of his tough surroundings by taking the more positive route and maintaining his focus on his craft. "I've always had that independent mindset," James said. "I've learned from being out on the streets, and what you really should be doing."
- NFL players had the opportunity to participate in the NFL's annual My Cause, My Cleats campaign during a designated home game between Weeks 13-15 of 2018. James Jr. and his teammates represented their respective causes with custom-designed cleats in an effort to raise awareness and funding. Special Olympics Northern California enriches the lives of more than 23,925 children and adults with intellectual disabilities and their communities in Northern California through sports, education, and athlete health.





JAMES JR.'S CAREER STATISTICS

YEAR	TEAM	GP	GS	NO	RECEIVING				ATT	RUSHING			
					YDS	AVG	LG	TD		YDS	AVG	LG	TD
2018	SF	13	2	8	126	15.8	53	1	0	0	—	—	0
2019	SF	16	1	6	165	27.5	57	1	2	-1	-0.5	-1	0
TOTALS		29	3	14	291	20.8	57	2	2	-1	-0.5	-1	0

PLAYOFFS

YEAR	TEAM	GP	GS	NO	RECEIVING				ATT	RUSHING			
					YDS	AVG	LG	TD		YDS	AVG	LG	TD
2019	SF	3	0	0	0	—	—	0	0	0	—	—	0
TOTALS		3	0	0	0	—	—	0	0	0	—	—	0

		KICKOFF RETURNS					PUNT RETURNS					
YEAR	TEAM	NO	YDS	AVG	LG	TD	NO	FC	YDS	AVG	LG	TD
2018	SF	23	580	25.2	97t	1	12	10	75	6.3	23	0
2019	SF	20	428	21.4	81	0	33	11	264	8.0	32	0
TOTALS		43	1,008	23.4	81	0	45	21	339	7.5	32	0

PLAYOFFS

YEAR	TEAM	KICKOFF RETURNS					PUNT RETURNS					
		NO	YDS	AVG	LG	TD	NO	FC	YDS	AVG	LG	TD
2019	SF	7	112	16.0	22	0	5	3	49	9.8	26	0
TOTALS		7	112	16.0	22	0	5	3	49	9.8	26	0

Additional Statistics:

Fumbles—Lost — Regular Season — 3–2: 2018 (2–1); 2019 (1–1) **Postseason** — 1–0: 2019 (1–0)

Special Teams Tackles — 3: 2018 (1); 2019 (2)

Special Teams Fumble Recoveries — 1: 2018 (1)

Tackles — 2: 2018 (1); 2019 (1)

Milestones:

NFL Debut: vs. Det. (9/16/18); **First Start:** vs. Arz. (10/7/18); **First Reception:** vs. Arz. (10/7/18 — 7–yd. pass from QB C.J. Beathard); **First TD Reception:** at LAR (12/30/18 — 9–yd. TD pass from QB Nick Mullens); **First Kickoff Return:** Regular Season — vs. Arz. (10/7/18 — 32–yd. KOR); Postseason — vs. Min. (1/11/20 — 22–yd. KOR); **First Punt Return:** Regular Season — at GB (10/15/18 — 0–yd. PR); Postseason — vs. Min. (1/11/20 — 5–yd. PR); **Kickoff Return TD:** 1 vs. Sea. (12/16/18 — 97–yds.)

JAMES JR.'S CAREER HIGHS

Receptions: Regular Season — 3 at LAR (12/30/18)

Receiving Yards: Regular Season — 60 vs. Oak. (11/1/18)

Long Reception: Regular Season — 57 vs. Arz. (11/17/19)

TD Receptions: Regular Season — 1 (2 times) Last at TB (9/8/19)

Punt Returns: Regular Season — 6 vs. Car. (10/27/19); Postseason — 3 vs. Min. (1/11/20)

Punt Return Yards: Regular Season — 53 vs. Pit. (9/22/19); Postseason — 26 vs. GB (1/19/20)

Long Punt Return: Regular Season — 32 vs. Cle. (10/7/19); Postseason — 26 vs. GB (1/19/20)

Kick Returns: Regular Season — 4 (3 times) Last at Arz. (10/31/19); Postseason — 4 at KC (2/2/20)

Kick Return Yards: Regular Season — 113 vs. Sea. (12/16/18); Postseason — 61 at KC (2/2/20)

Kick Return Long: Regular Season — 97t vs. Sea. (12/16/18); Postseason — 22 vs. Min. (1/11/20)

Rushes: Regular Season — 1 (2 times) Last at NO (12/8/19)

JAMES JR.'S TRANSACTIONS

Originally a 7th-round (240th overall) draft choice by SF in 2018.



2018

- Played in 13 games (2 starts) and tallied 8 receipts. for 126 yds. and 1 TD. As a returner, registered 23 kick returns for 580 yds. (25.2 avg.) and 1 TD, along with 12 punt returns for 75 yds. (6.3 avg.).
- Made his 1st career start vs. Arz. (10/7) and also registered his 1st career receipt. on a 7-yd. pass from QB C.J. Beathard.
- Registered 2 receipts. for career highs in rec. yds. (60) and long receipt. (53) vs. Oak. (11/1).
- Registered a 97-yd. kickoff return for a TD vs. Sea. (12/16). It marked the first time a member of the 49ers has registered a kickoff return for a TD since WR Tedd Ginn Jr. registered a 102-yd. kickoff return for a TD vs. Sea. (9/11/11). Became the first 49ers rookie to register a kickoff return for a TD since 1981 [RB Amos Lawrence - 92-yd. KR TD at LAR (11/22/81)]. His kickoff return for a TD was just the 5th in the NFL on the season (Jakeem Grant, Mia.; Darius Jennings, Ten; Cordarrelle Patterson, NE; Andre Roberts, NYJ).
- Registered 3 receipts. for 32 yds. and his 1st career TD on a 9-yd. pass from QB Nick Mullens at LAR (12/30).

COLLEGE

Played in 31 games in three seasons at Middle Tennessee State and registered 244 receipts. for 3,261 yds. and 23 TDs while adding 60 rushing atts. for 542 yds. and 5 TDs. Finished his career ranked 1st in school history in receipts. (244), rec. yds. (3,261) and TD receipts. (23). Recorded at least 1 receipt. in all 31 games played. A team captain in 2017, played in 5 games and notched 31 receipts. for 290 yds. and 3 TDs. As a sophomore, earned First-Team All-Conference USA. Played in all 13 games and tallied 105 receipts. for a school record 1,625 yds. and 12 TDs while rushing for 339 yds. and 4 TDs on 38 atts. In 2015, named First-Team Freshman All-America by the Football Writers Association of America and USA Today. Also earned First-Team All-Conference USA honors and was selected to the Conference USA All-Freshman Team. Played in all 13 games and registered 108 receipts. for 1,346 yds. and 8 TDs. Set the single-season Middle Tennessee State and Conference USA freshman records in receipts. (108) and rec. yds. (1,346). His 108 receipts. ranked 3rd nationally and 4th in Conference USA history. Redshirted in 2014.

PERSONAL

- Attended Riverview (Sarasota, FL) HS, where he played QB as a senior and was named honorable mention all-state for Class 8A as an athlete by the Orlando Sentinel.
- Named honorable mention all-Southwest Florida Regional Elite Team in 2013 after passing for 442 yds. and 7 TDs to go along with 1,044 rushing yds. and 15 TDs.
- As a junior, tallied 49 receipts. for 727 yds. and 7 TDs.
- Was a member of the track team and competed in the 400 meters, long jump, triple jump and 4x400 relay.
- Born Richard Rhondel James Jr. (9/5/95) in Sarasota, FL.
- Majored in concrete industry management.

JAMES JR.'S GAME-BY-GAME

2018									2018 Returns													
Date	Opp	W/L	P/S	Rec	Yds	Avg	Lg	TD	Date	Opp	KR	Yds	Avg	Lg	TD	PR	FC	Yds	Avg	Lg	TD	
Sep 9	at Min	L	—	—	INACTIVE	—	—	—	Sep 9	at Min	—	—	—	INACTIVE	—	—	—	—	—	—	—	
Sep 16	Det	W	1/0	0	0	—	—	0	Sep 16	Det	0	0	—	—	0	0	0	0	—	—	0	
Sep 23	at KC	L	—	—	INACTIVE	—	—	—	Sep 23	at KC	—	—	—	INACTIVE	—	—	—	—	—	—	—	
Sep 30	at LAC	L	—	—	INACTIVE	—	—	—	Sep 30	at LAC	—	—	—	INACTIVE	—	—	—	—	—	—	—	
Oct 7	Arz	L	1/1	1	7	7.0	7	0	Oct 7	Arz	1	32	32.0	32	0	0	0	0	—	—	0	
Oct 15	at GB	L	1/0	0	0	—	—	0	Oct 15	at GB	4	108	27.0	32	0	1	2	0	0.0	0	0	
Oct 21	LAR	L	1/0	0	0	—	—	0	Oct 7	Arz	1	21	21.0	21	0	1	1	6	6.0	6	0	
Oct 28	at Arz	L	1/0	0	0	—	—	0	Oct 28	at Arz	2	52	26.0	31	0	3	1	32	10.7	15	0	
Nov 1	Oak	W	1/0	2	60	30.0	53	0	Nov 1	Oak	0	0	—	—	0	1	2	6	6.0	6	0	
Nov 12	NYG	L	1/0	0	0	—	—	0	Nov 12	NYG	0	0	—	—	0	1	1	23	23.0	23	0	
Nov 25	at TB	L	1/0	2	27	13.5	19	0	Nov 25	at TB	3	44	14.7	26	0	2	2	6	3.0	6	0	
Dec 2	at Sea	L	1/0	0	0	—	—	0	Dec 2	at Sea	4	109	27.3	42	0	2	1	2	1.0	2	0	
Dec 9	Den	W	1/0	0	0	—	—	0	Dec 9	Den	3	46	15.3	20	0	1	0	0	0.0	0	0	
Dec 16	Sea	W	1/0	0	0	—	—	0	Dec 16	Sea	2	113	56.5	97t	1	0	0	0	—	—	0	
Dec 23	Chi	L	1/0	1	4	4.0	4	0	Dec 23	Chi	2	30	15.0	16	0	0	0	0	—	—	0	
Dec 30	at LAR	L	1/0	3	32	10.7	22	1	Dec 30	at LAR	1	25	25.0	25	0	0	0	0	—	—	0	
TOTALS			13/2	8	126	15.8	53	1	TOTALS			23	580	25.2	97t	1	12	10	75	6.3	23	0



35

DONTAE JOHNSON

CB

6-2 | 200 | NORTH CAROLINA STATE

12.1.91 | PENNINGTON, NJ | 6TH YEAR | ACQUIRED FA IN '19

2019 HIGHLIGHTS (LOS ANGELES CHARGERS/
SAN FRANCISCO)

- Played in 9 games and registered 2 tackles and 3 special teams tackles.

GOLDMINE

- NFL players once again had the chance to share the causes that are important to them during all Week 13 games of 2017, as part of the NFL's My Cause, My Cleats campaign. The initiative was a culmination of collaborative work between the NFL and players across the league. Johnson is supporting Lucile Packard Children's Hospital for My Cause, My Cleats, where he is an active volunteer. "After connecting with a child undergoing treatment at the hospital, I realized these diseases affect the whole family," said Johnson. "My message to the children in treatment and their families: Your courageous fight and perseverance do not go unnoticed!"



- During the 2016 offseason, Johnson formed a special relationship with Will Randleman, a young man who suffered a traumatic neck injury while playing youth football in the Bay Area. Initially, Johnson was expecting his visit with Will to be a somber one. However, he was greeted by something unexpected. "He was in such amazing spirits. When I was talking to him, I saw his passion and love for football. We connected over that," said Johnson. When Johnson visits Will, the two talk about the injury, but also go much deeper into their friendship. "We're friends now. It's amazing that we've opened up to each other. I've honestly learned so much from him," Johnson continued. "His attitude has really made me cherish and value the opportunity that I have. I just want to help any way I can and let him know he's not fighting this alone."



JOHNSON'S GOLDEN NUGGETS

- His first name is pronounced don-TAY.
- When he got the call that he was being drafted by the 49ers, San Francisco's 2014 first-round draft pick DB Jimmie Ward was one of the first phone calls that he received to congratulate him and tell him how excited he was that the two were going to be teammates. Ward and Johnson were roommates at the 2014 Senior Bowl.
- During the 2017 offseason, Johnson visited Langston Hughes Elementary School in East Orange, NJ in an effort to speak to the students and share his words of wisdom. Said Johnson, "We all have a dream and what you decide to do to get there is your choice. Make the best of it!"

JOHNSON'S GAME-BY-GAME

2019 (Los Angeles Chargers/San Francisco)

Date	Opp	W/L	P/S	Tot	Sol	Ast	Sk	Yds	Int	Yds	PD	FF	FR	Yds
WITH LAC														
Sep 15	at Det	L	1/0	0	0	0	0.0	0	0	0	0	0	0	0
Sep 22	Hou	L	1/0	0	0	0	0.0	0	0	0	0	0	0	0
RELEASED BY LAC ON 9/28														
SIGNED BY SF ON 10/3														
Oct 7	Cle	W	1/0	0	0	0	0.0	0.0	0	0	0	0	0	0
Oct 13	at LAR	W	1/0	0	0	0	0.0	0.0	0	0	0	0	0	0
Oct 20	at Was	W	1/0	0	0	0	0.0	0.0	0	0	0	0	0	0
Oct 27	Car	W	1/0	2	2	0	0.0	0.0	0	0	0	0	0	0
Oct 31	at Arz	W	1/0	0	0	0	0.0	0.0	0	0	0	0	0	0
RELEASED BY SF ON 11/11														
SIGNED BY SF ON 12/11														
Dec 15	Atl	L	1/0	0	0	0	0.0	0.0	0	0	0	0	0	0
Dec 21	LAR	W	1/0	0	0	0	0.0	0.0	0	0	0	0	0	0
Dec 29	at Sea	W	—	—	—	—	—	—	—	—	—	—	—	—
TOTALS				9/0	2	2	0	0.0	0.0	0	0	0	0	0

2019 Postseason

Date	Opp	W/L	P/S	Tot	Sol	Ast	Sk	Yds	Int	Yds	PD	FF	FR	Yds
Jan 11	Min	W	—	—	—	—	—	—	—	—	—	—	—	—
Jan 19	GB	W	—	—	—	—	—	—	—	—	—	—	—	—
Feb 2	at KC	L	—	—	—	—	—	—	—	—	—	—	—	—
TOTALS				0/0	0	0	0	0.0	0.0	0	0	0	0	0



GOLDMINE (CONTINUED)

- In October of 2017, the 49ers partnered with Bags of Fun to deliver backpacks to children undergoing treatment at Lucile Packard Children's Hospital. Each bag was personalized with educational, interactive and fun toys to provide joy, laughter and relief from the stress and anxiety of being in the hospital. Johnson and his teammates spent time with patients receiving Bags of Fun and other families in the hospital to uplift them during a difficult time.



- The 49ers partnered with Furry Friends Pet Assisted Therapy Services for animal therapy, while providing confidence building activities for students in the Leland High School special needs program in an effort to erase the stigma attached to special needs. Johnson and his teammates spent time with students with autism, mental illness and learning disabilities as they play board games, working on social skills including conversational queues and eye contact through the hands-on activity. Players will also partner with animal therapy dogs to uplift students through one-on-one interactions. "Our job is a day-to-day job, if you want to put it that way," said Johnson. "Something like this allows you to be a human again, I guess you could say. You can put work to the side. When it's all said and done, this world should be about helping people. And everyone being respectful to each other, regardless of differences of race or ethnicity. That's what drives me to be out here. It brings me joy."



- As part of Salute to Service Month, Johnson, along with his teammates and general manager, John Lynch, visited the USO office at the San Jose Military Entrance Processing Station to spend time with military applicants and their families as they took the Oath of Enlistment and shipped off to basic training.



- In honor of the NFL's Crucial Catch campaign, the 49ers hosted a fashion show on Tuesday, October 17th, 2017, featuring breast cancer and pediatric cancer warriors in apparel donated by Levi's®. Johnson, along with his 49ers teammates, walked the runway with cancer warriors as they shared their stories of strength and courage with the audience.



- Hauling in 50 passes for 600 yards and 13 touchdowns is an impressive stat-line for a two-way player, which is exactly what Johnson was in high school. He split time as a receiver and defensive back during his time at Pennington Prep (NJ) High School. What made Johnson focus his attention on the defensive side of the ball moving forward? He credited a defensive mentality. Johnson said, "I was more of a physical player. Just the fact that I liked playing defense better. Playing basketball, I had a defensive mindset. So, I guess it just translated to football. I always had a defensive mindset."
- Johnson, a sports management and business administration major, spent the summer prior to his senior year as a sports marketing intern with French West Vaughan, a marketing/public relations firm based out of Raleigh, NC. During his internship, he worked with some high-profile athletes and clients which provided great experience. "I actually got to do a few things with MoGo, the flavored mouthpiece that [former 49ers QB] Colin [Kaepernick] wears. I did that and then I did a few things for [Cincinnati Bengals DT] Geno Atkins, getting him some suits for the ESPY's." Johnson believes if he weren't a professional football player, that he had found his calling in sports marketing. He said, "That was definitely something I would do. Just the interaction with players and businesses, I felt like that was cool."



JOHNSON'S CAREER STATISTICS

YEAR	TEAM	GP	GS	TACKLES					INTERCEPTIONS					FUMBLES		
				TOT	SOL	AST	SACKS	YDS	INT	YDS	LG	TD	PD	FF	FR	YDS
2014	SF	16	3	31	19	12	0.0	0.0	1	20	20t	1	6	0	0	0
2015	SF	16	3	31	23	8	0.0	0.0	0	0	—	0	5	0	0	0
2016	SF	15	0	11	10	1	0.0	0.0	0	0	—	0	3	0	0	0
2017	SF	16	16	76	68	8	0.0	0.0	1	50	50t	1	7	0	0	0
2018	SEA/BUF/ARZ	1	0	0	0	0	0.0	0.0	0	0	—	0	5	0	0	0
2019	SF/LAC	9	0	2	2	0	0.0	0.0	0	0	—	0	0	0	0	0
TOTALS		73	22	151	122	29	0.0	0.0	2	70	50t	2	21	0	0	0

PLAYOFFS

YEAR	TEAM	GP	GS	TACKLES					INTERCEPTIONS					FUMBLES		
				TOT	SOL	AST	SACKS	YDS	INT	YDS	LG	TD	PD	FF	FR	YDS
2019	SF	0	0	0	0	0	0.0	0.0	0	0	—	0	0	0	0	0
TOTALS		0	0	0	0	0	0.0	0.0	0	0	—	0	0	0	0	0

Additional Statistics:

Special Teams Tackles — 20: 2014 (6); 2015 (6); 2016 (4); 2017 (1); 2019 (3)

Special Teams Fumble Recoveries — 2: 2015 (2)

Blocked Field Goals — 1: 2015 (1)

Punt Returns — 1: 2016 (1)

Punt Return Yards — 25: 2016 (25)

Milestones:

NFL Debut: at Dal. (9/7/14); **First Start:** at Sea. (12/14/14); **First INT:** at StL (10/13/14 — QB Austin Davis); **First INT Returned for a TD:** at StL (10/13/14 — QB Austin Davis — 20 yds.)

JOHNSON'S CAREER HIGHS

Total Tackles: Regular Season — 9 at Ind. (10/8/17)

Solo: Regular Season — 8 at Ind. (10/8/17)

Assists: Regular Season — 3 vs. Arz. (12/28/14)

Interceptions: Regular Season — 1 (2 times) Last vs. Jax. (12/24/17)

Passes Defensed: Regular Season — 2 (5 times) Last at Arz. (10/1/17)

JOHNSON'S TRANSACTIONS

Originally the second of two 4th-round (129th overall) draft choices by SF in 2014...Signed a one-year deal with Sea. on 4/11/18...Placed on the Active/Physically Unable to Perform List on 7/26/18...Activated from the Active/Unable to Perform List on 8/3/18...Placed on the Injured Reserve List on 9/8/18...Released by Sea. on 9/27/18...Signed a one-year deal with Buf. on 10/2/18...Released by Buf. on 10/30/18...Signed a one-year deal with Arz. on 11/27/18...Released by Arz. on 12/18/18...Signed a one-year deal with KC on 2/26/19...Released by KC on 5/20/19...Signed a one-year deal with SF on 5/28/19...Released by SF on 8/30/19...Signed a one-year with LAC on 9/11/19...Released by LAC on 9/28/19...Signed a one-year deal with SF on 10/3/19....Released by SF on 11/11/19...Signed a one-year deal with SF on 12/11/19.



2018 (SEATTLE/BUFFALO/ARIZONA)

- Spent the first 3 games with Sea. on the Injured Reserve List prior to being released on 9/27. Later signed with Buf. and appeared in 1 game and was released on 10/30. Was inactive for 3 games after signing with Arz. on 11/27 and was released by the team on 12/18.
- Made his season debut with Buf. at Ind. (10/21), his only game action on the season.

2017 (SAN FRANCISCO)

- Started all 16 games and registered career highs in tackles (76) and PDs (7). Also had 1 INT that he returned 50 yds. for a TD.
- Picked off Jaguars QB Blake Bortles and returned the pass 50 yds. for a TD vs. Jax. (12/24). It marked his 2nd career INT and 2nd INT for a TD (10/13/14 at StL - 20-yd. TD). His pick-6 was the 1st for the 49ers since DB Jimmie Ward tallied one at Chi. (12/6/15).

2016 (SAN FRANCISCO)

- Appeared in 15 games and totaled 11 tackles and 3 PDs while adding 4 special teams tackles.

2015 (SAN FRANCISCO)

- Appeared in all 16 games (3 starts) for the 2nd consecutive season and totaled 31 tackles with 5 PDs.
- Tied his career high with 7 tackles and 2 PDs vs. Atl. (11/8).

2014 (SAN FRANCISCO)

- Played in 16 games (3 starts) and registered 21 tackles, 1 INT, which was returned for a TD, and 6 PDs.
- Picked off Rams QB Austin Davis late in the 4th qtr. and returned it 20 yds. for a TD, sealing the victory at StL (10/13). It marked Johnson's 1st career INT and TD and he became only the 7th rookie in franchise history to accomplish that feat, and 1st since CB Jason Webster in 2000 [70 yds. vs. Atl. (11/19/00)].
- Broke up a pass by Giants QB Eli Manning late in the 4th qtr. at the goal line that was intercepted by LB Chris Borland at NYG (11/16).

COLLEGE

Played in 50 games (28 starts) and totaled 217 tackles, 3 INTs, 4.0 sacks, 2 FFs, 10 PDs and 7.5 TFLs for the Wolfpack. As a senior, started all 12 games, registered 82 tackles, 3 INTs, 1 FF and 2 PDs. In 2012, started all 13 games, and recorded 80 tackles, 1.0 sack, 1 FF, 4.5 TFLs and 4 PDs. As a sophomore, played in 13 games (2 starts), and notched 30 tackles, 3.0 sacks, 3 TFLs and 3 PDs. In 2010, played in 12 games (1 start), and tallied 25 tackles and 1 PD.

PERSONAL

- Graduated with a degree in sport management at North Carolina State.
- Attended Pennington Prep (NJ) HS, where he earned first-team New Jersey all-area honors.
- Was a member of the Pack's Pact Program at North Carolina State, which encourages campus leadership and networking.
- Born Dontae Tyron Johnson (12/1/91) in Pennington, NJ.

INJURY REPORT

2016: Inactive at LAR (12/24) with a groin injury.

2018: Placed on the Injured Reserve List on 9/8 with a hip injury.



JOHNSON'S GAME-BY-GAME

2014 (San Francisco)

Date	Opp	W/L	P/S	Tot	Sol	Ast	Sk	Yds	Int	Yds	PD	FF	FR	Yds
Sep 7	at Dal	W	1/0	2	1	1	0.0	0.0	0	0	2	0	0	0
Sep 14	Chi	L	1/0	1	0	1	0.0	0.0	0	0	0	0	0	0
Sep 21	at Arz	L	1/0	0	0	0	0.0	0.0	0	0	0	0	0	0
Sep 28	Phi	W	1/0	0	0	0	0.0	0.0	0	0	0	0	0	0
Oct 5	KC	W	1/0	0	0	0	0.0	0.0	0	0	0	0	0	0
Oct 13	at StL	W	1/0	0	0	0	0.0	0.0	1	20t	1	0	0	0
Oct 19	at Den	L	1/0	2	1	1	0.0	0.0	0	0	0	0	0	0
Nov 2	StL	L	1/0	0	0	0	0.0	0.0	0	0	0	0	0	0
Nov 9	at NO	W	1/0	0	0	0	0.0	0.0	0	0	0	0	0	0
Nov 16	at NYG	W	1/0	4	2	2	0.0	0.0	0	0	1	0	0	0
Nov 23	Was	W	1/0	0	0	0	0.0	0.0	0	0	0	0	0	0
Nov 27	Sea	L	1/0	0	0	0	0.0	0.0	0	0	0	0	0	0
Dec 7	at Oak	L	1/0	7	5	2	0.0	0.0	0	0	0	0	0	0
Dec 14	at Sea	L	1/1	4	3	1	0.0	0.0	0	0	1	0	0	0
Dec 20	SD	L	1/1	4	3	1	0.0	0.0	0	0	0	0	0	0
Dec 28	Arz	W	1/1	7	4	3	0.0	0.0	0	0	1	0	0	0
TOTALS			16/3	31	19	12	0.0	0.0	1	20t	6	0	0	0

2017 (San Francisco)

Date	Opp	W/L	P/S	Tot	Sol	Ast	Sk	Yds	Int	Yds	PD	FF	FR	Yds
Sep 10	Car	L	1/1	2	2	0	0.0	0.0	0	0	0	0	0	0
Sep 17	at Sea	L	1/1	4	2	2	0.0	0.0	0	0	0	0	0	0
Sep 21	LAR	L	1/1	3	2	1	0.0	0.0	0	0	0	0	0	0
Oct 1	at Arz	L	1/1	8	7	1	0.0	0.0	0	0	2	0	0	0
Oct 8	at Ind	L	1/1	9	8	1	0.0	0.0	0	0	0	0	0	0
Oct 15	at Was	L	1/1	3	2	1	0.0	0.0	0	0	1	0	0	0
Oct 22	Dal	L	1/1	6	6	0	0.0	0.0	0	0	0	0	0	0
Oct 29	at Phi	L	1/1	2	2	0	0.0	0.0	0	0	1	0	0	0
Nov 5	Arz	L	1/1	5	4	1	0.0	0.0	0	0	1	0	0	0
Nov 12	NYG	W	1/1	5	5	0	0.0	0.0	0	0	0	0	0	0
Nov 26	Sea	L	1/1	4	4	0	0.0	0.0	0	0	1	0	0	0
Dec 3	at Chi	W	1/1	1	1	0	0.0	0.0	0	0	0	0	0	0
Dec 10	at Hou	W	1/1	7	7	0	0.0	0.0	0	0	0	0	0	0
Dec 17	Ten	W	1/1	6	6	0	0.0	0.0	0	0	0	0	0	0
Dec 24	Jax	W	1/1	6	5	1	0.0	0.0	1	50	1	0	0	0
Dec 31	at LAR	W	1/1	5	5	0	0.0	0.0	0	0	0	0	0	0
TOTALS			16/16	76	68	8	0.0	0.0	1	50	7	0	0	0

2015 (San Francisco)

Date	Opp	W/L	P/S	Tot	Sol	Ast	Sk	Yds	Int	Yds	PD	FF	FR	Yds
Sep 14	Min	W	1/0	4	3	1	0.0	0.0	0	0	0	0	0	0
Sep 20	at Pit	L	1/0	1	1	0	0.0	0.0	0	0	0	0	0	0
Sep 27	at Arz	L	1/0	2	1	1	0.0	0.0	0	0	2	0	0	0
Oct 4	GB	L	1/0	0	0	0	0.0	0.0	0	0	0	0	0	0
Oct 11	at NYG	L	1/0	0	0	0	0.0	0.0	0	0	0	0	0	0
Oct 18	Bal	W	1/0	0	0	0	0.0	0.0	0	0	0	0	0	0
Oct 22	Sea	L	1/0	0	0	0	0.0	0.0	0	0	0	0	0	0
Nov 1	at StL	L	1/0	0	0	0	0.0	0.0	0	0	0	0	0	0
Nov 8	Atl	W	1/1	7	6	1	0.0	0.0	0	0	2	0	0	0
Nov 22	at Sea	L	1/0	2	1	1	0.0	0.0	0	0	0	0	0	0
Nov 29	Arz	L	1/0	3	2	1	0.0	0.0	0	0	0	0	0	0
Dec 6	at Chi	W	1/0	0	0	0	0.0	0.0	0	0	0	0	0	0
Dec 13	at Cle	L	1/0	1	0	1	0.0	0.0	0	0	0	0	0	0
Dec 20	Cin	L	1/0	1	1	0	0.0	0.0	0	0	0	0	0	0
Dec 27	at Det	L	1/1	5	4	1	0.0	0.0	0	0	1	0	0	0
Jan 3	StL	W	1/1	5	4	1	0.0	0.0	0	0	0	0	0	0
TOTALS			16/3	31	23	8	0.0	0.0	0	0	5	0	0	0

2018 (Seattle/Buffalo/Arizona)

Date	Opp	W/L	P/S	Tot	Sol	Ast	Sk	Yds	Int	Yds	PD	FF	FR	Yds
WITH SEA														
Sep 9	at Den	L	—	—	—	—	—	—	—	—	—	—	—	—
Sep 17	at Chi	L	—	—	—	—	—	—	—	—	—	—	—	—
Sep 23	Dal	W	—	—	—	—	—	—	—	—	—	—	—	—
RELEASED BY SEA ON 9/27														
SIGNED BY BUF ON 10/2														
Oct 7	Ten	W	—	—	—	—	—	—	—	—	—	—	—	—
Oct 14	at Hou	L	—	—	—	—	—	—	—	—	—	—	—	—
Oct 21	at Ind	L	1/0	0	0	0	0.0	0.0	0	0	0	0	0	0
Oct 29	NE	L	—	—	—	—	—	—	—	—	—	—	—	—
RELEASED BY BUF ON 10/30														
SIGNED BY ARZ ON 11/27														
Dec 2	at Chi	W	—	—	—	—	—	—	—	—	—	—	—	—
Dec 9	at Hou	W	—	—	—	—	—	—	—	—	—	—	—	—
Dec 16	Ten	W	—	—	—	—	—	—	—	—	—	—	—	—
RELEASED BY ARZ ON 12/18														
TOTALS			1/0	0	0	0	0.0	0.0	0	0	0	0	0	0

2016 (San Francisco)

Date	Opp	W/L	P/S	Tot	Sol	Ast	Sk	Yds	Int	Yds	PD	FF	FR	Yds
Sep 12	LAR	W	1/0	1	1	0	0.0	0.0	0	0	1	0	0	0
Sep 18	at Car	L	1/0	0	0	0	0.0	0.0	0	0	0	0	0	0
Sep 25	at Sea	L	1/0	0	0	0	0.0	0.0	0	0	0	0	0	0
Oct 2	Dal	L	1/0	0	0	0	0.0	0.0	0	0	0	0	0	0
Oct 6	Arz	L	1/0	0	0	0	0.0	0.0	0	0	0	0	0	0
Oct 16	at Buf	L	1/0	0	0	0	0.0	0.0	0	0	0	0	0	0
Oct 23	TB	L	1/0	0	0	0	0.0	0.0	0	0	0	0	0	0
Nov 6	NO	L	1/0	0	0	0	0.0	0.0	0	0	0	0	0	0
Nov 13	at Arz	L	1/0	1	1	0	0.0	0.0	0	0	0	0	0	0
Nov 20	NE	L	1/0	0	0	0	0.0	0.0	0	0	0	0	0	0
Nov 27	at Mia	L	1/0	2	1	1	0.0	0.0	0	0	0	0	0	0
Dec 4	at Chi	L	1/0	0	0	0	0.0	0.0	0	0	0	0	0	0
Dec 11	NYJ	L	1/0	2	2	0	0.0	0.0	0	0	0	0	0	0
Dec 18	at Atl	L	1/0	1	1	0	0.0	0.0	0	0	0	0	0	0
Dec 24	at LAR	W	—	—	—	—	—	—	—	—	—	—	—	—
Jan 1	Sea	L	1/0	4	4	0	0.0	0.0	0	0	2	0	0	0
TOTALS			15/0	11	10	1	0.0	0.0	0	0	3	0	0	0



93 D.J. JONES

DL

6-0 | 305 | MISSISSIPPI

1.19.95 | PIEDMONT, SC | 3RD YEAR | ACQUIRED D-6A IN '17

2019 HIGHLIGHTS

- Started all 11 games in which he appeared and registered single-season career-highs in tackles (23), sacks (2.0) and FFs (1) before being placed on the Injured Reserve List on 12/14.
- Sacked Panthers QB Kyle Allen for a 7-yd. loss vs. Car. (10/27), marking his 1st career sack. Also added a career-high 5 tackles.
- Brought down Seahawks QB Russell Wilson for a 7-yd. sack vs. Sea. (11/11), marking his 2nd sack of the season and 2nd of his career.
- Forced a Saints RB Alvin Kamara fumble at NO (12/8), marking the first FF of his career.

GOLDMINE

- Jones decided to pop the question to his girlfriend, Kayla Fannin, ahead of the San Francisco 49ers *Monday Night Football* contest against the Cleveland Browns. Fannin and family gathered on the sidelines for pregame photos when Jones distracted his girlfriend and dropped to a knee behind her. The emotional affair was featured on the video boards across Levi's® Stadium with the aid of teammate Solomon Thomas. "I was like 'let's do it on the field. I know some people you can talk to.' I told him 'Bro, this is your special day. You want to get it perfect,'" said Thomas. "We're going to go to the right people and get this done the right way." And he did."



- D.J.'s father, "Big Dave," owns a BBQ and catering business which is based around his two sauces, Big Dave's Texas Red and Big Dave's All-American Hawaiian Bold Gold. Big Dave cooked for over 200 members of the 49ers family, from players to coaches and staff along with their significant others as the team finished 2019 mini-camp.



JONES' GOLDEN NUGGETS

- Jones transferred to Ole Miss following two seasons (2013-14) at East Mississippi Community College (Scooba, MS), the school that was featured in the 2016 Netflix documentary "Last Chance U".
- After playing in every game of his junior season with the Rebels, Jones earned the Jeff Hamm Memorial Award as the Rebels' most improved defensive player in the spring of 2016.

JONES' GAME-BY-GAME

2019

Date	Opp	W/L	P/S	Tot	Sol	Ast	Sk	Yds	Int	Yds	PD	FF	FR	Yds
Sep 8	at TB	W	1/1	1	1	0	0.0	0	0	0	0	0	0	0
Sep 15	at Cin	W	1/1	0	0	0	0.0	0.0	0	0	0	0	0	0
Sep 22	Pit	W	1/1	3	3	0	0.0	0.0	0	0	0	0	0	0
Oct 7	Cle	W	1/1	0	0	0	0.0	0.0	0	0	0	0	0	0
Oct 13	at LAR	W	1/1	4	3	1	0.0	0.0	0	0	0	0	0	0
Oct 20	at Was	W	—	—	—	—	INACTIVE (Hamstring)	—	—	—	—	—	—	—
Oct 27	Car	W	1/1	5	4	1	1.0	10.0	0	0	0	0	0	0
Oct 31	at Arz	W	1/1	2	2	0	0.0	0.0	0	0	0	0	0	0
Nov 11	Sea	L	1/1	1	1	0	1.0	7.0	0	0	0	0	0	0
Nov 17	Arz	W	—	—	—	—	INACTIVE (Groin)	—	—	—	—	—	—	—
Nov 24	GB	W	1/1	4	4	0	0.0	0.0	0	0	0	0	0	0
Dec 1	at Bal	L	1/1	1	0	1	0.0	0.0	0	0	0	0	0	0
Dec 8	at NO	W	1/1	2	1	1	0.0	0.0	0	0	0	1	0	0

PLACED ON INJURED RESERVE (Ankle) ON 12/14

TOTALS 11/11 23 19 4 2.0 17.0 0 0 0 1 0 0

GOLDMINE (CONTINUED)

- NFL players had the opportunity to participate in the NFL's annual My Cause, My Cleats campaign during a designated home game between Weeks 13-15 of 2018. Jones and his teammates represented their respective causes with custom-designed cleats in an effort to raise awareness and funding. CityTeam offers help and hope to those in need with hot meals, shelter, life transformation programs, clothing, hygiene items, learning and career help, discovery Bible studies, and more.





GOLDMINE (CONTINUED)

- Prior to Week 2's matchup in Cincinnati during the 2019 season, the 49ers spent time in Youngstown, Ohio, where they participated in the Community Blitz. Jones and some of his teammates visited the Akron Children's hospital as players went from room to room to visit and meet some of the young patients.



- The 49ers worked alongside the humanitarian-relief organization Convoy of Hope on December 4, 2018, and hosted 1,500 guests in-need from Bay Area nonprofits and schools at Levi's® Stadium for a free holiday resource fair. Jones and his 49ers teammates distributed groceries, toys, books, shoes and other holiday offerings to the guests. The attendees also received haircuts, utilized health resources and took family portraits or professional headshots. Convoy of Hope is a nonprofit organization that directs children's feeding initiatives, hosts community outreach programs and provides disaster response resources to those in need in the Bay Area and throughout the world.



- Jones transferred to Ole Miss following two seasons (2013-14) at East Mississippi Community College (Scooba, MS), the school that was featured in the 2016 Netflix documentary "Last Chance U". During his two seasons in Scooba, Jones helped lead EMCC to a 24-0 record and back-to-back NJCAA National Championships. Prior to transferring, Jones was listed as the No. 3 junior college prospect in the country by 247sports.com and ESPN.com.
- Jones and his teammates joined Levi's in support of breast, colon and pediatric cancer warriors at the Crucial Catch Fashion Show presented by Dignity Health in October of 2018. 49ers players and cancer warriors took to the runway to show off their attire and share their stories of strength and courage with the audience.



- During the 2017 offseason, Jones took on the role of weatherman for FOX Carolina News. He even sounded the part, speaking of a hot day, "Drink water. Get some fluids in you."
- After transferring, Jones immediately became one of the strongest Rebels. According to NFL.com, he benched 440 pounds, squatted 650 pounds and had a max clean of 330 pounds when he finished his time at East Mississippi Community College.

JONES' CAREER STATISTICS

YEAR	TEAM	GP	GS	TACKLES					YDS	INTERCEPTIONS				PD	FUMBLES		
				TOT	SOL	AST	SACKS			INT	YDS	LG	TD		FF	FR	YDS
2017	SF	9	1	10	8	2	0.0	0.0	0	0	—	0	1	0	0	0	0
2018	SF	10	4	16	10	6	0.0	0.0	0	0	—	0	0	0	0	0	0
2019	SF	11	11	23	19	4	2.0	17.0	0	0	—	0	0	1	0	0	0
TOTALS		30	16	49	37	12	2.0	17.0	0	0	—	0	1	1	0	0	0

PLAYOFFS

YEAR	TEAM	TACKLES							INTERCEPTIONS					FUMBLES		
		GP	GS	TOT	SOL	AST	SACKS	YDS	INT	YDS	LG	TD	PD	FF	FR	YDS
2019	SF	—	—	—	—	—INJURED RESERVE (Ankle)			—	—	—	—	—	—	—	—
TOTALS		0	0	0	0	0	0.0	0.0	0	0	—	0	0	0	0	0

Milestones:

NFL Debut: vs. Car. (9/10/17); **First Start:** vs. Den. (12/9/18); **First Sack:** vs. Car. (10/27/19 — QB Kyle Allen)

JONES' CAREER HIGHS

Total Tackles: Regular Season — 5 vs. Car. (10/27/19)

Solo: Regular Season — 4 (3 times) Last vs. GB (11/24/19)

Assists: Regular Season — 2 (2 times) Last vs. Den. (12/9/18)

Passes Defensed: Regular Season — 1 at Sea. (9/17/17)

Sacks: Regular Season — 1.0 (2 times) Last vs. Sea. (11/11/19)

Forced Fumbles: Regular Season — 1 at NO (12/8/19)

JONES' TRANSACTIONS

Originally the first of two 6th-round (198th overall) draft choices by SF in 2017...Placed on the Injured Reserve List on 12/14/19.



2018

- Saw action in 10 games and registered a career high in starts (4) and tackles (16).
- Made his first career start vs. Den. (12/9) and tied his career high with 4 tackles.

2017

- Played in 9 games and registered 10 tackles, including a career-high 4 tackles vs. Dal. (10/22).

COLLEGE

In two seasons at Ole Miss, played in 25 games (15 starts) and registered 70 tackles, 6.0 sacks, 8.5 TFLs, 1 INT, 1 FF, 1 FR and 1 PD. In 2016, started all 12 games and tallied 30 tackles, 2.0 sacks, 3.0 TFLs, 1 INT and 1 FR. As a junior, played in 13 games (3 starts) and notched 40 tackles, 4.0 sacks, 5.5 TFLs and 1 FF. Began his collegiate career at East Mississippi Community College in Scooba, MS. A two-year starter, helped guide East Mississippi to a 24-0 record and two NJCAA national championships. As a sophomore, earned MACJC all-region and all-state honors. Played in 12 games and recorded 29 tackles, 4.0 sacks, 8.5 TFLs and 2 FFs. In 2013, played in 12 games and registered 49 tackles, 8.0 sacks, 5.0 TFLs and 1 FF.

PERSONAL

- Attended Wren (Piedmont, SC) HS, and was a Shrine Bowl of the Carolinas participant as a senior.
- Also played basketball and threw discus and shot put on the track & field team.
- Born David Oliver Jones (1/19/95) in Piedmont, SC.
- Majored in general studies.

INJURY REPORT

2017: Inactive vs. Arz. (11/5) with a knee injury.

2019: Inactive at Was. (10/20) with a hamstring injury. Inactive vs. Arz. (11/17) with a groin injury. Placed on the Injured Reserve List on 12/14 with an ankle injury.

JONES' GAME-BY-GAME

2017

Date	Opp	W/L	P/S	Tot	Sol	Ast	Sk	Yds	Int	Yds	PD	FF	FR	Yds
Sep 10	Car	L	1/0	1	1	0	0.0	0.0	0	0	0	0	0	0
Sep 17	at Sea.	L	1/0	1	1	0	0.0	0	0	0	1	0	0	0
Sep 21	LAR	L	1/0	0	0	0	0.0	0	0	0	0	0	0	0
Oct 1	at Arz	L	1/0	0	0	0	0.0	0	0	0	0	0	0	0
Oct 8	at Ind	L	1/0	2	0	2	0.0	0	0	0	0	0	0	0
Oct 15	at Was	L	1/0	2	2	0	0.0	0	0	0	0	0	0	0
Oct 22	Dal	L	1/0	4	4	0	0.0	0	0	0	0	0	0	0
Oct 29	at Phi	L	1/0	0	0	0	0.0	0	0	0	0	0	0	0
Nov 5	Arz	L	—	—	—	—	INACTIVE (Knee)	—	—	—	—	—	—	—
Nov 12	NYG	W	1/0	0	0	0	0.0	0	0	0	0	0	0	0
Nov 26	Sea	L	—	—	—	—	INACTIVE	—	—	—	—	—	—	—
Dec 3	at Chi	W	—	—	—	—	INACTIVE	—	—	—	—	—	—	—
Dec 10	at Hou	W	—	—	—	—	INACTIVE	—	—	—	—	—	—	—
Dec 17	Ten	W	—	—	—	—	INACTIVE	—	—	—	—	—	—	—
Dec 24	Jax	W	—	—	—	—	INACTIVE	—	—	—	—	—	—	—
Dec 31	at LAR	W	—	—	—	—	INACTIVE	—	—	—	—	—	—	—
TOTALS			9/0	10	8	2	0.0	0	0	0	1	0	0	0

2018

Date	Opp	W/L	P/S	Tot	Sol	Ast	Sk	Yds	Int	Yds	PD	FF	FR	Yds
Sep 9	at Min	L	1/0	2	2	0	0.0	0.0	0	0	0	0	0	0
Sep 16	Det	W	1/0	0	0	0	0.0	0.0	0	0	0	0	0	0
Sep 23	at KC	L	1/0	1	0	1	0.0	0.0	0	0	0	0	0	0
Sep 30	at LAC	L	1/0	1	0	1	0.0	0.0	0	0	0	0	0	0
Oct 7	Arz	L	—	—	—	—	INACTIVE	—	—	—	—	—	—	—
Oct 15	at GB	L	—	—	—	—	INACTIVE	—	—	—	—	—	—	—
Oct 21	LAR	L	—	—	—	—	INACTIVE	—	—	—	—	—	—	—
Oct 28	at Arz	L	—	—	—	—	INACTIVE	—	—	—	—	—	—	—
Nov 1	Oak	W	1/0	0	0	0	0.0	0	0	0	0	0	0	0
Nov 12	NYG	L	1/0	0	0	0	0.0	0	0	0	0	0	0	0
Nov 25	at TB	L	—	—	—	—	INACTIVE	—	—	—	—	—	—	—
Dec 2	at Sea	L	—	—	—	—	INACTIVE	—	—	—	—	—	—	—
Dec 9	Den	W	1/1	4	2	2	0.0	0	0	0	0	0	0	0
Dec 16	Sea	W	1/1	2	1	1	0.0	0	0	0	0	0	0	0
Dec 23	Chi	L	1/1	3	2	1	0.0	0	0	0	0	0	0	0
Dec 30	at LAR	L	1/1	3	3	0	0.0	0	0	0	0	0	0	0
TOTALS			10/4	16	10	6	0.0	0	0	0	0	0	0	0



44 KYLE JUSZCZYK

FB

6-1 | 235 | HARVARD

4.23.91 | LODI, OH | 7TH YEAR | ACQUIRED FA '17

AWARDS & HONORS

2016: AFC Pro Bowl

2017: Bill Walsh Award, NFC Pro Bowl, 49ers Community Relations Youth Football Award

2018: NFC Pro Bowl

2019: NFC Pro Bowl

CAREER HIGHLIGHTS

- Led all NFL FBs in 2015 after registering career highs in repts. (41), rec. yds. (321) and rec. TDs (4) for a Ravens offense that set a single-season team-record in net passing yds. (4,271).
- In 2016, finished with 37 repts. for 266 yds. and was selected to his 1st career Pro Bowl.



2019 HIGHLIGHTS

- Started all 12 games in which he appeared and recorded 20 repts. for 239 yds. and 1 TD. Also started all 3 postseason games and registered 3 repts. for 39 yds. and 1 TD.
- Registered a career-high 7 repts. for 63 yds. vs. Arz. (11/17).
- Recovered a Falcons RB Kenjon Barner fumble vs. Atl. (12/15), marking his 2nd career special teams FR. The takeaway led to his 2-yd. TD repts. two plays later, his 1st of the season and 8th of his career.
- Registered 3 repts. for 39 yds. and 1 TD at KC (2/2/20 - SB). According to ESPN Stats & Info, became the first FB since 49ers FB William Floyd in Super Bowl XXIX to register a rec. TD. According to NFL Research, he is the 7th FB to score a TD in a Super Bowl and the first since FB Mike Alstott in Super Bowl XXXVII.

GOLDMINE

- NFL players had the opportunity to participate in the NFL's annual My Cause, My Cleats campaign during Week 14 of the 2019 season. Juszczyk and his teammates represented their respective causes with custom-designed cleats in an effort to raise awareness and funding. Juszczyk represented the Breast Cancer Research Foundation, saying, "I play to honor my wife's mother, Virginia."
- Juszczyk often promotes PLAY 60, the NFL's movement to get children active for at least 60 minutes a day. In 2013, he participated in a PLAY 60 Challenge kickoff assembly at Essex (MD) Elementary School.



JUSZCZYK'S GOLDEN NUGGETS

- His last name is pronounced YOOZ-check.
- Named the recipient of the 2017 Bill Walsh Award, which was established in 2004 in honor of San Francisco's Hall of Fame Head Coach. The award, which is voted on by the coaching staff, is given to the 49er who has best represented the standard of professional excellence established by Walsh. Walsh served as the team's head coach for 10 seasons from 1979-88. In that time, he compiled a record of 102-63-1 and led the team to three Super Bowls. He was twice named Coach of the Year (1981, 1984) and was later named Coach of the Decade for the 1980s.
- Each offseason, Juszczyk likes to build at least one piece of furniture with his hands. His most recent piece of furniture assembled was a farmhouse-style kitchen table.
- In search of his favorite pregame meal, Juszczyk settled on filet mignon with sweet potatoes and spaghetti with scrambled eggs, a meal he describes as, "The perfect combination of protein and the right carbs before a game."
- His great uncle, Rich "Dickie" Moore, played DT at Villanova University before being selected by the Green Bay Packers in the first round (12th overall) of the 1969 NFL Draft.

JUSZCZYK'S GAME-BY-GAME

2019

Date	Opp	W/L	P/S	Rsh	Yds	Avg	Lg	TD	Rec	Yds	TD
Sep 8	at TB	W	1/1	0	0	—	—	0	0	0	0
Sep 15	at Cin	W	1/1	1	6	6.0	6	0	1	5	0
Sep 22	Pit	W	1/1	0	0	—	—	0	3	51	0
Oct 7	Cle	W	1/1	0	0	—	—	0	2	20	0
Oct 13	at LAR	W	—	—	—	—	—	—	—	—	—
Oct 20	at Was	W	—	—	—	—	—	—	—	—	—
Oct 27	Car	W	—	—	—	—	—	—	—	—	—
Oct 31	at Arz	W	—	—	—	—	—	—	—	—	—
Nov 11	Sea	L	1/1	0	0	—	—	0	0	0	0
Nov 17	Arz	W	1/1	0	0	—	—	0	7	63	0
Nov 24	GB	W	1/1	0	0	—	—	0	0	0	0
Dec 1	at Bal	L	1/1	0	0	—	—	0	0	0	0
Dec 8	at NO	W	1/1	0	0	—	—	0	3	22	0
Dec 15	Atl	L	1/1	2	1	0.5	2	0	2	6	1
Dec 21	LAR	W	1/1	0	0	—	—	0	1	23	0
Dec 29	at Sea	W	1/1	0	0	—	—	0	1	49	0
TOTALS			12/12	3	7	2.3	6	0	20	239	1

2019 Postseason

Date	Opp	W/L	P/S	Rsh	Yds	Avg	Lg	TD	Rec	Yds	TD
Jan 11	Min	W	1/1	0	0	—	—	0	0	0	0
Jan 19	GB	W	1/1	0	0	—	—	0	0	0	0
Feb 2	at KC	L	1/1	0	0	—	—	0	3	39	1
TOTALS			3/3	0	0	—	—	0	3	39	1



GOLDMINE (CONTINUED)

- NFL players had the opportunity to participate in the NFL's annual My Cause, My Cleats campaign during a designated home game between Weeks 13-15 of 2018. Juszczyk and his teammates represented their respective causes with custom-designed cleats in an effort to raise awareness and funding. The Crohn's & Colitis Foundation is a volunteer-fueled organization dedicated to finding cures for Crohn's disease and ulcerative colitis, and improving the quality of life of children and adults affected by these diseases.



- During all Week 13 games in 2017, NFL players had the chance to share the causes that are important to them as part of the NFL's My Cause, My Cleats campaign. "It's not how you act in public that determines your character, but rather how you act when no one is looking," said Juszczyk.



- In 2015, Juszczyk hosted the inaugural Juice's Future All-Stars Camp in Burbank, OH, with all proceeds donated to benefit Crohn's disease research.



JUSZCZYK'S CAREER STATISTICS

YEAR	TEAM	GP	GS	ATT	RUSHING				NO	RECEIVING			
					YDS	AVG	LG	TD		YDS	AVG	LG	TD
2013	BAL	16	0	0	0	—	—	0	0	0	—	—	0
2014	BAL	16	14	0	0	—	—	0	19	182	9.6	33	1
2015	BAL	16	11	2	3	1.5	2	0	41	321	7.8	39	4
2016	BAL	16	7	5	22	4.4	10t	1	37	266	7.2	40	0
2017	SF	14	10	7	31	4.4	12	0	33	315	9.5	44	1
2018	SF	16	14	8	30	3.8	12	0	30	324	10.8	56	1
2019	SF	12	12	3	7	2.3	6	0	20	239	12.0	27	1
TOTALS		106	68	25	93	3.7	12	1	180	1,647	9.2	56	8

PLAYOFFS

YEAR	TEAM	GP	GS	ATT	RUSHING				NO	RECEIVING			
					YDS	AVG	LG	TD		YDS	AVG	LG	TD
2014	BAL	2	1	0	0	—	—	0	6	45	7.5	11	0
2019	SF	3	3	0	0	—	—	0	3	39	13.0	15t	1
TOTALS		5	4	0	0	—	—	0	9	84	9.3	15t	1

Additional Statistics:

Fumbles – Lost – 6–6: 2014 (2–2); 2017 (2–2); 2018 (2–2)

Special Teams Tackles: Regular Season – 16: 2013 (5); 2014 (3); 2015 (1); 2016 (3); 2017 (3); 2018 (1) **Postseason – 4:** 2014 (4)

Special Teams Fumble Recoveries – 2: 2013 (1); 2019 (1)

Kick Returns – 5: 2013 (2); 2014 (2); 2015 (1)

Kick Return Yards – 52: 2013 (17); 2014 (28); 2015 (7)

Tackles – 2: 2018 (2)

Milestones:

NFL Debut: at Den. (9/5/13); **First Start:** vs. Cin. (9/7/14); **First Reception:** Regular Season – at Cle. (9/21/14 – 9–yd. TD pass from QB Joe Flacco);

Postseason – at Pit. (1/3/15 – 7–yd. pass from QB Joe Flacco); **First TD Reception:** Regular Season – at Cle. (9/21/14 – 9–yd. TD pass from QB Joe Flacco);

Postseason – at KC (2/2/20 – 15–yd. TD pass from QB Jimmy Garoppolo); **First Rushing TD:** at Pit. (12/25/16); **100th Reception:** vs. LAR (9/21/17 – 34–yd. pass from QB Brian Hoyer)

JUSZCZYK'S CAREER HIGHS

Rushes: Regular Season – 2 (4 times) Last vs. Atl. (12/15/19)

Rushing Yards: Regular Season – 15 at Pit. (12/25/16)

Long Rush: Regular Season – 12 (2 times) Last vs. Arz. (10/7/18)

Rushing TDs: Regular Season – 1 at Pit. (12/25/16)

Receptions: Regular Season – 7 vs. Arz. (11/17/19); Postseason – 4 at NE (1/10/15)

Receiving Yards: Regular Season – 76 vs. Jax. (12/24/17); Postseason – 39 at KC (2/2/20)

Long Reception: Regular Season – 56 at Min. (9/9/18); Postseason – 15t at KC (2/2/20)

TD Receptions: Regular Season – 1 (8 times) Last vs. Atl. (12/15/19); Postseason – 1 at KC (2/2/20)

JUSZCZYK'S TRANSACTIONS

Originally a 4th–round (130th overall) draft choice by Bal. in 2013...Signed a four–year deal with SF on 3/10/17.



2018 (SAN FRANCISCO)

- Earned Pro Bowl honors for the 3rd consecutive season after appearing in all 16 games (14 starts) and recording 30 receptions for a career-high 324 rec. yds. and 1 rec. TD, along with 8 rushes for 30 yds.
- Connected on a career-long 56-yd. recept. from QB Jimmy Garoppolo at Min. (9/9).
- Caught a 35-yd. TD recept. from QB Jimmy Garoppolo at KC (9/23). It marked his first TD recept. of the year and the longest TD recept. of his career.
- Tied his career-high with 6 receptions for 75 yds. and also tied his career-long with a 12-yd. run vs. Arz. (10/7).

2017 (SAN FRANCISCO)

- Played in 14 games (10 starts) and set then-career-highs in rushing atts. (7) and rushing yds. (31), while adding 33 receptions for 315 yds. and 1 TD.
- Notched a 34-yd. recept. vs. LAR (9/21), marking the 100th recept. of his career.
- Hauled in a 6-yd. TD pass from QB Brian Hoyer at Ind. (10/8), marking his 1st TD recept. of the season and 1st since 1/3/16 at Cin.
- Registered a career-long 44-yd. recept. and set a single-game career-high with 76 rec. yds. vs. Jax. (12/24). His previous career-high was 64 rec. yds. at Hou. (12/10/17).

2016 (BALTIMORE)

- Appeared in all 16 games for the 4th consecutive season. Registered 37 receptions for 266 yds.
- Made his 1st Pro Bowl appearance.
- Set single-game career highs in both receptions (6) and rec. yds. (56) vs. Oak. (10/2).

2015 (BALTIMORE)

- Led all FBs in 2015 after registering career highs in receptions (41), rec. yds. (321) and rec. TDs (4) for a Ravens offense that set a single-season team-record in net passing yds. (4,271).
- Scored his 2nd career TD on an 8-yard recept. from Ravens QB Joe Flacco vs. Cle. (10/11).
- Caught a career-long 39-yd. recept. in the Ravens 29-26 victory vs. SD (11/1).
- Finished with 2 receptions for 18 yds. and 1 TD at Cin. (1/3/16), marking his 5th career rec. TD.

2014 (BALTIMORE)

- Started a career-high 14 games and registered 19 receptions for 182 yds. and 1 TD. Also helped the Ravens establish franchise single-season records in yds. (5,838) and points scored (409).
- Appeared in both postseason contests (one start) and had 6 receptions for 45 yds.
- Made his 1st career start vs. Cin. (9/7).
- Registered postseason career highs in receptions (4) and rec. yds. (29) at NE (1/10/15) (AFC-D). Also helped Ravens RB Justin Forsett rush for 129 yds., the 3rd most in Ravens postseason history.

2013 (BALTIMORE)

- Appeared in all 16 games as a rookie, where he finished with 5 tackles and 1 FR on special teams.

COLLEGE

Finished his career with 125 receptions for 1,576 yds. (12.6 avg.) and 22 TDs. Left Harvard as the school's all-time leader in each category. Earned Associated Press First-Team All-America honors as a senior in 2012 after leading the team with 52 receptions for 706 yds. and 8 TDs. As a junior, led all Ivy League TEs and Harvard receivers with 37 receptions for 512 yds. and 7 TDs, earning First-Team All-Ivy League honors. In 2010, finished with 25 receptions for 234 yds. and a team-high 4 TDs. Appeared in all 10 games as a freshman, as he registered 11 receptions for 124 yds. and 3 TDs.

PERSONAL

- Earned first-team All-Suburban League and All-Medina County honors as a junior and senior at Cloverleaf (Lodi, OH) HS. Played LB, QB, RB, TE and WR during his time at Cloverfield.
- Saw action at LB, QB, RB, TE and WR in high school. He also played basketball and competed in track & field throwing events.
- Participated in the Ohio Math League in high school.
- Enjoys fishing and playing cards in his free time.
- Graduated with a bachelor's degree in economics from Harvard University.
- Born Kyle Juszczak (4/23/91) in Lodi, OH.
- Married the former Kristin Arceri in July of 2019. Kristin is the founder of ORIGIN, an online women's clothing boutique.

INJURY REPORT

2017: Inactive at Was. (10/15) and vs. Dal. (10/22) with a back injury.

2019: Inactive at 4 games [at LAR (10/13), at Was. (10/20), vs. Car. (10/27) and at Arz. (10/31)] with a knee injury.



JUSZCZYK'S GAME-BY-GAME

2013 (Baltimore)

Date	Opp	W/L	P/S	Rsh	Yds	Avg	Lg	TD	Rec	Yds	TD
Sep 5	at Den	L	1/0	0	0	—	—	0	0	0	0
Sep 15	Cle	W	1/0	0	0	—	—	0	0	0	0
Sep 22	Hou	W	1/0	0	0	—	—	0	0	0	0
Sep 29	at Buf	L	1/0	0	0	—	—	0	0	0	0
Oct 6	at Mia	W	1/0	0	0	—	—	0	0	0	0
Oct 13	GB	L	1/0	0	0	—	—	0	0	0	0
Oct 20	at Pit	L	1/0	0	0	—	—	0	0	0	0
Nov 3	at Cle	L	1/0	0	0	—	—	0	0	0	0
Nov 10	Cin	W	1/0	0	0	—	—	0	0	0	0
Nov 17	at Chi	L	1/0	0	0	—	—	0	0	0	0
Nov 24	NYJ	W	1/0	0	0	—	—	0	0	0	0
Nov 28	Pit	W	1/0	0	0	—	—	0	0	0	0
Dec 8	Min	W	1/0	0	0	—	—	0	0	0	0
Dec 16	at Det	W	1/0	0	0	—	—	0	0	0	0
Dec 22	NE	L	1/0	0	0	—	—	0	0	0	0
Dec 29	at Cin	L	1/0	0	0	—	—	0	0	0	0
TOTALS			16/0	0	0	—	—	0	0	0	0

2016 (Baltimore)

Date	Opp	W/L	P/S	Rsh	Yds	Avg	Lg	TD	Rec	Yds	TD
Sep 11	Buf	W	1/1	1	2	2.0	2	0	2	21	0
Sep 18	at Cle	W	1/0	0	0	—	—	0	1	8	0
Sep 25	at Jax	W	1/1	0	0	—	—	0	1	2	0
Oct 2	Oak	L	1/0	0	0	—	—	0	6	56	0
Oct 9	Was	L	1/1	0	0	—	—	0	3	20	0
Oct 16	at NYG	L	1/1	0	0	—	—	0	4	25	0
Oct 23	at NYJ	L	1/0	0	0	—	—	0	1	2	0
Nov 6	Pit	W	1/0	1	2	2.0	2	0	0	0	0
Nov 10	Cle	W	1/1	1	3	3.0	3	0	2	4	0
Nov 20	at Dal	L	1/0	0	0	—	—	0	3	32	0
Nov 27	Cin	W	1/0	0	0	—	—	0	3	18	0
Dec 4	Mia	W	1/0	0	0	—	—	0	1	6	0
Dec 12	at NE	L	1/1	0	0	—	—	0	3	46	0
Dec 18	Phi	W	1/0	0	0	—	—	0	3	15	0
Dec 25	at Pit	L	1/1	2	15	7.5	10t	1	2	10	0
Jan 1	at Cin	L	1/0	0	0	—	—	0	2	1	0
TOTALS			16/7	5	22	4.4	10t	1	37	266	0

2014 (Baltimore)

Date	Opp	W/L	P/S	Rsh	Yds	Avg	Lg	TD	Rec	Yds	TD
Sep 7	Cin	L	1/1	0	0	—	—	0	0	0	0
Sep 11	Pit	W	1/0	0	0	—	—	0	0	0	0
Sep 21	at Cle	W	1/1	0	0	—	—	0	3	54	1
Sep 28	Car	W	1/1	0	0	—	—	0	2	8	0
Oct 5	at Ind	L	1/1	0	0	—	—	0	0	0	0
Oct 12	at TB	W	1/1	0	0	—	—	0	2	29	0
Oct 19	Atl	W	1/1	0	0	—	—	0	1	4	0
Oct 26	at Cin	L	1/1	0	0	—	—	0	1	21	0
Nov 2	at Pit	L	1/1	0	0	—	—	0	1	12	0
Nov 9	Ten	W	1/1	0	0	—	—	0	3	26	0
Nov 24	at NO	W	1/1	0	0	—	—	0	3	21	0
Nov 30	SD	L	1/1	0	0	—	—	0	0	0	0
Dec 7	at Mia	W	1/0	0	0	—	—	0	2	3	0
Dec 14	Jax	W	1/1	0	0	—	—	0	1	4	0
Dec 21	at Hou	L	1/1	0	0	—	—	0	0	0	0
Dec 28	Cle	W	1/1	0	0	—	—	0	0	0	0
TOTALS			16/14	0	0	—	—	0	19	182	1

2017 (San Francisco)

Date	Opp	W/L	P/S	Rsh	Yds	Avg	Lg	TD	Rec	Yds	TD
Sep 10	Car	L	1/1	1	0	0.0	0	0	2	17	0
Sep 17	at Sea	L	1/1	0	0	—	—	0	0	0	0
Sep 21	LAR	L	1/1	0	0	—	—	0	1	34	0
Oct 1	at Arz	L	1/1	1	8	8.0	8	0	3	15	0
Oct 8	at Ind	L	1/0	1	3	3.0	3	0	2	14	1
Oct 15	at Was	L	—	INACTIVE (Back)							
Oct 22	Dal	L	—	INACTIVE (Back)							
Oct 29	at Phi	L	1/0	1	12	12.0	12	0	0	0	0
Nov 5	Arz	L	1/0	1	5	5.0	5	0	1	5	0
Nov 12	NYG	W	1/1	1	0	0.0	0	0	5	27	0
Nov 26	Sea	L	1/1	0	0	—	—	0	2	8	0
Dec 3	at Chi	W	1/1	1	3	3.0	3	0	3	20	0
Dec 10	at Hou	W	1/1	0	0	—	—	0	3	64	0
Dec 17	Ten	W	1/1	0	0	—	—	0	2	16	0
Dec 24	Jax	W	1/0	0	0	—	—	0	5	76	0
Dec 31	at LAR	W	1/1	0	0	—	—	0	4	19	0
TOTALS			14/10	7	31	4.4	12	0	33	315	1

2014 Postseason (Baltimore)

Date	Opp	W/L	P/S	Rsh	Yds	Avg	Lg	TD	Rec	Yds	TD
Jan 3	at Pit	W	1/1	0	0	—	—	0	2	16	0
Jan 10	at NE	L	1/0	0	0	—	—	0	4	29	0
TOTALS			2/1	0	0	—	—	0	6	45	0

2015 (Baltimore)

Date	Opp	W/L	P/S	Rsh	Yds	Avg	Lg	TD	Rec	Yds	TD
Sep 13	at Den	L	1/1	0	0	—	—	0	4	17	0
Sep 20	at Oak	L	1/0	0	0	—	—	0	1	11	0
Sep 27	Cin	L	1/1	0	0	—	—	0	2	11	0
Oct 1	at Pit	W	1/0	0	0	—	—	0	1	3	0
Oct 11	Cle	L	1/0	0	0	—	—	0	3	31	1
Oct 18	at SF	L	1/1	0	0	—	—	0	2	22	0
Oct 26	at Arz	L	1/1	0	0	—	—	0	4	15	1
Nov 1	SD	W	1/1	0	0	—	—	0	1	39	0
Nov 15	Jax	L	1/0	0	0	—	—	0	5	47	0
Nov 22	StL	W	1/1	2	3	1.5	2	0	3	10	0
Nov 30	at Cle	W	1/1	0	0	—	—	0	2	18	0
Dec 6	at Mia	L	1/1	0	0	—	—	0	1	—2	0
Dec 13	Sea	L	1/1	0	0	—	—	0	0	0	0
Dec 20	KC	L	1/1	0	0	—	—	0	5	26	1
Dec 27	Pit	W	1/0	0	0	—	—	0	5	55	0
Jan 3	at Cin	L	1/1	0	0	—	—	0	2	18	1
TOTALS			16/11	2	3	1.5	2	0	41	321	4

2018 (San Francisco)

Date	Opp	W/L	P/S	Rsh	Yds	Avg	Lg	TD	Rec	Yds	TD
Sep 9	at Min	L	1/1	0	0	—	—	0	1	56	0
Sep 16	Det	W	1/1	0	0	—	—	0	3	13	0
Sep 23	at KC	L	1/1	0	0	—	—	0	2	38	1
Sep 30	at LAC	L	1/1	0	0	—	—	0	2	15	0
Oct 7	Arz	L	1/1	1	12	12.0	12	0	6	75	0
Oct 15	at GB	L	1/1	0	0	—	—	0	3	30	0
Oct 21	LAR	L	1/1	1	—5	—5.0	—5	0	2	18	0
Oct 28	at Arz	L	1/1	2	10	5.0	6	0	0	0	0
Nov 1	Oak	W	1/1	1	1	1.0	1	0	2	10	0
Nov 12	NYG	L	1/0	1	3	3.0	3	0	2	10	0
Nov 25	at TB	L	1/1	0	0	—	—	0	0	0	0
Dec 2	at Sea	L	1/0	0	0	—	—	0	3	20	0
Dec 9	Den	W	1/1	0	0	—	—	0	2	21	0
Dec 16	Sea	W	1/1	0	0	—	—	0	1	3	0
Dec 23	Chi	L	1/1	0	0	—	—	0	0	0	0
Dec 30	at LAR	L	1/1	2	9	4.5	9	0	1	15	0
TOTALS			16/14	8	30	3.8	12	0	30	324	1



85

TE

GEORGE KITTLE

6-4 | 250 | IOWA

10.9.93 | NORMAN, OK | 3RD YEAR | ACQUIRED D-5A IN '17

AWARDS & HONORS

2018: AP Second-Team All-Pro, PFWA NFL Most Improved Player, PFWA All-NFC Team, Bill Walsh Award, NFC Pro Bowl, Veteran Community Service Award

2019: AP First-Team All-Pro, PFWA All-NFL Team, PFWA All-NFC Team, Len Eshmont Award, NFC Pro Bowl



2019 HIGHLIGHTS

- Started all 14 games in which he appeared and registered 85 recpts. for 1,053 yds. and tied his single-season career-high 5 TDs. Also added a single-season career-high 5 carries for 22 yds. Started all 3 postseason games and notched 8 recpts. for 71 yds.
- Registered 3 recpts. for 54 yds. at Cin (9/15). With 54 rec. yds. on the day, he reached 2,000 career rec. yds. in 33 career regular season games, which ranks t-3rd in NFL history as the fastest TE to reach 2,000-or-more career rec. yds.
- Registered 6 recpts. for 70 yds. and 1 TD vs. Cle. (10/7). He also had 1 carry for 18 yds., marking the longest rush of his career.
- Tallied 8 recpts. for 103 yds. (12.9 avg.) at LAR (10/13). It marked his first 100-yd. game of the season.
- Ended the game at Arz.(10/31) with 6 recpts. for 79 yds. and 1 TD.
- Registered 6 recpts. for a season-high 129 yds. and 1 TD vs. GB (11/24). His 61-yd. TD recpt. is his longest recpt. of the season. It marked his 7th career 100-yd. game and 2nd this season.
- Registered 6 recpts. for 67 yds. and 1 TD at NO (12/8). On 4th-and-2, with 0:39 seconds left in the game, he hauled in a short pass from Garoppolo and rumbled 39 yards down the sideline, helping to set up the game-winning FG.
- Registered a career-high 13 recpts. for 134 yds. vs. Atl. (12/15). His 13 recpts. tied the franchise record for most recpts. by a TE in a single game [TE Eric Johnson - 13 recpts. for 162 yds. and 1 TD vs. Arz. (10/10/04)]. His 13 recpts. were t-4th in franchise history.

FEWEST GAMES TO 2,000 REC. YDS. BY A TE, NFL HISTORY

Player	Games
1. Mike Ditka	30
2. Kellen Winslow Sr.	31
3t. George Kittle	33
Dave Kocourek	33
5. Rob Gronkowski	34

MOST RECPTS. IN A GAME, FRANCHISE HISTORY

Player	Game	Rec
1. Terrell Owens	vs. Chi. (12/17/00)	20
2. Jerry Rice	vs. LAR (11/20/94)	16
3. Jerry Rice	vs. Min. (12/18/95)	14
4t. George Kittle	vs. Atl. (12/15/19)	13
Anquan Boldin	vs. GB (9/8/13)	13
Eric Johnson	vs. Arz. (10/10/04)	13
Terrell Owens	vs. Phi. (11/25/02)	13
Jerry Rice	at Atl. (10/14/90)	13

- Registered 5 recpts. for 79 yds. and 1 TD vs. LAR (12/21). His 7-yd. TD recpt. is his 5th on the season and 12th of his career.

KITTLE'S GOLDEN NUGGETS

- In 2019, was the recipient of the 49ers Len Eshmont Award, which is voted on by the players and is given to the 49er who best exemplifies the inspirational and courageous play of Len Eshmont, an original member of the 1946 49ers team.
- Named the recipient of the 2018 Bill Walsh Award, which was established in 2004 in honor of San Francisco's Hall of Fame Head Coach. The award, which is voted on by the coaching staff, is given to the 49er who has best represented the standard of professional excellence established by Walsh. Walsh served as the team's head coach for 10 seasons from 1979-88. In that time, he compiled a record of 102-63-1 and led the team to three Super Bowls. He was twice named Coach of the Year (1981, 1984) and was later named Coach of the Decade for the 1980s.
- His father, Bruce, was an offensive lineman at Iowa where he played in the 1982 Rose Bowl before suffering a career-ending injury in training camp with the Washington Redskins in 1982. Following his football career, Bruce went on to become an assistant coach at Oklahoma University (2010-12).
- Following more than five years as a criminal defense attorney, Bruce Kittle is currently the offensive line coach at Lipscomb Academy (Nashville, TN) HS, under former 49ers QB Trent Dilfer.
- Bruce writes George a letter prior to each game he plays that he reads on the bus on the way to the stadium.

KITTLE'S GAME-BY-GAME

2019

Date	Opp	W/L	P/S	Rec	Yds	Avg	Lg	TD
Sep 8	at TB	W	1/1	8	54	6.8	19	0
Sep 15	at Cin	W	1/1	3	54	18.0	36	0
Sep 22	Pit	W	1/1	6	57	9.5	12	0
Oct 7	Cle	W	1/1	6	70	11.7	22t	1
Oct 13	at LAR	W	1/1	8	103	12.9	45	0
Oct 20	at Was	W	1/1	3	38	12.7	16	0
Oct 27	Car	W	1/1	6	86	14.3	29	0
Oct 31	at Arz	W	1/1	6	79	13.2	30t	1
Nov 11	Sea	L	—	—	—	—	—	—
Nov 17	Arz	W	—	—	—	—	—	—
Nov 24	GB	W	1/1	6	129	21.5	61t	1
Dec 1	at Bal	L	1/1	2	17	8.5	13	0
Dec 8	at NO	W	1/1	6	67	11.2	39	1
Dec 15	Atl	L	1/1	13	134	10.3	21	0
Dec 21	LAR	W	1/1	5	79	15.8	36	1
Dec 29	at Sea	W	1/1	7	86	12.3	26	0
TOTALS			14/14	85	1,053	12.4	61t	5

2019 Postseason

Date	Opp	W/L	P/S	Rec	Yds	Avg	Lg	TD
Jan 11	Min	W	1/1	3	16	5.3	11	0
Jan 19	GB	W	1/1	1	19	19.0	19	0
Feb 2	at KC	L	1/1	4	36	9.0	12	0
TOTALS			3/3	8	71	8.9	19	0



CAREER HIGHLIGHTS

- Is the 5th player and 1st TE in franchise history to record multiple 1,000-yd. seasons (2018-19).
- Set an NFL record for most rec. yds. (1,377) in a season by a TE in 2018.
- Since the start of the 2017 season, he has registered 216 receipts. for 2,945 yds. and 12 TDs. His 2,945 rec. yds. are the most by a TE through his first 3 seasons in NFL history.
- Since entering the league in 2017, Kittle ranks 2nd in the NFL in rec. yds. among all TEs.

MOST 1,000 YD. SEASONS, FRANCHISE HISTORY

Player	Seasons
1. Jerry Rice	12
2. Terrell Owens	5
3t. George Kittle	2
Anquan Boldin	2
John Taylor	2

MOST REC. YDS. BY A TE IN FIRST 3 SEASONS, NFL HISTORY

Player	Yds.
1. George Kittle	2,945
2. Mike Ditka	2,774
3. Rob Gronkowski	2,663
4. Jimmy Graham	2,648

MOST REC. YDS. BY A TE IN THE NFL, SINCE 2017

Player	Receipts.	Yds.	Avg.	TDs
1. Travis Kelce, KC	283	3,603	12.7	23
2. George Kittle, SF	216	2,945	13.6	12
3. Zach Ertz, Phi.	278	2,903	10.4	22
4. Jared Cook, NO	165	2,289	13.9	17
5. Austin Hooper, Atl.	195	1,973	10.1	13

- Registered 7 receipts. for a career-high 210 yds. and 1 TD vs. Den. (12/9/18). His 210 rec. yds. are the most in a single game by a TE in franchise history and the 8th-most among all players.
- In 2017, his rookie season, registered 43 receipts. for 515 yds. and 2 TDs. His 515 rec. yds. are the most by a 49ers rookie TE since the merger in 1970 and ranked 2nd among rookie TEs.

MOST REC. YDS. BY A ROOKIE TE IN 2017

Player	Rec. Yds.	Round Picked	Overall Pick
1. Evan Engram, NYG	722	1st	23rd
2. George Kittle, SF	515	5th	146th
3. O.J. Howard, TB	432	1st	19th
4. David Njoku, Cle.	386	1st	29th
5. Gerald Everett, LAR	244	2nd	44th

- With 210 rec. yds. vs. Den. (12/9/18), became the first 49ers TE to eclipse the 1,000-yd. receiving mark and set the franchise record for most yds. in a single season by a 49ers TE. He is the first member of the 49ers to register at least 1,000 rec. yds. in a single season since WR Anquan Boldin registered 1,062 rec. yds. in 2014.

MOST REC. YDS. IN A SINGLE GAME, 49ERS HISTORY

Player	Date	Opp.	Receipts.	Yds.	TDs
1. WR Jerry Rice	12/18/95	vs. Min.	14	289	3
2. WR John Taylor	12/11/89	at LAR	11	286	2
3. WR Terrell Owens	12/17/00	vs. Chi.	20	283	1
4. WR Jerry Rice	12/9/85	vs. LAR	10	241	1
5. WR Dave Parks	10/3/65	at Bal.	9	231	3
6t. WR Jerry Rice	10/14/90	at Atl.	13	225	5
WR Bernie Casey	11/13/66	at Chi.	12	225	0
8. TE George Kittle	12/9/18	vs. Den.	7	210	1
9. WR Anquan Boldin	9/8/13	vs. GB	13	208	1
10. WR Jerry Rice	11/17/86	at Was.	12	204	0

CAREER HIGHLIGHTS (CONTINUED)

- His 210 rec. yds. vs. Den. (12/9/18) are also the 3rd-most by a TE in a single game in the NFL since 1960.

MOST REC. YDS. BY A TE IN A SINGLE GAME, SINCE 1960

Player	Date	Opp.	Receipts.	Yds.	TDs
1. Shannon Sharpe, Den.	10/20/02	at KC	12	214	2
2. Jackie Smith, StL Cardinals	10/13/63	vs. Pit.	9	212	2
3. George Kittle, SF	12/9/18	vs. Den.	7	210	1
4t. Rich Caster, NYJ	9/24/72	at Bal. Colts	6	204	3
Pete Retziaff, Phi.	11/14/65	vs. Was.	7	204	0

GOLDMINE

- Kittle partnered with the Jessie Rees Foundation to pass out JoyJars filled with toys and games at a local children's hospital. Kittle spearheaded the event and was joined by several of his teammates including, TE Garrett Celek, TE Ross Dwelley, TE Daniel Helm, QB Nick Mullens and LB Fred Warner who helped him spread holiday cheer and lift the spirits of everyone they met.



- The 49ers and their families hosted 450 underserved boys and girls from the Bay Area for the first-ever 49ers Hope for the Holidays event. Each child had a once-in-a-lifetime experience traveling through Levi's Stadium and left with a brand new bike, helmet, lock, haircut, shoes, toys, glasses, backpack, dinner and more.



- NFL players had the opportunity to participate in the NFL's annual My Cause, My Cleats campaign during Week 14 of the 2019 season. Kittle and his teammates represented their respective causes with custom-designed cleats in an effort to raise awareness and funding. Kittle represented TAPS, saying, "I play for the fallen heroes and their families."





GOLDMINE (CONTINUED)


- The 49ers hosted the third annual Crucial Catch Fashion Show presented by Dignity Health on October 2nd, 2019, featuring cancer warriors representing all cancers as they modeled apparel donated by Levi's. Kittle and his teammates were paired with each of the warriors to share their stories of strength and courage with the audience and walk the runway.
- The 49ers worked alongside the humanitarian-relief organization Convoy of Hope in December of 2018, and hosted 1,500 guests in need from Bay Area nonprofits and schools at Levi's® Stadium for a free holiday resource fair. Kittle and his 49ers teammates distributed groceries, toys, books, shoes and other holiday offerings to the guests. The attendees also received haircuts, utilized health resources and took family portraits or professional headshots. Convoy of Hope is a nonprofit organization that directs children's feeding initiatives, hosts community outreach programs and provides disaster response resources to those in need in the Bay Area and throughout the world.
- Kittle and his teammates surprised guests of the CityTeam Men's Program and House of Grace in November of 2018, at Levi's Stadium. The group believed they were just taking a tour of the stadium, but they were in fact joining the 49ers players for a night full of exciting events. The guests received a makeover and haircut, selected a new outfit from Dockers, snapped a new headshot and then shared a Thanksgiving dinner with the 49ers players.
- After posing for a photoshoot, Kittle and his teammates joined Levi's in support of breast, colon and pediatric cancer warriors at the Crucial Catch Fashion Show presented by Dignity Health in October of 2018. 49ers players and cancer warriors took to the runway to show off their attire and share their stories of strength and courage with the audience.



- Kittle is an avid fan of the WWE. In May of 2017, he took time to visit the Black and Brave Wrestling Academy in Iowa, which is co-owned by one of Kittle's favorite wrestlers, WWE superstar Seth Rollins. At a pro wrestling event on the same weekend, Kittle got to live out one of his dreams and get into the ring, where he delivered a Stone Cold Stunner, a move made famous by his favorite wrestler of all-time, Steve Austin. "I felt like a kid," Kittle said.



- The 49ers joined forces with Martha's Kitchen of San Jose as part of their Community Tuesday kickoff event on September 11, 2018. Kittle and teammates took part in the event by serving dinner to nearly 200 residents in need, refilling beverages and bussing tables. Both the 49ers and Levi's Stadium partner with Martha's Kitchen throughout the year by donating excess food after stadium events. Martha's Kitchen's mission is to "feed the hungry with dignity, no questions asked, no judgements made."
- In April of 2018, along with several teammates, Kittle attended the eighth annual UCSF Benioff Children's Hospital Prom in San Francisco.



- NFL players had the opportunity to participate in the NFL's annual My Cause, My Cleats campaign during a designated home game between Weeks 13-15 of 2018. Kittle and his teammates represented their respective causes with custom-designed cleats in an effort to raise awareness and funding. The Pat Tillman Foundation unites and empowers military veterans and spouses as the next generation of public and private sector leaders committed to service beyond self.



- As part of the 49ers annual Thanksgiving celebrations, Kittle and his teammates visited Cityteam San Jose to serve a holiday feast to over 300 people in need. Guests enjoyed turkey along with all of the usual holiday sides, while getting to know the 49ers.





KITTLE'S CAREER STATISTICS

YEAR	TEAM	GP	GS	NO	RECEIVING				ATT	RUSHING			
					YDS	AVG	LG	TD		YDS	AVG	LG	TD
2017	SF	15	7	43	515	12.0	44	2	0	0	—	—	0
2018	SF	16	16	88	1,377	15.6	85t	5	1	10	10.0	10	0
2019	SF	14	14	85	1,053	12.4	61t	5	5	22	4.4	18	0
TOTALS		45	37	216	2,945	13.6	85t	12	6	32	7.2	18	0

PLAYOFFS

YEAR	TEAM	GP	GS	NO	RECEIVING				ATT	RUSHING			
					YDS	AVG	LG	TD		YDS	AVG	LG	TD
2019	SF	3	3	8	71	8.9	19	0	0	0	—	—	0
TOTALS		3	3	8	71	8.9	19	0	0	0	—	—	0

Additional Statistics:

Tackles — 9: 2017 (1); 2018 (2); 2019 (6)

Fumbles — Lost — 1—0: 2019 (1—0)

Milestones:

NFL Debut: vs. Car. (9/10/17); **First Start:** vs. Car. (9/10/17); **First Reception:** Regular Season — vs. Car. (9/10/17 — 13-yd. pass from QB Brian Hoyer); Postseason — vs. Min. (1/11/20 — 11-yd. pass from QB Jimmy Garoppolo); **First TD Reception:** at Ind. (10/8/17 — 5-yd. TD pass from QB Brian Hoyer); **100-yd. Games:** 8, Last vs. Atl. (12/15/19 — 134 yds.)

KITTLE'S CAREER 100-YARD RECEIVING GAMES (8)

Date	Opp	Rec	Yds	Avg	TD	Date	Opp	Rec	Yds	Avg	TD
12/31/17	at LAR	4	100	25.0	0	12/30/18	at LAR	9	149	16.6	1
9/30/18	at LAC	6	125	20.8	1	10/13/19	at LAR	8	103	12.9	0
11/1/18	vs. Oak.	4	108	27.0	1	11/24/19	vs. GB	6	129	21.5	1
12/9/18	vs. Den.	7	210	30.0	1	12/15/19	vs. Atl.	13	134	10.3	0

KITTLE'S CAREER HIGHS

Receptions: Regular Season — 13 vs. Atl. (12/15/19); Postseason — 4 at KC (2/2/20)

Receiving Yards: Regular Season — 210 vs. Den. (12/9/18); Postseason — 36 at KC (2/2/20)

Long Reception: Regular Season — 85t vs. Den. (12/9/18); Postseason — 19 vs. GB (1/19/20)

TD Receptions: Regular Season — 1 (12 times) Last vs. LAR (12/21/19)

Rushes: Regular Season — 2 at Was. (10/20/19)

Rushing Yards: Regular Season — 18 vs. Cle. (10/7/19)

Long Rush: Regular Season — 18 vs. Cle. (10/7/19)

KITTLE'S TRANSACTIONS

Originally the first of two 5th-round (146th overall) draft choices by SF in 2017.



2018

- Set an NFL record for most rec. yds. (1,377) in a season by a TE.

MOST REC. YDS. IN A SINGLE SEASON BY A TE, NFL HISTORY

Player	Year	Recepts.	Yds.	Avg.	TDs
1. George Kittle, SF	2018	88	1,377	15.6	5
2. Travis Kelce, KC	2018	103	1,336	13.0	10
3. Rob Gronkowski, NE	2011	90	1,327	14.7	17
4. Jimmy Graham, NO	2011	99	1,310	13.2	11
5. Kellen Winslow, SD	1980	89	1,290	14.5	9

- According to Radar360, finished the season with a league-leading 870 yds. after the catch. His 870 YAC are the most by any player in a season since 2010.

MOST YDS. AFTER CATCH IN A SINGLE SEASON, SINCE 2010

Player	Year	Recepts.	Yds.	YAC
1. George Kittle, SF	2018	88	1,377	870
2. Christian McCaffrey, Car.	2018	107	867	851
3. Le'Veon Bell, Pit.	2014	83	854	816
4. Matt Forte, Chi.	2014	102	808	788
5. Saquon Barkley, NYG	2018	91	721	768

- Started all 16 games and set single-season career highs in receipts. (88), rec. yds. (1,377) and TDs (5). His 1,377 rec. yds. are the 3rd-most by a member of the 49ers since 2000.

MOST REC. YDS. BY A MEMBER OF THE 49ERS, SINCE 2000

Player	Year	Recepts.	Yds.	TDs
1. Terrell Owens	2000	97	1,451	13
2. Terrell Owens	2001	93	1,412	16
3. George Kittle	2018	88	1,377	5
4. Terrell Owens	2002	100	1,300	13
5. Anquan Boldin	2013	85	1,179	7

- Kittle was 1 of 4 TEs in the NFL to lead their team in rec. yds. on the season (Jared Cook, Oak.; Zach Ertz, Phi.; Jordan Reed, Was.).
- Registered 100-or-more yds. 4 times on the season, the most 100-yd. games by a TE in a single season in franchise history. It also marked the first time a member of the 49ers has registered four games of 100-or-more yds. in a season since WR Michael Crabtree accomplished the feat in 2012 [113 yds. vs. Buf. (10/7/12), 101 yds. at StL. (12/2/12), 107 yds. at NE (12/16/12) & 172 yds. vs. Arz. (12/30/12)].
- He is the first 49ers TE to register at least 6 games with 90-or-more rec. yds. [6 games - 90 at Min. (9/9); 125 at LAC (9/30); 98 vs. LAR (10/21); 108 vs. Oak. (11/1); 210 vs. Den. (12/9)] since 2009 [TE Vernon Davis - 96 at Min. (9/27/09); 93 at Hou. (10/25/09); 102 vs. Ten. (11/8/09); 108 at GB (11/22/09); 111 at Sea. (12/6/09); 149 at LAR (12/30)] in franchise history.
- Registered the most receipts. (88) in a single season by a 49ers TE.

MOST RECEPTS. IN A SINGLE SEASON BY A 49ERS TE

Player	Year	Recepts.	Yds.	TDs
1. George Kittle	2018	88	1,377	5
2. Eric Johnson	2004	82	825	2
3. Vernon Davis	2009	78	965	13
4. Brent Jones	1993	68	735	3
5. Vernon Davis	2011	67	792	6

- Registered 6 receipts. for 125 yds. and 1 TD, including an 82-yd. TD recept. from QB C.J. Beathard at LAC (9/30).

2018 (CONTINUED)

- Registered 4 receipts. for 108 yds. and 1 TD vs. Oak. (11/1), marking his 2nd 100-yd. game of the season (125 yds. at LAC) and 3rd of his career.
- Hauled in a career-high 9 receipts. for 83 yds. vs. NYG (11/12).
- Registered 7 receipts. for a career-high 210 yds. and 1 TD vs. Den. (12/9). His 210 rec. yds. are the most in a single game by a TE in franchise history and the 8th-most among all players. His 210 rec. yds are also the 3rd-most by a TE in a single game in the NFL since 1960.
- Hauled in a career-long 85-yd. TD versus the Broncos, matching the 11th-longest play from scrimmage in franchise history, in addition to matching the 7th-longest pass play in team history [QB Jim Plunkett to RB Delvin Williams - 85t vs. Was. (11/7/76)]. His 85-yd. TD recept. was the longest by a 49ers player since 9/25/05 (QB Tim Rattay to WR Brandon Lloyd - 89t vs. Dal.).
- According to Elias Sports Bureau, his 210 rec. yds. in the 1st half against Denver were the most in the first half of an NFL game since Seattle Seahawks WR Steve Largent registered 224 rec. yds. in the 1st half at Det. (10/18/87).
- With 210 rec. yds. on the day, became the first 49ers TE to eclipse the 1,000-yd. receiving mark and set the franchise record for most yds. in a single season by a 49ers TE. He became the first member of the 49ers to register at least 1,000 rec. yds. in a single season since WR Anquan Boldin registered 1,062 rec. yds. in 2014.
- With 3 receipts. of 70-or-more yds. this season, joins WR Odell Beckham Jr. (3 in 2015 with NYG) and WR Torrey Smith (3 in 2015 with SF) as the only players to have 3-or-more receipts. of 70-plus yds. in a single season since 2015.
- Tied a career high with 9 receipts. for 149 yds. and 1 TD at LAR (12/30), finishing the season with 1,377 rec. yds., the most in a single season by a TE in NFL history.

2017

- Played in 15 games (7 starts) and notched 43 receipts. for 515 yds. and 2 TDs. His 515 rec. yds. are the most by a 49ers rookie TE since the merger in 1970.
- Started in his NFL debut vs. Car. (9/10) in the season opener and registered 5 receipts. for 27 yds.
- Tallied 7 receipts. for 83 yds. and the 1st TD recept. of his career at Ind. (10/8). His 5-yd. TD recept. came with :20 left in the 4th qtr. and tied the game 23-23. He is the 1st 49ers TE to register 7-or-more receipts. in a game since TE Vernon Davis on 10/13/13 vs. Arz. (8 receipts.).
- Finished the game with 3 receipts. for 42 yds. and 1 TD vs. Jax. (12/24). His 8-yd. TD recept. from QB Jimmy Garoppolo marked his 2nd TD recept. of the season (10/8/17 at Ind.).
- Registered his 1st career 100-yd. game at LAR (12/31), hauling in 4 receipts. for 100 yds., including a career-long 44-yd. recept. It marked the 1st 100-yd. game for a 49ers TE since 10/13/13 (TE Vernon Davis - 8 receipts. for 180 yds. and 2 TDs vs. Arz.). He was the only rookie TE to record a 100-yd. rec. game in 2017.



COLLEGE

In four seasons at Iowa, played in 49 games (17 starts) and registered 48 receipts. for 737 yds. and 10 TDs. As a senior, earned Honorable Mention All-Big Ten and Academic All-Big Ten honors. Was also the recipient of the team Hustle Award (offense). Started all 11 games in which he appeared and notched 22 receipts. for 314 yds. and 4 TDs. In 2015, earned Honorable Mention All-America and Academic All-Big Ten honors. Played in 14 games (6 starts) and tallied 20 receipts. for 290 yds. and a team-high 6 TDs. As a sophomore, earned Academic All-Big Ten honors. Played in 12 games and registered 1 receipt. for 25 yds. In 2013, played in 12 games and recorded 5 receipts. for 108 yds. Also earned Academic All-Big Ten honors. Redshirted in 2012.

PERSONAL

- Attended Norman (OK) HS, and earned all-state, all-district and all-conference honors as a senior.
- Registered 26 receipts. for 302 yds. and 6 TDs, while also notching 5 INTs as a senior.
- Born George Kittle (10/9/93) in Madison, WI.
- Married to the former Claire Till, who was on the women's basketball team at Iowa.
- Majored in communications at Iowa.


INJURY REPORT

2017: Inactive vs. NYG (11/12) with an ankle injury.

2019: Inactive vs. Sea. (11/11) and vs. Arz. (11/17) with a knee, ankle injury.

KITTLE'S GAME-BY-GAME

2017									2018								
Date	Opp	W/L	P/S	Rec	Yds	Avg	Lg	TD	Date	Opp	W/L	P/S	Rec	Yds	Avg	Lg	TD
Sep 10	Car	L	1/1	5	27	5.4	13	0	Sep 9	at Min	L	1/1	5	90	18.0	36	0
Sep 17	at Sea	L	1/1	2	13	6.5	14	0	Sep 16	Det	W	1/1	2	22	11.0	17	0
Sep 21	LAR	L	1/0	1	8	8.0	8	0	Sep 23	at KC	L	1/1	5	79	15.8	23	0
Oct 1	at Arz	L	1/0	2	35	17.5	21	0	Sep 30	at LAC	L	1/1	6	125	20.8	82t	1
Oct 8	at Ind	L	1/1	7	83	11.9	27	1	Oct 7	Arz	L	1/1	5	83	16.6	45	0
Oct 15	at Was	L	1/1	4	46	11.5	31	0	Oct 15	at GB	L	1/1	4	30	7.5	11	0
Oct 22	Dal	L	1/1	1	16	16.0	16	0	Oct 21	LAR	L	1/1	5	98	19.6	35	1
Oct 29	at Phi	L	1/1	2	22	11.0	22	0	Oct 28	at Arz	L	1/1	5	57	11.4	20	0
Nov 5	Arz	L	1/1	3	27	9.0	14	0	Nov 1	Oak	W	1/1	4	108	27.0	71	1
Nov 12	NYG	W	—	INACTIVE (Ankle)		—	—	—	Nov 12	NYG	L	1/1	9	83	9.2	22	0
Nov 26	Sea	L	1/0	1	14	14.0	14	0	Nov 25	at TB	L	1/1	6	48	8.0	12	0
Dec 3	at Chi	W	1/0	2	20	10.0	11	0	Dec 2	at Sea	L	1/1	6	70	11.7	28	0
Dec 10	at Hou	W	1/0	2	10	5.0	8	0	Dec 9	Den	W	1/1	7	210	30.0	85t	1
Dec 17	Ten	W	1/0	4	52	13.0	24	0	Dec 16	Sea	W	1/1	3	51	17.0	21	0
Dec 24	Jax	W	1/0	3	42	14.0	21	1	Dec 23	Chi	L	1/1	7	74	10.6	35	0
Dec 31	at LAR	W	1/0	4	100	25.0	44	0	Dec 30	at LAR	L	1/1	9	149	16.6	43t	1
TOTALS			15/7	43	515	12.0	44	2	TOTALS			16/16	88	1,377	15.6	85t	5



64

OL

ANDREW LAUDERDALE

6-6 | 291 | NEW HAMPSHIRE

11.22.93 | CONCORD, NH | 1ST YEAR | ACQUIRED FA IN '19

GOLDMINE

- A star on his high school basketball team, Lauderdale grew up idolizing Shaquille O'Neal. "I wanted to be just like Shaq," he said. Lauderdale cites basketball as a reason for his growth on the gridiron as a prep athlete. "It helped me become faster and having a quick first step off of the line."



2018 (BUFFALO)

- Spent a majority of the season on the team's practice squad.

2017 (SAN FRANCISCO)

- Spent a majority of the season on the team's practice squad.

LAUDERDALE'S GOLDEN NUGGETS

- In addition to playing football and basketball as a prep athlete, Lauderdale performed in the shotput on the track and field team. In 2012, he placed 3rd in the New Hampshire Division II State Championships with a throw of 46 feet, 6 inches.

COLLEGE

Appeared in 42 games (22 starts) in five years at New Hampshire. As a senior in 2016, started 13 games at LT, where he earned Third-Team All-CAA honors. Started nine games at RT as a redshirt junior in 2015. As a redshirt sophomore, made the transition to OL from TE and appeared in all 14 games. Did not see game action at TE as a redshirt freshman in 2013. Redshirted as a true freshman in 2012.

PERSONAL

- Attended Trinity (Manchester, NH) HS, where he was named First-Team All-State in two consecutive seasons at TE.
- Helped lead his team to an undefeated season and New Hampshire Division IV state championship as a senior.
- Born Andrew Johnson Lauderdale (11/22/93) in Concord, NH.

INJURY REPORT

2019: Placed on the Injured Reserve List on 9/1 with a knee injury.

LAUDERDALE'S TRANSACTIONS

Originally signed as an undrafted free agent by NO on 5/1/17...Waived by NO on 5/15/17...Signed a one-year deal with SF on 6/9/17... Waived by SF on 9/1/17... Signed to SF practice squad on 11/6/17...Signed to Reserve/Future contract with SF on 1/2/18...Waived by SF on 9/1/18...Signed by Buf. practice squad on 12/5/18...Signed by Arz. on 4/8/19...Waived by Arz. on 6/6/19...Signed by Jax. on 6/7/19...Waived by Jax. on 8/12/19...Signed a one-year deal with SF on 8/21/19...Waived/Injured by SF on 8/31/19...Placed on the Injured Reserve List on 9/1/19.



47 ELIJAH LEE

LB

6-2 | 230 | KANSAS STATE

2.8.96 | BLUE SPRINGS, MO | 3RD YEAR | ACQUIRED FA IN '17

2019 HIGHLIGHTS

- Played in 8 games (1 start) and registered 5 tackles and 1 special teams tackle. Also appeared in all 3 postseason games and led the team with 5 special teams tackles.
- Helped the 49ers defense hold the Vikings to 147 total net yds. (21 rushing and 126 passing) vs. Min. (1/11/20 - NFC-D). The 147 total net yds. allowed are the fewest allowed in a postseason game in franchise history. It also marked the fewest total net yds. allowed in an NFL postseason game since 1/3/15 [Carolina held Arz. to 78 total net yds. (27 rushing and 51 passing)]. The 21 rushing yds. allowed by the 49ers defense is the fewest allowed in a postseason game in franchise history.

GOLDMINE

- Lee says he doesn't let a day go by without giving credit to his mother, ShaRon, for teaching him to always work hard and strive for more. "My biggest motivation is my mom and working hard for her," said Lee. After moving in with his mother in high school, he and his two sisters relied on their mother to play the role of both parents. Lee says he couldn't have asked for more from her as a child. "She got me to this point. I work as hard as I can every day to make her proud." After receiving a scholarship to play football at Kansas State University, ShaRon never let her son settle, pushing him to excel on the field and in the classroom as a business major. "I am a believer that if you want something, you have to work and sacrifice to get it," said ShaRon. "When I watch Elijah now and see how much he has grown as a football player and as a person, it makes it all worth it."
- During the 2019 offseason, members of the 49ers took part in the Second Annual Picnic on the Field, located on the Levi's Stadium field. Lee and his teammates spent the day taking pictures with fans, who enjoyed music, food and games in support of the 49ers Foundation. The foundation, in conjunction with NFL Huddle for 100, partnered with Amazon to fill 1,000 backpacks full of school supplies. Fans and players joined together to assemble the packs, which were distributed throughout the community to children in need.



LEE'S GOLDEN NUGGETS

- Earned First-Team All-Big 12 honors as a junior in 2016 by the Associated Press, ESPN.com and Big 12 coaches.
- Prior to his junior season in 2016, was named to the watch list for multiple national awards including the Bednarik Award, Nagurski Trophy and Butkus Award.
- Was teammates at Kansas State in 2016 with 49ers DB D.J. Reed Jr.

LEE'S GAME-BY-GAME

2019

Date	Opp	W/L	P/S	Tot	Sol	Ast	Sk	Yds	Int	Yds	PD	FF	FR	Yds
SIGNED TO SF PRACTICE SQUAD ON 9/1														
Sep 8	at TB	W	—						—	—	—	—	—	—
Sep 15	at Cin	W	—						—	—	—	—	—	—
Sep 22	Pit	W	—						—	—	—	—	—	—
Oct 7	Cle	W	—						—	—	—	—	—	—
Oct 13	at LAR	W	—						—	—	—	—	—	—
Oct 20	at Was	W	—						—	—	—	—	—	—
Oct 27	Car	W	—						—	—	—	—	—	—
Oct 31	at Arz	W	—						—	—	—	—	—	—
PROMOTED TO SF ACTIVE ROSTER ON 11/5														
Nov 11	Sea	L	1/0	1	1	0	0.0	0.0	0	0	0	0	0	0
Nov 17	Arz	W	1/1	2	1	1	0.0	0.0	0	0	0	0	0	0
Nov 24	GB	W	1/0	2	0	2	0.0	0.0	0	0	0	0	0	0
Dec 1	at Bal	L	1/0	0	0	0	0.0	0.0	0	0	0	0	0	0
Dec 8	at NO	W	1/0	0	0	0	0.0	0.0	0	0	0	0	0	0
Dec 15	Atl	L	1/0	0	0	0	0.0	0.0	0	0	0	0	0	0
Dec 21	LAR	W	1/0	0	0	0	0.0	0.0	0	0	0	0	0	0
Dec 29	at Sea	W	1/0	0	0	0	0.0	0.0	0	0	0	0	0	0
TOTALS			8/1	5	2	3	0.0	0.0	0	0	0	0	0	0

2019 Postseason

Date	Opp	W/L	P/S	Tot	Sol	Ast	Sk	Yds	Int	Yds	PD	FF	FR	Yds
Jan 11	Min	W	1/0	0	0	0	0.0	0.0	0	0	0	0	0	0
Jan 19	GB	W	1/0	0	0	0	0.0	0.0	0	0	0	0	0	0
Feb 2	at KC	L	1/0	0	0	0	0.0	0.0	0	0	0	0	0	0
TOTALS			3/0	0	0	0	0.0	0.0	0	0	0	0	0	0





LEE'S CAREER STATISTICS

YEAR	TEAM	GP	GS	TACKLES			SACKS	YDS	INT	INTERCEPTIONS			PD	FUMBLES		
				TOT	SOL	AST				YDS	LG	TD		FF	FR	YDS
2017	SF	14	0	0	0	0	0.0	0.0	0	0	—	0	0	0	0	0
2018	SF	16	5	62	51	11	1.0	10.0	0	0	—	0	2	1	0	0
2019	SF	8	1	5	2	3	0.0	0.0	0	0	—	0	0	0	0	0
TOTALS		38	6	67	53	14	1.0	10.0	0	0	—	0	2	1	0	0

PLAYOFFS

YEAR	TEAM	GP	GS	TACKLES			SACKS	YDS	INT	INTERCEPTIONS			PD	FUMBLES		
				TOT	SOL	AST				YDS	LG	TD		FF	FR	YDS
2019	SF	3	0	0	0	0	0.0	0.0	0	0	—	0	0	0	0	0
TOTALS		3	0	0	0	0	0.0	0.0	0	0	—	0	0	0	0	0

Additional Statistics:

Special Teams Tackles – Regular Season – 8: 2017 (5); 2018 (2); 2019 (1) **Postseason – 5:** 2019 (5)

Special Teams Forced Fumbles – 1: 2017 (1)

Special Teams Fumble Recoveries – 1: 2018 (1)

Milestones:

NFL Debut: at Sea. (9/17/17); **First Start:** vs. Det. (9/16/18); **First Sack:** vs. Det. (9/16/18 – QB Matthew Stafford); **First FF:** vs. Det. (9/16/18 – QB Matthew Stafford)

LEE'S CAREER HIGHS

Total Tackles: Regular Season – 12 vs. Det. (9/16/18)

Solo: Regular Season – 10 (2 times) Last vs. Chi. (12/23/18)

Assists: Regular Season – 3 (2 times) Last at LAR (12/30/18)

Sacks: Regular Season – 1.0 vs. Det. (9/16/18)

Forced Fumbles: Regular Season – 1 vs. Det. (9/16/18)

Passes Defensed: Regular Season – 1 (2 times) Last vs. Den. (12/9/18)

LEE'S TRANSACTIONS

Originally a 7th-round (232nd overall) draft choice by Min. in 2017...Waived by Min. on 9/2/17...Signed to Min. practice squad on 9/3/17...Signed a two-year deal with SF on 9/13/17...Re-signed with SF on a one-year contract on 3/14/19...Promoted to SF active roster on 11/5/19.



2018 (SAN FRANCISCO)

- Appeared in all 16 games and set single-season career highs in starts (5), tackles (63), sacks (1.0), PDs (2) and FFs (1).
- Made his 1st career start vs. Det. (9/16) and registered a career-high 12 tackles as well as his 1st career sack and FF.

2017 (MINNESOTA/SAN FRANCISCO)

- Signed by the 49ers on 9/13, played in 14 games and notched 5 special teams tackles.

COLLEGE

In three seasons at Kansas State (2014-16), appeared in 39 games (26 starts) and registered 209 tackles, 18.5 TFLs, 11 sacks, 5 INTs, 5 PDs, 3 FFs and 3 FRs. As a junior in 2016, earned First-Team All-Big 12 honors and Honorable Mention Big 12 Defensive Player of the Year honors after leading the team with 110 tackles. In 2015, started 13 games and finished with a team-high 80 tackles to go along with 7.5 TFLs and 5 sacks and earned Second-Team All-Big 12 honors. Appeared in all 13 games as a freshman where he earned Honorable Mention Big 12 Defensive Freshman of the Year honors after registering 4.5 sacks, the most by a true freshman in school history.

PERSONAL

- Attended Blue Springs (MO) HS, where he received the Buck Buchanan Memorial Award, given to the best lineman or linebacker in the top two HS classes in Kansas or Missouri in the Kansas City area. Also earned Missouri Football Coaches Association (MFCA) Class 6 Defensive Player of the Year honors and was a unanimous pick for the MFCA All-State team in 2013.
- Majored in business at Kansas State.
- Born Elijah James Lee (2/8/96) in St. Joseph, MO.

INJURY REPORT

2017: Inactive vs. NYG (11/12) with a knee injury.

LEE'S GAME-BY-GAME

2017 (Minnesota/San Francisco)

Date	Opp	W/L	P/S	Tot	Sol	Ast	Sk	Yds	Int	Yds	PD	FF	FR	Yds
SIGNED TO MIN PRACTICE SQUAD ON 9/3														
Sep 11	NO	W	—						—	—	—	—	—	—
SIGNED BY SF ON 9/13														
Sep 17	at Sea	L	1/0	0	0	0	0.0	0.0	0	0	0	0	0	0
Sep 21	LAR	L	1/0	0	0	0	0.0	0.0	0	0	0	0	0	0
Oct 1	at Arz	L	1/0	0	0	0	0.0	0.0	0	0	0	0	0	0
Oct 8	at Ind	L	1/0	0	0	0	0.0	0.0	0	0	0	0	0	0
Oct 15	at Was	L	1/0	0	0	0	0.0	0.0	0	0	0	0	0	0
Oct 22	Dal	L	1/0	0	0	0	0.0	0.0	0	0	0	0	0	0
Oct 29	at Phi	L	1/0	0	0	0	0.0	0.0	0	0	0	0	0	0
Nov 5	Arz	L	1/0	0	0	0	0.0	0.0	0	0	0	0	0	0
Nov 12	NYG	W	—	—					—	—	—	—	—	—
Nov 26	Sea	L	1/0	0	0	0	0.0	0.0	0	0	0	0	0	0
Dec 3	at Chi	W	1/0	0	0	0	0.0	0.0	0	0	0	0	0	0
Dec 10	at Hou	W	1/0	0	0	0	0.0	0.0	0	0	0	0	0	0
Dec 17	Ten	W	1/0	0	0	0	0.0	0.0	0	0	0	0	0	0
Dec 24	Jax	W	1/0	0	0	0	0.0	0.0	0	0	0	0	0	0
Dec 31	at LAR	W	1/0	0	0	0	0.0	0.0	0	0	0	0	0	0
TOTALS			14/0	0	0	0	0.0	0.0	0	0	0	0	0	0

2018 (San Francisco)

Date	Opp	W/L	P/S	Tot	Sol	Ast	Sk	Yds	Int	Yds	PD	FF	FR	Yds
Sep 9	at Min	L	1/0	3	3	0	0.0	0.0	0	0	0	0	0	0
Sep 16	Det	W	1/1	12	10	2	1.0	10.0	0	0	0	1	0	0
Sep 23	at KC	L	1/0	0	0	0	0.0	0.0	0	0	0	0	0	0
Sep 30	at LAC	L	1/0	0	0	0	0.0	0.0	0	0	0	0	0	0
Oct 7	Arz	L	1/0	0	0	0	0.0	0.0	0	0	0	0	0	0
Oct 15	at GB	L	1/0	0	0	0	0.0	0.0	0	0	0	0	0	0
Oct 21	LAR	L	1/0	1	1	0	0.0	0.0	0	0	0	0	0	0
Oct 28	at Arz	L	1/0	2	2	0	0.0	0.0	0	0	0	0	0	0
Nov 1	Oak	W	1/0	2	2	0	0.0	0.0	0	0	0	0	0	0
Nov 12	NYG	L	1/0	0	0	0	0.0	0.0	0	0	0	0	0	0
Nov 25	at TB	L	1/0	7	6	1	0.0	0.0	0	0	1	0	0	0
Dec 2	at Sea	L	1/0	0	0	0	0.0	0.0	0	0	0	0	0	0
Dec 9	Den	W	1/1	4	3	1	0.0	0.0	0	0	1	0	0	0
Dec 16	Sea	W	1/1	10	7	3	0.0	0.0	0	0	0	0	0	0
Dec 23	Chi	L	1/1	11	10	1	0.0	0.0	0	0	0	0	0	0
Dec 30	at LAR	L	1/1	10	7	3	0.0	0.0	0	0	0	0	0	0
TOTALS			16/5	62	51	11	1.0	10.0	0	0	2	1	0	0



81

WR

JORDAN MATTHEWS

6-3 | 215 | VANDERBILT

7.16.92 | MADISON, AL | 6TH YEAR | ACQUIRED FA IN '19

GOLDMINE

- When Jordan Matthews signed as a free agent with the 49ers, he continued a family legacy that began over 30 years ago. Matthews' mother is a first cousin of 49ers great Jerry Rice, who Matthews lists as his favorite player. Before getting drafted by the Eagles in 2014, Matthews reached out to Rice and asked for advice. "He said 'everywhere you go, tell yourself you're the best person there and that you're supposed to be there,' said Jordan. "And that's what I did. I can (still) use that advice."



- Matthews established Matthews Mission in 2016 in order to give back and contribute to the different communities that affected him in life. The mission of the foundation is to FEED - feed the hungry, educate the children, empower the family and donate to those in need. Since its inception, the foundation has donated or raised more than \$200,000 for different charities, ranging from Boys & Girls Clubs to the Vanderbilt Annual Fund. This past summer, Matthews teamed up with former Vanderbilt teammates and alumni to put on a charity baseball game, benefitting charities that spread awareness and aid the end of domestic abuse in Nashville.



MATTHEWS' GOLDEN NUGGETS

- His wife, Cheyna Matthews, currently plays for the Washington Spirit in the National Women's Soccer League and was a member of Jamaica's Women's Soccer team during the 2019 World Cup.
- Played alongside 49ers offensive quality control coach Miles Austin with the Philadelphia Eagles in 2015.
- His mother is a first cousin of 49ers legend and Pro Football Hall of Fame WR Jerry Rice.

MATTHEWS' GAME-BY-GAME

2019 (San Francisco/Philadelphia)

Date	Opp	W/L	P/S	Rec	Yds	Avg	Lg	TD
SIGNED BY SF ON 10/3								
Oct 7	Cle	W	—	—	INACTIVE	—	—	—
Oct 13	at LAR	W	—	—	INACTIVE	—	—	—
Oct 20	at Was	W	1/0	0	0	—	—	0
RELEASED BY SF ON 10/26								
SIGNED BY PHI ON 11/11								
Nov 17	NE	L	1/0	1	6	6.0	6	0
Nov 24	Sea	L	1/1	3	27	9.0	10	0
WAIVED BY PHI ON 11/25								
SIGNED BY SF ON 12/11								
Dec 15	Atl	L	—	—	INACTIVE	—	—	—
TBD	LAR	W	—	—	INACTIVE	—	—	—
Dec 29	at Sea	W	—	—	INACTIVE	—	—	—
TOTALS			3/1	4	33	8.3	10	0

2019 Postseason

Date	Opp	W/L	P/S	Rec	Yds	Avg	Lg	TD
Jan 11	Min	W	—	—	INACTIVE	—	—	—
Jan 19	GB	W	—	—	INACTIVE	—	—	—
Feb 2	at KC	L	—	—	INACTIVE	—	—	—
TOTALS			0/0	0	0	—	—	0



GOLDMINE (CONTINUED)

- Jordan and Cheyna Matthews married in 2018 after the two met while both attending Vanderbilt as student-athletes. While Jordan was an established star on the football field, Cheyna was developing as a promising forward for the women's soccer team. After a First Team All-SEC performance her sophomore year, she transferred to Florida State, and was eventually drafted in the first round of the NWSL College Draft by the Washington Spirit. Cheyna was a member of the Jamaican team for the 2019 FIFA World Cup.



- After the conclusion of the 2016 season, Matthews and former teammate Carson Wentz traveled to Haiti on a mission trip. This was Matthews' second mission trip, with his first taking him to Africa his junior year of high school. While in Port-au-Prince, the two helped paint houses and spent time with the children of the community.



MATTHEWS' CAREER STATISTICS

YEAR	TEAM	GP	GS	RECEIVING					RUSHING				
				NO	YDS	AVG	LG	TD	ATT	YDS	AVG	LG	TD
2014	PHI	16	10	67	872	13.0	44t	8	0	0	—	—	0
2015	PHI	16	12	85	997	11.7	78t	8	0	0	—	—	0
2016	PHI	14	13	73	804	11.0	54	3	0	0	—	—	0
2017	BUF	10	7	25	282	11.3	47	1	0	0	—	—	0
2018	PHI	14	3	20	300	15.0	56t	2	0	0	—	—	0
2019	SF/PHI	3	1	4	33	8.3	10	0	0	0	—	—	0
TOTALS		73	46	274	3,288	12.0	78t	22	0	0	—	—	0

PLAYOFFS

YEAR	TEAM	GP	GS	RECEIVING					RUSHING				
				NO	YDS	AVG	LG	TD	ATT	YDS	AVG	LG	TD
2018	PHI	2	0	1	37	37.0	37t	1	0	0	—	—	0
2019	SF	0	0	0	0	—	—	0	0	0	—	—	0
TOTALS		2	0	1	37	37.0	37t	1	0	0	—	—	0

Additional Statistics:

Fumbles – Lost – 4–2: 2015 (2–1); 2016 (1–0); 2017 (1–1)

Tackles – 5: 2015 (1); 2016 (1); 2017 (2); 2018 (1)

Milestones:

NFL Debut: vs. Jax. (9/7/14); **First Start:** at Ind. (9/15/14); **First Reception:** vs. Jax. (9/7/14 – 30–yd. pass from QB Nick Foles); **First TD Reception:** vs. Was. (9/21/14 – 11–yd. pass from QB Nick Foles); **First Multi-TD Game:** vs. Was. (9/21/14 – 2 TDs); **100–yd. Games:** 8, Last vs. Cle. (9/11/16 – 114 yds.)

MATTHEWS' CAREER 100-YARD RECEIVING GAMES (8)

Date	Opp	Rec	Yds	Avg	TD	Date	Opp	Rec	Yds	Avg	TD
11/10/14	vs. Car.	7	138	19.7	2	11/8/15	at Dal.	9	133	14.8	1
11/16/14	at GB	5	107	21.4	1	12/20/15	vs. Arz.	8	159	19.9	1
12/28/14	at NYG	8	105	13.1	1	12/26/15	vs. Was.	6	104	17.3	1
9/14/15	at Atl.	10	102	10.2	0	9/11/16	vs. Cle.	7	114	16.3	1

MATTHEWS' CAREER HIGHS

Receptions: Regular Season – 11 at Dal. (10/30/16); Postseason – 1 at NO (1/13/19)

Receiving Yards: Regular Season – 159 vs. Arz. (12/20/15); Postseason – 37 at NO (1/13/19)

Long Reception: Regular Season – 78t vs. Arz. (12/20/15); Postseason – 37 at NO (1/13/19)

TD Receptions: Regular Season – 2 (3 times) Last at NYG (1/3/16)

MATTHEWS' TRANSACTIONS

Originally a 2nd-round (42nd overall) draft choice by Phi. in 2014...Traded to Buf. on 8/11/17...Placed on the Injured Reserve List on 12/5/17...Signed a one-year deal with NE on 4/6/18...Placed on the Injured Reserve List on 8/1/18...Released by NE on 8/7/18...Signed a one-year deal with Phi. on 9/19/18...Signed a one-year deal with SF on 3/14/19...Released by SF on 8/31/19...Signed a one-year deal with SF on 10/3/19...Released by SF on 10/26/19...Signed a one-year deal with Phi. on 11/11/19...Waived by Phi. on 11/25/19...Signed a one-year deal with SF on 12/11/19.



2018 (PHILADELPHIA)

- After signing with the Eagles on 9/19, appeared in 14 games (3 starts) and registered 20 receipts. for 300 yds. and 2 TDs.
- Saw action in 2 postseason games and recorded 1 receipt. for 37 yds. and 1 TD.
- Registered a 56-yd. TD receipt. at Ten. (9/30).
- Registered a 37-yd. TD receipt. at NO (1/13/19 - NFC - C), marking his first career postseason receipt. and TD.

2017 (BUFFALO)

- Saw action in 10 games (7 starts) and hauled in 25 receipts. for 282 yds. and 1 TD before being placed on the Injured Reserve List on 12/5.
- Recorded 2 receipts. for 10 yds. and 1 TD at Atl. (10/1).

2016 (PHILADELPHIA)

- Appeared in 14 games (13 starts) and recorded 73 receipts. for 804 yds. and 3 TDs.
- Notched 7 receipts. for a season-high 114 yds. and 1 TD vs. Cle. (9/11).
- Registered 2 receipts. for 19 yds. and 1 TD vs. Pit. (9/25).
- Hauled in a career-high 11 receipts. for 65 yds. and 1 TD at Dal. (10/30).

2015 (PHILADELPHIA)

- Saw action in all 16 games (12 starts) and registered 85 receipts. for 997 yds. and 8 TDs.
- Hauled in a season-high 10 receipts. for 102 yds. at Atl. (9/14).
- Recorded 6 receipts. for 80 yds. and 1 TD vs. Dal. (9/20).
- Registered 9 receipts. for 133 yds. and a 41-yd. TD receipt. at Dal. (11/8).
- Tallied 3 receipts. for 60 yds. and 1 TD at Det. (11/26).
- Notched 3 receipts. for 36 yds. and 1 TD at NE (12/6).
- Registered 8 receipts. for a season-high 159 yds. and 1 TD vs. Arz. (12/20).
- Hauled in 6 receipts. for 104 yds. and 1 TD vs. Was. (12/26).
- Registered 7 receipts. for 54 yds. and a season-high 2 TDs at NYG (1/3/16).

2014 (PHILADELPHIA)

- As a rookie, saw action in all 16 games (10 starts) and hauled in 67 receipts. for 872 yds. and 8 TDs.
- Registered 8 receipts. for 59 yds. and 2 TDs vs. Was. (9/21), marking his 1st career multi-TD game.
- Recorded 3 receipts. for 40 yds. and 1 TD at Hou. (11/2).
- Notched 7 receipts. for a season-high 138 yds. and 2 TDs vs. Car. (11/10).
- Recorded 5 receipts. for 107 yds. and 1 TD at GB (11/18).
- Hauled in 4 receipts. for 51 yds. and 1 TD at Dal. (11/27).
- Registered his 3rd 100-yd. game of the season after recording 8 receipts. for 105 yds. and 1 TD at NYG (12/28).

COLLEGE

Appeared in 51 games (37 starts) during his four-year career at Vanderbilt. Finished his career as the SEC's all-time leader in receipts. (262) and receiving yds. (3,759), while setting a school record with 24 rec. TDs. As a senior in 2013, was named a Biletnikoff Award semifinalist after appearing in 13 games and hauling in 112 receipts. for 1,477 yds and 7 TDs. Saw action in 13 games as a junior and recorded 94 receipts. for 1,323 yds. As a sophomore in 2011, appeared in 13 games and tallied 41 receipts. for 778 yds. and 5 TDs. Saw action in 12 games as a freshman and notched 15 receipts. for 181 yds. and 4 TDs.

PERSONAL

- Attended Madison (Metairie, LA) Academy, where he tallied 61 receipts. for 1,061 yds. and 13 TDs at WR and 50 tackles and 8 INTs at DB as a senior.
- Also a standout in basketball, helped lead his team to a state title in 2007 and runner-up finishes in 2008-09.
- Born Jordan Armand Matthews (7/16/92) in Madison, AL.
- Married to the former Cheyna Williams. The couple have one son, Josiah.

INJURY REPORT

2016: Inactive 2 games [at Cin. (12/4) and vs. Dal. (12/1)] with an ankle injury.

2017: Inactive at Cin. (10/8) with a thumb injury. Inactive at LAC (11/19) and later placed on the Injured Reserve List on 12/5 with a knee injury.



MATTHEWS' GAME-BY-GAME

2014 (Philadelphia)

Date	Opp	W/L	P/S	Rec	Yds	Avg	Lg	TD
Sep 7	Jax	W	1/0	2	37	18.5	30	0
Sep 15	at Ind	W	1/1	1	17	17.0	17	0
Sep 21	Was	W	1/0	8	59	7.4	13	2
Sep 28	at SF	L	1/1	4	28	7.0	11	0
Oct 5	StL	W	1/1	4	35	8.8	12	0
Oct 12	NYG	W	1/1	4	50	12.5	26	0
Oct 26	at Arz	L	1/0	6	47	7.8	23	0
Nov 2	at Hou	W	1/1	3	40	13.3	24	1
Nov 10	Car	W	1/0	7	138	19.7	33	2
Nov 16	at GB	L	1/1	5	107	21.4	40	1
Nov 23	Ten	W	1/1	6	77	12.8	24	0
Nov 27	at Dal	W	1/1	4	51	12.8	27t	1
Dec 7	Sea	L	1/1	2	23	11.5	17	0
Dec 14	Dal	L	1/1	0	0	—	—	0
Dec 20	at Was	L	1/0	3	58	19.3	26	0
Dec 28	at NYG	W	1/0	8	105	13.1	44t	1
TOTALS			16/10	67	872	13.0	44t	8

2015 (Philadelphia)

Date	Opp	W/L	P/S	Rec	Yds	Avg	Lg	TD
Sep 14	at Atl	L	1/1	10	102	10.2	25	0
Sep 20	Dal	L	1/1	6	80	13.3	32	1
Sep 27	at NYJ	W	1/1	6	49	8.2	17	0
Oct 4	at Was	L	1/0	3	50	16.7	30	0
Oct 11	NO	W	1/1	5	44	8.8	18	0
Oct 19	NYG	W	1/0	6	59	9.8	19	0
Oct 25	at Car	L	1/0	3	14	4.7	7	0
Nov 8	at Dal	W	1/0	9	133	14.8	41t	1
Nov 15	Mia	L	1/1	3	21	7.0	9	0
Nov 22	TB	L	1/1	4	13	3.3	5	0
Nov 26	at Det	L	1/1	3	60	20.0	24t	1
Dec 6	at NE	W	1/1	3	36	12.0	20	1
Dec 13	Buf	W	1/1	3	19	6.3	8	0
Dec 20	Arz	L	1/1	8	159	19.9	78t	1
Dec 26	Was	L	1/1	6	104	17.3	43	1
Jan 3	at NYG	W	1/1	7	54	7.7	25	2
TOTALS			16/12	85	997	11.7	78t	8

2016 (Philadelphia)

Date	Opp	W/L	P/S	Rec	Yds	Avg	Lg	TD
Sep 11	Cle	W	1/1	7	114	16.3	28	1
Sep 19	at Chi	W	1/1	6	71	11.8	32	0
Sep 25	Pit	W	1/1	2	19	9.5	12t	1
Oct 9	at Det	L	1/1	4	65	16.3	27	0
Oct 16	at Was	L	1/0	3	75	25.0	54	0
Oct 23	Min	W	1/1	3	10	3.3	10	0
Oct 30	at Dal	L	1/1	11	65	5.9	13	1
Nov 6	at NYG	L	1/1	6	88	14.7	33	0
Nov 13	Atl	W	1/1	6	73	12.2	20	0
Nov 20	at Sea	L	1/1	5	59	11.8	26	0
Nov 28	GB	L	1/1	4	47	11.8	20	0
Dec 4	at Cin	L	—	—	—	—	—	—
Dec 11	Was	L	1/1	8	79	9.9	16	0
Dec 18	at Bal	L	1/1	6	27	4.5	8	0
Dec 22	NYG	W	1/1	2	12	6.0	7	0
Jan 1	Dal	W	—	—	—	—	—	—
TOTALS			14/13	73	804	11.0	54	3

2017 (Buffalo)

Date	Opp	W/L	P/S	Rec	Yds	Avg	Lg	TD
Sep 10	NYJ	W	1/1	2	61	30.5	47	0
Sep 17	at Car	L	1/1	3	30	10.0	15	0
Sep 24	Den	W	1/1	3	61	20.3	28	0
Oct 1	at Atl	W	1/0	2	10	5.0	9t	1
Oct 8	at Cin	L	—	—	—	—	—	—
Oct 22	TB	W	1/1	2	10	5.0	8	0
Oct 29	Oak	W	1/1	3	21	7.0	9	0
Nov 2	at NYJ	L	1/1	6	46	7.7	12	0
Nov 12	NO	L	1/0	1	14	14.0	14	0
Nov 19	at LAC	L	—	—	—	—	—	—
Nov 26	at KC	W	1/0	2	15	7.5	8	0
Dec 3	NE	L	1/1	1	14	14.0	14	0
PLACED ON INJURED RESERVE (Knee) ON 12/5								
TOTALS			10/7	25	282	11.3	47	1

2018 (Philadelphia)

Date	Opp	W/L	P/S	Rec	Yds	Avg	Lg	TD
SIGNED BY PHI ON 9/19								
Sep 23	Ind	W	1/0	2	21	10.5	14	0
Sep 30	at Ten	L	1/0	1	56	56.0	56t	1
Oct 7	Min	L	1/1	1	4	4.0	4	0
Oct 11	at NYG	W	1/0	2	26	13.0	16	0
Oct 21	Car	L	1/0	0	0	—	—	0
Oct 28	at Jax	W	1/1	4	93	23.3	36	0
Nov 11	Dal	L	1/1	3	40	13.3	18	0
Nov 18	at NO	L	1/0	3	37	12.3	19	0
Nov 25	NYG	W	1/0	0	0	—	—	0
Dec 3	Was	W	1/0	1	4	4.0	4t	1
Dec 9	at Dal	L	1/0	1	6	6.0	6	0
Dec 16	at LAR	W	1/0	0	0	—	—	0
Dec 23	Hou	W	1/0	2	13	6.5	11	0
Dec 30	at Was	W	1/0	0	0	—	—	0
TOTALS			14/3	20	300	15.0	56t	2



69

T

MIKE McGLINCHEY

6-8 | 310 | NOTRE DAME

1.12.95 | PHILADELPHIA, PA | 2ND YEAR | ACQUIRED D-1 IN '18

AWARDS & HONORS


2018: PFWA All-Rookie Team, ESPN All-Rookie Team

2019 HIGHLIGHTS

- Started all 12 games in which he appeared at RT. Also started all 3 postseason games at RT.
- Part of an offensive line that helped the 49ers rush for 259 yds. at Cin. (9/22), the most by the team since 12/20/14 vs. SD (355 rushing yds.). It also marked the most rushing yds. by the team on the road since 11/29/10 at Arz. (261 rushing yds.). Additionally, the offensive line did not allow a sack on 25 pass attempts by QB Jimmy Garoppolo and 1 attempt by WR Dante Pettis.
- Helped the 49ers rush for 275 yds. and 2 TDs on 40 carries (6.9 avg.) vs. Cle. (10/7), the most rushing yds. by the team in a single game since 12/20/14 (355 vs. SD).
- Helped the 49ers offense rush for 186 yds. and 2 TDs on 47 carries vs. Min. (1/11/20 - NFC-D). The 47 rushing atts. are the most in a postseason game in franchise history and the 186 rushing yds. are the 5th-most in a postseason game in franchise history.
- Part of an offensive line that helped the 49ers rush for 285 yds. and 4 TDs on 42 atts. (6.8 avg.) vs. GB (1/19/20 - NFC-C). The team's 285 total rushing yds. were the 2nd-most in postseason franchise history, and the 6th-most by any team in the postseason since 1970. The 285 rushing yds. by the 49ers offense are the most in a Conference Championship Game since 1970.

GOLDMINE

- McGlinchey was so big for his age that as a child, his parents would make sure to bring his birth certificate to his basketball games. Later, at age eight, he was hoping to make his debut in youth football, but decided against it after the league's directors told his family that they would have to place him on a team with eighth and ninth graders due to his size. Embracing such a large frame as a child, McGlinchey constantly threw his weight around with his big family, which featured 22 cousins and 5 siblings. Even at his grandmother's wake, McGlinchey and his extended family engaged in a pickup football game while still dressed in their suits. As Mike puts it, "That's the way she would have wanted it."
- The 49ers hosted the third annual Crucial Catch Fashion Show presented by Dignity Health on October 2nd, 2019, featuring cancer warriors representing all cancers as they modeled apparel donated by Levi's. McGlinchey and his teammates were paired with each of the warriors to share their stories of strength and courage with the audience and walk the runway.



McGLINCHEY'S GOLDEN NUGGETS

- McGlinchey's uncle, John Loughery, played QB at Boston College (1979-82) as did his cousin, Matt Ryan (2004-07). Ryan currently plays for the Atlanta Falcons and earned 2016 NFL MVP honors under current 49ers head coach Kyle Shanahan, who was Ryan's offensive coordinator (Mike pictured top right).



- Despite being roughly six foot, eight inches tall, McGlinchey doesn't know where his large frame came from. Said McGlinchey jokingly, "My dad is about five foot, eleven inches. My mom is five foot, eight inches. So, it must have been a genetic mutation."

GOLDMINE (CONTINUED)

- NFL players had the opportunity to participate in the NFL's annual My Cause, My Cleats campaign during Week 14 of the 2019 season. McGlinchey and his teammates represented their respective causes with custom-designed cleats in an effort to raise awareness and funding. McGlinchey represented the charity Autism Speaks, and said, "I play for my brother Jimmy."
- The 49ers and their families hosted 450 underserved boys and girls from the Bay Area for the first-ever 49ers Hope for the Holidays event. Each child had a once-in-a-lifetime experience traveling through Levi's Stadium and left with a brand new bike, helmet, lock, haircut, shoes, toys, glasses, backpack, dinner and more.





GOLDMINE (CONTINUED)

- McGlinchey and his fellow rookies participated in the annual 49ers Mentorship Academy on September 18, 2018. The Mentorship Academy, partnering with USA Football, is a three-step program designed to provide high school football players with the opportunity to develop the skills necessary to succeed and be leaders on and off the field. The rookie class invited the high schoolers to the team facility, where they shared opinions and lessons over a meal and fun competitions.



- McGlinchey and his teammates surprised guests of the CityTeam Men's Program and House of Grace on November 20, 2018, at Levi's Stadium. The group believed they were just taking a tour of the stadium, but they were in fact joining the 49ers players for a night full of exciting events. The guests received a makeover and haircut, selected a new outfit from Dockers, snapped a new headshot and then shared a Thanksgiving dinner with the 49ers players.
- On November 26th, 2019, the 49ers teamed up with Martha's Kitchen of San Jose to serve Thanksgiving dinner to over 300 people in need. Members of the team served food, busied tables and refilled beverages. The team also provided toiletries and giveaways to all those in attendance.



- The 49ers worked alongside the humanitarian-relief organization Convoy of Hope on December 4, 2018, and hosted 1,500 guests in need from Bay Area nonprofits and schools at Levi's® Stadium for a free holiday resource fair. McGlinchey and his 49ers teammates distributed groceries, toys, books, shoes and other holiday offerings to the guests. The attendees also received haircuts, utilized health resources and took family portraits or professional headshots. Convoy of Hope is a nonprofit organization that directs children's feeding initiatives, hosts community outreach programs and provides disaster response resources to those in need in the Bay Area and throughout the world.



- NFL players had the opportunity to participate in the NFL's annual My Cause, My Cleats campaign during a designated home game between Weeks 13-15 of 2018. McGlinchey and his teammates represented their respective causes with custom-designed cleats in an effort to raise awareness and funding. Autism Speaks is dedicated to promoting solutions, across the spectrum and throughout the life span, for the needs of people with autism and their families.



McGLINCHEY'S CAREER STATISTICS

GAMES/STARTS – 28/28: 2018 (16/16); 2019 (12/12)

POSTSEASON GAMES/STARTS – 3/3: 2019 (3/3)

Additional Statistics:

Tackles – 1: 2018 (1)

Fumble Recoveries – 1: 2018 (1)

Milestones:

NFL Debut: at Min. (9/9/18); **First Start:** at Min. (9/9/18)

McGLINCHEY'S TRANSACTIONS

Originally a 1st-round (9th overall) draft choice by SF in 2018.



2018

- Started all 16 games at RT in his rookie campaign.
- Part of an offensive line that did not allow a sack on 22 passing atts. by QB Nick Mullens vs. Oak. (11/1). It marked the first time the team did not allow a sack since 12/31/17 at LAR (33 atts. – QB Jimmy Garoppolo).
- McGlinchey and the offensive line did not allow a sack on 39 atts. by QB Nick Mullens vs. NYG (11/12). It marked the first time since Weeks 3-4 of the 2000 season that the team did not allow a sack in consecutive weeks [34 atts. by QB Jeff Garcia at StL (9/17/00); 26 atts. by Garcia at Dal. (9/24/00)].

COLLEGE

Appeared in 51 games (39 starts) in five years at Notre Dame. In 2017, was named a team captain and earned First-Team All-America honors from the Associated Press, the Football Writers Association of America, the American Football Coaches Association, *USA Today* and *Sports Illustrated*. Started all 13 games at LT and was part of an offensive line that won the Joe Moore Award as the nation's most outstanding offensive line. Notre Dame averaged 269.3 rushing yds./gm., ranking 7th in the FBS. As a junior, earned Second-Team All-America honors from the Associated Press. A team captain, started all 12 games at LT and was part of an offensive line that averaged 417.6 yds./game. In 2015, started all 13 games at RT and was part of an offensive line that helped the Irish average 5.63 yds./att., ranking 9th in the FBS. As a freshman, played in all 13 games (1 start) and saw action on special teams, registering a blocked FG, before making his first collegiate start in the Music City Bowl. Redshirted in 2013.

PERSONAL

- Attended William Penn (Philadelphia, PA) Charter School, where he was first-team offensive lineman on the 2012 Pennsylvania Sports Writers AAAA All-State football team and first-team offensive lineman on *Philadelphia Inquirer* All-Southeastern Pennsylvania team.
- Named a team captain as a senior in 2012.
- Began his high school career as a TE before transitioning to OL.
- Son of Mike and Janet McGlinchey.
- Born Michael Sean McGlinchey (1/12/95) in Warrington, PA.
- Graduated in May of 2017 with a degree in film, television and theatre from the College of Arts and Letters.

INJURY REPORT

2019: Inactive 4 games [at LAR (10/13), at Was. (10/20), vs. Car. (10/27) and at Arz. (10/31)] with a knee injury.



28

RB

JERICK MCKINNON

5-9 | 205 | GEORGIA SOUTHERN

5.3.92 | MARIETTA, GA | 6TH YEAR | ACQUIRED FA IN '18

GOLDMINE

- NFL players had the opportunity to participate in the NFL's annual My Cause, My Cleats campaign during a designated home game between Weeks 13-15 of 2018. McKinnon and his teammates represented their respective causes with custom-designed cleats in an effort to raise awareness and funding. Silicon Valley Animal Control Authority has services and programs that include the care of sick, injured, lost and abandoned companion animals, animal cruelty investigations, enforcement of animal laws, education and outreach programs, volunteer and foster programs, and more.



- McKinnon and his new teammate Matt Breida were an integral part in the history of Georgia Southern football. The Eagles program was a FCS school for the majority of its existence. It wasn't until the success of the team with McKinnon at virtually every position, which led to the program officially moved to FBS play following his senior season in 2013. "Those two guys were very important in our transition from FCS to FBS and showed that Georgia Southern did belong in Division I football," said Georgia Southern head coach Chad Lunsford.

MCKINNON'S GOLDEN NUGGETS

- Given the nickname 'Jet' at Georgia Southern after contributing early as a freshman. McKinnon's strength and conditioning coach was impressed with his abilities and presented him with two options, 'Jet' and 'Juke.' Jerick chose 'Jet', and the nickname has fittingly stuck with him throughout his career.
- Jerick's brother, Lester Norwood, was a defensive back at the University of Florida from 1998-2002.

GOLDMINE (CONTINUED)

- While at Sprayberry High, McKinnon's head coach Billy Shackelford showed confidence in him, playing him all over the field at quarterback, running back, wide receiver and defensive back. Shackelford urged schools to recruit McKinnon and proclaimed that he had zero red flags as a prospect, and would outwork any player on their current roster. Yet, despite a successful high school career, McKinnon was shunned by major schools who passed on him for taller or heavier prospects. Later, despite an extremely successful career at Georgia Southern, McKinnon's draft projection stated that he was a 'jack of all trades, but a master of none.' For McKinnon, the comments just served as additional motivation. "That kind of rubbed me the wrong way," he said. "I've got it as the screensaver on my phone. I look at it every day. It fuels me." Three years into his NFL career, McKinnon played in his hometown of Atlanta for the first time. For his homecoming, McKinnon made sure that Coach Shackelford, the man who always believed in him, had prime seats for the game.



McKINNON'S CAREER STATISTICS

YEAR	TEAM	GP	GS	ATT	RUSHING				TD	NO	RECEIVING			
					YDS	AVG	LG				YDS	AVG	LG	TD
2014	MIN	11	6	113	538	4.8	55		0	27	135	5.0	17	0
2015	MIN	16	0	52	271	5.2	68t		2	21	173	8.2	30	1
2016	MIN	15	7	159	539	3.4	36		2	43	255	5.9	41	2
2017	MIN	16	1	150	570	3.8	58t		3	51	421	8.3	41	2
2018	SF	—	—	—	INJURED RESERVE (Knee)				—	—	—	—	—	—
2019	SF	—	—	—	INJURED RESERVE (Knee)				—	—	—	—	—	—
TOTALS		58	14	474	1,918	4.0	68t		7	142	984	6.9	41	5

PLAYOFFS

YEAR	TEAM	GP	GS	ATT	RUSHING				TD	NO	RECEIVING			
					YDS	AVG	LG				YDS	AVG	LG	TD
2015	MIN	1	0	2	7	3.5	6		0	3	22	7.3	9	0
2017	MIN	2	0	18	74	4.1	14t		1	14	92	6.6	13	0
2019	SF	—	—	—	INJURED RESERVE (Knee)				—	—	—	—	—	—
TOTALS		3	0	20	81	4.1	14t		1	17	114	6.7	13	0

Additional Statistics:

Kick Returns – 13: 2015 (1); 2017 (12)

Kick Return Yards – 336: 2015 (24); 2017 (312)

Fumbles–Lost – 3–2: 2017 (3–2)

Tackles – 3: 2014 (1); 2016 (1); 2017 (1)

Milestones:

NFL Debut: at StL (9/7/14); **First Start:** vs. Det. (10/12/14); **First Rushing TD:** Regular Season – vs. NYG (12/27/15); Postseason – vs. NO (1/14/18); **First Receiving TD:** vs. Chi. (12/20/15 – 17–yd. pass from QB Teddy Bridgewater); **100–yd. Games:** 2, Last at Buf. (10/19/14 – 103 yds.); **2 TD Games:** 1 vs. NYG (12/27/15)

McKINNON'S CAREER 100-YARD RUSHING GAMES (2)

Date	Opp	Rsh	Yds	Avg	TD	Date	Opp	Rsh	Yds	Avg	TD
9/28/14	vs. Atl.	18	135	7.5	0	10/19/14	at Buf.	19	103	5.4	0

McKINNON'S CAREER 100-YARD RECEIVING GAMES (1)

Date	Opp	Rec	Yds	Avg	TD
12/17/17	vs. Cin.	7	114	16.3	0

McKINNON'S CAREER HIGHS

Rushes: Regular Season – 20 vs. Hou. (10/9/16); Postseason – 10 at Phi. (1/21/18)

Rushing Yards: Regular Season – 135 vs. Atl. (9/28/14); Postseason – 40 at Phi. (1/21/18)

Rushing TDs: Regular Season – 2 vs. NYG (12/27/15); Postseason – 1 vs. NO (1/14/18)

Long Rush: Regular Season – 68t vs. NYG. (12/27/15); Postseason – 14t vs. NO (1/14/18)

Receptions: Regular Season – 9 vs. Ind. (12/18/16); Postseason – 11 at Phi. (1/21/18)

Receiving Yards: Regular Season – 114 vs. Cin. (12/17/17); Postseason – 86 at Phi. (1/21/18)

Receiving TDs: Regular Season – 1 (5 times) Last at Atl. (12/3/17)

McKINNON'S TRANSACTIONS

Originally a 3rd–round (96th overall) draft choice by Min. in 2014...Placed on the Injured Reserve List on 12/6/14...Signed a four–year deal with SF on 3/15/18...Placed on the Injured Reserve List on 9/3/18...Placed on the Active/Physically Unable to Perform List on 7/26/19...Activated from the Active/ Physically Unable to Perform List on 8/6/19...Placed on the Injured Reserve List on 8/31/19.



2018 (SAN FRANCISCO)

- Placed on the Injured Reserve List on 9/3.

2017 (MINNESOTA)

- Appeared in all 16 games (1 start) and posted career highs in rushing yds. (570) and rushing TDs (3) on 150 atts. Hauled in 51 receipts. for 421 rec. yds., both of which set career highs.
- Saw action in 2 postseason contests and registered 18 rushing atts. for 74 yds. and 1 TD. Caught 14 passes for 92 yds., finishing with 166 total scrimmage yds. His 14 receipts. ranked 2nd among all RBs in the postseason.
- Posted a season-high 95 rushing yds. and 1 TD on 16 atts. in a win at Chi. (10/9). Added 6 receipts. and 51 rec. yds. for a total of 146 yds. from scrimmage.
- Registered 7 receipts. for a career-high 114 yds. vs. Cin. (12/17).

2016 (MINNESOTA)

- In 15 games (7 starts), totaled 539 rushing yds. and 2 rushing TDs on 159 atts., a career high. Added 43 receipts. for 255 yds. and 2 TDs.
- In his first start of the season vs. NYG (10/3), carried the ball 18 times for 85 yards and 1 TDs.
- Carried the ball 16 times for a season-high 89 rushing yds. and 1 TD vs. Chi. (1/1/17).

2015 (MINNESOTA)

- Appeared in all 16 games and carried the ball 52 times for 271 yds. and 2 TDs, while adding 21 receipts. for 173 yds.
- Registered his first career TD after catching a 17-yd. pass from QB Teddy Bridgewater in a win vs. Chi. (12/20). Finished the game with 4 receipts. for 76 yds.
- Ran the ball 7 times for 89 yds. and a career-high 2 TDs vs. NYG (12/27). In the 4th Qtr., registered a 68-yd. touchdown run, the longest of his career.

2014 (MINNESOTA)

- Saw action in 11 games (6 starts) as a rookie and recorded 538 rushing yds. on 113 atts. Led the team in yds. per carry (4.8) on the season. Added 27 receipts. for 135 yds.
- Ranked 3rd among NFC rookie runners in total rushing yds. (538) on the season.
- Saw 18 rushing atts. for a career-high 135 yds. vs. Atl. (9/28/14). The performance ranks as the sixth-most rushing yds. by a rookie in Vikings history.
- Posted his 2nd 100-yd. rushing performance on the year at Buf. (10/19), finishing the game with 103 yds. on 19 atts. in just the second start of his NFL career.

COLLEGE

Appeared in 47 games (31 starts) and made starts at QB, WR, RB and CB in a four-year career at Georgia Southern. Ran the ball for 3,899 career rushing yds. and 42 TDs. Logged 17 career games with over 100 rushing yds. As a senior in 2013, earned team MVP honors for the second-consecutive year. Saw action at QB and RB, registering 1,050 rushing yds. and 16 TDs (12 rushing & 4 passing). In his junior season, earned All-America honors at QB from *College Sports Journal* and *College Sporting News* after recording 1,817 rushing yds. and 20 rushing TDs. on 269 atts. As a sophomore in 2011, played in 13 games (7 starts) and tallied 705 all-purpose yds., while also adding 2 INTs. Played in 10 games as a freshman and carried the ball 109 times for 495 yds. and 3 TDs.

PERSONAL

- Attended Sprayberry (Marietta, GA) HS and earned all-state honors as a QB from *Atlanta Journal-Constitution* after his senior year.
- As a senior, named Region VII AAAA Player of the Year after registering more than 1,500 passing yds. and 1,300 rushing yds.
- Excelled in track and field, competing in the 100m, 200m, 4x100 relay and long jump.
- Born Jerick Deshun McKinnon (5/3/92) in Atlanta, GA.

INJURY REPORT

- 2014:** Placed on the Injured Reserve List on 12/6 with a back injury.
- 2016:** Inactive at Chi. (10/31) with an ankle injury.
- 2018:** Placed on the Injured Reserve List on 9/3 with a knee injury.
- 2019:** Placed on the Injured Reserve List on 8/31 with a knee injury.



McKINNON'S GAME-BY-GAME

2014 (Minnesota)

Date	Opp	W/L	P/S	Rsh	Yds	Avg	Lg	TD	Rec	Yds	TD
Sep 7	at StL	W	1/0	1	1	1.0	1	0	0	0	0
Sep 14	NE	L	1/0	2	7	3.5	4	0	2	5	0
Sep 21	at NO	L	1/0	2	-1	-0.5	1	0	2	9	0
Sep 28	Atl	W	1/0	18	135	7.5	55	0	1	17	0
Oct 2	at GB	L	1/0	7	24	3.4	10	0	3	22	0
Oct 12	Det	L	1/1	11	40	3.6	9	0	6	42	0
Oct 19	at Buf	L	1/1	19	103	5.4	29	0	2	-2	0
Oct 26	at TB	W	1/1	16	83	5.2	28	0	1	-1	0
Nov 2	Was	W	1/1	14	54	3.9	15	0	3	14	0
Nov 16	at Chi	L	1/1	8	38	4.8	23	0	4	20	0
Nov 23	GB	L	1/1	15	54	3.6	10	0	3	9	0
PLACED ON INJURED RESERVE (Back) ON 12/6											
TOTALS			11/6	113	538	4.8	55	0	27	135	0

2015 (Minnesota)

Date	Opp	W/L	P/S	Rsh	Yds	Avg	Lg	TD	Rec	Yds	TD
Sep 14	at SF	L	1/0	3	20	6.7	15	0	2	8	0
Sep 20	Det	W	1/0	3	6	2.0	3	0	0	0	0
Sep 27	SD	W	1/0	6	18	3.0	9	0	0	0	0
Oct 4	at Den	L	1/0	1	6	6.0	6	0	0	0	0
Oct 18	KC	W	1/0	1	2	2.0	2	0	0	0	0
Oct 25	at Det	W	1/0	9	36	4.0	9	0	1	1	0
Nov 1	at Chi	W	1/0	2	18	9.0	16	0	0	0	0
Nov 8	StL	W	1/0	0	0	0.0	0	0	2	11	0
Nov 15	at Oak	W	1/0	0	0	0.0	0	0	1	7	0
Nov 22	GB	L	1/0	0	0	0.0	0	0	2	15	0
Nov 29	at Atl	W	1/0	5	33	6.6	10	0	0	0	0
Dec 6	Sea	L	1/0	4	18	4.5	12	0	3	6	0
Dec 10	at Arz	L	1/0	0	0	0.0	0	0	1	8	0
Dec 20	Chi	W	1/0	7	10	1.4	4	0	4	76	1
Dec 27	NYG	W	1/0	7	89	12.7	68t	2	2	8	0
Jan 3	at GB	W	1/0	4	15	3.8	10	0	3	33	0
TOTALS			16/0	52	271	5.2	68t	2	21	173	1

2015 Postseason (Minnesota)

Date	Opp	W/L	P/S	Rsh	Yds	Avg	Lg	TD	Rec	Yds	TD
Jan 10	Sea	L	1/0	2	7	3.5	6	0	3	22	0
TOTALS			1/0	2	7	3.5	6	0	3	22	0

2016 (Minnesota)

Date	Opp	W/L	P/S	Rsh	Yds	Avg	Lg	TD	Rec	Yds	TD
Sep 11	at Ten	W	1/0	1	6	6.0	6	0	1	3	0
Sep 18	GB	W	1/0	2	2	1.0	2	0	1	-1	0
Sep 25	at Car	W	1/0	16	45	2.8	14	0	1	2	0
Oct 3	NYG	W	1/0	18	85	4.7	25	1	3	10	0
Oct 9	Hou	W	1/0	20	36	1.8	8	0	1	10	0
Oct 23	at Phi	L	1/0	11	43	3.9	9	0	1	5	0
Oct 31	at Chi	L	—	—	INACTIVE (Ankle)		—	—	—	—	—
Nov 6	Det	L	1/0	7	8	1.1	4	0	0	0	0
Nov 13	at Was	L	1/0	6	16	2.7	13	0	3	17	0
Nov 20	Arz	W	1/0	16	44	2.8	12	0	1	-3	0
Nov 24	at Det	L	1/0	9	31	3.4	10	0	3	45	0
Dec 1	Dal	L	1/0	9	41	4.6	9	0	5	14	1
Dec 11	at Jax	W	1/0	14	31	2.2	7	0	6	38	0
Dec 18	Ind	L	1/0	3	12	4.0	6	0	9	59	0
Dec 24	at GB	L	1/0	11	50	4.5	11	0	5	35	0
Jan 1	Chi	W	1/0	16	89	5.6	36	1	3	21	1
TOTALS			15/7	159	539	3.4	36	2	43	255	2

2017 (Minnesota)

Date	Opp	W/L	P/S	Rsh	Yds	Avg	Lg	TD	Rec	Yds	TD
Sep 11	NO	W	1/0	3	5	1.7	10	0	3	32	0
Sep 17	at Pit	L	1/0	3	16	5.3	9	0	3	9	0
Sep 24	TB	W	1/0	2	5	2.5	4	0	2	-1	0
Oct 1	Det	L	1/0	2	0	0.0	4	0	0	0	0
Oct 9	at Chi	W	1/0	16	95	5.9	58t	1	6	51	0
Oct 15	GB	W	1/0	15	69	4.6	20	1	5	30	1
Oct 22	Bal	W	1/0	14	47	3.4	7	0	3	10	0
Oct 29	at Cle	W	1/0	14	50	3.6	10	1	6	72	0
Nov 12	at Was	W	1/0	10	32	3.2	10	0	2	15	0
Nov 19	LAR	W	1/0	14	48	3.4	9	0	5	12	0
Nov 23	at Det	W	1/0	13	23	1.8	16	0	1	31	0
Dec 3	at Atl	W	1/0	9	24	2.7	7	0	5	28	1
Dec 10	at Car	L	1/0	7	46	6.6	17	0	2	9	0
Dec 17	Cin	W	1/0	9	24	2.7	9	0	7	114	0
Dec 23	at GB	W	1/0	7	42	6.0	17	0	1	9	0
Dec 31	Chi	W	1/1	12	44	3.7	14	0	0	0	0
TOTALS			16/1	150	570	3.8	58t	3	51	421	2

2017 Postseason (Minnesota)

Date	Opp	W/L	P/S	Rsh	Yds	Avg	Lg	TD	Rec	Yds	TD
Jan 14	NO	W	1/0	8	34	4.3	14t	1	3	6	0
Jan 21	at Phi	L	1/0	10	40	4.0	10	0	11	86	0
TOTALS			2/0	18	74	4.1	14t	1	14	92	0



93

EARL MITCHELL

NT

6-3 | 310 | ARIZONA

9.25.87 | GALENA PARK, TX | 10TH YEAR | ACQUIRED FA IN '19

2019 HIGHLIGHTS

- Signed by the team on 1/1/20. Appeared in all 3 postseason games and registered 2 tackles and 0.5 sack.
- Helped the 49ers defense hold the Vikings to 147 total net yds. (21 rushing and 126 passing) vs. Min. (1/11/20 - NFC-D). The 147 total net yds. allowed are the fewest allowed in a postseason game in franchise history. It also marked the fewest total net yds. allowed in an NFL postseason game since 1/3/15 [Carolina held Arz. to 78 total net yds. (27 rushing and 51 passing)]. The 21 rushing yds. allowed by the 49ers defense is the fewest allowed in a postseason game in franchise history.
- Registered 0.5 sack of Chiefs QB Patrick Mahomes at KC (2/2/20 - SB).

GOLDMINE

- The 49ers worked alongside the humanitarian-relief organization Convoy of Hope on December 4, 2018, and hosted 1,500 guests in need from Bay Area nonprofits and schools at Levi's® Stadium for a free holiday resource fair. Mitchell and his 49ers teammates distributed groceries, toys, books, shoes and other holiday offerings to the guests. The attendees also received haircuts, utilized health resources and took family portraits or professional headshots. Convoy of Hope is a nonprofit organization that directs children's feeding initiatives, hosts community outreach programs and provides disaster response resources to those in need in the Bay Area and throughout the world.



MITCHELL'S GOLDEN NUGGETS

- Worked with current 49ers offensive line coach, John Benton, spent the 2010-13 seasons with the Texans, as well as the 2014-15 seasons with the Miami Dolphins, going against Mitchell. He also played with current 49ers inside linebackers coach, DeMeco Ryans, for two seasons (2010-11).
- An avid WWE and professional wrestling fan, Mitchell attended WrestleMania 32 in Dallas, TX in 2016 and WrestleMania 34 in New Orleans, LA in 2018.

MITCHELL'S GAME-BY-GAME

2019 Postseason

Date	Opp	W/L	P/S	Tot	Sol	Asst	Sk	Yds	Int	Yds	PD	FF	FR	Yds
SIGNED BY SF ON 1/1														
Jan 11	Min	W	1/0	0	0	0	0.0	0.0	0	0	0	0	0	0
Jan 19	GB	W	1/0	1	1	0	0.0	0.0	0	0	0	0	0	0
Feb 2	at KC	L	1/0	1	0	1	0.5	0.5	0	0	0	0	0	0
TOTALS			3/0	2	1	1	0.5	0.5	0	0	0	0	0	0

GOLDMINE (CONTINUED)

- NFL players had the opportunity to participate in the NFL's annual My Cause, My Cleats campaign during a designated home game between Weeks 13-15 of the 2018 season. Mitchell and his teammates represented their respective causes with custom-designed cleats in an effort to raise awareness and funding.





GOLDMINE (CONTINUED)

- After posing for a photoshoot, Mitchell and his teammates joined Levi's in support of breast, colon and pediatric cancer warriors at the Crucial Catch Fashion Show presented by Dignity Health on October 2, 2018. 49ers players and cancer warriors took to the runway to show off their attire and share their stories of strength and courage with the audience.



- The 49ers joined forces with Martha's Kitchen of San Jose as part of their Community Tuesday kickoff event on September 11, 2018. Mitchell and teammates took part in the event by serving dinner to nearly 200 residents in need, refilling beverages and bussing tables. Both the 49ers and Levi's Stadium partner with Martha's Kitchen throughout the year by donating excess food after stadium events. Martha's Kitchen's mission is to "feed the hungry with dignity, no questions asked, no judgements made."



- During all Week 13 games in 2017, NFL players had the chance to share the causes that are important to them as part of the NFL's My Cause, My Cleats campaign. "The Salvation Army is my favorite nonprofit because they provide resources to single mothers and help them get on their feet during times of need," said Mitchell.



- In 2013, Mitchell added CrossFit to his workout repertoire three times a week to help with his endurance. "It's just something I picked up during the offseason," Mitchell said in 2013. "I was kind of just looking at different ways to work out and that was right up my alley and what would translate best for me in terms of how I feel during practice and during games. It takes a lot of heart to do CrossFit so that's really why I did it."
- While playing at the University of Arizona, Mitchell transitioned from TE/H-Back to a DL for his final two seasons (2008-09). "I was able to pick up what the other team's offense was doing, and that helped make the transition easier," said Mitchell.





MITCHELL'S CAREER STATISTICS

YEAR	TEAM	GP	GS	TACKLES					INTERCEPTIONS					FUMBLES		
				TOT	SOL	AST	SACKS	YDS	INT	YDS	LG	TD	PD	FF	FR	YDS
2010	HOU	15	0	26	18	8	1.0	8.0	0	0	—	0	0	0	0	0
2011	HOU	16	0	27	14	13	1.0	0.0	0	0	—	0	1	0	0	0
2012	HOU	16	3	51	23	28	0.0	0.0	0	0	—	0	3	1	0	0
2013	HOU	16	14	87	33	54	1.5	9.5	0	0	—	0	0	0	0	0
2014	MIA	16	4	33	21	12	2.0	12.0	0	0	—	0	1	0	0	0
2015	MIA	12	12	22	14	8	0.0	0.0	0	0	—	0	0	0	0	0
2016	MIA	9	5	17	11	6	0.0	0.0	0	0	—	0	0	0	0	0
2017	SF	16	16	33	19	14	1.0	6.0	0	0	—	0	4	0	1	0
2018	SF	14	12	28	17	11	0.0	0.0	0	0	—	0	0	0	0	0
2019	Out of Football	—	—	—	—	—	—	—	—	—	—	—	—	—	—	—
TOTALS		130	66	324	170	154	6.5	35.5	0	0	—	0	9	1	1	0

PLAYOFFS

YEAR	TEAM	GP	GS	TACKLES					INTERCEPTIONS					FUMBLES		
				TOT	SOL	AST	SACKS	YDS	INT	YDS	LG	TD	PD	FF	FR	YDS
2011	HOU	2	0	5	3	2	1.0	9.0	0	0	—	0	1	0	0	0
2012	HOU	2	0	5	2	3	0.0	0.0	0	0	—	0	0	0	0	0
2016	MIA	1	0	3	3	0	0.0	0.0	0	0	—	0	0	0	0	0
2019	SF	3	0	2	1	1	0.5	0.5	0	0	—	0	0	0	0	0
TOTALS		8	0	15	9	6	1.5	9.5	0	0	—	0	1	0	0	0

Additional Statistics:

Special Teams Fumble Recoveries – 2: 2011 (2)

Blocked Field Goal – 1: 2014 (1)

Kick Returns – 1: 2010 (1)

Kick Return Yards – 0: 2010 (0)

Milestones:

NFL Debut: vs Ind. (9/12/10); **First Start:** at Chi. (11/11/12); **First Sack:** at Ten. (12/19/10 – QB Kerry Collins); Postseason – 1.0 vs. Cin. (1/7/12 – QB Andy Dalton); **First FF:** at NE (12/10/12 – RB Stevan Ridley); **First FR:** vs. Arz. (11/5/17 – RB Adrian Peterson); **First Blocked FG:** at Det. (11/9/14 – K Matt Prater)

MITCHELL'S CAREER HIGHS

Total Tackles: Regular Season – 11 at KC (10/20/13); Postseason – 4 (2 times) Last at NE (1/13/13)
Solo: Regular Season – 7 at KC (10/20/13); Postseason – 3 (2 times) Last at Pit. (1/8/17)
Assists: Regular Season – 7 vs. StL (10/13/13); Postseason – Postseason – 3 at NE (1/13/13)

Passes Defensed: Regular Season – 2 at Den. (9/23/12); Postseason – 1 vs. Cin. (1/7/12)
Sacks: Regular Season – 1.0 (6 times) Last at Phi. (10/29/17); Postseason – 1.0 vs. Cin. (1/7/12)
Forced Fumbles: 1 at NE (12/10/12)
Fumble Recoveries: 1 vs. Arz. (11/5/17)

MITCHELL'S TRANSACTIONS

Originally a 3rd-round (81st overall) draft choice by Hou. in 2010...Signed a four-year deal with Mia. on 3/12/14...Placed on the Injured Reserve List on 9/14/16...Activated from the Injured Reserve List on 11/10/16...Signed a four-year deal with SF on 2/25/17...Signed a one-year deal with Sea. on 7/24/19...Waived by Sea. on 8/31/19...Signed a one-year deal with SF on 1/1/20.



2018 (SAN FRANCISCO)

- Played in 14 games (12 starts) and registered 28 tackles.

2017 (SAN FRANCISCO)

- Started all 16 games and registered 33 tackles, 1.0 sack, 1 FR and a career-high 4 PDs.
- Brought down Eagles QB Carson Wentz at Phi. (10/29), marking his 1st sack of the season and 1st since 11/13/14 vs. Buf. (1.0 sack), as a member of the Miami Dolphins.
- Notched his 1st career defensive FR vs. Arz. (11/5), recovering a fumble by Cardinals RB Adrian Peterson.
- Lined up at FB for a 1-yd. TD run by QB Jimmy Garoppolo vs. Jax. (12/24).

2016 (MIAMI)

- Appeared in 9 games (5 starts) and registered 17 tackles. Saw action in Miami's lone playoff game and recorded 3 tackles.

2015 (MIAMI)

- Started all 12 games that he appeared in and recorded 22 tackles.

2014 (MIAMI)

- Appeared in 16 games for the 4th consecutive season, making 4 starts and totaling 33 tackles and 2.0 sacks.
- Notched 3 tackles and 1.0 sack vs. SD (11/2), taking down Chargers QB Philip Rivers for an 8-yd. loss
- Recorded the 1st blocked FG of his career at Det. (11/9), blocking a 42-yd. FGA by Lions K Matt Prater.

2013 (HOUSTON)

- Appeared in all 16 games (14 starts) and registered a career-high 87 tackles while adding 1.5 sacks.
- Notched a career-high 11 tackles and 1.0 sack at KC (10/20), sacking Chiefs QB Alex Smith for a 6-yd. loss.
- Recorded 9 tackles and a half sack vs. Jax. (11/24), combining with DE Antonio Smith to sack Jaguars QB Chad Henne.

2012 (HOUSTON)

- Appeared in 16 games (3 starts) and recorded 51 tackles, 3 PDs and 1 FF. Saw action in both of the team's playoff games and recorded 5 tackles.
- Made the 1st start of his NFL career at Chi. (11/11).
- Registered 6 tackles and the 1st FF of his career at NE (12/10), knocking the ball loose from Patriots RB Stevan Ridley.

2011 (HOUSTON)

- Appeared in all 16 games and totaled 27 tackles, 1.0 sack and 1 PD. Saw action in both of the team's playoff games and recorded 5 tackles, 1.0 sack and 1 PD.
- Registered 5 tackles and 1.0 sack vs. Car. (12/18), taking down QB Cam Newton.
- Totaled 4 tackles and 1.0 sack vs. Cin (1/7/12 - AFC - WC), taking down Bengals QB Andy Dalton for a 9-yd. loss.

2010 (HOUSTON)

- Appeared in 15 games and registered 26 tackles and 1.0 sack in his rookie season.
- Recorded the 1st sack of his NFL career at Ten. (12/19), taking down Titans QB Kerry Collins for an 8-yd. loss.

COLLEGE

Played in 49 games (37 starts) at Arizona, starting 12 of 24 games at TE/H-Back and all 25 games at DT. Started his collegiate career as a TE/H-back before transitioning to the defensive line as a junior. On defense, totaled 88 tackles, 8.0 sacks, 18 TFLs, 2 PDs, 1 FF and 1 blocked punt. As a senior in 2009, started all 12 games and recorded 48 tackles and 6.5 sacks and was named Second-Team All-Pac 10 by the league's coaches. In 2008, shifted to the defensive side of the ball where he started all 13 games at DT and registered 40 tackles, 1.5 sacks and 5.5 TFLs. As a sophomore, appeared in 12 games on offense and recorded 5 receipts. for 38 yds. and 1 TD. Saw action in all 12 games as a true freshman in 2006 and rushed for 7 yds. on 4 atts., while adding and 9 receipts. for 136 yds.

PERSONAL

- Majored in interdisciplinary studies.
- Attended North Shore (Galena Park, TX) HS, where he earned first-team all-district 23-5A honors and helped his team to an 11-1 record as a senior.
- Born Earl Mitchell (9/25/87) in Houston, TX.

INJURY REPORT

- 2010:** Inactive at Ind. (11/1) with an ankle injury.
- 2015:** Inactive vs. Bal. (12/6), at SD (12/20), vs. Ind. (12/27) and vs. NE (1/3/16) with a calf injury.
- 2016:** Placed on the Injured Reserve List on 9/14 with a calf injury; Activated from the Injured Reserve List on 11/10 after missing 7 games.



MITCHELL'S GAME-BY-GAME

2010 (Houston)

Date	Opp	W/L	P/S	Tot	Sol	Ast	Sk	Yds	Int	Yds	PD	FF	FR	Yds
Sep 12	Ind	W	1/0	0	0	0	0.0	0.0	0	0	0	0	0	0
Sep 19	at Was	W	1/0	2	1	1	0.0	0.0	0	0	0	0	0	0
Sep 26	Dal	L	1/0	2	2	0	0.0	0.0	0	0	0	0	0	0
Oct 3	at Oak	W	1/0	2	2	0	0.0	0.0	0	0	0	0	0	0
Oct 10	NYG	L	1/0	5	1	4	0.0	0.0	0	0	0	0	0	0
Oct 17	KC	W	1/0	3	1	2	0.0	0.0	0	0	0	0	0	0
Nov 1	at Ind	L	—	—	INACTIVE (Ankle)				—	—	—	—	—	—
Nov 7	SD	L	1/0	0	0	0	0.0	0.0	0	0	0	0	0	0
Nov 14	at Jax	L	1/0	3	3	0	0.0	0.0	0	0	0	0	0	0
Nov 21	at NYJ	L	1/0	2	2	0	0.0	0.0	0	0	0	0	0	0
Nov 28	Ten	W	1/0	1	1	0	0.0	0.0	0	0	0	0	0	0
Dec 2	at Phi	L	1/0	0	0	0	0.0	0.0	0	0	0	0	0	0
Dec 13	Bal	L	1/0	4	3	1	0.0	0.0	0	0	0	0	0	0
Dec 19	at Ten	L	1/0	1	1	0	1.0	8.0	0	0	0	0	0	0
Dec 26	at Den	L	1/0	1	1	0	0.0	0.0	0	0	0	0	0	0
Jan 2	Jax	W	1/0	0	0	0	0.0	0.0	0	0	0	0	0	0
TOTALS			15/0	26	18	8	1.0	8.0	0	0	0	0	0	0

2011 (Houston)

Date	Opp	W/L	P/S	Tot	Sol	Ast	Sk	Yds	Int	Yds	PD	FF	FR	Yds
Sep 11	Ind	W	1/0	1	1	0	0.0	0.0	0	0	0	0	0	0
Sep 18	at Mia	W	1/0	2	1	1	0.0	0.0	0	0	0	0	0	0
Sep 25	at NO	L	1/0	0	0	0	0.0	0.0	0	0	0	0	0	0
Oct 2	Pit	W	1/0	0	0	0	0.0	0.0	0	0	0	0	0	0
Oct 9	Oak	L	1/0	2	1	1	0.0	0.0	0	0	0	0	0	0
Oct 16	at Bal	L	1/0	1	0	1	0.0	0.0	0	0	0	0	0	0
Oct 23	at Ten	W	1/0	1	0	1	0.0	0.0	0	0	0	0	0	0
Oct 30	Jax	W	1/0	1	0	1	0.0	0.0	0	0	0	0	0	0
Nov 6	Cle	W	1/0	3	3	0	0.0	0.0	0	0	0	0	0	0
Nov 13	at TB	W	1/0	0	0	0	0.0	0.0	0	0	0	0	0	0
Nov 27	at Jax	W	1/0	0	0	0	0.0	0.0	0	0	0	0	0	0
Dec 4	Atl	W	1/0	0	0	0	0.0	0.0	0	0	0	0	0	0
Dec 11	at Cin	W	1/0	1	0	1	0.0	0.0	0	0	0	0	0	0
Dec 18	Car	L	1/0	5	3	2	1.0	0.0	0	0	0	0	0	0
Dec 22	at Ind	L	1/0	4	0	4	0.0	0.0	0	0	0	0	0	0
Jan 1	Ten	L	1/0	6	5	1	0.0	0.0	0	0	1	0	0	0
TOTALS			16/0	27	14	13	1.0	0.0	0	0	1	0	0	0

2011 Postseason (Houston)

Date	Opp	W/L	P/S	Tot	Sol	Ast	Sk	Yds	Int	Yds	PD	FF	FR	Yds
Jan 7	Cin	W	1/0	4	3	1	1.0	9.0	0	0	1	0	0	0
Jan 13	at NE	L	1/0	1	0	1	0.0	0.0	0	0	0	0	0	0
TOTALS			2/0	5	3	2	1.0	9.0	0	0	1	0	0	0

2012 (Houston)

Date	Opp	W/L	P/S	Tot	Sol	Ast	Sk	Yds	Int	Yds	PD	FF	FR	Yds
Sep 9	Mia	W	1/0	2	0	2	0.0	0.0	0	0	0	0	0	0
Sep 16	at Jax	W	1/0	2	2	0	0.0	0.0	0	0	0	0	0	0
Sep 23	at Den	W	1/0	3	2	1	0.0	0.0	0	0	2	0	0	0
Sep 30	Ten	W	1/0	3	2	1	0.0	0.0	0	0	0	0	0	0
Oct 8	at NYJ	W	1/0	3	1	2	0.0	0.0	0	0	0	0	0	0
Oct 14	GB	L	1/0	7	4	3	0.0	0.0	0	0	0	0	0	0
Oct 21	Bal	W	1/0	4	1	3	0.0	0.0	0	0	0	0	0	0
Nov 4	Buf	W	1/0	2	0	2	0.0	0.0	0	0	0	0	0	0
Nov 11	at Chi	W	1/1	4	3	1	0.0	0.0	0	0	0	0	0	0
Nov 18	Jax	W	1/1	1	1	0	0.0	0.0	0	0	0	0	0	0
Nov 22	at Det	W	1/1	5	1	4	0.0	0.0	0	0	0	0	0	0
Dec 2	at Ten	W	1/0	1	0	1	0.0	0.0	0	0	1	0	0	0
Dec 10	at NE	L	1/0	6	3	3	0.0	0.0	0	0	0	1	0	0
Dec 16	Ind	W	1/0	4	1	3	0.0	0.0	0	0	0	0	0	0
Dec 23	Min	L	1/0	1	0	1	0.0	0.0	0	0	0	0	0	0
Dec 30	at Ind	L	1/0	3	2	1	0.0	0.0	0	0	0	0	0	0
TOTALS			16/3	51	23	28	0	0	0	0	3	1	0	0

2012 Postseason (Houston)

Date	Opp	W/L	P/S	Tot	Sol	Ast	Sk	Yds	Int	Yds	PD	FF	FR	Yds
Jan 5	Cin	W	1/0	1	1	0	0.0	0.0	0	0	0	0	0	0
Jan 13	at NE	L	1/0	4	1	3	0.0	0.0	0	0	0	0	0	0
TOTALS			2/0	5	2	3	0.0	0.0	0	0	0	0	0	0

2013 (Houston)

Date	Opp	W/L	P/S	Tot	Sol	Ast	Sk	Yds	Int	Yds	PD	FF	FR	Yds
Sep 9	at SD	W	1/1	4	1	3	0.0	0.0	0	0	0	0	0	0
Sep 15	Ten	W	1/1	6	0	6	0.0	0.0	0	0	0	0	0	0
Sep 22	at Bal	L	1/1	7	1	6	0.0	0.0	0	0	0	0	0	0
Sep 29	Sea	L	1/1	4	0	4	0.0	0.0	0	0	0	0	0	0
Oct 6	at SF	L	1/1	5	2	3	0.0	0.0	0	0	0	0	0	0
Oct 13	StL	L	1/1	9	2	7	0.0	0.0	0	0	0	0	0	0
Oct 20	at KC	L	1/1	11	7	4	1.0	6.0	0	0	0	0	0	0
Nov 3	Ind	L	1/1	5	3	2	0.0	0.0	0	0	0	0	0	0
Nov 10	at Arz	L	1/1	6	1	5	0.0	0.0	0	0	0	0	0	0
Nov 17	Oak	L	1/1	7	2	5	0.0	0.0	0	0	0	0	0	0
Nov 24	Jax	L	1/1	9	5	4	0.5	3.5	0	0	0	0	0	0
Dec 1	NE	L	1/1	3	2	1	0.0	0.0	0	0	0	0	0	0
Dec 5	at Jax	L	1/1	4	3	1	0.0	0.0	0	0	0	0	0	0
Dec 15	at Ind	L	1/0	3	1	2	0.0	0.0	0	0	0	0	0	0
Dec 22	Den	L	1/0	1	1	0	0.0	0.0	0	0	0	0	0	0
Dec 29	at Ten	L	1/1	3	2	1	0.0	0.0	0	0	0	0	0	0
TOTALS			16/14	87	33	54	1.5	6.5	0	0	0	0	0	0



MITCHELL'S GAME-BY-GAME

2014 (Miami)

Date	Opp	W/L	P/S	Tot	Sol	Ast	Sk	Yds	Int	Yds	PD	FF	FR	Yds
Sep 7	NE	W	1/0	2	2	0	0.0	0.0	0	0	0	0	0	0
Sep 14	at Buf	L	1/1	5	3	2	0.0	0.0	0	0	0	0	0	0
Sep 21	KC	L	1/0	3	2	1	0.0	0.0	0	0	0	0	0	0
Sep 28	at Oak	W	1/1	1	1	0	0.0	0.0	0	0	0	0	0	0
Oct 12	GB	L	1/0	2	2	0	0.0	0.0	0	0	0	0	0	0
Oct 19	at Chi	W	1/0	1	1	0	0.0	0.0	0	0	0	0	0	0
Oct 26	at Jax	W	1/1	2	1	1	0.0	0.0	0	0	0	0	0	0
Nov 2	SD	W	1/0	3	1	2	1.0	8.0	0	0	0	0	0	0
Nov 9	at Det	L	1/0	3	1	2	0.0	0.0	0	0	0	0	0	0
Nov 13	Buf	W	1/0	1	1	0	1.0	4.0	0	0	0	0	0	0
Nov 23	at Den	L	1/0	0	0	0	0.0	0.0	0	0	0	0	0	0
Dec 1	at NYJ	W	1/1	0	0	0	0.0	0.0	0	0	0	0	0	0
Dec 7	Bal	L	1/0	2	2	0	0.0	0.0	0	0	0	0	0	0
Dec 14	at NE	L	1/0	4	1	3	0.0	0.0	0	0	1	0	0	0
Dec 21	Min	W	1/0	1	0	1	0.0	0.0	0	0	0	0	0	0
Dec 28	NYJ	L	1/0	3	3	0	0.0	0.0	0	0	0	0	0	0
TOTALS			16/4	33	21	12	2.0	12.0	0	0	1	0	0	0

2015 (Miami)

Date	Opp	W/L	P/S	Tot	Sol	Ast	Sk	Yds	Int	Yds	PD	FF	FR	Yds
Sep 13	at Was	W	1/1	4	3	1	0.0	0.0	0	0	0	0	0	0
Sep 20	at Jax	L	1/1	1	1	0	0.0	0.0	0	0	0	0	0	0
Sep 27	Buf	L	1/1	1	1	0	0.0	0.0	0	0	0	0	0	0
Oct 4	NYJ	L	1/1	3	2	1	0.0	0.0	0	0	0	0	0	0
Oct 18	at Ten	W	1/1	3	0	3	0.0	0.0	0	0	0	0	0	0
Oct 25	Hou	W	1/1	3	2	1	0.0	0.0	0	0	0	0	0	0
Oct 29	at NE	L	1/1	0	0	0	0.0	0.0	0	0	0	0	0	0
Nov 8	at Buf	L	1/1	2	1	1	0.0	0.0	0	0	0	0	0	0
Nov 15	at Phi	W	1/1	1	1	0	0.0	0.0	0	0	0	0	0	0
Nov 22	Dal	L	1/1	1	1	0	0.0	0.0	0	0	0	0	0	0
Nov 29	at NYJ	L	1/1	3	2	1	0.0	0.0	0	0	0	0	0	0
Dec 6	Bal	W	—	—	—	—	—	—	—	—	—	—	—	—
Dec 14	NYG	L	1/1	0	0	0	0.0	0.0	0	0	0	0	0	0
Dec 20	at SD	L	—	—	—	—	—	—	—	—	—	—	—	—
Dec 27	Ind	L	—	—	—	—	—	—	—	—	—	—	—	—
Jan 3	NE	W	—	—	—	—	—	—	—	—	—	—	—	—
TOTALS			12/12	22	14	8	0.0	0.0	0	0	0	0	0	0

2016 (Miami)

Date	Opp	W/L	P/S	Tot	Sol	Ast	Sk	Yds	Int	Yds	PD	FF	FR	Yds
Sep 11	at Sea	L	1/0	1	0	1	0.0	0.0	0	0	0	0	0	0
Sep 18	at NE	L	—	—	—	—	—	—	—	—	—	—	—	—
Sep 25	Cle	W	—	—	—	—	—	—	—	—	—	—	—	—
Sep 29	at Cin	L	—	—	—	—	—	—	—	—	—	—	—	—
Oct 9	Ten	L	—	—	—	—	—	—	—	—	—	—	—	—
Oct 16	Pit	W	—	—	—	—	—	—	—	—	—	—	—	—
Oct 23	Buf	W	—	—	—	—	—	—	—	—	—	—	—	—
Nov 6	NYJ	W	—	—	—	—	—	—	—	—	—	—	—	—
Nov 13	at SD	W	1/0	4	4	0	0.0	0.0	0	0	0	0	0	0
Nov 20	at LAR	W	1/0	2	2	0	0.0	0.0	0	0	0	0	0	0
Nov 27	SF	W	1/0	1	1	0	0.0	0.0	0	0	0	0	0	0
Dec 4	at Bal	L	1/1	1	1	0	0.0	0.0	0	0	0	0	0	0
Dec 11	Arz	W	1/1	2	1	1	0.0	0.0	0	0	0	0	0	0
Dec 17	at NYJ	W	1/1	4	1	3	0.0	0.0	0	0	0	0	0	0
Dec 24	at Buf	W	1/1	2	1	1	0.0	0.0	0	0	0	0	0	0
Jan 1	NE	L	1/1	0	0	0	0.0	0.0	0	0	0	0	0	0
TOTALS			9/5	17	11	6	0.0	0.0	0	0	0	0	0	0

2016 Postseason (Miami)

Date	Opp	W/L	P/S	Tot	Sol	Ast	Sk	Yds	Int	Yds	PD	FF	FR	Yds
Jan 8	at Pit	L	1/0	3	3	0	0.0	0.0	0	0	0	0	0	0
TOTALS			1/0	3	3	0	0.0	0.0	0	0	0	0	0	0

2017 (San Francisco)

Date	Opp	W/L	P/S	Tot	Sol	Ast	Sk	Yds	Int	Yds	PD	FF	FR	Yds
Sep 10	Car	L	1/1	2	1	1	0.0	0.0	0	0	1	0	0	0
Sep 17	at Sea	L	1/1	2	1	1	0.0	0.0	0	0	0	0	0	0
Sep 21	LAR	L	1/1	4	3	1	0.0	0.0	0	0	0	0	0	0
Oct 1	at Arz	L	1/1	2	1	1	0.0	0.0	0	0	0	0	0	0
Oct 8	at Ind	L	1/1	2	2	0	0.0	0.0	0	0	0	0	0	0
Oct 15	at Was	L	1/1	7	4	3	0.0	0.0	0	0	0	0	0	0
Oct 22	Dal	L	1/1	1	0	1	0.0	0.0	0	0	0	0	0	0
Oct 29	at Phi	L	1/1	1	1	0	1.0	6.0	0	0	1	0	0	0
Nov 5	Arz	L	1/1	1	0	1	0.0	0.0	0	0	1	0	1	0
Nov 12	NYG	W	1/1	3	1	2	0.0	0.0	0	0	1	0	0	0
Nov 26	Sea	L	1/1	0	0	0	0.0	0.0	0	0	0	0	0	0
Dec 3	at Chi	W	1/1	1	1	0	0.0	0.0	0	0	0	0	0	0
Dec 10	at Hou	W	1/1	2	1	1	0.0	0.0	0	0	0	0	0	0
Dec 17	Ten	W	1/1	1	1	0	0.0	0.0	0	0	0	0	0	0
Dec 24	Jax	W	1/1	1	1	0	0.0	0.0	0	0	0	0	0	0
Dec 31	at LAR	W	1/1	3	1	2	0.0	0.0	0	0	0	0	0	0
TOTALS			16/16	33	19	14	1.0	6.0	0	0	4	0	1	0

2018 (San Francisco)

Date	Opp	W/L	P/S	Tot	Sol	Ast	Sk	Yds	Int	Yds	PD	FF	FR	Yds
Sep 9	at Min	L	1/1	4	1	3	0.0	0.0	0	0	0	0	0	0
Sep 16	Det	W	1/1	2	1	1	0.0	0.0	0	0	0	0	0	0
Sep 23	at KC	L	1/1	1	0	1	0.0	0.0	0	0	0	0	0	0
Sep 30	at LAC	L	1/1	2	2	0	0.0	0.0	0	0	0	0	0	0
Oct 7	Arz	L	1/1	3	2	1	0.0	0.0	0	0	0	0	0	0
Oct 15	at GB	L	1/1	2	1	1	0.0	0.0	0	0	0	0	0	0
Oct 21	LAR	L	1/1	3	3	0	0.0	0.0	0	0	0	0	0	0
Oct 28	at Arz	L	1/1	4	2	2	0.0	0.0	0	0	0	0	0	0
Nov 1	Oak	W	1/1	1	1	0	0.0	0.0	0	0	0	0	0	0
Nov 12	NYG	L	1/1	2	1	1	0.0	0.0	0	0	0	0	0	0
Nov 25	at TB	L	1/1	1	1	0	0.0	0.0	0	0	0	0	0	0
Dec 2	at Sea	L	1/1	3	2	1	0.0	0.0	0	0	0	0	0	0
Dec 9	Den	W	1/0	0	0	0	0.0	0.0	0	0	0	0	0	0
Dec 16	Sea	W	1/0	0	0	0	0.0	0.0	0	0	0	0	0	0
Dec 23	Chi	L	—	—	—	—	—	—	—	—	—	—	—	—
Dec 30	at LAR	L	—	—	—	—	—	—	—	—	—	—	—	—
TOTALS			14/12	28	17	11	0.0	0.0	0	0	0	0	0	0



90 DAMONTRE MOORE

DL

6-4 | 260 | TEXAS A&M

9.11.92 | ROWLETT, TX | 6TH YEAR | ACQUIRED FA IN '19

2019 HIGHLIGHTS

- After signing with the team on 11/13, appeared in 2 games and registered 5 tackles and 1 FF before being placed on the Injured Reserve List.
- With 0:31 left in the game vs. Arz. (11/17) and the 49ers holding on to a 30-26 lead, he stripped the ball from Cardinals RB Kenyan Drake, marking his first FF of the season. The loose ball was recovered by S Jaquiski Tartt.

GOLDMINE

- Going into training camp with the 49ers, Moore found additional motivation in his son, Sekani. Though Sekani added inspiration to work harder for a roster spot, it wasn't an easy adjustment for Moore. "I didn't think I was going to cry and be sad once I left, but when it was time to come back I was happy I had a job, but I was really sad to leave. Before we even started playing any games and practicing, [49ers defensive coordinator Robert Saleh] was like, yeah, you've got a whole 'nother why. When you get another why, it's like a whole new level turned up there," Moore said. His new 'why' has helped him focus on the details according to Moore, whether it's on the practice field or watching film in order to give himself the best opportunity. "It definitely makes you see things in a whole new light. You're no longer worried about yourself. You have a family to feed and it's no longer you have a girlfriend or a wife or somebody depending on you, you've got a whole child."
- Spent the Inaugural 2019 AAF season with the San Diego Fleet, where he was joined by current teammate, OL Daniel Brunskill. When Brunskill arrived midway through the season, the two immediately could see the talent in each other. "I was going against some good competition but when Dan got there, that's when I was like, 'Okay, this is my guy,'" Moore said. "I would ask him, 'Hey, if you see anything that you can help me critique on stuff like that, let me know,' and then vice versa."



MOORE'S GOLDEN NUGGETS

- While training for the chance to make an NFL roster in 2018, Moore took a job at Home Depot in order to help support his family. Following one of his 11-hour shifts, the Oakland Raiders called him to offer a spot on their squad. "I never lost sight of my dream," Moore said once he signed with the team.
- As a member of the New York Giants in 2015, Moore and his teammates partnered with the NFL-PA to host a "Monday Night Bowling" charity event with Intensive Therapeutics, a non-profit organization that provides occupational therapy programs to children with autism and other special needs. The event attracted over 400 adults and children.



MOORE'S GAME-BY-GAME

2019

Date	Opp	W/L	P/S	Tot	Sol	Ast	Sk	Yds	Int	Yds	PD	FF	FR	Yds
SIGNED BY SF ON 11/13														
Nov 17	Arz	W	1/0	2	1	1	0.0	0.0	0	0	0	1	0	0
Nov 24	GB	W	1/0	3	1	2	0.0	0.0	0	0	0	0	0	0
PLACED ON INJURED RESERVE (Forearm) ON 11/27														
TOTALS		2/0		5	2	3	0.0	0.0	0	0	0	1	0	0

GOLDMINE (CONTINUED)

- Members of the 49ers defensive line spent time with 25 local youth from the Fam 1st Foundation at Shoe Palace for a special holiday shopping experience on December 16, 2019. The Fam 1st Foundation is based in Oakland and focuses on underserved youth, aiming to build new generations of innovative thinkers to create solutions for the future of Oakland and beyond.





MOORE'S CAREER STATISTICS

YEAR	TEAM	GP	GS	TACKLES					INTERCEPTIONS					FUMBLES		
				TOT	SOL	AST	SACKS	YDS	INT	YDS	LG	TD	PD	FF	FR	YDS
2013	NYG	15	0	6	4	2	0.0	0.0	0	0	—	0	1	1	0	0
2014	NYG	16	0	24	18	6	5.5	35.0	0	0	—	0	2	0	0	0
2015	NYG/MIA	14	0	21	15	6	4.0	24.0	0	0	—	0	1	1	1	7
2016	SEA	4	0	7	3	4	0.5	3.5	0	0	—	0	0	0	0	0
2017	DAL	3	0	7	4	3	0.0	0.0	0	0	—	0	0	0	0	0
2018	OAK	2	0	1	1	0	0.0	0.0	0	0	—	0	0	0	0	0
2019	SF	2	0	5	2	3	0.0	0.0	0	0	—	0	0	1	0	0
TOTALS		56	0	71	47	24	10.0	62.5	0	0	—	0	4	3	1	7

PLAYOFFS

YEAR	TEAM	GP	GS	TACKLES					INTERCEPTIONS					FUMBLES		
				TOT	SOL	AST	SACKS	YDS	INT	YDS	LG	TD	PD	FF	FR	YDS
2019	SF	—	—	—	—INJURED RESERVE (Forearm)			—	—	—	—	—	—	—	—	—
TOTALS		0	0	0	0	0	0.0	0.0	0	0	—	0	0	0	0	0

Milestones:

Special Teams Tackles — 20: 2013 (8); 2014 (7); 2015 (5)

Milestones:

NFL Debut: vs. Den. (9/15/13); **First Sack:** at Was. (9/25/14 — QB Kirk Cousins); **First Multi-Sack Game:** at Ten. (12/7/14 — 2.0; QB Zach Mettenberger, QB Jake Locker); **Multi-Sack Games:** 2, Last vs. SF (10/11/15 — 2.0; QB Colin Kaepernick); **First FF:** vs. Min (10/21/13 — DT Shariff Floyd); **First FR:** at Phi. (10/19/15)

MOORE'S CAREER MULTI-SACK GAMES (2)

Date	Opp	Sacks	Yds	QB	Date	Opp	Sacks	Yds	QB
12/7/14	at Ten.	2.0	15.0	Zach Mettenberger (1.0) Jake Locker (1.0)	10/11/15	vs. SF	2.0	6.0	Colin Kaepernick (2.0)

MOORE'S CAREER HIGHS

Total Tackles: Regular Season — 5 (4 times) Last vs. LAR (10/1/17)

Solo: Regular Season — 4 vs. Was. (12/14/14)

Assists: Regular Season — 3 vs. LAR (10/1/17)

Sacks: Regular Season — 2.0 (2 times) Last vs. SF (10/11/15)

Forced Fumbles: Regular Season — 1 (3 times) Last vs. Arz. (11/17/19)

Fumble Recoveries: Regular Season — 1 at Phi. (10/19/15)

MOORE'S TRANSACTIONS

Originally a 3rd-round (81st overall) draft choice by NYG in 2013...Waived by NYG on 12/11/15...Claimed off waivers by Mia. on 12/15/15...Released by Mia. on 5/2/16...Signed by Oak. on 5/9/16...Waived by Oak. on 8/5/16...Signed a one-year deal with Sea. on 11/1/16...Signed a one-year deal with Dal. on 3/13/17...Placed on the Reserve/Suspended List on 9/2/17...Activated from Reserve/Suspended List on 9/18/17...Waived by Dal. on 10/24/17...Signed a one-year deal with Oak. on 12/4/18...Waived by Oak. on 12/24/18...Signed a one-year deal with SF on 4/5/19...Waived by SF on 5/16/19...Signed a one-year deal with SF on 7/24/19...Waived by SF on 8/31/19...Signed a one-year deal with SF on 11/13/19...Placed on the Injured Reserve List on 11/27/19.



2019 (AAF - SAN DIEGO FLEET)

- Registered 22 tackles, 7.0 sacks, 2 FFs and 1 FR in 8 games with the San Diego Fleet.

2018 (OAKLAND)

- Saw action in 2 games and tallied 1 tackle.

2017 (DALLAS)

- Saw action in 3 games and registered 7 tackles.
- Tallied a season-high 5 tackles vs. LAR (10/1).

2016 (SEATTLE)

- Appeared in 4 games and registered 7 tackles and 0.5 sack.
- Tallied a season-high 3 tackles in his Seahawks debut vs. Buf. (11/7).
- Notched 0.5 sack at NE (11/16).

2015 (NEW YORK GIANTS/MIAMI)

- Appeared in 11 games with the Giants before spending the final 3 games of the season with the Dolphins.
- Recorded 21 tackles and 4.0 sacks.
- Registered his 2nd career multi-sack game vs. SF (10/11), picking up 2.0 sacks for 6.0 yds.
- Tallied at least 1.0 sack in back-to-back games as he registered 1.0 sack for a 10-yd. loss at Phi. (10/19).
- Registered 1.0 sack for an 8-yd. loss vs. Ind. (12/27).

2014 (NEW YORK GIANTS)

- Appeared in all 16 games and registered 24 tackles and a career-high 5.5 sacks.
- Recorded 1st career sack at Was. (9/25), bringing down Redskins QB Kirk Cousins for a 6-yd. loss.
- Registered 5 total tackles vs. Ind. (11/13).
- Registered his 1st career multi-sack game at Ten (12/7), picking up 2.0 sacks for 15.0 yds.
- Recorded 5 total tackles vs. Was (12/14).

2013 (NEW YORK GIANTS)

- Appeared in 15 games during his rookie season and registered 6 tackles.
- Registered 1st career FF vs. Min. (10/21).
- Registered 2 total tackles vs. Sea. (12/15).

COLLEGE

Played in 38 games (23 starts) for the Aggies and registered 197 tackles, 1 INT, 8 FFs and 26.5 sacks. His 26.5 sacks ranked 6th in school history. As a junior in 2012, started all 13 games and was a First-Team All-America selection. Also named First-Team All-SEC. Finished the year with 85 tackles and 12.5 sacks. In 2011, finished with 72 tackles and 8.5 sacks. As a freshman in 2010, played 13 games and tallied 40 tackles, 5.5 sacks and 1 INT and a team-high 3 FFs.

PERSONAL

- Attended Rowlett (TX) HS. Was an honorable mention all-state selection by the Associated Press in 2009.
- As a senior, recorded 66 tackles, 6.0 sacks and 2 safeties.
- Born Damontre Moore (9/11/92) to Detra Johnson and Damon Moore in DeSoto, TX.

INJURY REPORT

2013: Inactive at Dal. (9/8) with a shoulder injury.

2019: Placed on the Injured Reserve List on 11/27 with a forearm injury.



MOORE'S GAME-BY-GAME

2013 (New York Giants)

Date	Opp	W/L	P/S	Tot	Sol	Ast	Sk	Yds	Int	Yds	PD	FF	FR	Yds
Sep 8	at Dal	L	—	—	—	—	—	—	—	—	—	—	—	—
Sep 15	Den	L	1/0	0	0	0	0.0	0.0	0	0	0	0	0	0
Sep 22	at Car	L	1/0	2	2	0	0.0	0.0	0	0	0	0	0	0
Sep 29	at KC	L	1/0	0	0	0	0.0	0.0	0	0	0	0	0	0
Oct 6	Phi	L	1/0	0	0	0	0.0	0.0	0	0	0	0	0	0
Oct 10	at Chi	L	1/0	0	0	0	0.0	0.0	0	0	0	0	0	0
Oct 21	Min	W	1/0	0	0	0	0.0	0.0	0	0	0	1	0	0
Oct 27	at Phi	W	1/0	0	0	0	0.0	0.0	0	0	0	0	0	0
Nov 10	Oak	W	1/0	0	0	0	0.0	0.0	0	0	0	0	0	0
Nov 17	GB	W	1/0	1	0	1	0.0	0.0	0	0	0	0	0	0
Nov 24	Dal	L	1/0	0	0	0	0.0	0.0	0	0	0	0	0	0
Dec 1	at Was	W	1/0	0	0	0	0.0	0.0	0	0	0	0	0	0
Dec 8	at SD	L	1/0	0	0	0	0.0	0.0	0	0	0	0	0	0
Dec 15	Sea	L	1/0	2	1	1	0.0	0.0	0	0	0	0	0	0
Dec 22	at Det	W	1/0	1	1	0	0.0	0.0	0	0	0	0	0	0
Dec 29	Was	W	1/0	0	0	0	0.0	0.0	0	0	1	0	0	0
TOTALS			15/0	6	4	2	0.0	0.0	0	0	1	1	0	0

2014 (New York Giants)

Date	Opp	W/L	P/S	Tot	Sol	Ast	Sk	Yds	Int	Yds	PD	FF	FR	Yds
Sep 8	at Det	L	1/0	0	0	0	0.0	0.0	0	0	0	0	0	0
Sep 14	Arz	L	1/0	3	3	0	0.0	0.0	0	0	0	0	0	0
Sep 21	Hou	W	1/0	2	0	2	0.0	0.0	0	0	0	0	0	0
Sep 25	at Was	W	1/0	2	2	0	1.0	6.0	0	0	0	0	0	0
Oct 5	Atl	W	1/0	0	0	0	0.0	0.0	0	0	0	0	0	0
Oct 12	at Phi	L	1/0	2	2	0	1.0	3.0	0	0	0	0	0	0
Oct 19	at Dal	L	1/0	0	0	0	0.0	0.0	0	0	0	0	0	0
Nov 3	Ind	L	1/0	5	3	2	0.0	0.0	0	0	0	0	0	0
Nov 9	at Sea	L	1/0	0	0	0	0.0	0.0	0	0	0	0	0	0
Nov 16	SF	L	1/0	0	0	0	0.0	0.0	0	0	0	0	0	0
Nov 23	Dal	L	1/0	1	1	0	1.0	9.0	0	0	0	0	0	0
Nov 30	at Jax	L	1/0	1	0	1	0.0	0.0	0	0	2	0	0	0
Dec 7	at Ten	W	1/0	2	2	0	2.0	15.0	0	0	0	0	0	0
Dec 14	Was	W	1/0	5	4	1	0.5	2.0	0	0	0	0	0	0
Dec 21	at StL	W	1/0	0	0	0	0.0	0.0	0	0	0	0	0	0
Dec 28	Phi	L	1/0	1	1	0	0.0	0.0	0	0	0	0	0	0
TOTALS			16/0	24	18	6	5.5	35.0	0	0	2	0	0	0

2015 (New York Giants/Miami)


Date	Opp	W/L	P/S	Tot	Sol	Ast	Sk	Yds	Int	Yds	PD	FF	FR	Yds
WITH NYG														
Sep 13	at Dal	L	1/0	0	0	0	0.0	0.0	0	0	0	0	0	0
Sep 20	Atl	L	1/0	0	0	0	0.0	0.0	0	0	0	0	0	0
Sep 24	Was	W	1/0	1	1	0	0.0	0.0	0	0	0	0	0	0
Oct 4	at Buf	W	1/0	3	2	1	0.0	0.0	0	0	0	0	0	0
Oct 11	SF	W	1/0	3	3	0	2.0	6.0	0	0	0	1	0	0
Oct 19	at Phi	L	1/0	3	2	1	1.0	10.0	0	0	0	0	1	7
Oct 25	Dal	W	1/0	0	0	0	0.0	0.0	0	0	0	0	0	0
Nov 1	at NO	L	1/0	0	0	0	0.0	0.0	0	0	0	0	0	0
Nov 8	at TB	W	1/0	1	1	0	0.0	0.0	0	0	0	0	0	0
Nov 15	NE	L	1/0	1	0	1	0.0	0.0	0	0	0	0	0	0
Nov 29	at Was	L	1/0	0	0	0	0.0	0.0	0	0	0	0	0	0
Dec 6	NYJ	L	1/0	5	3	2	0.0	0.0	0	0	0	0	0	0
WAIVED BY NYG ON 12/11														
CLAIMED OFF WAIVERS BY MIA ON 12/15														
Dec 20	at SD	L	1/0	1	1	0	0.0	0.0	0	0	0	0	0	0
Dec 27	Ind	L	1/0	2	2	0	1.0	8.0	0	0	0	0	0	0
Jan 3	NE	W	1/0	1	0	1	0.0	0.0	0	0	1	0	0	0
TOTALS			14/0	21	15	6	4.0	24.0	0	0	1	1	1	7

2016 (Seattle)

Date	Opp	W/L	P/S	Tot	Sol	Ast	Sk	Yds	Int	Yds	PD	FF	FR	Yds
SIGNED BY SEA ON 11/1														
Nov 7	Buf	W	1/0	3	2	1	0.0	0.0	0	0	0	0	0	0
Nov 16	at NE	W	1/0	1	0	1	0.5	3.5	0	0	0	0	0	0
Nov 23	Phi	W	1/0	1	0	1	0.0	0.0	0	0	0	0	0	0
Nov 30	at TB	L	—	—	—	—	—	—	—	—	—	—	—	—
Dec 7	Car	W	1/0	2	1	1	0.0	0.0	0	0	0	0	0	0
Dec 14	at GB	L	—	—	—	—	—	—	—	—	—	—	—	—
Dec 21	LAR	W	—	—	—	—	—	—	—	—	—	—	—	—
Dec 28	Arz	L	—	—	—	—	—	—	—	—	—	—	—	—
Jan 1	at SF	W	—	—	—	—	—	—	—	—	—	—	—	—
TOTALS			4/0	7	3	4	0.5	3.5	0	0	0	0	0	0

2017 (Dallas)

Date	Opp	W/L	P/S	Tot	Sol	Ast	Sk	Yds	Int	Yds	PD	FF	FR	Yds
PLACED ON RESERVE/SUSPENDED LIST ON 9/2														
Sep 10	NYG	W	—	—	—	—	—	—	—	—	—	—	—	—
Sep 17	at Den	L	—	—	—	—	—	—	—	—	—	—	—	—
ACTIVATED FROM RESERVE/SUSPENDED LIST ON 9/18														
Sep 25	at Arz	W	1/0	1	1	0	0.0	0.0	0	0	0	0	0	0
Oct 1	LAR	L	1/0	5	2	3	0.0	0.0	0	0	0	0	0	0
Oct 18	GB	L	1/0	1	1	0	0.0	0.0	0	0	0	0	0	0
Oct 22	at SF	W	—	—	—	—	—	—	—	—	—	—	—	—
WAIVED BY DAL ON 10/24														
TOTALS			3/0	7	4	3	0.0	0.0	0	0	0	0	0	0
2018 (Oakland)														
Date	Opp	W/L	P/S	Tot	Sol	Ast	Sk	Yds	Int	Yds	PD	FF	FR	Yds
SIGNED BY OAK ON 12/4														
Dec 9	Pit	W	1/0	0	0	0	0.0	0.0	0	0	0	0	0	0
Dec 16	at Cin	L	1/0	1	1	0	0.0	0.0	0	0	0	0	0	0
Dec 24	Den	W	—	—	—	—	—	—	—	—	—	—	—	—
WAIVED BY OAK ON 12/24														
TOTALS			2/0	1	1	0	0.0	0.0	0	0	0	0	0	0



33

DB

TARVARIUS MOORE

6-2 | 200 | SOUTHERN MISSISSIPPI

8.16.96 | QUITMAN, MS | 2ND YEAR | ACQUIRED D-3B IN '18

2019 HIGHLIGHTS

- Played in all 16 games (3 starts) and registered 15 tackles and 2 PDs. Also ranked 2nd on the team with 12 special teams tackles. Appeared in all 3 postseason games and tallied 1 INT and 2 PDS, as well as 2 special teams tackles.
- Intercepted Chiefs QB Patrick Mahomes at KC (2/2/20 - SB), his 1st postseason INT.

GOLDMINE

- Prior to the start of his senior year at Southern Mississippi, Moore's younger sister, TavyAnna, passed away suddenly at the age of 16. "My sister was basically my best friend," said Moore. "After every game, no matter what, she was always the first person I'd see. Even if it was a tough loss, she would just always try to encourage me or give me some words of wisdom. For her to be my younger sister, she was kind of like my big sister at times. So, it was pretty hard. But I know she would want me to go out and do my best." Moore, who changed his Twitter screen name to "#Dolt4Tavy" shortly before the 2017 season began, found it easier to keep his chin up his senior season because of the inspiration he's drawn from his sister. "When I think about her, it gives me the motivation to keep on going each and every day," he said. "When I'm on the field, if I'm tired or my teammates are tired, I just try to think what she would want me to do. I know she would never want me to quit or give up on anything. So I just try to find it within to go as hard as I can."
- The 49ers and their families hosted 450 underserved boys and girls from the Bay Area for the first-ever 49ers Hope for the Holidays event. Each child had a once-in-a-lifetime experience traveling through Levi's Stadium and left with a brand new bike, helmet, lock, haircut, shoes, toys, glasses, backpack, dinner and more.



MOORE'S GOLDEN NUGGETS

- Coming from a town with just two stop lights, Moore is looking forward to having the opportunity to travel. "I can remember as a kid, just going to any big city was a big deal for us," Moore said. "I want to travel to as many foreign countries as I can, just to experience those different cultures."
- Moore comes from an athletic family, as his cousin, Antonio McDyess, played 17 seasons in the NBA for the Pistons, Nuggets, Spurs, Suns and Knicks. Originally drafted by the Clippers (then traded to the Nuggets) with the 2nd overall pick, McDyess averaged 12 points and 7 rebounds per game in his lengthy NBA career.

MOORE'S GAME-BY-GAME

2019


Date	Opp	W/L	P/S	Tot	Sol	Ast	Sk	Yds	Int	Yds	PD	FF	FR	Yds
Sep 8	at TB	W	1/1	8	5	3	0.0	0.0	0	0	1	0	0	0
Sep 15	at Cin	W	1/1	4	2	2	0.0	0.0	0	0	0	0	0	0
Sep 22	Pit	W	1/1	2	2	0	0.0	0.0	0	0	0	0	0	0
Oct 7	Cle	W	1/0	0	0	0	0.0	0.0	0	0	0	0	0	0
Oct 13	at LAR	W	1/0	0	0	0	0.0	0.0	0	0	0	0	0	0
Oct 20	at Was	W	1/0	0	0	0	0.0	0.0	0	0	0	0	0	0
Oct 27	Car	W	1/0	0	0	0	0.0	0.0	0	0	0	0	0	0
Oct 31	at Arz	W	1/0	0	0	0	0.0	0.0	0	0	0	0	0	0
Nov 11	Sea	L	1/0	0	0	0	0.0	0.0	0	0	0	0	0	0
Nov 17	Arz	W	1/0	0	0	0	0.0	0.0	0	0	1	0	0	0
Nov 24	GB	W	1/0	1	1	0	0.0	0.0	0	0	0	0	0	0
Dec 1	at Bal	L	1/0	0	0	0	0.0	0.0	0	0	0	0	0	0
Dec 8	at NO	W	1/0	0	0	0	0.0	0.0	0	0	1	0	0	0
Dec 15	Atl	L	1/0	0	0	0	0.0	0.0	0	0	0	0	0	0
Dec 21	LAR	W	1/0	0	0	0	0.0	0.0	0	0	0	0	0	0
Dec 29	at Sea	W	1/0	0	0	0	0.0	0.0	0	0	0	0	0	0
TOTALS			16/3	15	10	5	0.0	0.0	0	0	3	0	0	0

2019 Postseason

Date	Opp	W/L	P/S	Tot	Sol	Ast	Sk	Yds	Int	Yds	PD	FF	FR	Yds
Jan 11	Min	W	1/0	0	0	0	0.0	0.0	0	0	0	0	0	0
Jan 19	GB	W	1/0	0	0	0	0.0	0.0	0	0	0	0	0	0
Feb 2	at KC	L	1/0	0	0	0	0.0	0.0	1	7	2	0	0	0
TOTALS			3/0	0	0	0	0.0	0.0	1	7	2	0	0	0

GOLDMINE (CONTINUED)

- Moore and his fellow rookies participated in the annual 49ers Mentorship Academy on September 18, 2018. The Mentorship Academy, partnering with USA Football, is a three-step program designed to provide high school football players with the opportunity to develop the skills necessary to succeed and be leaders on and off the field. The rookie class invited the high schoolers to the team facility, where they shared opinions and lessons over a meal and fun competitions.





MOORE'S CAREER STATISTICS

YEAR	TEAM	GP	GS	TACKLES					INT	INTERCEPTIONS				PD	FUMBLES		
				TOT	SOL	AST	SACKS	YDS		YDS	LG	TD			FF	FR	YDS
2018	SF	16	2	19	16	3	0.0	0.0	0	0	—	0		2	1	0	0
2019	SF	16	3	15	10	5	0.0	0.0	0	0	—	0		3	0	0	0
TOTALS		32	5	34	26	8	0.0	0.0	0	0	—	0		5	1	0	0

PLAYOFFS

YEAR	TEAM	GP	GS	TACKLES					INT	INTERCEPTIONS				PD	FUMBLES		
				TOT	SOL	AST	SACKS	YDS		YDS	LG	TD			FF	FR	YDS
2019	SF	3	0	0	0	0	0.0	0.0	1	7	7	0		2	0	0	0
TOTALS		3	0	0	0	0	0.0	0.0	1	7	7	0		2	0	0	0

Additional Statistics:

Special Teams Tackles – Regular Season – 17: 2018 (5); 2019 (12) **Postseason** – 2: 2019 (2)

Milestones:

NFL Debut: at Min. (9/9/18); **First Start:** vs. Chi. (12/23/18); **First FF:** vs. Chi. (12/23/18 – WR Allen Robinson II); **First INT:** Postseason – at KC (2/2/20 – QB Patrick Mahomes)

MOORE'S CAREER HIGHS

Total Tackles: Regular Season – 8 at TB (9/8/19)

Solo: Regular Season – 7 vs. Chi. (12/23/18)

Assists: Regular Season – 3 at TB (9/8/19)

Passes Defensed: Regular Season – 2 vs. Sea. (12/16/18); Postseason – 2 at KC (2/2/20)

Forced Fumbles: Regular Season – 1 vs. Chi. (12/23/18)

Interceptions: Postseason – 1 vs. KC (2/2/20)

MOORE'S TRANSACTIONS

Originally the second of two 3rd-round (95th overall) draft choices by SF in 2018.



2018

- Appeared in all 16 games (2 starts) and registered 19 tackles, 2 PDs and 1 FF.
- Registered 7 tackles and 2 PDs vs. Sea. (12/16). Was a key contributor in springing WR Richie James Jr.'s 97-yd. KR for a TD, as well as the defense's final three stops in regulation and overtime.
- In his 1st career start vs. Chi. (12/23), tied a career high with 7 tackles and registered his 1st career FF, punching the ball away from Bears WR Allen Robinson II.

COLLEGE

Played in 26 games (13 starts) in two years at Southern Mississippi and registered 104 tackles, 3.0 TFLs, 5 INTs, 1 FF, 1 FR and 12 PDs. In 2017, earned Honorable Mention All-Conference USA honors. Started all 13 games and led the team with 87 tackles while adding 3.0 TFLs, 3 INTs, 1 FF, 1 FR and 10 PDs. As a junior, played in all 13 games and notched 17 tackles, 2 INTs and 2 PDs. Began his collegiate career at Pearl River Community College. In 2015, earned First-Team All-Mississippi Association of Community and Junior Colleges honors as a DB and kick returner. Tallied 72 tackles, 1 INT, 2 FFs and 8 PDs while also notching 9 KORs for 356 yds. (39.6 avg.) and 1 TD. As a freshman, appeared in 7 games and recorded 11 tackles and 1 INT.


PERSONAL

- Attended Quitman (MS) HS, where he earned second-team Class 3A all-state honors as a senior.
- Led Quitman to three consecutive South State title game appearances.
- Born Tarvarius Brennan Moore (8/16/96) in Quitman, MS.
- Majored in kinesiology at Southern Mississippi.

MOORE'S GAME-BY-GAME

2018

Date	Opp	W/L	P/S	Tot	Sol	Ast	Sk	Yds	Int	Yds	PD	FF	FR	Yds
Sep 9	at Min	L	1/0	0	0	0	0.0	0.0	0	0	0	0	0	0
Sep 16	Det	W	1/0	0	0	0	0.0	0.0	0	0	0	0	0	0
Sep 23	at KC	L	1/0	0	0	0	0.0	0.0	0	0	0	0	0	0
Sep 30	at LAC	L	1/0	0	0	0	0.0	0.0	0	0	0	0	0	0
Oct 7	Arz	L	1/0	0	0	0	0.0	0.0	0	0	0	0	0	0
Oct 15	at GB	L	1/0	0	0	0	0.0	0.0	0	0	0	0	0	0
Oct 21	LAR	L	1/0	1	0	1	0.0	0.0	0	0	0	0	0	0
Oct 28	at Arz	L	1/0	0	0	0	0.0	0.0	0	0	0	0	0	0
Nov 1	Oak	W	1/0	0	0	0	0.0	0.0	0	0	0	0	0	0
Nov 12	NYG	L	1/0	0	0	0	0.0	0.0	0	0	0	0	0	0
Nov 25	at TB	L	1/0	2	2	0	0.0	0.0	0	0	0	0	0	0
Dec 2	at Sea	L	1/0	0	0	0	0.0	0.0	0	0	0	0	0	0
Dec 9	Den	W	1/0	0	0	0	0.0	0.0	0	0	0	0	0	0
Dec 16	Sea	W	1/0	7	5	2	0.0	0.0	0	0	2	0	0	0
Dec 23	Chi	L	1/1	7	7	0	0.0	0.0	0	0	0	1	0	0
Dec 30	at LAR	L	1/1	2	2	0	0.0	0.0	0	0	0	0	0	0
TOTALS				16/2	19	16	3	0.0	0.0	0	0	2	1	0



41

CB

EMMANUEL MOSELEY

5-11 | 190 | TENNESSEE

3.25.96 | GREENSBORO, NC | 2ND YEAR | ACQUIRED FA IN '18

2019 HIGHLIGHTS

- Played in all 16 games (8 starts) and registered single-season career-highs in tackles (43), INTs (1) and PDs (8). Appeared in all 3 postseason games (2 starts) and notched 14 tackles, 1 INT and 4 PDs.
- Part of the 49ers secondary that held the Rams to 48 net yds. passing at LAR (10/13), the fewest by an opponent since 1/3/10 at StL (22 yds.).
- Part of the 49ers secondary held the Redskins to 50 total net yds. passing at Was. (10/20). Along with the 48 total net yds. passing allowed at LAR (10/13), the team's 98 total net yds. passing allowed combined over the last 2 Weeks are the fewest allowed by the team over a 2-game span since allowing 62 total net yds. passing on 11/6/77 at Atl. (29) and 11/13/77 at NO (33) and the 3rd-fewest by the team in a 2-game span in the Super Bowl era according to the Elias Sports Bureau.
- Intercepted Panthers QB Kyle Allen vs. Car. (10/27), marking his 1st career INT. The INT led to RB Tevin Coleman's 10-yd. TD recept.
- Registered a career-high 10 tackles and 3 PDs vs. Sea. (11/11).
- Helped the 49ers defense hold the Vikings to 147 total net yds. (21 rushing and 126 passing) vs. Min. (11/20 - NFC-D). The 147 total net yds. allowed are the fewest allowed in a postseason game in franchise history. It also marked the fewest total net yds. allowed in an NFL postseason game since 1/3/15 [Carolina held Arz. to 78 total net yds. (27 rushing and 51 passing)]. The 21 rushing yds. allowed by the 49ers defense is the fewest allowed in a postseason game in franchise history.
- Intercepted Packers QB Aaron Rodgers vs. GB (1/19/20 - NFC-C) for his 1st postseason INT. The takeaway led to an 18-yd. TD by RB Raheem Mostert. Also added 4 tackles, 1 TFL and 1 PD.

GOLDMINE

- Prior to Week 2's matchup in Cincinnati during the 2019 season, the 49ers spent time in Youngstown, Ohio, where they participated in the Community Blitz. Moseley and some of his teammates visited the Akron Children's hospital as players went from room to room to visit and meet some of the young patients.
- On November 26th, 2019, the 49ers teamed up with Martha's Kitchen of San Jose to serve Thanksgiving dinner to over 300 people in need. Members of the team served food, bussed tables and refilled beverages. The team also provided toiletries and giveaways to all those in attendance.



MOSELEY'S GOLDEN NUGGETS

- In June of 2019, Moseley returned to his high school alma mater, James B. Dudley (Greensboro, NC) HS, to share inspirational messages and knowledge with current students.
- Lists his secret talents as singing, dancing and playing the piano.
- Was considered a two-star recruit coming out of high school, but impressed the University of Tennessee coaching staff enough to play in every game of his four-year career.

MOSELEY'S GAME-BY-GAME

2019

Date	Opp	W/L	P/S	Tot	Sol	Ast	Sk	Yds	Int	Yds	PD	FF	FR	Yds
Sep 8	at TB	W	1/0	1	1	0	0.0	0.0	0	0	0	0	0	0
Sep 15	at Cin	W	1/0	0	0	0	0.0	0.0	0	0	0	0	0	0
Sep 22	Pit	W	1/0	0	0	0	0.0	0.0	0	0	0	0	0	0
Oct 7	Cle	W	1/0	0	0	0	0.0	0.0	0	0	1	0	0	0
Oct 13	at LAR	W	1/1	1	1	0	0.0	0.0	0	0	0	0	0	0
Oct 20	at Was	W	1/1	2	2	0	0.0	0.0	0	0	0	0	0	0
Oct 27	Car	W	1/1	2	2	0	0.0	0.0	1	3	1	0	0	0
Oct 31	at Arz	W	1/1	5	4	1	0.0	0.0	0	0	0	0	0	0
Nov 11	Sea	L	1/1	10	7	3	0.0	0.0	0	0	3	0	0	0
Nov 17	Arz	W	1/1	4	2	2	0.0	0.0	0	0	1	0	0	0
Nov 24	GB	W	1/1	5	5	0	0.0	0.0	0	0	0	0	0	0
Dec 1	at Bal	L	1/0	0	0	0	0.0	0.0	0	0	0	0	0	0
Dec 8	at NO	W	1/0	4	4	0	0.0	0.0	0	0	0	0	0	0
Dec 15	Atl	L	1/1	7	7	0	0.0	0.0	0	0	1	0	0	0
Dec 21	LAR	W	1/0	0	0	0	0.0	0.0	0	0	0	0	0	0
Dec 29	at Sea	W	1/0	2	2	0	0.0	0.0	0	0	1	0	0	0
TOTALS				16/8	43	37	6	0.0	0.0	1	3	8	0	0

2019 Postseason

Date	Opp	W/L	P/S	Tot	Sol	Ast	Sk	Yds	Int	Yds	PD	FF	FR	Yds
Jan 11	Min	W	1/0	5	5	0	0.0	0.0	0	0	2	0	0	0
Jan 19	GB	W	1/1	4	4	0	0.0	0.0	1	9	1	0	0	0
Feb 2	at KC	L	1/1	5	5	0	0.0	0.0	0	0	1	0	0	0
TOTALS				3/2	14	14	0	0.0	0.0	1	9	4	0	0

GOLDMINE (CONTINUED)


- NFL players had the opportunity to participate in the NFL's annual My Cause, My Cleats campaign during Week 14 of the 2019 season. Moseley and his teammates represented their respective causes with custom-designed cleats in an effort to raise awareness and funding. Moseley represented the Foundation for Sarcoidosis Research, saying, "I play for my Aunt Freda."





GOLDMINE (CONTINUED)

- During the 2019 offseason, members of the 49ers took part in the Second Annual Picnic on the Field, located on the Levi's Stadium field. Moseley and his teammates spent the day taking pictures with fans, who enjoyed music, food and games in support of the 49ers Foundation. The foundation, in conjunction with NFL Huddle for 100, partnered with Amazon to fill 1,000 backpacks full of school supplies. Fans and players joined together to assemble the packs, which were distributed throughout the community to children in need.
- Moseley and his fellow rookies participated in the annual 49ers Mentorship Academy on September 18, 2018. The Mentorship Academy, partnering with USA Football, is a three-step program designed to provide high school football players with the opportunity to develop the skills necessary to succeed and be leaders on and off the field. The rookie class invited the high schoolers to the team facility, where they shared opinions and lessons over a meal and fun competitions.



- On October 15, 2019, Moseley and his teammates spent time with fans and members of local Silicon Valley businesses to compete in a bowling tournament as the 49ers Foundation hosted the second annual 1st and Bowl Challenge. The funds raised at the event will support the charitable programs of the 49ers Foundation and benefit Bay Area youth.
- NFL players had the opportunity to participate in the NFL's annual My Cause, My Cleats campaign during a designated home game between Weeks 13-15 of 2018. Moseley and his teammates represented their respective causes with custom-designed cleats in an effort to raise awareness and funding. Unity Care provides quality youth and family programs for the purpose of creating healthier communities through lifelong partnerships. They provide safe, secure, and positive living environments; educate and support underserved youth; and prepare young people to pursue professions in which minorities are chronically underrepresented.
- The 49ers and their families hosted 450 underserved boys and girls from the Bay Area for the first-ever 49ers Hope for the Holidays event. Each child had a once-in-a-lifetime experience traveling through Levi's Stadium and left with a brand new bike, helmet, lock, haircut, shoes, toys, glasses, backpack, dinner and more.



MOSELEY'S CAREER STATISTICS

YEAR	TEAM	GP	GS	TACKLES					YDS	INTERCEPTIONS					FUMBLES		
				TOT	SOL	AST	SACKS	INT		YDS	LG	TD	PD	FF	FR	YDS	
2018	SF	1	0	0	0	0	0.0	0.0	0	0	—	0	0	0	0	0	0
2019	SF	16	8	43	37	6	0.0	0.0	1	3	3	0	8	0	0	0	0
TOTALS		17	8	43	37	6	0.0	0.0	1	3	3	0	8	0	0	0	0

PLAYOFFS

YEAR	TEAM	GP	GS	TACKLES					YDS	INTERCEPTIONS					FUMBLES		
				TOT	SOL	AST	SACKS	INT		YDS	LG	TD	PD	FF	FR	YDS	
2019	SF	3	2	14	14	0	0.0	0.0	1	9	9	0	4	0	0	0	
TOTALS		3	2	14	14	0	0.0	0.0	1	9	9	0	4	0	0	0	

Additional Statistics:

Special Teams Tackles — 9: 2018 (1); 2019 (8)

Milestones:

NFL Debut: vs. Oak. (11/1/18); **First Start:** at LAR (10/13/19); **First INT:** Regular Season — vs. Car. (10/27/19 — QB Kyle Allen); Postseason — vs. GB (1/19/20 — QB Aaron Rodgers)

MOSELEY'S CAREER HIGHS

Total Tackles: Regular Season — 10 vs. Sea. (11/11/19); Postseason — 5 (2 times) Last at KC (2/20/20)

Solo: Regular Season — 7 (2 times) Last vs. Atl. (12/15/19); Postseason — 5 (2 times) Last at KC (2/20/20)

Assists: Regular Season — 3 vs. Sea. (11/11/19)

Passes Defensed: Regular Season — 3 vs. Sea. (11/11/19); Postseason — 2 vs. Min. (1/11/20)

Interceptions: Regular Season — 1 vs. Car. (10/27/19); Postseason — 1 vs. GB (1/19/20)

MOSELEY'S TRANSACTIONS

Originally signed as an undrafted free agent by SF on 5/1/18...Waived by SF on 9/1/18...Signed to SF practice squad on 9/2/18...Promoted to SF active roster on 11/1/18...Placed on the Injured Reserve List on 11/2/18.



2018

- Made his NFL debut vs. Oak. (11/1) and registered 1 special teams tackle.
- Placed on the Injured Reserve List on 11/2.

COLLEGE

Appeared in 51 games (30 starts) and recorded 142 tackles, 31 PDs, 2 INTs and 9.5 TFLs during his four seasons at Tennessee. As a senior in 2017, appeared in 12 games (11 starts) and registered 38 tackles, 8 PDs and 1 INT. In 2016, appeared in 13 games (10 starts) and totaled 57 tackles, 6 PDs and 3.5 TFLs. As a sophomore in 2015, appeared in 13 games (7 starts) and finished with 28 tackles, 2.0 TFLs, 1 INT and a team-high 11 PDs. In 2014, appeared in 13 games (2 starts) and recorded 19 tackles, 2.0 TFLs and 6 PDs.

PERSONAL

- Attended James B. Dudley (Greensboro, NC) HS, where he played both QB and CB and ran for 1,443 yds., threw for 1,370 yds. and accounted for 47 total TDs on offense while making 28 tackles and 4 INTs on defense.
- Born 3/25/96 in Greensboro, NC, to Darrell and Latoya Moseley.

INJURY REPORT

2018: Placed on the Injured Reserve List on 11/2 with a shoulder injury.

MOSELEY'S GAME-BY-GAME

2018

Date	Opp	W/L	P/S	Tot	Sol	Ast	Sk	Yds	Int	Yds	PD	FF	FR	Yds
Sep 9	at Min	L	-	-				PRACTICE SQUAD	-	-	-	-	-	-
Sep 16	Det	W	-	-				PRACTICE SQUAD	-	-	-	-	-	-
Sep 23	at KC	L	-	-				PRACTICE SQUAD	-	-	-	-	-	-
Sep 30	at LAC	L	-	-				PRACTICE SQUAD	-	-	-	-	-	-
Oct 7	Arz	L	-	-				PRACTICE SQUAD	-	-	-	-	-	-
Oct 15	at GB	L	-	-				PRACTICE SQUAD	-	-	-	-	-	-
Oct 21	LAR	L	-	-				PRACTICE SQUAD	-	-	-	-	-	-
Oct 28	at Arz	L	-	-				PRACTICE SQUAD	-	-	-	-	-	-
PROMOTED TO SF ACTIVE ROSTER ON 11/1														
Nov 1	Oak	W	1/0	0	0	0	0.0	0.0	0	0	0	0	0	0
PLACED ON INJURED RESERVE (Shoulder) ON 11/2														
TOTALS			1/0	0	0	0	0.0	0.0	0	0	0	0	0	0



31

RB

RAHEEM MOSTERT

5-10 | 205 | PURDUE

4.9.92 | NEW SMYRNA BEACH, FL | 5TH YEAR | ACQUIRED FA IN '16

AWARDS & HONORS

2017: 49ers Community Relations Family Service Award**2018:** Perry/Yonamine Unity Award, 49ers Community Relations Family Service Award**2019:** 49ers Community Relations Family Service Award

2019 HIGHLIGHTS

- Played in all 16 games and registered single-season career-highs in carries (137), rushing yds. (772), rushing TDs (8), receipts. (14), rec. yds. (180) and rec. TDs (2). Also led the team with 14 special teams tackles. Appeared in all 3 postseason games and rushed for 336 yds. and 5 TDs on 53 carries (6.3 avg.).
- Along with RB Matt Breida (623) and RB Tevin Coleman (544), it marks the first time the 49ers had 3 players rush for over 500 yds. in a single season since 1954 [FB Joe Perry (1,049), FB John Henry Johnson (681) and HB Hugh McElhenny (515)].
- Registered his first career TD recept. on a 39-yd. pass from QB Jimmy Garoppolo at Cin. (9/15). His 39-yd. recept. is also the longest of his career. Totaled 12 carries for 83 yds. and 3 receipts. for a career-high 68 yds. and 1 TD. His 151 yds. from scrimmage set a single-game career-high and were the most by a 49er since TE George Kittle [210 vs. Den. (12/9/18)].
- Recovered a Browns WR Odell Beckham Jr. fumble vs. Cle. (10/7) in punt coverage, the first special teams FR of his career.
- Registered a 41-yd. TD run vs. Car. (10/27), finishing the day with 9 carries for 60 yds. and 1 TD.
- Recorded 6 carries for 45 yds. and 1 TD vs. GB (11/24). His 15-yd. TD run marked his 2nd of the season and 3rd of his career.
- Registered career highs in both carries (19) and rushing yds. (146) to go along with 1 TD at Bal. (12/1). Recorded TD runs in consecutive games for the first time in his career. His 146 rushing yds. are the most by a member of the 49ers since RB Carlos Hyde had 193 rushing yds. vs. NYJ (12/11/16).
- Registered 10 carries for 69 yds. and 1 TD at NO (12/8). He also caught 2 passes for 40 yds. and 1 TD. Marked his first multi-TD game of his career, which includes his first game with both a rushing and rec. TD.
- Registered 14 carries for 54 yds. and 1 TD vs. Atl. (12/15). Has registered at least 1 rushing TD in each of the last 4 games, becoming the first member of the 49ers to score at least 1 rushing TD in 4-or-more consecutive games since RB Frank Gore in Weeks 4-8 (Week 7 Bye) of the 2011 season.
- Registered 11 carries for 53 yds. and 1 TD vs. LAR (12/21), marking his 6th rushing TD of the season and 7th of his career. Has registered at least 1 rushing TD in each of the last 5 games, becoming the 4th player in franchise history and the first since 1995 to score at least 1 rushing TD in 5-or-more consecutive games.
- Registered 10 carries for 57 yds. and a career-high 2 TDs at Sea. (12/29), marking his 7th and 8th rushing TDs of the season. Registered at least 1 rushing TD in each of the last 6 games, becoming the 3rd player in franchise history and the first since 1995 to score at least 1 rushing TD in 6-or-more consecutive games.

MOSTERT'S GOLDEN NUGGETS

- His last name is pronounced MOZE-tert.
- Winner of the Perry/Yonamine Award in 2018. The Perry/Yonamine Award is presented to the 49ers player who exhibits an exceptional commitment to promoting unity within the team and in their community. The Perry/Yonamine Unity Award is named for the former 49ers players and pioneers of unity and diversity, Joe "The Jet" Perry and Wally Yonamine, and is voted on by the players.
- Mostert met his wife, Devon, in college, as the two both attended Purdue University from 2011-14. Devon was an athlete herself, playing on the Boilermakers soccer team.
- A native of New Smyrna Beach, FL, Mostert enjoys saltwater and freshwater fishing in his free time.

MOSTERT'S GAME-BY-GAME

2019

Date	Opp	W/L	P/S	Rsh	Yds	Avg	Lg	TD	Rec	Yds	TD
Sep 8	at TB	W	1/0	9	40	4.4	18	0	1	0	0
Sep 15	at Cin	W	1/0	13	83	6.4	20	0	3	68	1
Sep 22	Pit	W	1/0	12	79	6.6	19	0	0	0	0
Oct 7	Cle	W	1/0	7	34	4.9	8	0	0	0	0
Oct 13	at LAR	W	1/0	4	13	3.3	8	0	0	0	0
Oct 20	at Was	W	1/0	0	0	—	—	0	0	0	0
Oct 27	Car	W	1/0	9	60	6.7	41t	1	0	0	0
Oct 31	at Arz	W	1/0	1	-2	-2.0	-2	0	0	0	0
Nov 11	Sea	L	1/0	6	28	4.7	8	0	1	7	0
Nov 17	Arz	W	1/0	6	13	2.2	6	0	2	14	0
Nov 24	GB	W	1/0	6	45	7.5	15t	1	1	22	0
Dec 1	at Bal	L	1/0	19	146	7.7	40t	1	2	8	0
Dec 8	at NO	W	1/0	10	69	6.9	19	1	2	40	1
Dec 15	Atl	L	1/0	14	54	3.9	8	1	1	5	0
Dec 21	LAR	W	1/0	11	53	4.8	16t	1	0	0	0
Dec 29	at Sea	W	1/0	10	57	5.7	17	2	1	16	0
TOTALS			16/0	137	772	5.6	41t	8	14	180	2

2019 Postseason

Date	Opp	W/L	P/S	Rsh	Yds	Avg	Lg	TD	Rec	Yds	TD
Jan 11	Min	W	1/0	12	58	4.8	10	0	0	0	0
Jan 19	GB	W	1/0	29	220	7.6	36t	4	2	6	0
Feb 2	at KC	L	1/0	12	58	4.8	17	1	1	2	0
TOTALS			3/0	53	336	6.3	36t	5	3	8	0

MOST CONSECUTIVE GAMES WITH A RUSHING TD, FRANCHISE HISTORY

	Name	Range	Games
1.	Joe Perry	at GB (11/22/53) to at GB (10/10/54)	7
2t.	Raheem Mostert vs. GB (11/24/19 to at Sea. (12/29/19)		6
	Derek Loville vs. Car. (11/5/95) to at Car. (12/10/95)		6



2019 HIGHLIGHTS (CONTINUED)

- Recovered a Vikings CB Marcus Sherels muffed punt return vs. Min. (1/11/20 - NFC-D).
- Rushed for 220 yds. and 4 TDs on 29 carries vs. GB (1/19/20 - NFC-C), marking the first postseason rushing TDs of his career. His 220 rushing yds. set the franchise record for most rushing yds. in a game, regular season or postseason, and he is the only player in NFL history with over 200 rushing yds. and 4 rushing TDs in a postseason game.
- His 220 rushing yds. vs. GB (1/19/20 - NFC-C) are the 2nd-most in a postseason game in the Super Bowl era [LAR RB Eric Dickerson - 248 rushing yds. vs. Dal. (1/4/86 - NFC-D)] and his 4 rushing TDs are tied for 2nd-most in the Super Bowl era.

MOST RUSHING TDs BY A PLAYER IN A POSTSEASON GAME, SUPER BOWL ERA

Player	Opp.	Round	Date	Atts.	Yds.	Avg.	TDs
RB Ricky Watters	vs. NYG	NFC-D	1/15/94	24	118	4.92	5
RB Raheem Mostert	vs. GB	NFC-C	1/19/20	29	220	7.59	4
RB LeGarrette Blount	vs. Ind.	AFC-D	1/11/14	24	166	6.92	4

- His 226 scrimmage yds. vs. GB (1/19/20 - NFC-C) (220 rushing, 6 receiving) are the most in a Conference Championship Game in playoff history.

MOST SCRIMMAGE YDS., CONFERENCE CHAMPIONSHIP HISTORY

Player	Season	Rush Yds.	Rec. Yds.	S/Y
1. RB Raheem Mostert	2019	220	6	226
2. RB Marcus Allen	1983	154	62	216
3t. RB Thurman Thomas	1993	186	22	208
RB Wilbert Montgomery	1980	194	14	208

- With 14 carries for 160 yds. and 3 TDs in the first half vs. GB (1/19/20 - NFC-C), he became the first player in the Super Bowl era with 150-or-more rushing yds. and 3-or-more rushing TDs in one half of any playoff game.
- Registered 12 carries for 58 yds. and 1 TD at KC (2/2/20 - SB). His 5 rushing TDs in the 2019 postseason are the 2nd-most in 49ers franchise postseason history.

MOST RUSHING TDs IN ONE POSTSEASON, FRANCHISE HISTORY

Name	Postseason	TDs
1. Ricky Watters	1993	6
2. Raheem Mostert	2019	5

GOLDMINE

- The 49ers hosted the third annual Crucial Catch Fashion Show presented by Dignity Health on October 2nd, 2019, featuring cancer warriors representing all cancers as they modeled apparel donated by Levi's. Mostert and his teammates were paired with each of the warriors to share their stories of strength and courage with the audience and walk the runway.



GOLDMINE (CONTINUED)

- NFL players had the opportunity to participate in the NFL's annual My Cause, My Cleats campaign during Week 14 of the 2019 season. Mostert and his teammates represented their respective causes with custom-designed cleats in an effort to raise awareness and funding. Mostert represented Ocean Conservancy, saying, "I play to raise awareness to protect our ocean."



- After posing for a photoshoot, Mostert and his teammates joined Levi's in support of breast, colon and pediatric cancer warriors at the Crucial Catch Fashion Show presented by Dignity Health on October 2, 2018. 49ers players and cancer warriors took to the runway to show off their attire and share their stories of strength and courage with the audience.
- Growing up in Smyrna Beach, FL, known as the "shark-bite capital of the world," Mostert often surfed in the Atlantic Ocean. Said Mostert, "We would go out there and surf and they'd bite on people and stuff. They were usually just small sharks. But they'd mistake us for food."



- The 49ers, in partnership with Fresh Lifelines for Youth (FLY), visited the Santa Clara Juvenile Hall to work with residents on frustration management on October 9, 2018. Mostert and his teammates held a discussion with the young people, and later divided into groups to engage in football drills that demonstrated the proper way to focus negative energy in a positive manner. After the drills, they held another discussion centered on making right decisions when it comes to frustration management.





GOLDMINE (CONTINUED)


- As part of the 49ers annual Thanksgiving celebrations, Mostert and his teammates visited Cityteam San Jose to serve a holiday feast to over 300 people in need. Guests enjoyed turkey along with all of the usual holiday sides, while getting to know the 49ers.



- NFL players had the opportunity to participate in the NFL's annual My Cause, My Cleats campaign during a designated home game between Weeks 13-15 of 2018. Mostert and his teammates represented their respective causes with custom-designed cleats in an effort to raise awareness and funding. The Melanoma Research Foundation aims to eradicate melanoma by accelerating medical research while educating to and advocating for the melanoma community.



- The 49ers joined forces with Martha's Kitchen of San Jose as part of their Community Tuesday kickoff event on September 11, 2018. Mostert and teammates took part in the event by serving dinner to nearly 200 residents in need, refilling beverages and bussing tables. Both the 49ers and Levi's Stadium partner with Martha's Kitchen throughout the year by donating excess food after stadium events. Martha's Kitchen's mission is to "feed the hungry with dignity, no questions asked, no judgements made."



- A two-sport athlete at Purdue, Mostert starred on the track during his senior season in 2014. He won the Big Ten title in the 60m and 200m at the conference indoor track championship in addition to winning the Big Ten title in the 100m and 200m at the conference outdoor track championship. For his efforts, he was named the Big Ten Indoor and Outdoor Track Athlete of the Championship in addition to the Great Lakes Region Track Athlete of the Year.



- The 49ers and their families hosted 450 underserved boys and girls from the Bay Area for the first-ever 49ers Hope for the Holidays event. Each child had a once-in-a-lifetime experience traveling through Levi's Stadium and left with a brand new bike, helmet, lock, haircut, shoes, toys, glasses, backpack, dinner and more.



- During all Week 13 games in 2017, NFL players had the chance to share the causes that are important to them as part of the NFL's My Cause, My Cleats campaign. "I want to help raise money and awareness to help find a cure for the disease that runs in my wife's family and is affecting or could affect other," said Mostert. "The sad truth is 1 in 8 women in the United States will develop breast cancer in their lifetime. Research saves lives!"





GOLDMINE (CONTINUED)

- In October of 2017, the 49ers partnered with Bags of Fun to deliver backpacks to children undergoing treatment at Lucile Packard Children's Hospital. Each bag was personalized with educational, interactive and fun toys to provide joy, laughter and relief from the stress and anxiety of being in the hospital. Mostert and his teammates spent time with patients receiving Bags of Fun and other families in the hospital to uplift them during a difficult time.



- As part of Salute to Service Month, Mostert, along with his teammates and general manager, John Lynch, visited the USO office at the San Jose Military Entrance Processing Station to spend time with military applicants and their families as they took the Oath of Enlistment and shipped off to basic training.



- In honor of the NFL's Crucial Catch campaign, the 49ers hosted a fashion show on Tuesday, October 17th, 2017, featuring breast cancer and pediatric cancer warriors in apparel donated by Levi's®. Mostert, along with his 49ers teammates, walked the runway with cancer warriors as they shared their stories of strength and courage with the audience.



- The 49ers partnered with Furry Friends Pet Assisted Therapy Services for animal therapy, while providing confidence building activities for students in the Leland High School special needs program in an effort to erase the stigma attached to special needs. Mostert and his teammates spent time with students with autism, mental illness and learning disabilities as they play board games, working on social skills including conversational queues and eye contact through the hands-on activity. Players will also partner with animal therapy dogs to uplift students through one-on-one interactions.



- The 49ers hosted a flag football clinic for local first responders and their children at the team facility on October 23, 2018. Mostert and his teammates taught the children the fundamentals of the game before hitting the field for drills and games. The 100-plus guests also had the opportunity to try on equipment and participate in a photoshoot.
- In partnership with the One Love Foundation, Mostert, his 49ers teammates and their significant others participated in a film-based workshop with local high school students about healthy and unhealthy relationships. The group watched a film together, and thereafter, held group discussions about the implications of the relationship behaviors depicted in the film. The One Love Foundation believes that love is a skill we can work on, and focuses on three main elements to convey their message: content, conversation and community action.





MOSTERT'S CAREER STATISTICS

YEAR	TEAM	GP	GS	ATT	RUSHING				NO	RECEIVING			
					YDS	AVG	LG	TD		YDS	AVG	LG	TD
2015	MIA/BAL/CLE	11	0	0	0	—	—	0	0	0	—	—	0
2016	CHI/SF	3	0	1	6	6.0	6	0	0	0	—	—	0
2017	SF	11	0	6	30	5.0	16	0	0	0	—	—	0
2018	SF	9	0	34	261	7.7	52t	1	6	25	3.0	8	0
2019	SF	16	0	137	772	5.6	41t	8	14	180	12.9	39t	2
TOTALS		50	0	178	1,069	6.0	52t	9	20	205	10.3	39t	2

PLAYOFFS

YEAR	TEAM	GP	GS	ATT	RUSHING				NO	RECEIVING			
					YDS	AVG	LG	TD		YDS	AVG	LG	TD
2019	SF	3	0	53	336	6.3	36t	5	3	8	2.7	10	0
TOTALS		3	0	53	336	6.3	36t	5	3	8	2.7	10	0

Additional Statistics:

Special Teams Tackles – Regular Season – 30: 2015 (1); 2017 (8); 2018 (7); 2019 (14) **Postseason – 1:** 2019 (1)

Kick Returns – 26: 2015 (19); 2016 (2); 2017 (5)

Kick Return Yards – 629: 2015 (530); 2016 (35); 2017 (83); 2019 (–19)

Punt Return Yards – 33: 2016 (33)

Fumbles–Lost – 5–5: 2015 (1–1); 2017 (1–1); 2018 (1–1); 2019 (2–2)

Special Teams Fumbles Recoveries – Regular Season – 1: 2019 (1) **Postseason – 1:** 2019 (1)

Milestones:

NFL Debut: at Jax. (9/20/15); **First Reception:** Regular Season – at KC (9/23/18 – 8–yd. pass from QB Jimmy Garoppolo); Postseason – vs. GB (1/19/20 – 11–yd. pass from QB Jimmy Garoppolo); **First Rushing TD:** Regular Season – vs. Oak (11/1/18 – 52 yds.); Postseason – vs. GB (1/19/20 – 36 yds.); **First Receiving TD:** at Cin. (9/15/19 – 39–yd. pass from QB Jimmy Garoppolo); **100–yd. Games:** 2 – Last vs. GB (1/19/20 – 220 yds.)

MOSTERT'S CAREER 100-YARD RUSHING GAMES (2)

Date	Opp	Rsh	Yds	Avg	TD	Date	Opp	Rsh	Yds	Avg	TD
12/1/19	at Bal.	19	146	7.7	1	1/19/20*	vs. GB	29	220	7.6	4

*Postseason

MOSTERT'S CAREER HIGHS

Rushes: Regular Season – 19 at Bal. (12/1/19); Postseason – 29 vs. GB (1/19/20)

Rushing Yards: Regular Season – 145 at Bal. (12/1/19); Postseason – 220 vs. GB (1/19/20)

Rushing TDs: Regular Season – 2 at Sea. (12/29/19); Postseason – 4 vs. GB (1/19/20)

Long Rush: Regular Season – 52t vs. Oak. (11/1/18); Postseason – 36t vs. GB (1/19/20)

Receptions: Regular Season – 4 vs. LAR (10/21/18); Postseason – 2 vs. GB (1/19/20)

Receiving Yards: Regular Season – 68 at Cin. (9/15/19); Postseason – 6 vs. GB (1/19/20)

Receiving TDs: Regular Season – 1 (2 times) Last at NO (12/8/19)

Long Reception: Regular Season – 39t at Cin. (9/15/19); Postseason – 10 vs. GB (1/19/20)

Kick Returns: Regular Season – 5 (2 times) Last vs. Pit. (1/3/16)

Kick Return Yards: Regular Season – 159 at Sea. (12/20/15)

Kick Return Long: Regular Season – 53 at Sea. (12/20/15)

MOSTERT'S TRANSACTIONS

Originally signed as an undrafted free agent by Phi. on 5/2/15...Waived by Phi. on 9/5/15...Signed to Phi. practice squad on 9/6/15...Signed from Phi. practice squad to Mia. active roster on 9/15/15...Waived by Mia. on 10/13/15...Claimed off waivers by Bal. on 10/14/15...Waived by Bal. on 12/15/15...Claimed off waivers by Cle. on 12/16/15...Re–signed by Cle. on 3/7/16...Waived by Cle. on 9/4/16...Signed to NYJ practice squad on 9/6/16...Released by NYJ on 9/12/16...Signed to Chi. practice squad on 9/13/16...Promoted to Chi. active roster on 9/21/16...Waived by Chi. on 10/3/16...Signed to Chi. practice squad on 10/4/16...Released by Chi. on 10/21/16...Signed to SF practice squad on 11/28/16...Promoted to SF active roster on 12/30/16...Placed on the Injured Reserve List on 11/29/17...Placed on the Injured Reserve List on 11/2/18...Re–signed with SF on a three–year contract on 3/19/19.



2018 (SAN FRANCISCO)

- Set career highs in atts. (34), rushing yds. (261) and TDs (1). Also set career highs with 6 receipts. for 25 yds. before being placed on the Injured Reserve List on 11/2. Also tied a team-high with 7 special teams tackles.
- Recorded 4 special teams tackles vs. Det. (9/16).
- Set career highs in carries (12) and rushing yds. (87) at GB (10/15). Also had a 26-yd. run, marking a new career-long rush.
- Registered a career-high 4 receipts. for 19 yds., while adding 7 carries for 59 yds. (8.4 avg.) vs. LAR (10/21).
- Registered 7 carries for 86 yds., including a career-long 52-yd. TD run at Oak. (11/1), marking the first TD of his career.

2017 (SAN FRANCISCO)

- Played in 11 games and recorded 6 carries for 30 yds. and a team-high 8 special teams tackles.

2016 (NEW YORK JETS/CHICAGO/SAN FRANCISCO)

- Spent time on the Jets and Bears practice squads before being promoted to Chicago's active roster on 9/21, where he appeared in two games.
- Signed to the SF practice squad on 11/28 and was promoted to the active roster on 12/30. Appeared in the final game of the season and registered 6 yds. on 1 att. Also recorded 2 KORs for 35 yds. and 33 punt return yds.

2015 (MIAMI/BALTIMORE/CLEVELAND)

- Appeared in 11 total games (1 with Mia., 7 with Bal. and 3 with Cle.) during the 2015 season.
- As a member of the Cleveland Browns, registered 5 KORs for 159 yds. (31.8 avg.) at Sea. (12/20), including a career-long 53-yd. return.

COLLEGE

A four-time letterwinner at Purdue (2011-14), appeared in 43 games and registered 139 atts. for 759 yds. and 6 TDs along with 88 KORs for 2,289 yds. and 2 TDs. Finished his career as the school's all-time leader in kick return yds. and 3rd in kick return avg. (26.0). Saw action in 11 games as a senior and recorded 93 atts. for 529 yds. and 3 TDs along with 34 KORs for 731 yds. Appeared in 12 games in 2013 and rushed for 37 yds. on 11 atts. and 11 KORs for 258 yds., including a 100-yd. KOR TD. As a sophomore, saw action in 8 games and registered 16 atts. for 85 yds. and 1 TD along with 18 KORs for 463 yds. In 2011, led FBS with a kick return avg. of 33.5 (25 KORs for 837 yds.).

PERSONAL

- Majored in organizational leadership and supervision.
- While at Purdue, won the Big Ten title in the 60m and 200m at the conference indoor track championship and the Big Ten title in the 100m and 200m at the conference outdoor track championship.
- Attended New Smyrna Beach (FL) HS, where he recorded 39 receipts. for 723 yds. and 4 TDs as a senior and was named MVP of the 2010 Central Florida All-Star Game.
- Married to his wife, the former Devon Beckwith.
- Born Dominique Raheem Mostert (4/9/92) in Daytona Beach, FL.

INJURY REPORT

2017: Placed on the Injured Reserve List on 11/29 with a knee injury.

2018: Placed on the Injured Reserve List on 11/2 with a forearm injury.



MOSTERT'S GAME-BY-GAME

2015 (Miami/Baltimore/Cleveland)

Date	Opp	W/L	P/S	Rsh	Yds	Avg	Lg	TD	Rec	Yds	TD
SIGNED TO PHI PRACTICE SQUAD ON 9/6											
Sep 14	at Atl	L	—	PRACTICE SQUAD				—	—	—	—
SIGNED TO MIA ACTIVE ROSTER ON 9/15											
Sep 20	at Jax	L	1/0	0	0	—	—	0	0	0	0
Sep 27	Buf	L	—	INACTIVE		—	—	—	—	—	—
Oct 4	NYJ	L	—	INACTIVE		—	—	—	—	—	—
WAIVED BY MIA ON 10/13											
CLAIMED OFF WAIVERS BY BAL ON 10/14											
Oct 18	at SF	L	—	INACTIVE		—	—	—	—	—	—
Oct 26	at Arz	L	1/0	0	0	—	—	0	0	0	0
Nov 1	SD	W	1/0	0	0	—	—	0	0	0	0
Nov 15	Jax	L	1/0	0	0	—	—	0	0	0	0
Nov 22	StL	W	1/0	0	0	—	—	0	0	0	0
Nov 30	at Cle	W	1/0	0	0	—	—	0	0	0	0
Dec 6	at Mia	L	1/0	0	0	—	—	0	0	0	0
Dec 13	Sea	L	1/0	0	0	—	—	0	0	0	0
WAIVED BY BAL ON 12/15											
CLAIMED OFF WAIVERS BY CLE ON 12/16											
Dec 20	at Sea	L	1/0	0	0	—	—	0	0	0	0
Dec 27	at KC	L	1/0	0	0	—	—	0	0	0	0
Jan 3	Pit	L	1/0	0	0	—	—	0	0	0	0
TOTALS			11/0	0	0	—	—	0	0	0	0

2016 (New York Jets/Chicago/San Francisco)

Date	Opp	W/L	P/S	Rsh	Yds	Avg	Lg	TD	Rec	Yds	TD
SIGNED TO NYJ PRACTICE SQUAD ON 9/6											
Sep 11	Cin	L	—	PRACTICE SQUAD				—	—	—	—
RELEASED BY NYJ ON 9/12											
SIGNED TO CHI PRACTICE SQUAD ON 9/13											
Sep 19	Phi	L	—	PRACTICE SQUAD				—	—	—	—
PROMOTED TO CHI ACTIVE ROSTER ON 9/21											
Sep 25	at Dal	L	1/0	0	0	—	—	0	0	0	0
Oct 2	Det	W	1/0	0	0	—	—	0	0	0	0
WAIVED BY CHI ON 10/3											
SIGNED TO CHI PRACTICE SQUAD ON 10/4											
Oct 9	at Ind	L	—	PRACTICE SQUAD				—	—	—	—
Oct 16	Jax	L	—	PRACTICE SQUAD				—	—	—	—
Oct 20	at GB	W	—	PRACTICE SQUAD				—	—	—	—
RELEASED BY CHI ON 10/21											
SIGNED TO SF PRACTICE SQUAD ON 11/28											
Dec 4	at Chi	L	—	PRACTICE SQUAD				—	—	—	—
Dec 11	NYJ	L	—	PRACTICE SQUAD				—	—	—	—
Dec 18	at Atl	L	—	PRACTICE SQUAD				—	—	—	—
Dec 24	at LAR	W	—	PRACTICE SQUAD				—	—	—	—
PROMOTED TO SF ACTIVE ROSTER ON 12/30											
Jan 1	Sea	L	1/0	1	6	6.0	6	0	0	0	0
TOTALS			3/0	1	6	6.0	6	0	0	0	0

2017 (San Francisco)

Date	Opp	W/L	P/S	Rsh	Yds	Avg	Lg	TD	Rec	Yds	TD
Sep 10	Car	L	1/0	0	0	—	—	0	0	0	0
Sep 17	at Sea	L	1/0	0	0	—	—	0	0	0	0
Sep 21	LAR	L	1/0	4	11	2.8	7	0	0	0	0
Oct 1	at Arz	L	1/0	0	0	—	—	0	0	0	0
Oct 8	at Ind	L	1/0	1	3	3.0	3	0	0	0	0
Oct 15	at Was	L	1/0	1	16	16.0	16	0	0	0	0
Oct 22	Dal	L	1/0	0	0	—	—	0	0	0	0
Oct 29	at Phi	L	1/0	0	0	—	—	0	0	0	0
Nov 5	Arz	L	1/0	0	0	—	—	0	0	0	0
Nov 12	NYG	W	1/0	0	0	—	—	0	0	0	0
Nov 26	Sea	L	1/0	0	0	—	—	0	0	0	0
PLACED ON INJURED RESERVE (Knee) ON 11/29											
TOTALS			11/0	6	30	5.0	16	0	0	0	0

2018 (San Francisco)

Date	Opp	W/L	P/S	Rsh	Yds	Avg	Lg	TD	Rec	Yds	TD
Sep 9	at Min	L	1/0	0	0	—	—	0	0	0	0
Sep 16	Det	W	1/0	0	0	—	—	0	0	0	0
Sep 23	at KC	L	1/0	1	0	0.0	0	0	1	8	0
Sep 30	at LAC	L	1/0	0	0	—	—	0	0	0	0
Oct 7	Arz	L	1/0	5	11	2.2	12	0	1	-2	0
Oct 15	at GB	L	1/0	12	87	7.3	26	0	0	0	0
Oct 21	LAR	L	1/0	7	59	8.4	16	0	4	19	0
Oct 28	at Arz	L	1/0	2	18	9.0	14	0	0	0	0
Nov 1	Oak	W	1/0	7	86	12.3	52t	1	0	0	0
PLACED ON INJURED RESERVE (Forearm) ON 11/2											
TOTALS			9/0	34	261	7.7	52t	1	6	25	0



4

QB

NICK MULLENS

6-1 | 210 | SOUTHERN MISSISSIPPI

3.21.95 | BIRMINGHAM, AL | 2ND YEAR | ACQUIRED FA IN '17

AWARDS & HONORS

2018: Thomas Herrion Award

CAREER HIGHLIGHTS

- His 2,277 passing yds. in his 1st eight career games are the 4th-most by a QB since 1970.

MOST PASSING YDS. IN FIRST 8 CAREER GAMES, SINCE 1970

Name	Atts.	Comps.	Yds.	TDs	Rtg.
Patrick Mahomes, KC	286	185	2,507	22	109.4
Andrew Luck, Ind.	336	190	2,404	10	79.0
Cam Newton, Car.	287	174	2,393	11	87.1
Nick Mullens, SF	274	176	2,277	13	90.8
Marc Bulger, StL.	250	163	2,062	16	102.1

GOLDMINE

- The 49ers hosted the third annual Crucial Catch Fashion Show presented by Dignity Health on October 2nd, 2019, featuring cancer warriors representing all cancers as they modeled apparel donated by Levi's. Mullens and his teammates were paired with each of the warriors to share their stories of strength and courage with the audience and walk the runway.



MULLENS' GOLDEN NUGGETS

- In 2018, named the recipient of the 49ers Thomas Herrion Memorial Award, which was established in 2005 by 49ers owners Denise and John York and is presented to a rookie or first-year player who best represents the dream of Thomas Herrion. The recipient has taken advantage of every opportunity, turned it into a positive situation and made their dream turn into a reality. The award is voted on by the coaches.
- His grandfather, Ernie Tabor played Major League baseball for the Philadelphia Phillies.
- Named Conference USA Offensive Player of the Year in 2015.

GOLDMINE (CONTINUED)

- Prior to Week 2's matchup in Cincinnati during the 2019 season, the 49ers spent time in Youngstown, Ohio, where they participated in the Community Blitz. Mullens and some of his teammates joined the students at Williamson Elementary School to talk about inclusion and anti-bullying. They played spoke at an assembly before helping the kids write compliment cards and discuss how to be kind to one another.



MULLEN'S GAME-BY-GAME

2019	Date	Opp	W/L	P/S	Att	Cmp	Pct	Yds	TD	Int	Lg	Sk/Yds	Rtg	Rsh	Yds	TD	Total Net Yds.	Pct. Offense
Sep 8	at TB	W	0/0	—	—	—	—	—	DID NOT PLAY	—	—	—	—	—	—	—	—	—
Sep 15	at Cin	W	0/0	—	—	—	—	—	DID NOT PLAY	—	—	—	—	—	—	—	—	—
Sep 22	Pit	W	0/0	—	—	—	—	—	DID NOT PLAY	—	—	—	—	—	—	—	—	—
Oct 7	Cle	W	0/0	—	—	—	—	—	DID NOT PLAY	—	—	—	—	—	—	—	—	—
Oct 13	at LAR	W	0/0	—	—	—	—	—	DID NOT PLAY	—	—	—	—	—	—	—	—	—
Oct 20	at Was	W	0/0	—	—	—	—	—	DID NOT PLAY	—	—	—	—	—	—	—	—	—
Oct 27	Car	W	1/0	0	0	—	0	0	0	0	—	0/0	0.0	3	-3	0	-3	-0.8
Oct 31	at Arz	W	0/0	—	—	—	—	—	DID NOT PLAY	—	—	—	—	—	—	—	—	—
Nov 11	Sea	L	0/0	—	—	—	—	—	DID NOT PLAY	—	—	—	—	—	—	—	—	—
Nov 17	Arz	W	0/0	—	—	—	—	—	DID NOT PLAY	—	—	—	—	—	—	—	—	—
Nov 24	GB	W	0/0	—	—	—	—	—	DID NOT PLAY	—	—	—	—	—	—	—	—	—
Dec 1	at Bal	L	0/0	—	—	—	—	—	DID NOT PLAY	—	—	—	—	—	—	—	—	—
Dec 8	at NO	W	0/0	—	—	—	—	—	DID NOT PLAY	—	—	—	—	—	—	—	—	—
Dec 15	Atl	L	0/0	—	—	—	—	—	DID NOT PLAY	—	—	—	—	—	—	—	—	—
Dec 21	LAR	W	0/0	—	—	—	—	—	DID NOT PLAY	—	—	—	—	—	—	—	—	—
Dec 29	at Sea	W	0/0	—	—	—	—	—	DID NOT PLAY	—	—	—	—	—	—	—	—	—
TOTALS				1/0	0	0	—	0	0	0	—	0/0	—	3	-3	0	-3	-0.1

2019 Postseason

Date	Opp	W/L	P/S	Att	Cmp	Pct	Yds	TD	Int	Lg	Sk/Yds	Rtg	Rsh	Yds	TD	Total Net Yds.	Pct. Offense
Jan 11	Min	W	0/0	—	—	—	—	—	DID NOT PLAY	—	—	—	—	—	—	—	—
Jan 19	GB	W	0/0	—	—	—	—	—	DID NOT PLAY	—	—	—	—	—	—	—	—
Feb 2	at KC	L	0/0	—	—	—	—	—	DID NOT PLAY	—	—	—	—	—	—	—	—
TOTALS				0/0	0	0	—	0	0	—	0/0	—	0	0	0	0	0%



GOLDMINE (CONTINUED)

- The 49ers and their families hosted 450 underserved boys and girls from the Bay Area for the first-ever 49ers Hope for the Holidays event. Each child had a once-in-a-lifetime experience traveling through Levi's Stadium and left with a brand new bike, helmet, lock, haircut, shoes, toys, glasses, backpack, dinner and more.



- TE George Kittle partnered with the Jessie Rees Foundation to pass out JoyJars filled with toys and games at a local children's hospital. Kittle spearheaded the event and was joined by several of his teammates including, TE Garrett Celek, TE Ross Dwelley, TE Daniel Helm, QB Nick Mullens and LB Fred Warner who helped him spread holiday cheer and lift the spirits of everyone they met.



- In partnership with the One Love Foundation, Mullens, his 49ers teammates and their significant others participated in a film-based workshop with local high school students about healthy and unhealthy relationships. The group watched a film together, and thereafter, held group discussions about the implications of the relationship behaviors depicted in the film. The One Love Foundation believes that love is a skill we can work on, and focuses on three main elements to convey their message: content, conversation and community action.



- In September of 2017, the San Francisco 49ers hosted the annual 49ers Mentorship Academy, in partnership with USA Football. Mullens and other notable 49ers rookies led local high school football players through an evening of leadership development. The three-step program is designed to develop the skills necessary for players to succeed and lead on and off the field. Players from Christopher High School, Gilroy High School, Lowell High School, Milpitas High School, Santa Clara High School, Westmont High School and Wilcox High School were in attendance.

- The 49ers, in partnership with Fresh Lifelines for Youth (FLY), visited the Santa Clara Juvenile Hall to work with residents on frustration management on October 9, 2018. Mullens and his teammates held a discussion with the young people, and later divided into groups to engage in football drills that demonstrated the proper way to focus negative energy in a positive manner. After the drills, they held another discussion centered on making right decisions when it comes to frustration management.



- Mullens and his teammates surprised guests of the CityTeam Men's Program and House of Grace on November 20, 2018, at Levi's Stadium. The group believed they were just taking a tour of the stadium, but they were in fact joining the 49ers players for a night full of exciting events. The guests received a makeover and haircut, selected a new outfit from Dockers, snapped a new headshot and then shared a Thanksgiving dinner with the 49ers players.





MULLENS' CAREER STATISTICS

YEAR	TEAM	GP	GS	PASSING										RUSHING				
				ATT	CMP	PCT	YDS	TD	INT	LG	SK	LST	RTG	ATT	YDS	AVG	LG	TD
2017	SF	—	—	—	—	—	PRACTICE SQUAD											
2018	SF	8	8	274	176	64.2	2,277	13	10	85t	17	127	90.8	18	-16	-0.9	0	0
2019	SF	1	0	0	0	—	0	0	0	—	0	0	—	3	-3	-1.0	-1	0
TOTALS		9	8	274	176	64.2	2,277	13	10	85t	17	127	90.8	21	-19	-0.9	0	0

PLAYOFFS

YEAR	TEAM	GP	GS	PASSING										RUSHING				
				ATT	CMP	PCT	YDS	TD	INT	LG	SK	LST	RTG	ATT	YDS	AVG	LG	TD
2019	SF	0	0	0	0	—	0	0	0	—	0	0	—	0	0	—	—	0
TOTALS		0	0	0	0	—	0	0	0	—	0	0	—	0	0	—	—	0

Additional Statistics:

Fumbles—Lost — 1—0: 2018 (1—0)

Fumble Recoveries — 1: 2018 (1)

Milestones:

NFL Debut: vs. Oak. (11/1/18); **First Start:** vs. Oak. (11/1/18); **First Completion:** vs. Oak. (11/1/18 — 11-yd. pass to WR Marquise Goodwin); **First Passing TD:** vs. Oak. (11/1/18 — 24-yd. pass to WR Pierre Garçon); **First 300—Yd. Game:** at Sea. (12/2/18 — 414 yds.); **First 400—Yd. Game:** at Sea. (12/2/18 — 414 yds.); **300—Yd. Games:** 2 — Last vs. Den. (12/9/18 — 332 yds.)

MULLENS' CAREER 300-YARD PASSING GAMES (2)

Date	Opp	Att	Cmp	Yds	TD	Date	Opp	Att	Cmp	Yds	TD
12/2/18	at Sea.	48	30	414	2	12/9/18	vs. Den.	33	20	332	2

MULLENS' CAREER HIGHS

Passes Attempted: Regular Season — 48 at Sea. (12/2/18)

Completions: Regular Season — 30 at Sea. (12/2/18)

Completion Percentage: Regular Season — 72.7 vs. Oak. (11/1/18)

Passing Yards: Regular Season — 414 at Sea. (12/2/18)

Long Pass: Regular Season — 85t vs. Den. (12/9/18)

QB Rating: Regular Season — 151.9 vs. Oak. (11/1/18)

Passing Touchdowns: Regular Season — 3 (2 times) Last at LAR (12/30/18)

Rushes: Regular Season — 5 vs. Den. (12/9/18)

Rushing Yards: Regular Season — 1 (2 times) Last at Sea. (12/2/18)

Long Rush: Regular Season — 2 vs. NYG (11/12/18)

MULLENS' TRANSACTIONS

Originally signed as an undrafted free agent by SF on 5/4/17...Waived by SF on 9/2/17...Signed to SF practice squad on 9/3/17...Signed to Reserve/Future contract with SF on 1/2/18...Waived by SF on 9/1/18...Signed to SF practice squad on 9/2/18...Promoted to SF active roster on 9/26/18.



2018

- Started all 8 games he appeared in and completed 176 of 274 atts. for 2,277 yds. and 13 TDs for a QB rating of 90.8.
- In his NFL debut vs. Oak. (11/1), completed 16 of 22 atts. (72.7 pct.) for 262 yds., 3 TDs and QB rating of 151.9. Became the first player, making his NFL debut with the 49ers, to throw for 2-or-more TDs in that game.

MOST PASSING YDS. IN FIRST START IN FRANCHISE HISTORY

Player	Opp.	Date	Atts.	Comps.	Yds.	TDs	Rtg.
Jimmy Garoppolo	at Chi.	12/3/17	37	26	293	0	82.4
Ty Detmer	vs. Car.	11/8/98	36	22	276	3	78.0
Nick Mullens	vs. Oak	11/1/18	22	16	262	3	151.9
Matt Cavanaugh	at Phi.	9/23/84	34	17	252	3	104.0
Jeff Kemp	at LAR	9/14/86	24	19	252	1	89.6

- With 3 TD passes against the Raiders, Mullens tied the franchise record for the most TD passes by a player in his first start with the 49ers [QB Tim Rattay vs. StL (11/2/03); QB Ty Detmer vs. Car. (11/8/98); QB Matt Cavanaugh at Phi. (9/23/84)]. Also set the franchise record for highest QB rating (min. 10 atts.) in his first start with the team (151.9) and ranks 3rd for the most passing yds. (262).
- Became the first member of the 49ers to pass for 3-or-more TDs in a game since Colin Kaepernick on 11/27/16 at Mia. (3 TD passes).
- Mullens joined Hall of Famers Fran Tarkenton (1961) and Jim Kelly (1986) as the only players in NFL history to throw for 250-or-more yds., 3-or-more TDs and 0 INTs in their NFL debut.
- His QB rating of 151.9 against the Raiders was the 2nd-highest by a QB in his NFL debut since 1973 (min. 15 atts.).

HIGHEST PASSER RATING IN NFL DEBUT, SINCE 1973

	Name	Date	Rtg.
1.	Marcus Mariota	9/13/15	158.3
2.	Nick Mullens	11/1/18	151.9
3.	Robert Griffin III	9/9/12	139.9
4.	T.J. Rubley	10/24/93	137.1
5.	Jim Everett	11/16/86	136.6

- Completed 30 of 48 passes for a career-high 414 yds. and 2 TDs at Sea. (12/2). His 414 passing yds. on the day were the most by a 49ers QB since QB Tim Rattay registered 417 passing yds. vs. Arz. (10/10/04). He became the the first 49ers QB to throw for 400-or-more yds. in a single game since QB Colin Kaepernick in 2013 [412 yds. vs. GB (9/8/13)].
- Converted 20 of 33 atts. for 332 yds., 2 TDs and a QB rating of 102.1 vs. Den. (12/9). With 332 passing yds., became the first 49ers QB to throw for 300-or-more yds. in consecutive games [30 of 48 for 414 yds. and 2 TDs at Sea. (12/2/18)] since QB Jimmy Garoppolo in 2017 [20 of 33 for 334 yds. and 1 TD at Hou. (12/10/17) and 31 of 43 for 381 yds. and 1 TD vs. Ten. (12/17/18)].
- With 313 passing yds. versus the Broncos, became the first undrafted 49ers QB to throw for 300-or-more yds. in consecutive games since QB Jeff Garcia accomplished the feat in three straight games from 12/3/00-12/17/00. Also, joins Broncos QB Case Keenum (10/7/18-10/14/18) as the only undrafted QBs to throw for 300-or-more yds. in consecutive weeks since the start of the 2017 season.

2018 (CONTINUED)

- Completed 20 of 29 atts. for 275 yds., 1 TD and a QB rating of 110.6 vs. Sea. (12/16). In two games against the Seahawks this season, Mullens threw for 689 yds. [414 yds. at Sea. (12/2/18)], the most passing yds. in a single season against Seattle since their franchise began in 1976.

MOST PASSING YDS. IN A SINGLE SEASON AGAINST SEA.

Player	Year	Comps.	Atts.	Yds.	TDs	INTs	Rtg.
Nick Mullens, SF	2018	50	77	689	3	1	101.1
Ken Stabler, Oak.	1979	56	84	685	2	4	79.7
John Elway, Den.	1987	43	74	673	5	3	94.0
Dan Fouts, SD	1983	49	77	669	5	5	85.9
Kurt Warner, Arz.	2008	51	74	658	5	2	107.8

- Completed 23 of 33 atts. for 282 yds. and 3 TDs at LAR (12/30). With 282 passing yds., became the first 49ers QB to register 220-or-more passing yds. in eight-consecutive games since QB Joe Montana accomplished the feat in nine-consecutive games from 12/9/85 to 12/7/86.

COLLEGE

In four seasons at Southern Mississippi (2013-16), played in 44 games (41 starts) and completed 928 of 1,546 atts. for 11,994 yds. and 87 TDs. In 2016, made 11 starts and completed 243 of 384 atts., for 3,272 yds. and 24 TDs, averaging 297.5 passing yds. per game. Started all 14 games as a junior in 2015, setting single-season school records for passing yds. (4,476) and TD passes (38) as the Golden Eagles finished with more than 7,000 yds. of offense for the first time in school history. In 2014, started 10 games and completed 218 of 365 atts. for 2,470 passing yds. and 12 TDs. As a freshman in 2013, appeared in 9 games (6 starts) and threw for 1,776 yds. and 13 TDs while earning Conference USA All-Freshman honors.

PERSONAL

- Attended Spain Park (Birmingham, AL) HS, where he had 8,605 career passing yds., finishing his high school career with the 7th-most passing yds. in AHSAA history, to go along with 40 passing TDs.
- Son of Suzanne and Mark Mullens. Has an older brother, Frank, and an older sister, Heather.
- Born Nicholas Clayton Mullens (3/21/95) in Little Rock, AR.
- Married to the former Haleigh Hughes.



MULLENS' GAME-BY-GAME

Only games Mullens has appeared in on offense are listed

2018 Date	Opp	W/L	P/S	Att	Cmp	Pct	Yds	TD	Int	Lg	Sk/Yds	Rtg	Rsh	Yds	TD	Total Net Yds.	Pct. Offense
Nov 1	Oak	W	1/1	22	16	72.7	262	3	0	71	0/0	151.9	4	-3	0	259	64.0
Nov 12	NYG	L	1/1	39	27	69.2	250	1	2	26	0/0	73.7	2	1	0	251	67.1
Nov 25	at TB	L	1/1	32	18	56.3	221	1	2	25	4/27	62.1	2	-1	0	193	56.4
Dec 2	at Sea	L	1/1	48	30	62.5	414	2	1	75t	3/28	95.3	2	1	0	387	85.6
Dec 9	Den	W	1/1	33	20	60.6	332	2	1	85t	3/27	102.1	5	-10	0	295	75.8
Dec 16	Sea	W	1/1	29	20	69.0	275	1	0	41t	3/18	110.6	2	-2	0	255	72.6
Dec 23	Chi	L	1/1	38	22	57.9	241	0	1	35	1/9	65.8	0	0	0	232	83.2
Dec 30	at LAR	L	1/1	33	23	69.7	282	3	3	43t	3/18	88.2	1	-2	0	262	67.0
TOTALS			8/8	274	176	64.2	2,277	13	10	85t	17/127	90.8	18	-16	0	2,134	37.0



86

KYLE NELSON

LS

6-2 | 240 | NEW MEXICO STATE

10.3.86 | CHINA SPRINGS, TX | 8TH YEAR | ACQUIRED FA IN '14

GOLDMINE

- Always around football, in the summers, Kyle would help his dad, Mark, when he was coaching in the NCAA and CFL. At a young age, Kyle got to see tight knit locker rooms and learned how successful teams work together on and off the field. Mark's career as a football coach meant many moves for the Nelson family. Kyle was born in Norman, OK and growing up, the family moved between Tulsa, OK and Canada three times and Kyle spent time living in Georgia, Kentucky, Arkansas, Texas, Oklahoma and New Mexico before coming to California.
- On November 26th, 2019, the 49ers teamed up with Martha's Kitchen of San Jose to serve Thanksgiving dinner to over 300 people in need. Members of the team served food, bussed tables and refilled beverages. The team also provided toiletries and giveaways to all those in attendance.
- NFL players had the opportunity to participate in the NFL's annual My Cause, My Cleats campaign during Week 14 of the 2019 season. Nelson and his teammates represented their respective causes with custom-designed cleats in an effort to raise awareness and funding. Nelson represented the JW House, saying, "I play for families whose loved ones face medical crisis."



- On November 26th, 2019, the 49ers teamed up with Martha's Kitchen of San Jose to serve Thanksgiving dinner to over 300 people in need. Members of the team served food, bussed tables and refilled beverages. The team also provided toiletries and giveaways to all those in attendance.



NELSON'S GOLDEN NUGGETS

- Comes from a football family where he is a third generation member. His father, Mark, is the linebackers coach for the Ottawa REDBLACKS in the Canadian Football League, with a quarter-century of coaching experience. Mark played in the CFL for six seasons and spent time coaching in the NCAA at Louisville, Arkansas Tech, Baylor and Kentucky. Kyle's grandfather, Roger, was drafted by the Washington Redskins in 1954. He played offensive tackle for 13 seasons for the CFL's Edmonton Eskimos from 1954-67 and was elected into the CFL Hall of Fame in 1985.
- Growing up in Canada, the first sport he played was ice hockey. Following a move to the United States in middle school, he began playing soccer before playing football for the first time his junior year of high school.

GOLDMINE (CONTINUED)

- The story of how Nelson became a long snapper goes back to his father's playing days. In the middle of training camp, Nelson's dad was extremely tired after grueling practices. Heading into his 11th season he thought to himself, "I wish I was a long snapper." He said, "If I ever have a son, I'm going to make sure he learns how to snap."
- In the past, Nelson has worked with middle school football players in Phoenix, AZ, teaching them the craft of long snapping as colleges begin recruiting students specifically to fill that role. "It helps the kids get into school," he said. "We do it to get them scholarships, get their school paid for so their parents don't have to."
- The 49ers and their families hosted 450 underserved boys and girls from the Bay Area for the first-ever 49ers Hope for the Holidays event. Each child had a once-in-a-lifetime experience traveling through Levi's Stadium and left with a brand new bike, helmet, lock, haircut, shoes, toys, glasses, backpack, dinner and more.





GOLDMINE (CONTINUED)

- During all Week 13 games in 2017, NFL players had the chance to share the causes that are important to them as part of the NFL's My Cause, My Cleats campaign. The initiative was a culmination of collaborative work between the NFL and players across the league. For My Cause, My Cleats, Nelson is supporting JW House, which aims to provide a warm, comfortable "home away from home" for families facing medical crisis. "Families facing medical crises need rest and self-care while their loved one is in the hospital," said Nelson. "I want to bring hope and encouragement to those going through the unimaginable."



- In his spare time, Nelson enjoys drawing, reading and going hiking. When Kyle was growing up, his family planned hikes on the weekends where he was able to witness the landscape of Arkansas, Georgia, Texas and Arizona. It translated to painting, where Kyle draws pictures of the outdoors such as oceans, forests and mountains. "I like turning color pictures into black and white, charcoal, Sharpies," he said. "It's a nice, relaxing hobby."
- In honor of the NFL's Crucial Catch campaign, the 49ers hosted a fashion show on Tuesday, October 17th, 2017, featuring breast cancer and pediatric cancer warriors in apparel donated by Levi's®. Nelson, along with his 49ers teammates, walked the runway with cancer warriors as they shared their stories of strength and courage with the audience.



NELSON'S CAREER STATISTICS

GAMES/STARTS – 103/0: 2012 (6/0); 2013 (11/0); 2014 (16/0); 2015 (16/0); 2016 (16/0); 2017 (16/0); 2018 (12/0); 2019 (10/0)
POSTSEASON GAMES/STARTS – 3/3: 2019 (3/3)

Additional Statistics:

Special Teams Tackles – 17: 2014 (4); 2015 (5); 2016 (5); 2017 (3)

Special Teams Fumble Recoveries – 1: 2017 (1)

Milestones:

NFL Debut: vs. Bal. (11/25/12)

NELSON'S TRANSACTIONS

Originally signed as an undrafted free agent by NO on 7/27/11...Waived by NO on 9/3/11...Signed to NO practice squad on 9/4/11...Waived by NO on 9/5/11...Signed to KC practice squad on 9/7/11...Waived by KC on 9/14/11...Signed to Reserve/Future contract by SF on 1/24/12...Waived by SF on 8/31/12...Signed to Phi. practice squad on 9/25/12...Waived by Phi. on 10/2/12...Signed a two-year deal with SD on 11/20/12...Waived by SD on 5/20/13...Claimed off of waivers by SF on 5/21/13...Waived by SF on 7/10/13...Claimed off of waivers by Sea. on 7/11/13...Waived by Sea. on 8/26/13...Signed by Was. on 10/15/13...Waived by Was. on 7/21/14...Signed by SF on 7/25/14...Re-signed with SF on a four-year deal through 2018 on 3/10/15...Placed on the Reserve/Suspended List on 12/4/18...Signed a four-year contract extension with SF on 3/13/19...Placed on the Reserve/Suspended List on 8/31/19...Activated from Reserve/Suspended List on 10/26/19.



2018 (SAN FRANCISCO)

- Served as the team's longsnapper for 12 games before being placed on the Reserve/Suspended List on 12/4.

2017 (SAN FRANCISCO)

- Appeared in all 16 games and registered 3 special teams tackles and 1 special teams FR.
- Registered his 1st career special teams FR vs. LAR (9/21), scooping up a muffed punt by Rams WR Tavon Austin.

2016 (SAN FRANCISCO)

- Appeared in all 16 games as the team's long snapper and recorded 5 special teams tackles.

2015 (SAN FRANCISCO)

- Appeared in all 16 games as the team's long snapper and recorded 5 special teams tackles.

2014 (SAN FRANCISCO)

- Signed with SF on 7/25, appearing as the team's long snapper in all 16 games, registering 4 special teams tackles.

2013 (WASHINGTON)

- After signing with Was. on 10/15, appeared in 11 games as the team's long snapper.

2012 (PHILADELPHIA/SAN DIEGO)

- Signed to Phi. practice squad (9/25) and was later released (10/2).
- Signed a two-year contract with SD (11/20), where he finished the season, playing in 6 games as the Chargers long snapper.

2011 (NEW ORLEANS/KANSAS CITY)

- Spent brief stints with NO practice squad (9/4-9/5) and KC practice squad (9/7-9/14).

COLLEGE

A TE/LS for the Aggies from 2007-10, Nelson appeared in 50 games and recorded 66 receipts. for 559 yds. and 2 TDs. In 2010 he played in 12 games and caught a career-high 41 receipts. for 371 yds. and 1 TD. As a junior (2009), Nelson caught 12 passes for 112 yds. and a TD. Against UTEP (9/19), he snagged two passes for 28 yds. and his 1st career TD receipt. Nelson was also the team's long snapper on FGs. In 2008, Nelson held long snapping duties on every extra point, FG and punt for the Aggies in 12 games. He also recorded 11 receipts. for 70 yds. Against Louisiana Tech (11/22), Nelson had a then career-high 5 receipts. for 47 yds. Nelson played in all 13 games in 2007 as the teams back-up TE and long snapper. On the season, Nelson caught 2 passes for six yds. Was a redshirt freshman in 2006 for Tulsa.

PERSONAL

- Graduated from China Springs (TX) HS, starting at TE and he also handled the deep snap and punting duties. Accumulated 50 receipts. on the season and earned first-team all-district and first-team Super CenTex honors as a TE. Received second-team all-district honors as a punter. Also lettered in basketball and track one year each.
- Majored in communications at New Mexico State.
- Born Kyle Nelson (10/3/86) in Norman, OK.



53

LB

MARK NZEOCHA

6-3 | 235 | WYOMING

1.19.90 | BAVARIA, GERMANY | 5TH YEAR | ACQUIRED FA IN '17

2019 HIGHLIGHTS

- Played in all 16 games and registered 2 tackles and 1 INT. Also notched 7 special teams tackles. Appeared in all 3 postseason games and tallied 1 special teams tackle.
- Intercepted Buccaneers QB Jameis Winston at TB (9/8), marking the first INT of his career.

GOLDMINE

- The 49ers worked alongside the humanitarian-relief organization Convoy of Hope on December 4, 2018, and hosted 1,500 guests in need from Bay Area nonprofits and schools at Levi's® Stadium for a free holiday resource fair. Nzeocha and his 49ers teammates distributed groceries, toys, books, shoes and other holiday offerings to the guests. The attendees also received haircuts, utilized health resources and took family portraits or professional headshots. Convoy of Hope is a nonprofit organization that directs children's feeding initiatives, hosts community outreach programs and provides disaster response resources to those in need in the Bay Area and throughout the world.



- The 49ers and their families hosted 450 underserved boys and girls from the Bay Area for the first-ever 49ers Hope for the Holidays event. Each child had a once-in-a-lifetime experience traveling through Levi's Stadium and left with a brand new bike, helmet, lock, haircut, shoes, toys, glasses, backpack, dinner and more.
- On November 26th, 2019, the 49ers teamed up with Martha's Kitchen of San Jose to serve Thanksgiving dinner to over 300 people in need. Members of the team served food, bussed tables and re-filled beverages. The team also provided toiletries and giveaways to all those in attendance.



NZEOCHA'S GOLDEN NUGGETS

- His last name is pronounced nuh-ZAH-chuh.
- At 14, Nzeocha, who knew nothing about American football, was approached by a former coach to come participate in a practice. After that first day, he spent his free time watching games and clips on YouTube in order to learn the sport. Rising in the European ranks, Nzeocha went from playing on his school's club team to being voted first-team All Europe after his junior German national team made the European Championship. This helped get the attention of American coaches, which led him to Division I football.
- His brother Eric Nzeocha also attended the University of Wyoming and played LB for the Tampa Bay Buccaneers.



NZEOCHA'S GAME-BY-GAME

2019

Date	Opp	W/L	P/S	Tot	Sol	Ast	Sk	Yds	Int	Yds	PD	FF	FR	Yds
Sep 8	at TB	W	1/0	2	2	0	0.0	0.0	1	1	1	0	0	0
Sep 15	at Cin	W	1/0	0	0	0	0.0	0.0	0	0	0	0	0	0
Sep 22	Pit	W	1/0	0	0	0	0.0	0.0	0	0	0	0	0	0
Oct 7	Cle	W	1/0	0	0	0	0.0	0.0	0	0	0	0	0	0
Oct 13	at LAR	W	1/0	0	0	0	0.0	0.0	0	0	0	0	0	0
Oct 20	at Was	W	1/0	0	0	0	0.0	0.0	0	0	0	0	0	0
Oct 27	Car	W	1/0	0	0	0	0.0	0.0	0	0	0	0	0	0
Oct 31	at Arz	W	1/0	0	0	0	0.0	0.0	0	0	0	0	0	0
Nov 11	Sea	L	1/0	0	0	0	0.0	0.0	0	0	0	0	0	0
Nov 17	Arz	W	1/0	0	0	0	0.0	0.0	0	0	0	0	0	0
Nov 24	GB	W	1/0	0	0	0	0.0	0.0	0	0	0	0	0	0
Dec 1	at Bal	L	1/0	0	0	0	0.0	0.0	0	0	0	0	0	0
Dec 8	at NO	W	1/0	0	0	0	0.0	0.0	0	0	0	0	0	0
Dec 15	Atl	L	1/0	0	0	0	0.0	0.0	0	0	0	0	0	0
Dec 21	LAR	W	1/0	0	0	0	0.0	0.0	0	0	0	0	0	0
Dec 29	at Sea	W	1/0	0	0	0	0.0	0.0	0	0	0	0	0	0
TOTALS			16/0	2	2	0	0.0	0.0	1	1	1	0	0	0

2019 Postseason

Date	Opp	W/L	P/S	Tot	Sol	Ast	Sk	Yds	Int	Yds	PD	FF	FR	Yds
Jan 11	Min	W	1/0	0	0	0	0.0	0.0	0	0	0	0	0	0
Jan 19	GB	W	1/0	0	0	0	0.0	0.0	0	0	0	0	0	0
Feb 2	at KC	L	1/0	0	0	0	0.0	0.0	0	0	0	0	0	0
TOTALS			3/0	0	0	0	0.0	0.0	0	0	0	0	0	0



GOLDMINE (CONTINUED)

- In 2016, Nzeocha teamed with longtime Dallas Mavericks F Dirk Nowitzki and over 50 celebrities to play in the 2016 Dirk Nowitzki Celebrity Baseball Game. The annual family-fun event gave all proceeds to children's charities: Dirk Nowitzki Foundation and Heroes Foundation. Alongside Nowitzki, Nzeocha and various other athletes in Dallas continued to play a huge role helping the youth in the greater Dallas community.



- Ahead of WrestleMania 32, which took place at AT&T Stadium in 2016, Nzeocha joined WWE superstars and spent the day with patients at Children's Health Medical Center in Dallas, playing games, coloring, and speaking to them about the benefits of staying positive throughout tough times. In December, he made a second trip to Children's Health Medical Center as he and his teammates made their annual Children's Hospital Christmas visits. Nzeocha and his teammates also visited Texas Scottish Rite Hospital for Children in Dallas, Cook Children's Medical Center in Fort Worth, and Medical City Children's Hospital. During each visit, he gave away numerous gifts to hundreds of children and signed autographs, making their Christmas holiday memorable.
- As a rookie in 2015, Nzeocha visited The Salvation Army along with other members of the Dallas Cowboys organization. He and other rookies served an early Thanksgiving meal in Fort Worth while veteran players on the team spread throughout Dallas to do the same. With food donations from Albertsons, he played a significant role helping feed over 500 Salvation Army patrons during the Cowboys early Thanksgiving meal, the signature event of the Cowboys-Salvation Army partnership.

NZEOCHA'S CAREER STATISTICS

YEAR	TEAM	GP	GS	TACKLES					YDS	INT	INTERCEPTIONS				FUMBLES		
				TOT	SOL	AST	SACKS				YDS	LG	TD	PD	FF	FR	YDS
2015	DAL	2	0	0	0	0	0.0	0.0	0	0	—	0	0	0	0	0	0
2016	DAL	6	0	4	4	0	0.0	0.0	0	0	—	0	0	0	0	0	0
2017	SF	10	0	0	0	0	0.0	0.0	0	0	—	0	0	0	0	0	0
2018	SF	16	3	17	12	5	1.0	8.0	0	0	—	0	1	1	0	0	0
2019	SF	16	0	2	2	0	0.0	0.0	1	1	1	0	1	0	0	0	0
TOTALS		50	3	23	18	5	1.0	8.0	1	1	1	0	2	1	0	0	0

PLAYOFFS

YEAR	TEAM	GP	GS	TACKLES					YDS	INT	INTERCEPTIONS				FUMBLES		
				TOT	SOL	AST	SACKS				YDS	LG	TD	PD	FF	FR	YDS
2016	DAL	0	0	0	0	0	0.0	0.0	0	0	—	0	0	0	0	0	0
2019	SF	3	0	0	0	0	0.0	0.0	0	0	—	0	0	0	0	0	0
TOTALS		3	0	0	0	0	0.0	0.0	0	0	—	0	0	0	0	0	0

Additional Statistics:

Special Teams Tackles – Regular Season – 19: 2016 (1); 2017 (4); 2018 (7); 2019 (7) **Postseason – 1:** 2019 (1)

Milestones:

NFL Debut: vs. NYJ (12/19/15); **First Start:** vs. Det. (9/16/18); **First FF:** vs. Sea. (12/16/18 – QB Russell Wilson); **First Sack:** vs. Sea. (12/16/18 – QB Russell Wilson); **First Interception:** at TB (9/8/19 – QB Jameis Winston)

NZEOCHA'S CAREER HIGHS

Total Tackles: Regular Season – 4 at Phi. (1/1/16)

Solo: Regular Season – 4 at Phi. (1/1/16)

Assists: Regular Season – 2 at TB (11/25/18)

Sacks: Regular Season – 1.0 vs. Sea. (12/16/18)

Passes Defensed: Regular Season – 1 (2 times) Last at TB (9/8/19)

Forced Fumbles: Regular Season – 1 vs. Sea. (12/16/18)

Interceptions: Regular Season – 1 at TB (9/8/19)

NZEOCHA'S TRANSACTIONS

Originally a 7th-round (236th overall) draft choice by Dal. in 2015...Placed on the Reserve/Non-Football Injury List on 9/1/15...Activated from the Reserve/Non-Football Injury List on 11/18/15...Waived by Dal. on 9/2/17...Signed to Dal. practice squad on 9/5/17...Signed a one-year deal with SF on 9/25/17...Signed a one-year extension with SF on 1/26/18...Re-signed with SF on a three-year contract on 3/15/19.



2018 (SAN FRANCISCO)

- Set single-season career highs in games (16), starts (3), tackles (17), sacks (1.0), FFs (1) and PDs (1). Also tied for a team-high with 7 special teams tackles.
- Made his 1st career start vs. Det. (9/16) and registered 2 tackles.
- Recorded his 1st sack and FF of his career after bringing down Seahawks QB Russell Wilson for an 8-yd. loss vs. Sea. (12/16).

2017 (SAN FRANCISCO)

- Signed by the team on 9/25, played in 10 games and registered 4 special teams tackles.

2016 (DALLAS)

- Appeared in 6 games and registered 4 tackles as well as 1 tackle on special teams.
- Registered the 1st tackle of his career at Phi. (1/1/16), finishing with a career-high 4 tackles on the day, while adding 1 special teams tackle.

2015 (DALLAS)

- After spending part of the season on the Reserve/Non-Football Injury List, appeared in 2 games.
- Made his NFL debut vs. NYJ (12/19).

COLLEGE

Appeared in 39 games (26 starts) at Wyoming and finished his career with 207 tackles, 13 tackles for loss, seven passes defended, three forced fumbles, two sacks, one fumble recovery and one interception. As a senior in 2014, made seven starts and registered 59 tackles, 5 PDs, 2 sacks, 2 FFs and 1 FR. In 2013, started in all 12 games and finished with 101 tackles, including 10 TFLs. Saw action in 10 games (2 starts) in 2012 and registered 32 tackles and 1 FF. As a freshman in 2011, appeared in 10 games (5 starts) and registered 15 tackles, 2 PDs and 1 INT.

PERSONAL

- Attended FOS Ansbach (Bavaria, Germany) HS. Played club football for the Franken Knights Youth Team.
- Was a member of the German National Team that played in the 2009 Junior World Championship in Canton, OH.
- Majored in finance at Wyoming.
- Born Mark Nzeocha (1/19/90) in Neusitz, Germany.
- Married to the former Taylor Gardner. The couple have one son, Cameron James Nzeocha.

INJURY REPORT

2015: Placed on the Reserve/Non-Football Injury List on 9/1 with a knee injury.

2016: Missed the first 4 games of the regular season [vs. NYG (9/11), at Was. (9/18), vs. Chi. (9/25) and at SF (10/2)] with an achilles injury.



NZEOCHA'S GAME-BY-GAME

2015 (Dallas)

Date	Opp	W/L	P/S	Tot	Sol	Ast	Sk	Yds	Int	Yds	PD	FF	FR	Yds
PLACED ON THE RESERVE/NFI LIST ON 9/1														
Sep 13	NYG	W	—	—	—	—	RESERVE/NFI	—	—	—	—	—	—	—
Sep 20	at Phi	W	—	—	—	—	RESERVE/NFI	—	—	—	—	—	—	—
Sep 27	Atl	L	—	—	—	—	RESERVE/NFI	—	—	—	—	—	—	—
Oct 4	at NO	L	—	—	—	—	RESERVE/NFI	—	—	—	—	—	—	—
Oct 11	NE	L	—	—	—	—	RESERVE/NFI	—	—	—	—	—	—	—
Oct 25	at NYG	L	—	—	—	—	RESERVE/NFI	—	—	—	—	—	—	—
Nov 1	Sea	L	—	—	—	—	RESERVE/NFI	—	—	—	—	—	—	—
Nov 8	Phi	L	—	—	—	—	RESERVE/NFI	—	—	—	—	—	—	—
Nov 15	at TB	L	—	—	—	—	RESERVE/NFI	—	—	—	—	—	—	—
ACTIVATED FROM THE RESERVE/NFI LIST ON 11/18														
Nov 22	at Mia	W	—	—	—	—	INACTIVE	—	—	—	—	—	—	—
Nov 26	Car	L	—	—	—	—	INACTIVE	—	—	—	—	—	—	—
Dec 7	at Was	W	—	—	—	—	INACTIVE	—	—	—	—	—	—	—
Dec 13	at GB	L	—	—	—	—	INACTIVE	—	—	—	—	—	—	—
Dec 19	NYJ	L	1/0	0	0	0	0.0	0.0	0	0	0	0	0	0
Dec 27	at Buf	L	—	—	—	—	INACTIVE	—	—	—	—	—	—	—
Jan 3	Was	L	1/0	0	0	0	0.0	0.0	0	0	0	0	0	0
TOTALS			2/0	0	0	0	0.0	0.0	0	0	0	0	0	0

2016 (Dallas)

Date	Opp	W/L	P/S	Tot	Sol	Ast	Sk	Yds	Int	Yds	PD	FF	FR	Yds
Sep 11	NYG	L	—	—	—	—	INACTIVE (Achilles)	—	—	—	—	—	—	—
Sep 18	at Was	W	—	—	—	—	INACTIVE (Achilles)	—	—	—	—	—	—	—
Sep 25	Chi	W	—	—	—	—	INACTIVE (Achilles)	—	—	—	—	—	—	—
Oct 2	at SF	W	—	—	—	—	INACTIVE (Achilles)	—	—	—	—	—	—	—
Oct 9	Cin	W	1/0	0	0	0	0.0	0.0	0	0	0	0	0	0
Oct 16	at GB	W	1/0	0	0	0	0.0	0.0	0	0	0	0	0	0
Oct 30	Phi	W	—	—	—	—	INACTIVE	—	—	—	—	—	—	—
Nov 6	at Cle	W	—	—	—	—	INACTIVE	—	—	—	—	—	—	—
Nov 13	at Pit	W	—	—	—	—	INACTIVE	—	—	—	—	—	—	—
Nov 20	Bal	W	—	—	—	—	INACTIVE	—	—	—	—	—	—	—
Nov 24	Was	W	—	—	—	—	INACTIVE	—	—	—	—	—	—	—
Dec 1	at Min	W	1/0	0	0	0	0.0	0.0	0	0	0	0	0	0
Dec 11	at NYG	L	1/0	0	0	0	0.0	0.0	0	0	0	0	0	0
Dec 18	TB	W	—	—	—	—	INACTIVE	—	—	—	—	—	—	—
Dec 26	Det	W	1/0	0	0	0	0.0	0.0	0	0	0	0	0	0
Jan 1	at Phi	L	1/0	4	4	0	0.0	0.0	0	0	0	0	0	0
TOTALS			6/0	4	4	0	0.0	0.0	0	0	0	0	0	0

2016 Postseason (Dallas)

Date	Opp	W/L	P/S	Tot	Sol	Ast	Sk	Yds	Int	Yds	PD	FF	FR	Yds
Jan 15	GB	L	—	—	—	—	INACTIVE	—	—	—	—	—	—	—
TOTALS			0/0	0	0	0	0.0	0.0	0	0	0	0	0	0

2017 (San Francisco)

Date	Opp	W/L	P/S	Tot	Sol	Ast	Sk	Yds	Int	Yds	PD	FF	FR	Yds
SIGNED TO DAL PRACTICE SQUAD ON 9/5														
Sep 10	NYG	—	—	—	—	—	PRACTICE SQUAD	—	—	—	—	—	—	—
Sep 17	at Den	—	—	—	—	—	PRACTICE SQUAD	—	—	—	—	—	—	—
SIGNED BY SF ON 9/25														
Oct 1	at Arz	L	—	—	—	—	INACTIVE	—	—	—	—	—	—	—
Oct 8	at Ind	L	—	—	—	—	INACTIVE	—	—	—	—	—	—	—
Oct 15	at Was	L	1/0	0	0	0	0.0	0.0	0	0	0	0	0	0
Oct 22	Dal	L	—	—	—	—	INACTIVE	—	—	—	—	—	—	—
Oct 29	at Phi	L	1/0	0	0	0	0.0	0.0	0	0	0	0	0	0
Nov 5	Arz	L	1/0	0	0	0	0.0	0.0	0	0	0	0	0	0
Nov 12	NYG	W	1/0	0	0	0	0.0	0.0	0	0	0	0	0	0
Nov 26	Sea	L	1/0	0	0	0	0.0	0.0	0	0	0	0	0	0
Dec 3	at Chi	W	1/0	0	0	0	0.0	0.0	0	0	0	0	0	0
Dec 10	at Hou	W	1/0	0	0	0	0.0	0.0	0	0	0	0	0	0
Dec 17	Ten	W	1/0	0	0	0	0.0	0.0	0	0	0	0	0	0
Dec 24	Jax	W	1/0	0	0	0	0.0	0.0	0	0	0	0	0	0
Dec 31	at LAR	W	1/0	0	0	0	0.0	0.0	0	0	0	0	0	0
TOTALS			10/0	0	0	0	0.0	0.0	0	0	0	0	0	0

2018 (San Francisco)

Date	Opp	W/L	P/S	Tot	Sol	Ast	Sk	Yds	Int	Yds	PD	FF	FR	Yds
Sep 9	at Min	L	1/0	0	0	0	0.0	0.0	0	0	1	0	0	0
Sep 16	Det	W	1/1	2	1	1	0.0	0.0	0	0	0	0	0	0
Sep 23	at KC	L	1/0	0	0	0	0.0	0.0	0	0	0	0	0	0
Sep 30	at LAC	L	1/0	0	0	0	0.0	0.0	0	0	0	0	0	0
Oct 7	Arz	L	1/0	0	0	0	0.0	0.0	0	0	0	0	0	0
Oct 15	at GB	L	1/0	0	0	0	0.0	0.0	0	0	0	0	0	0
Oct 21	LAR	L	1/0	0	0	0	0.0	0.0	0	0	0	0	0	0
Oct 28	at Arz	L	1/0	0	0	0	0.0	0.0	0	0	0	0	0	0
Nov 1	Oak	W	1/0	3	2	1	0.0	0.0	0	0	0	0	0	0
Nov 12	NYG	L	1/0	3	3	0	0.0	0.0	0	0	0	0	0	0
Nov 25	at TB	L	1/0	2	0	2	0.0	0.0	0	0	0	0	0	0
Dec 2	at Sea	L	1/0	3	2	1	0.0	0.0	0	0	0	0	0	0
Dec 9	Den	W	1/1	0	0	0	0.0	0.0	0	0	0	0	0	0
Dec 16	Sea	W	1/0	3	3	0	1.0	8.0	0	0	0	1	0	0
Dec 23	Chi	L	1/1	1	1	0	0.0	0.0	0	0	0	0	0	0
Dec 30	at LAR	L	1/0	0	0	0	0.0	0.0	0	0	0	0	0	0
TOTALS			16/3	17	12	5	1.0	8.0	0	0	1	1	0	0



68

OL

MIKE PERSON

6-4 | 305 | MONTANA STATE

5.17.88 | GLENDIVE, MT | 9TH YEAR | ACQUIRED FA IN '18

AWARDS & HONORS

2019: Bobb McKittrick Award

2019 HIGHLIGHTS

- Started all 14 games in which he appeared at RG. Also started all 3 postseason games at RG.
- Part of an offensive line that helped the 49ers rush for 259 yds. at Cin. (9/22), the most by the team since 12/20/14 vs. SD (355 rushing yds.). It also marked the most rushing yds. by the team on the road since 11/29/10 at Arz. (261 rushing yds.). Additionally, the offensive line did not allow a sack on 25 pass attempts by QB Jimmy Garoppolo and 1 attempt by WR Dante Pettis.
- Helped the 49ers rush for 275 yds. and 2 TDs on 40 carries (6.9 avg.) vs. Cle. (10/7), the most rushing yds. by the team in a single game since 12/20/14 (355 vs. SD).
- Helped the 49ers rush for 232 yds. and 5 TDs on 38 carries (6.1 avg.) vs. Car. (10/27). The 5 rushing TDs were the most by the 49ers in a single-game since 10/18/92 vs. Atl. (5 rushing TDs).
- Helped the 49ers offense rush for 186 yds. and 2 TDs on 47 carries vs. Min. (1/11/20 - NFC-D). The 47 rushing atts. are the most in a postseason game in franchise history and the 186 rushing yds. are the 5th-most in a postseason game in franchise history.
- Part of an offensive line that helped the 49ers rush for 285 yds. and 4 TDs on 42 atts. (6.8 avg.) vs. GB (1/19/20 - NFC-C). The team's 285 total rushing yds. were the 2nd-most in postseason franchise history, and the 6th-most by any team in the postseason since 1970. The 285 rushing yds. by the 49ers offense are the most in a Conference Championship Game since 1970.

GOLDMINE

- Drafted by the 49ers in the 7th round (239th overall) of the 2011 NFL Draft, Person never saw action with the team and was waived in 2012. More than five years later, he returned to San Francisco in 2018, starting all 16 games for the first time in his career and was rewarded a three-year contract extension through 2021.

PERSON'S GOLDEN NUGGET

- Comes from a football family, as his father, Jim, played at Montana Tech (1969-73) and has two uncles, Dennis Lowery (Western Montana) and Jerry Person (San Diego State) who also played collegiately.
- In 2019, was selected as the Bobb McKittrick Award winner, which is given annually to the 49ers offensive lineman who best represents the courage, intensity and sacrifice displayed by the longtime offensive line coach, during his 21 years of service to the 49ers. The award was established by the 49ers in 1999, and is voted on by the offensive line.

GOLDMINE (CONTINUED)

- A native of Glendive, MT, Person is an avid fly fisherman and outdoorsman. In order to assist in his values of promoting clean water and healthy environments, both in public wildlands and private properties, Person became a board member of the Mountain Journal, a nonprofit that serves as both a journalistic voice and celebrant of the Greater Yellowstone region.
- On the same night he was drafted by the 49ers in 2011, Person was also awarded with the Montana AAU Little Sullivan Award, which is presented annually to the state of Montana's top amateur athlete. Person also became the first Bobcat selected in the NFL Draft since Joey Thomas in 2004.



PERSON'S CAREER STATISTICS

GAMES/STARTS – 73/48: 2013 (1/0); 2014 (16/0); 2015 (14/14); 2017 (12/4); 2018 (16/16); 2019 (14/14)

POSTSEASON GAMES/STARTS – 3/3: 2019 (3/3)

Additional Statistics:

Fumble Recoveries – 1: 2018 (1)

Fumbles–Lost – 4–1: 2015 (4–1)

Tackles – 3: 2019 (3)

Special Teams Tackles – 1: 2019 (1)

Milestones:

NFL Debut: at Car. (9/8/13); **First Start:** vs. Phi. (9/14/15)

PERSON'S TRANSACTIONS

Originally a 7th-round (239th overall) draft choice by SF in 2011...Waived by SF on 8/31/12...Claimed off waivers by Ind. on 9/1/12...Waived by Ind. on 9/10/12...Signed to Sea. practice squad on 9/13/12...Promoted to Sea. active roster on 10/30/12...Waived by Sea. on 9/14/13...Claimed off waivers by StL. on 9/16/13...Signed a three-year deal with Atl. on 3/10/15...Released by Atl. on 10/25/16...Signed with KC on a one-year deal on 11/2/16...Re-signed by KC on 3/10/17...Released by KC on 9/2/17...Signed by Ind. on 10/3/17...Signed a one-year deal with SF on 5/9/18...Signed a three-year contract extension with SF through 2021 on 3/4/19.



2018 (SAN FRANCISCO)

- Started all 16 games at RG, setting a new single-season career high for games started.
- Part of an offensive line that did not allow a sack on 22 passing atts. by QB Nick Mullens vs. Oak. (11/1). It marked the first time the team did not allow a sack since 12/31/17 at LAR (33 atts. - QB Jimmy Garoppolo).
- Person and the offensive line did not allow a sack on 39 atts. by QB Nick Mullens vs. NYG (11/12). It marked the first time since Weeks 3-4 of the 2000 season that the team did not allow a sack in consecutive weeks [34 atts. by QB Jeff Garcia at StL (9/17/00); 26 atts. by Garcia at Dal. (9/24/00)].

2017 (INDIANAPOLIS)

- Signed with Ind. on 10/3 and saw action in 12 games (4 starts) at C.

2016 (KANSAS CITY)

- Signed with the Chiefs on 11/2 but did not appear in a game.

2015 (ATLANTA)

- Started all 14 games he appeared in at C.
- Part of an offensive line that produced the 7th-most yds. per game (374.4) on the year.

2014 (ST. LOUIS)

- Saw action in 16 games with the Rams.

2013 (SEATTLE)

- Promoted to the active roster on 10/30 and appeared in 1 game.

2012 (INDIANAPOLIS/SEATTLE)

- Spent time with the Colts and Seahawks, but did not appear in a game.

2011 (SAN FRANCISCO)

- Drafted in the 7th round (239th overall) by SF and was inactive for all 16 regular season games and 2 postseason contests.

COLLEGE

In 4 seasons at Montana State, started all 42 games along the offensive line. Earned First-Team All-Big Sky Conference honors in 2010, starting all 12 games and helping lead MSU to a Big Sky Conference Championship. The Bobcats led the Big Sky in scoring offense, total offense, passing offense and first downs. In 2009, started all 11 games at RT and earned First-Team All-Big Sky Honors honors. As a sophomore in 2008, started all 12 games and earned honorable mention all-conference honors, while helping the Bobcats lead the Big Sky in rushing yards and fewest sacks allowed. In 2007, started the first 8 games at RT before an injury ended his season. Redshirted in 2006.

PERSONAL

- Attended Dawson County (Glendive, MT) HS where he was a three-time all-league choice.
- Voted team MVP as a senior, along with Class A all-state honors.
- Won 2 state championships as a discus thrower.
- Majored in history with a concentration in teaching.
- Born Michael Sean Person (5/17/88) in Glendive, MT.
- He and his wife, Kelly, have two children, Sean and Nora.



18

WR

DANTE PETTIS

6-1 | 195 | WASHINGTON

10.23.95 | SAN CLEMENTE, CA | 2ND YEAR | ACQUIRED D-2 IN '18

CAREER HIGHLIGHTS

- Registered the most TD receipts. (5) by a member of the 49ers in their rookie season since RB Jimmy Thomas registered 5 TD receipts. in 1969, and tied for the 2nd-most by a rookie in franchise history.

MOST REC. TDs IN A SINGLE SEASON BY A 49ERS ROOKIE

	Player	Year	TDs
1.	WR Dave Parks	1964	8
2t.	WR Dante Pettis	2018	5
	RB Jimmy Thomas	1969	5
	HB R.C. Owens	1957	5
5t.	Seven Players	---	4

- Registered the 9th-most rec. yds. (467) in franchise history among rookies.

2019 HIGHLIGHTS

- Late in the 4th Qtr. with the 49ers trailing 17-20 vs. Pit. (9/22), scored a game-winning TD receipt. from QB Jimmy Garoppolo. It marked his first TD of the season and first game-winning TD receipt. of his career.
- Registered a 21-yd. TD receipt. at Arz. (10/31), his 2nd of the season.

GOLDMINE

- Pettis, while a standout football player in his own right, has many interests off the field, including playing the guitar and ukelele, literature and photography. If he wasn't playing football, Pettis says that he would be taking wildlife photos for a publication such as *National Geographic*.

PETTIS' GOLDEN NUGGETS

- Pettis' father, Gary, played Major League Baseball for 11 seasons with the California Angels (1982-87), Detroit Tigers (1988-89 & 1992), Texas Rangers (1990-91) and San Diego Padres (1992). He was a five-time Gold Glove winning center fielder and is the current third base coach for the Houston Astros.
- His brother, Kyler, is currently an actor who is best known for his role on NBC's soap opera, Days of Our Lives. Kyler was the winner of the 2019 Daytime Emmy Award for Outstanding Younger Actor in a Drama Series.



PETTIS' GAME-BY-GAME

2019									2019 Returns												
Date	Opp	W/L	P/S	Rec	Yds	Avg	Lg	TD	Date	Opp	KR	Yds	Avg	Lg	TD	PR	FC	Yds	Avg	Lg	TD
Sep 8	at TB	W	1/0	1	7	7.0	7	0	Sep 8	at TB	0	0	—	—	0	0	0	0	—	—	0
Sep 15	at Cin	W	1/0	0	0	—	—	0	Sep 15	at Cin	0	0	—	—	0	0	0	0	—	—	0
Sep 22	Pit	W	1/1	4	20	5.0	12	1	Sep 22	Pit	0	0	—	—	0	0	0	0	—	—	0
Oct 7	Cle	W	1/1	1	11	11.0	11	0	Oct 7	Cle	0	0	—	—	0	0	0	0	—	—	0
Oct 13	at LAR	W	1/1	3	45	15.0	21	0	Oct 13	at LAR	0	0	—	—	0	0	0	0	—	—	0
Oct 20	at Was	W	1/1	0	0	—	—	0	Oct 20	at Was	0	0	—	—	0	0	0	0	—	—	0
Oct 27	Car	W	1/0	1	5	5.0	5	0	Oct 27	Car	0	0	—	—	0	0	0	0	—	—	0
Oct 31	at Arz	W	1/0	1	21	21.0	21t	1	Oct 31	at Arz	0	0	—	—	0	0	0	0	—	—	0
Nov 11	Sea	L	1/0	0	0	—	—	0	Nov 11	Sea	0	0	—	—	0	0	0	0	—	—	0
Nov 17	Arz	W	1/0	0	0	—	—	0	Nov 17	Arz	0	0	—	—	0	0	0	0	—	—	0
Nov 24	GB	W	1/0	0	0	—	—	0	Nov 24	GB	0	0	—	—	0	0	0	0	—	—	0
Dec 1	at Bal	L	—	—	INACTIVE (Knee)	—	—	—	Dec 1	at Bal	—	—	—	—	INACTIVE (Knee)	—	—	—	—	—	—
Dec 8	at NO	W	—	—	INACTIVE (Knee)	—	—	—	Dec 8	at NO	—	—	—	—	INACTIVE (Knee)	—	—	—	—	—	—
Dec 15	Atl	L	—	—	DID NOT PLAY	—	—	—	Dec 15	Atl	—	—	—	—	DID NOT PLAY	—	—	—	—	—	—
Dec 21	LAR	W	—	—	DID NOT PLAY	—	—	—	Dec 21	LAR	—	—	—	—	DID NOT PLAY	—	—	—	—	—	—
Dec 29	at Sea	W	—	—	DID NOT PLAY	—	—	—	Dec 29	at Sea	—	—	—	—	DID NOT PLAY	—	—	—	—	—	—
TOTALS			11/4	11	109	9.9	21t	2	TOTALS		0	0	—	—	0	0	0	0	—	—	0

2019 Postseason

Date	Opp	W/L	P/S	Rec	Yds	Avg	Lg	TD
Jan 11	Min	W	—	—	DID NOT PLAY	—	—	—
Jan 19	GB	W	—	—	DID NOT PLAY	—	—	—
Feb 2	at KC	L	—	—	INACTIVE	—	—	—
TOTALS			0/0	0	0	—	—	0

2019 Postseason Returns

Date	Opp	KR	Yds	Avg	Lg	TD	PR	FC	Yds	Avg	Lg	TD
Jan 11	Min	—	—	—	—	DID NOT PLAY	—	—	—	—	—	—
Jan 19	GB	—	—	—	—	DID NOT PLAY	—	—	—	—	—	—
Feb 2	at KC	—	—	—	—	INACTIVE	—	—	—	—	—	—
TOTALS		0	0	—	—	0	0	0	0	—	—	0



GOLDMINE (CONTINUED)

- Prior to Week 2's matchup in Cincinnati during the 2019 season, the 49ers spent time in Youngstown, Ohio, where they participated in the Community Blitz. Pettis and some of his teammates visited Easter Seals Center for Rehabilitation. The players spent time painting and playing games with several seniors at the facility.



- Pettis and his teammates joined Levi's in support of breast, colon and pediatric cancer warriors at the Crucial Catch Fashion Show presented by Dignity Health on October 2, 2018. 49ers players and cancer warriors took to the runway to show off their attire and share their stories of strength and courage with the audience.



- Pettis' father, Gary, earned five Gold Glove awards in 11 seasons in the MLB with the California Angels, Detroit Tigers, Texas Rangers and San Diego Padres. Gary Pettis launched his coaching career after retiring from the game in 1992 and is currently the third base coach of the Houston Astros. Growing up, Dante regularly followed his father to the ballpark, plastic bat and glove in hand. Dante again had the opportunity to follow his dad and join for pregame warmups when the 49ers traveled to Houston for a preseason contest. Only this time, Dante grabbed a bat himself and took part in the team's batting practice, knocking a handful of home runs into the seats at Minute Maid Park while his father watched.



- NFL players had the opportunity to participate in the NFL's annual My Cause, My Cleats campaign during a designated home game between Weeks 13-15 of 2018. Pettis and his teammates represented their respective causes with custom-designed cleats in an effort to raise awareness and funding. DrawBridge provides free art programs for homeless and other underserved children in the Bay Area.



- The 49ers partnered with CASSY (Counseling and Support Services for Youth) for a mental health awareness event at Monroe Middle School (Campbell, CA) on December 18, 2018. Pettis and his teammates joined the 6th, 7th and 8th grade students who were pre-identified as having mental health struggles, and held group discussions centered on managing stress and destigmatizing mental health matters.



- Pettis and his fellow rookies participated in the annual 49ers Mentorship Academy on September 18, 2018. The Mentorship Academy, partnering with USA Football, is a three-step program designed to provide high school football players with the opportunity to develop the skills necessary to succeed and be leaders on and off the field. The rookie class invited the high schoolers to the team facility, where they shared opinions and lessons over a meal and fun competitions.





PETTIS' CAREER STATISTICS

YEAR	TEAM	GP	GS	RECEIVING					ATT	RUSHING			
				NO	YDS	AVG	LG	TD		YDS	AVG	LG	TD
2018	SF	12	7	27	467	17.3	75t	5	1	-2	-2.0	-2	0
2019	SF	11	4	11	109	9.9	21t	2	0	0	-	-	0
TOTALS		23	11	38	576	15.2	75t	7	1	-2	-2.0	-2	0

PLAYOFFS

YEAR	TEAM	GP	GS	RECEIVING					ATT	RUSHING			
				NO	YDS	AVG	LG	TD		YDS	AVG	LG	TD
2019	SF	0	0	0	0	—	—	0	0	0	—	—	0
TOTALS		0	0	0	0	—	—	0	0	0	—	—	0

		KICKOFF RETURNS					PUNT RETURNS					
YEAR	TEAM	NO	YDS	AVG	LG	TD	NO	FC	YDS	AVG	LG	TD
2018	SF	0	0	—	—	0	9	2	27	3.0	14	0
2019	SF	0	0	—	—	0	0	0	0	—	—	0
TOTALS		0	0	—	—	0	9	2	27	3.0	14	0

PLAYOFFS

		KICKOFF RETURNS					PUNT RETURNS					
YEAR	TEAM	NO	YDS	AVG	LG	TD	NO	FC	YDS	AVG	LG	TD
2019	SF	0	0	—	—	0	0	0	0	0.0	—	0
TOTALS		0	0	—	—	0	0	0	0	0.0	—	0

Additional Statistics:

Special Teams Fumble Recoveries – 1: 2018 (1)

Fumbles–Lost – 1–0: 1–0 in 2018

Passing Attempts/Completions – 1/1: 2019 (1/1)

Passing Yards – 1: 2019 (16)

Milestones:

NFL Debut: at Min. (9/9/18); **First Reception:** at Min. (9/9/18 – 22–yd. pass from QB Jimmy Garoppolo); **First Touchdown:** at Min. (9/9/18 – 22–yd. pass from QB Jimmy Garoppolo); **First Punt Return:** at Min. (9/9/18 – 0–yd. PR)

PETTIS' CAREER 100-YARD RECEIVING GAMES (1)

Date	Opp	Rec	Yds	Avg	TD
12/2/18	at Sea.	5	129	25.8	2

PETTIS' CAREER HIGHS

Receptions: Regular Season – 5 (2 times) Last vs. Sea. (12/16/18)

Receiving Yards: Regular Season – 129 at Sea. (12/2/18)

Long Reception: Regular Season – 75t at Sea. (12/2/18)

Touchdown Receptions: Regular Season – 2 at Sea. (12/2/18)

Punt Returns: Regular Season – 2 (2 times) Last vs. Det. (9/16/18)

Punt Return Yards: Regular Season – 14 (2 times) Last vs. Det. (9/16/18)

Long Punt Return: Regular Season – 14 (2 times) Last vs. Det. (9/16/18)

PETTIS' TRANSACTIONS

Originally a 2nd–round (44th overall) draft choice by SF in 2018...Placed on the Injured Reserve List on 12/29/18.



2018 HIGHLIGHTS

- Saw action in 12 games (7 starts) and registered 27 receipts. for 467 yds. and 5 TDs.
- Ranked 3rd in the NFL among rookies in TD receipts (5).

MOST REC. TDs AMONG ROOKIES, 2018

	Player	Team	TDs
1.	WR Calvin Ridley	Atl.	10
2.	WR Anthony Miller	Chi.	7
3t.	WR Dante Pettis	SF	5
	WR Antonio Callaway	Cle.	5
	WR Tre'Quan Smith	NO	5

- Registered 5 TD receipts. on the year, which was tied for the 2nd-most among rookies in franchise history.
- In his NFL debut at Min. (9/9), hauled in a 22-yd. TD pass from QB Jimmy Garoppolo for his 1st career receipt. According to the Elias Sports Bureau, his 22-yd. TD receipt. on his 1st career receipt. marked the first time a member of the 49ers saw their first career receipt. result in a TD since TE Vernon Davis on 9/10/06 at Arz. (31-yd. TD receipt.).
- Registered 5 receipts. for 129 yds. (25.8 avg.) and 2 TDs, all career highs, at Sea. (12/2). He became the first 49ers rookie WR to register 2 TDs in a single game since WR J.J. Stokes in 1995 [2 TD receipts. vs. StL (11/26/95)].
- His 129 rec. yds. against the Seahawks were the most by a 49ers rookie since WR Jerry Rice registered 241 rec. yds. vs. LAR (12/9/85), and ranks 4th in franchise history.

MOST REC. Yds. IN A SINGLE GAME BY A 49ERS ROOKIE

	Player	Yds.	Date	Opp.
1.	Jerry Rice	241	12/9/85	LAR
2.	Dave Parks	146	10/25/64	Min.
3.	Aaron Thomas	131	11/19/61	Chi.
4.	Dante Pettis	129	12/2/18	Sea.
5.	Clyde Conner	125	12/8/56	GB

- Hauled in 3 receipts. for 49 yds. and 1 TD vs. Den. (12/9). His 1-yd. TD receipt. made him the first member of the 49ers to register 1-or-more TD receipts. in three-consecutive games since TE Vernon Davis accomplished the feat in Weeks 11-15 of the 2013 season.

COLLEGE

Played in 53 games (36 starts) in four years at Washington and registered 163 receipts. for 2,256 yds. and 24 TDs. Also had 90 PRs for 1,274 yds. (14.2 avg.) and 9 TDs. Set the NCAA record for career PRs for TDs (9). In 2017, was a consensus First-Team All-America selection and earned First-Team All-Pac-12 honors at both WR and return specialist. Played in 13 games (12 starts) and tallied 63 receipts. for 761 yds. and 7 TDs while adding 21 PRs for 428 yds. (20.4 avg.) and 4 TDs. Tied the NCAA record with a PR for a TD in 3 consecutive games. As a junior, played in 14 games (11 starts) and earned Second-Team All-Pac-12 honors. Recorded 53 receipts. for 822 yds. and 15 TDs. Also notched 25 PRs for 287 yds. (11.5 avg.) and 2 TDs. His 15 TD receipts. ranked as the 3rd-most in a single season in school history, 7th-most in a single season in Pac-12 history and 7th-most in the country in 2016. As a sophomore, named Second-Team All-America by *The Sporting News* as a punt returner and earned Second-Team Academic All-Pac-12 honors. Played in 13 games (8 starts) and tallied 30 receipts. for 414 yds. and 1 TD while adding 16 PRs for 271 yds. (16.9 avg.) and 2 TDs. In 2014, played in 13 games (5 starts) and registered 17 receipts. for 259 yds. and 1 TD. Also recorded 28 PRs for 288 yds. and 1 TD.

PERSONAL

- Attended JSerra Catholic (San Clemente, CA) HS, where he earned first-team All-CIF Southern Section Pac-5 Division and first-team All-Trinity League as a WR in 2013. Registered 50 receipts. for 889 yds. and 11 TDs as a senior.
- Also played basketball and was a member of the track team, where he competed in the state championships in the 200 meters and long jump.
- Is the owner of two rare house cats, Mowgli and Bagheera.
- Born Dante Garrison Pettis (10/23/95) in San Clemente, CA.

INJURY REPORT

2018: Inactive three games [vs. Arz. (10/7, at GB (10/15) and vs. LAR (10/21)] with a knee injury. Placed on the Injured Reserve List on 12/29 with a knee injury.

2018: Inactive at Bal. (12/1) and at NO (12/8) with a knee injury.

PETTIS' GAME-BY-GAME

2018

Date	Opp	W/L	P/S	Rec	Yds	Avg	Lg	TD
Sep 9	at Min	L	1/0	2	61	30.5	39	1
Sep 16	Det	W	1/1	1	35	35.0	35	0
Sep 23	at KC	L	1/0	0	0	—	—	0
Sep 30	at LAC	L	1/0	0	0	—	—	0
Oct 7	Arz	L	—	INACTIVE (Knee)				
Oct 15	at GB	L	—	INACTIVE (Knee)				
Oct 21	LAR	L	—	INACTIVE (Knee)				
Oct 28	at Arz	L	1/0	0	0	—	—	0
Nov 1	Oak	W	1/0	0	0	—	—	0
Nov 12	NYG	L	1/1	4	12	3.0	8	0
Nov 25	at TB	L	1/1	4	77	19.3	25	1
Dec 2	at Sea	L	1/1	5	129	25.8	75t	2
Dec 9	Den	W	1/1	3	49	16.3	31	1
Dec 16	Sea	W	1/1	5	83	16.6	30	0
Dec 23	Chi	L	1/1	3	21	7.0	13	0
PLACED ON INJURED RESERVE (Knee) ON 12/29								
TOTALS			12/7	27	467	17.3	75t	5

2018 Returns

Date	Opp	KR	Yds	Avg	Lg	TD	PR	FC	Yds	Avg	Lg	TD
Sep 9	at Min	0	0	—	—	0	2	1	14	7.0	14	0
Sep 16	Det	0	0	—	—	0	2	0	14	7.0	14	0
Sep 23	at KC	0	0	—	—	0	1	1	1	1.0	1	0
Sep 30	at LAC	0	0	—	—	0	1	0	-3	-3.0	-3	0
Oct 7	Arz	—	—	—	INACTIVE (Knee)							
Oct 15	at GB	—	—	—	INACTIVE (Knee)							
Oct 21	at LAR	—	—	—	INACTIVE (Knee)							
Oct 28	at Arz	0	0	—	—	0	1	0	0	0.0	0	0
Nov 1	Oak	0	0	—	—	0	1	0	0	0.0	0	0
Nov 12	NYG	0	0	—	—	0	1	0	1	1.0	1	0
Nov 25	at TB	0	0	—	—	0	0	0	0	—	—	0
Dec 2	at Sea	0	0	—	—	0	0	0	0	—	—	0
Dec 9	Den	0	0	—	—	0	0	0	0	—	—	0
Dec 16	Sea	0	0	—	—	0	0	0	0	—	—	0
Dec 23	Chi	0	0	—	—	0	0	0	0	—	—	0
PLACED ON INJURED RESERVE (Knee) ON 12/29												
TOTALS		0	0	—	—	0	9	2	27	3.0	14	0



1
WR

SHAWN POINDEXTER

6-5 | 213 | ARIZONA

12.13.95 | GLENDALE, AZ | ROOKIE | ACQUIRED FA IN '19

GOLDMINE

- Took part in the 49ers Annual Community Day, helping pack more than 31,000 nutritious meals in collaboration with Feeding Children Anywhere. The meals, along with groceries and backpacks, were distributed to those most in need in East San Jose.



POINDEXTER'S GOLDEN NUGGETS

- Before pursuing his football career, Poindexter accepted a volleyball scholarship at Cal Baptist.
- In order to help support his family, Poindexter worked as an electrician's assistant, a bus boy and a Cinnabon baker.

GOLDMINE (CONTINUED)

- Poindexter's work ethic stems from his father, Darnell, a mail carrier for the U.S. Postal Service, who had to work to provide for Poindexter and his three brothers. After committing to play volleyball at Cal Baptist, Poindexter decided to return home and work towards a possible football career. He worked as an electrician's assistant, a busboy and a Cinnabon baker in order to help his Dad support the family while figuring out his next steps. Though he couldn't afford private trainers, Poindexter and his brothers would do drills at a local park each day, using online workout videos as inspiration, to get into football shape. Now, one of Poindexter's goals is to open a community center to help underprivileged youth.

POINDEXTER'S CAREER STATISTICS

YEAR	TEAM	GP	GS	RECEIVING					RUSHING				
				NO	YDS	AVG	LG	TD	ATT	YDS	AVG	LG	TD
2019	SF	—	—	—	INJURED RESERVE (Knee)				—	—	—	—	—
TOTALS		0	0	0	0	—	—	0	0	0	—	—	0

PLAYOFFS

		RECEIVING							RUSHING				
YEAR	TEAM	GP	GS	NO	YDS	AVG	LG	TD	ATT	YDS	AVG	LG	TD
2019	SF	—	—	—	INJURED RESERVE (Knee)				—	—	—	—	—
TOTALS		0	0	0	0	—	—	0	0	0	—	—	0

POINDEXTER'S TRANSACTIONS

Originally signed as an undrafted free agent by SF on 5/3/19...Waived/Injured by SF on 8/21/19...Placed on the Injured Reserve List on 8/22/19.



COLLEGE


Attended the University of Arizona (2016-18) and played in 35 games (25 starts), registered 67 receipts. for 1,135 yds. and 12 TDs. In 2018, earned Honorable Mention All-Pac 12 honors. Started all 12 games and notched 42 receipts. for a team-high 759 yds. and tied the single-season school record with 11 TDs. As a junior, started all 13 games and recorded 19 receipts. for 294 yds. and 1 TD. In 2016, played in 10 games and tallied 6 receipts. for 82 yds. Prior to Arizona, attended Glendale Community College in 2015 and earned First-Team All-ACCAC and Second-Team All-WSFL honors. Registered 47 receipts. for 727 yds. and 7 TDs.

PERSONAL

- Attended Centennial (Glendale, AZ) HS where he also played volleyball and basketball.
- Majored in communication with a thematic minor at Arizona.
- Son of Darnell Poindexter and Dana Mule.
- Born Shawn Poindexter (12/13/95) in Glendale, AZ.

INJURY REPORT

2019: Placed on the Injured Reserve List on 8/22 with a knee injury.



32

D.J. REED JR.

DB

5-9 | 193 | KANSAS STATE

11.11.96 | BAKERSFIELD, CA | 2ND YEAR | ACQUIRED D-5 IN '18

2019 HIGHLIGHTS

- Played in all 16 games and registered 8 tackles, 1 FF and 1 FR, which was returned for a TD. Also notched 7 special teams tackles. Appeared in all 3 postseason games and tallied 2 special teams tackles.
- Part of the 49ers secondary that held the Rams to 48 net yds. passing at LAR (10/13), the fewest by an opponent since 1/3/10 at StL (22 yds.).
- On the final play of the game vs. Arz. (11/17), he stripped the ball from Cardinals WR Larry Fitzgerald, marking his first FF of the season and 2nd of his career. After the ball was batted backwards by Cardinals OL J.R. Sweezy, he picked up the ball at the 5-yd. line and returned it for a TD. It marked his first career FR and TD.
- Helped the 49ers defense hold the Vikings to 147 total net yds. (21 rushing and 126 passing) vs. Min. (1/11/20 - NFC-D). The 147 total net yds. allowed are the fewest allowed in a postseason game in franchise history. It also marked the fewest total net yds. allowed in an NFL postseason game since 1/3/15 [Carolina held Arz. to 78 total net yds. (27 rushing and 51 passing)]. The 21 rushing yds. allowed by the 49ers defense is the fewest allowed in a postseason game in franchise history.

GOLDMINE

- The 49ers hosted the third annual Crucial Catch Fashion Show presented by Dignity Health on October 2nd, 2019, featuring cancer warriors representing all cancers as they modeled apparel donated by Levi's. Reed Jr. and his teammates were paired with each of the warriors to share their stories of strength and courage with the audience and walk the runway.

REED JR.'S GOLDEN NUGGET

- Reed Jr., having zero offers from a Division I school out of high school, walked on at Fresno State for one season before transferring to Cerritos College (Norwalk, CA). At Cerritos, Reed lived in a two-bedroom apartment with seven other teammates and split time sleeping on the couch and the floor. He then transferred to Kansas State, where he played under head coach Bill Snyder for two seasons and went on to earn All-America honors.



REED JR.'S GAME-BY-GAME

2019

Date	Opp	W/L	P/S	Tot	Sol	Ast	Sk	Yds	Int	Yds	PD	FF	FR	Yds
Sep 8	at TB	W	1/0	0	0	0	0.0	0.0	0	0	0	0	0	0
Sep 15	at Cin	W	1/0	3	2	1	0.0	0.0	0	0	2	0	0	0
Sep 22	Pit	W	1/0	0	0	0	0.0	0.0	0	0	0	0	0	0
Oct 7	Cle	W	1/0	0	0	0	0.0	0.0	0	0	0	0	0	0
Oct 13	at LAR	W	1/0	1	1	0	0.0	0.0	0	0	0	0	0	0
Oct 20	at Was	W	1/0	0	0	0	0.0	0.0	0	0	0	0	0	0
Oct 27	Car	W	1/0	0	0	0	0.0	0.0	0	0	0	0	0	0
Oct 31	at Arz	W	1/0	0	0	0	0.0	0.0	0	0	0	0	0	0
Nov 11	Sea	L	1/0	0	0	0	0.0	0.0	0	0	0	0	0	0
Nov 17	Arz	W	1/0	1	1	0	0.0	0.0	0	0	0	1	1	5
Nov 24	GB	W	1/0	0	0	0	0.0	0.0	0	0	0	0	0	0
Dec 1	at Bal	L	1/0	0	0	0	0.0	0.0	0	0	0	0	0	0
Dec 8	at NO	W	1/0	1	1	0	0.0	0.0	0	0	0	0	0	0
Dec 15	Atl	L	1/0	2	2	0	0.0	0.0	0	0	0	0	0	0
Dec 21	LAR	W	1/0	0	0	0	0.0	0.0	0	0	0	0	0	0
Dec 29	at Sea	W	1/0	0	0	0	0.0	0.0	0	0	0	0	0	0
TOTALS			16/0	8	7	1	0.0	0.0	0	0	2	1	1	5

2019 Postseason

Date	Opp	W/L	P/S	Tot	Sol	Ast	Sk	Yds	Int	Yds	PD	FF	FR	Yds
Jan 11	Min	W	1/0	0	0	0	0.0	0.0	0	0	0	0	0	0
Jan 19	GB	W	1/0	0	0	0	0.0	0.0	0	0	0	0	0	0
Feb 2	at KC	L	1/0	0	0	0	0.0	0.0	0	0	0	0	0	0
TOTALS			3/0	0	0	0	0.0	0.0	0	0	0	0	0	0

2019 Returns

Date	Opp	KR	Yds	Avg	Lg	TD	PR	FC	Yds	Avg	Lg	TD
Sep 8	at TB	0	0	—	—	0	0	0	0	—	—	0
Sep 15	at Cin	0	0	—	—	0	0	0	0	—	—	0
Sep 22	Pit	0	0	—	—	0	0	0	0	—	—	0
Oct 7	Cle	0	0	—	—	0	0	0	0	—	—	0
Oct 13	at LAR	0	0	—	—	0	0	0	0	—	—	0
Oct 20	at Was	0	0	—	—	0	0	0	0	—	—	0
Oct 27	Car	0	0	—	—	0	0	0	0	—	—	0
Oct 31	at Arz	0	0	—	—	0	0	0	0	—	—	0
Nov 11	Sea	0	0	—	—	0	0	0	0	—	—	0
Nov 17	Arz	0	0	—	—	0	0	0	0	—	—	0
Nov 24	GB	0	0	—	—	0	0	0	0	—	—	0
Dec 1	at Bal	0	0	—	—	0	0	0	0	—	—	0
Dec 8	at NO	0	0	—	—	0	0	0	0	—	—	0
Dec 15	Atl	0	0	—	—	0	0	0	0	—	—	0
Dec 21	LAR	0	0	—	—	0	0	0	0	—	—	0
Dec 29	at Sea	0	0	—	—	0	0	0	0	—	—	0
TOTALS		0	0	—	—	0	0	0	0	—	—	0

2019 Postseason Returns

Date	Opp	KR	Yds	Avg	Lg	TD	PR	FC	Yds	Avg	Lg	TD
Jan 11	Min	0	0	—	—	0	0	0	0	—	—	0
Jan 19	GB	0	0	—	—	0	0	0	0	—	—	0
Feb 2	at KC	0	0	—	—	0	0	0	0	—	—	0
TOTALS		0	0	—	—	0	0	0	0	—	—	0




GOLDMINE (CONTINUED)

- Reed Jr. played his final college football game against UCLA in the 2017 Cactus Bowl. While at the bowl game, he and his teammates were given fresh gear for their participation in the game. Later in the week, Reed wore his new white shoes while visiting a local Salvation Army in Phoenix, AZ. He struck a bond with Israel, a seven year-old who he could tell came from a bad background. Reed Jr. made his new friend's day by taking off his new shoes and giving them to him. He was happy to walk home barefoot, as he said that he was content in making someone else's day.
- Reed Jr. and his teammates joined Levi's in support of breast, colon and pediatric cancer warriors at the Crucial Catch Fashion Show presented by Dignity Health in October of 2018. 49ers players and cancer warriors took to the runway to show off their attire and share their stories of strength and courage with the audience.
- NFL players had the opportunity to participate in the NFL's annual My Cause, My Cleats campaign during a designated home game between Weeks 13-15 of 2018. Reed Jr. and his teammates represented their respective causes with custom-designed cleats in an effort to raise awareness and funding. The National Multiple Sclerosis Society aims to help people affected by MS so they can live their best lives in an attempt to stop MS in its tracks, restore what has been lost and end MS forever.



- The 49ers joined forces with Martha's Kitchen of San Jose as part of their Community Tuesday kickoff event in September of 2018. Reed Jr. and teammates took part in the event by serving dinner to nearly 200 residents in need, refilling beverages and bussing tables. Both the 49ers and Levi's Stadium partner with Martha's Kitchen throughout the year by donating excess food after stadium events. Martha's Kitchen's mission is to "feed the hungry with dignity, no questions asked, no judgements made."
- Reed Jr. and his fellow rookies participated in the annual 49ers Mentorship Academy on September 18, 2018. The Mentorship Academy, partnering with USA Football, is a three-step program designed to provide high school football players with the opportunity to develop the skills necessary to succeed and be leaders on and off the field. The rookie class invited the high schoolers to the team facility, where they shared opinions and lessons over a meal and fun competitions.
- NFL players had the opportunity to participate in the NFL's annual My Cause, My Cleats campaign during Week 14 of the 2019 season. Reed Jr. and his teammates represented their respective causes with custom-designed cleats in an effort to raise awareness and funding. Reed Jr. represented the Cystic Fibrosis Foundation, saying, "I play for the kids at Iowa Children's and for my family."





REED JR.'S CAREER STATISTICS

YEAR	TEAM	GP	GS	TACKLES					YDS	INT	YDS	INTERCEPTIONS			PD	FUMBLES		
				TOT	SOL	AST	SACKS					LG	TD	FF		FR	YDS	
2018	SF	15	2	37	28	9	1.0	5.0	0	0	—	0	0	1	0	0		
2019	SF	16	0	8	7	1	0.0	0.0	0	0	—	0	2	1	1	5		
TOTALS		31	2	45	35	10	1.0	5.0	0	0	—	0	2	2	1	5		

PLAYOFFS

YEAR	TEAM	GP	GS	TACKLES				YDS	INT	INTERCEPTIONS				PD	FUMBLES		
				TOT	SOL	AST	SACKS			YDS	LG	TD	FF		FR	YDS	
2019	SF	3	0	0	0	0	0.0	0.0	0	0	–	0	0	0	0	0	0
TOTALS		3	0	0	0	0	0.0	0.0	0	0	–	0	0	0	0	0	0

		KICKOFF RETURNS					PUNT RETURNS					
YEAR	TEAM	NO	YDS	AVG	LG	TD	NO	FC	YDS	AVG	LG	TD
2018	SF	11	332	30.2	90	0	0	0	0	—	—	0
2019	SF	0	0	—	—	0	0	0	0	—	—	0
TOTALS		11	332	30.2	90	0	0	0	0	—	—	0

PLAYOFFS

YEAR	TEAM	KICKOFF RETURNS					PUNT RETURNS					
		NO	YDS	AVG	LG	TD	NO	FC	YDS	AVG	LG	TD
2019	SF	0	0	0.0	–	0	0	0	0	0.0	–	0
TOTALS		0	0	0.0	–	0	0	0	0	0.0	–	0

Additional Statistics:

Fumbles–Lost – 1–1: 2018 (1–1)

Special Teams Tackles – 10: 2018 (3); 2019 (7) **Postseason – 2:** 2019 (2)

Touchdowns – 1: 2019 [1 – 4–yd. Fumble return vs. Arz. (11/17/19)]

Milestones:

NFL Debut: at Min. (9/9/18); **First Start:** at LAC (9/30/18); **First FF:** vs. Den. (12/9/18 – QB Case Keenum); **First Sack:** vs. Den. (12/9/18 – QB Case Keenum);

First Kickoff Return: vs. Det. (9/16/18 – 24–yds.); **First FR:** vs. Arz. (11/17/19 – RB Kenyan Drake); **First FR Returned for a TD:** vs. Arz. (11/17/19 – RB Kenyan Drake)

REED JR.'S CAREER HIGHS

Tackles: Regular Season – 12 vs. Den. (12/9/18)

Solo: Regular Season – 10 vs. Den. (12/9/18)

Assists: Regular Season – 2 (3 times) Last vs. Sea. (12/16/18)

Forced Fumbles: Regular Season – 1 (2 times) Last vs. Arz. (11/17/19)

Sacks: Regular Season – 1.0 vs. Den. (12/9/18)

Passes Defensed: Regular Season – 2 at Cin. (9/15/19)

Kickoff Returns: Regular Season – 4 (2 times) Last at LAC (9/30/18)

Kickoff Return Yards: Regular Season – 159 vs. Det. (9/16/18)

Long Kickoff Return: Regular Season – 90 vs. Det. (9/16/18)

Fumble Recoveries: Regular Season – 1 vs. Arz. (11/17/19)

Fumble Recoveries Returned for a TD: Regular Season – 1 vs. Arz. (11/17/19)

REED JR.'S TRANSACTIONS

Originally a 5th–round (142nd overall) draft choice by SF in 2018.



2018

- Saw action in 15 games and registered 37 tackles, 1.0 sack and 1 FF. As a returner, recorded 11 kick returns for 332 yds. (30.2 avg.).
- Returned the opening kickoff of the 2nd half vs. Det. (9/16) 90 yds., marking the longest kickoff return since WR Kyle Williams registered a 94-yd. kickoff return on 9/23/12 at Min. Finished the day with 4 KORs for 159 yds. (39.8 avg.). His 39.8 KOR avg. is the highest by the 49ers (min. 3 KORs) since 9/11/11 [WR Ted Ginn Jr. - 4 KORs for 176 yds. (44.0 avg.) vs. Sea.].
- Brought down Broncos QB Case Keenum for a sack of 5 yds. vs. Den. (12/9), marking the first sack of his career. Also added a career-high 12 tackles and his first career FF of Keenum on the sack.

COLLEGE

Played in 24 games (23 starts) in two years at Kansas State and registered 122 tackles, 5.0 TFLs, 7 INTs, 3 FFs, 2 FRs and 32 PDs. Also recorded 26 KORs for 837 yds. (32.2 avg.) and 1 TD as well as 17 PRs for 253 yds. (14.9 avg.) and 1 TD. In 2017, earned First-Team All-Big 12 honors at both DB and kick returner/punt returner. Also named Honorable Mention Big 12 Special Teams Player of the Year. Started all 11 games in which he played and notched 47 tackles, 4.5 TFLs, 4 INTs, 1 FF, 2 FRs and 13 PDs. Also tallied 17 KORs for 582 yds. (34.2 avg.) and 1 TD along with 17 PRs for 253 yds. (14.9 avg.) and 1 TD. His 34.2 KOR avg. ranked 3rd in school history and 4th in Big 12 history, while his 14.9 PR avg. was tied for the 6th best avg. in school history. As a junior, was named Big 12 Defensive Newcomer of the Year and earned First-Team All-Big 12 honors. Played in all 13 games (12 starts) and recorded 75 tackles, 0.5 TFLs, 3 INTs, 2 FFs and 19 PDs while also notching 9 KORs for 255 yds. (28.3 avg.). In 2015, attended Cerritos College (Norwalk, CA) where he played in 11 games and notched 42 tackles, 2 INTs and 3 PDs and helped lead the Falcons to a National Division Northern Conference championship and berth into the Southern California Regional Playoffs. As a freshman, redshirted at Fresno State.

PERSONAL


- Attended Independence (Bakersfield, CA) HS, where he earned all-league honors for two straight years.
- Totaled 6 INTs and 5 FFs while he amassed 1,150 total yds. and 13 TDs on offense as a senior.
- Became the first person in school history to earn team MVP honors in both football and basketball.
- Born Dennis Duane Reed (11/11/96) in Bakersfield, CA.
- Majored in history and criminology.

INJURY REPORT

2018: Inactive at Sea. (12/2) with a heel and chest injury.

REED JR.'S GAME-BY-GAME

2018															2018 Returns														
Date	Opp	W/L	P/S	Tot	Sol	Ast	Sk	Yds	Int	Yds	PD	FF	FR	Yds	Date	Opp	KR	Yds	Avg	Lg	TD	PR	FC	Yds	Avg	Lg	TD		
Sep 9	at Min	L	1/0	0	0	0	0.0	0.0	0	0	0	0	0	0	Sep 9	at Min	0	0	—	—	0	0	0	0	0	—	—	0	
Sep 16	Det	W	1/0	0	0	0	0.0	0.0	0	0	0	0	0	0	Sep 16	Det	4	159	39.8	90	0	0	0	0	—	—	0		
Sep 23	at KC	L	1/0	3	2	1	0.0	0.0	0	0	0	0	0	0	Sep 23	at KC	1	23	23.0	23	0	0	0	0	—	—	0		
Sep 30	at LAC	L	1/1	2	1	1	0.0	0.0	0	0	0	0	0	0	Sep 30	at LAC	4	91	22.8	29	0	0	0	0	—	—	0		
Oct 7	Arz	L	1/0	0	0	0	0.0	0.0	0	0	0	0	0	0	Oct 7	Arz	1	29	29.0	29	0	0	0	0	—	—	0		
Oct 15	at GB	L	1/0	2	2	0	0.0	0.0	0	0	0	0	0	0	Oct 15	at GB	1	30	30.0	30	0	0	0	0	—	—	0		
Oct 21	LAR	L	1/0	6	4	2	0.0	0.0	0	0	0	0	0	0	Oct 21	at LAR	0	0	—	—	0	0	0	0	—	—	0		
Oct 28	at Arz	L	1/0	0	0	0	0.0	0.0	0	0	0	0	0	0	Oct 28	at Arz	0	0	—	—	0	0	0	0	—	—	0		
Nov 1	Oak	W	1/0	0	0	0	0.0	0.0	0	0	0	0	0	0	Nov 1	Oak	0	0	—	—	0	0	0	0	—	—	0		
Nov 12	NYG	L	1/0	0	0	0	0.0	0.0	0	0	0	0	0	0	Nov 12	NYG	0	0	—	—	0	0	0	0	—	—	0		
Nov 25	at TB	L	1/0	2	2	0	0.0	0.0	0	0	0	0	0	0	Nov 25	at TB	0	0	—	—	0	0	0	0	—	—	0		
Dec 2	at Sea	L	—	—	INACTIVE (Heel/Chest)								—	—	—	—	Dec 2	at Sea	—	—	INACTIVE (Heel/Chest)					—	—	—	
Dec 9	Den	W	1/0	12	10	2	1.0	5.0	0	0	0	1	0	0	Dec 9	Den	0	0	—	—	0	0	0	0	—	—	0		
Dec 16	Sea	W	1/1	5	3	2	0.0	0.0	0	0	0	0	0	0	Dec 16	Sea	0	0	—	—	0	0	0	0	—	—	0		
Dec 23	Chi	L	1/0	2	2	0	0.0	0.0	0	0	0	0	0	0	Dec 23	Chi	0	0	—	—	0	0	0	0	—	—	0		
Dec 30	at LAR	L	1/0	3	2	1	0.0	0.0	0	0	0	0	0	0	Dec 30	at LAR	0	0	—	—	0	0	0	0	—	—	0		
TOTALS		15/2		37	28	9	1.0	5.0	0	0	0	1	0	0	TOTALS		11	332	30.2	90	0	0	0	0	—	—	0		



58

C/G

WESTON RICHBURG

6-4 | 295 | COLORADO STATE

7.9.91 | BUSHLAND, TX | 6TH YEAR | ACQUIRED FA IN '18

2019 HIGHLIGHTS

- Started the first 13 games of the season at C before being placed on the Injured Reserve List on 12/11.
- Part of an offensive line that helped the 49ers rush for 259 yds. at Cin. (9/22), the most by the team since 12/20/14 vs. SD (355 rushing yds.). It also marked the most rushing yds. by the team on the road since 11/29/10 at Arz. (261 rushing yds.). Additionally, the offensive line did not allow a sack on 25 pass attempts by QB Jimmy Garoppolo and 1 attempt by WR Dante Pettis.
- Helped the 49ers rush for 275 yds. and 2 TDs on 40 carries (6.9 avg.) vs. Cle. (10/7), the most rushing yds. by the team in a single game since 12/20/14 (355 vs. SD).
- Helped the 49ers rush for 232 yds. and 5 TDs on 38 carries (6.1 avg.) vs. Car. (10/27). The 5 rushing TDs were the most by the 49ers in a single-game since 10/18/92 vs. Atl. (5 rushing TDs).

GOLDMINE

- The 49ers worked alongside the humanitarian-relief organization Convoy of Hope on December 4, 2018, and hosted 1,500 guests in-need from Bay Area nonprofits and schools at Levi's® Stadium for a free holiday resource fair. Richburg and his 49ers teammates distributed groceries, toys, books, shoes and other holiday offerings to the guests. The attendees also received haircuts, utilized health resources and took family portraits or professional headshots. Convoy of Hope is a nonprofit organization that directs children's feeding initiatives, hosts community outreach programs and provides disaster response resources to those in need in the Bay Area and throughout the world.



RICHBURG'S GOLDEN NUGGET

- Richburg was also a standout in track & field at Bushland (TX) HS. He recorded a shotput throw of 60 feet, 1 inch, at the 2009 UIL State Championship, which set a school record and ranked fourth in state history.

GOLDMINE (CONTINUED)

- Richburg was actively involved in helping his local community while attending Colorado State. He helped with homework and reading at the Boys & Girls Club of Larimer County, spent time with low-income students at Linton Elementary and volunteered at Respite Care, which provides support for developmentally disabled children.
- Richburg participated in the NFL's "My Cause, My Cleats" campaign in 2017, wearing custom-designed cleats in support of the Wounded Warrior Project. Richburg has volunteered at several organization events, including the "Pros vs. Joes" video game initiative.



RICHBURG'S CAREER STATISTICS

GAMES/STARTS – 79/78: 2014 (16/15); 2015 (15/15); 2016 (16/16); 2017 (4/4); 2018 (15/15); 2019 (13/13)

POSTSEASON GAMES/STARTS – 0/0: 2019 (IR)

Additional Statistics:

Fumbles—Lost – 1–0: 2018 (1–0)

Tackles – 4: 2016 (2); 2018 (2)

Milestones:

NFL Debut: at Det. (9/8/14); **First Start:** at Det. (9/8/14)

RICHBURG'S TRANSACTIONS

Originally a 2nd-round (43rd overall) draft choice by NYG in 2014...Placed on the Injured Reserve List on 11/4/17...Signed a five-year deal with SF on 3/14/18. Placed on the Injured Reserve List on 12/11/19.



2018 (SAN FRANCISCO)

- Started all 15 games in which he appeared at C in his first season with the 49ers.
- Part of an offensive line that did not allow a sack on 22 passing atts. by QB Nick Mullens vs. Oak. (11/1). It marked the first time the team did not allow a sack since 12/31/17 at LAR (33 atts. – QB Jimmy Garoppolo).
- Richburg and the offensive line did not allow a sack on 39 atts. by QB Nick Mullens vs. NYG (11/12). It marked the first time since Weeks 3-4 of the 2000 season that the team did not allow a sack in consecutive weeks [34 atts. by QB Jeff Garcia at StL (9/17/00); 26 atts. by Garcia at Dal. (9/24/00)].

2017 (NEW YORK GIANTS)

- Started 4 games at C before being placed on the Injured Reserve List with a head injury on 11/4.

2016 (NEW YORK GIANTS)

- Started all 16 regular season games in addition to the NFC Wild Card Game at C.
- Anchored an offensive line that allowed just 22 regular season sacks, which was the third-least in the NFL behind Oak. (19) and Pit. (21).
- Helped the Giants offense register a season-high 397 net passing yds. vs. Bal. (10/16).
- Part of an offensive line that did not allow a sack at Phi. (12/22), while Giants QB Eli Manning recorded 63 atts.

2015 (NEW YORK GIANTS)

- Transitioned back to C and started all 15 games he saw action in.
- Protected Giants QB Eli Manning, who set a franchise record in comps. (387) and finished the season 4th among all QBs in passing atts. (618).
- Key member of an offensive line that finished sixth in the NFL in points per game (26.3) and 8th in total yds. per game (372.3).
- Part of an offensive line that allowed Eli Manning to throw for 350 yds. and 6 TDs at NO (11/1).
- Paved the way for Giants rushers to record 208 net rushing yds. vs. Phi. (1/3/16).

2014 (NEW YORK GIANTS)

- As a rookie, appeared in all 16 games (15 starts), contributing on the offensive line at LG.
- Provided time for a Giants offense that finished 7th in the NFL in passing yds. per game (267.0) and 10th in total yds. per game (367.2).
- Protected Giants QB Eli Manning as he set a franchise record in comp. percentage (63.1).
- Made his 1st start in his NFL debut at Det. (9/8).

COLLEGE

Started a school-record 50 games in 4 seasons at Colorado State. Made 13 starts at C as a senior in 2013 and garnered First-Team All-Mountain West Conference honors. Part of an offensive line that helped generate a school-record 470.8 total yds per game. Blocked for RB Kapri Bibbs, who set a school record with 1,741 yds. and a NCAA-leading 31 TDs, and QB Garrett Grayson, who passed for the most yds. in school history (3,696). As a junior in 2012, started all 12 games for the 3rd consecutive season and was named a finalist for the Rimington Trophy, which is given to the nation's most outstanding center. Started all 12 games as a sophomore in 2011 and earned Second-Team All-Conference honors. Started all 12 games as a redshirt freshman in 2010 and received Freshman First-Team All-America honors. Redshirted as a true freshman, but spent time with the track and field team and finished third in the shotput at the Don Barrett Duals in 2009.

PERSONAL

- Attended Bushland (TX) HS where won a district title while posting a perfect 10-0 record as a senior.
- Has two family members, Nathan and Aubrey, that played college football at Texas Tech.
- Born Weston Blaine Richburg (7/9/91) in Louisville, KY.
- Married to the former Marlee Reynolds, who played volleyball at Colorado State University.

INJURY REPORT

2015: Inactive at Was. (11/29) with an ankle injury.

2017: Placed on the Injured Reserve List on 11/4 with a head injury.

2018: Inactive at Arz. (10/28) with a knee injury.

2019: Placed on the Injured Reserve List on 12/11 with a knee injury.



19

WR

DEEBO SAMUEL

6-0 | 215 | SOUTH CAROLINA

1.15.96 | INMAN, SC | ROOKIE | ACQUIRED D-2 IN '19

2019 HIGHLIGHTS

- Played in 15 games (11 starts) and registered 57 receipts. for 802 yds. and 3 TDs as a rookie. Also added 14 carries for 159 yds. and 3 TDs. Also started all 3 postseason games and had 10 receipts. for 127 yds. as well as 6 carries for 102 yds.
- With 802 rec. yds. in the 2019 season, he is 2nd all-time for most receiving yards by a rookie in franchise history.

MOST REC. YDS. IN A SEASON BY A 49ERS ROOKIE

Player	Yds.	Year
1. Jerry Rice	927	1985
2. Deebo Samuel	802	2019
3. Gene Washington	711	1969
4. Dave Parks	703	1964
5. Michael Crabtree	625	2009

- With 57 receipts., is 2nd all-time for most receipts. by a rookie in franchise history.

MOST RECEPTS. IN A SEASON BY A 49ERS ROOKIE

Player	Receipts.	Year
1. Earl Cooper (RB)	83	1980
2. Deebo Samuel	57	2019
3. Gene Washington	51	1969
4. Jerry Rice	49	1985
5t. Michael Crabtree	48	2009
Roger Craig (RB)	48	1983

- Connected with QB Jimmy Garoppolo on a 2-pt. conversion at TB (9/8).
- His first career TD receipt. came on a 3-yd. pass from QB Jimmy Garoppolo at Cin. (9/15). Finished the game with 5 receipts. for 87 yds. and 1 TD.
- Registered a 20-yd. TD run vs. Car. (10/27), the 1st rushing TD of his career. He also added 3 receipts. for 19 yds.
- Recorded 8 receipts. for a then career-high 112 yds. vs. Sea. (11/11). It marked his first career 100-yd. game and the first 100-yd. receiving game by a 49ers rookie since WR Dante Pettis registered 5 receipts. for 129 yds. and 2 TDs at Sea. (12/2/18). His 8 receipts. are tied for the 4th-most by a rookie in a game in franchise history.
- Hauled in 8 receipts. for a career-high 134 yds. vs. Arz. (11/17). Along with his 8 receipts. for 112 yds. last week vs. Sea. (11/11/19), he became the first rookie in franchise history to register at least 8 receipts. and 100 rec. yds. in consecutive games. The last rookie in the NFL to accomplish the feat was WR Odell Beckham Jr. in 4 consecutive weeks from 12/7/14 through 12/28/14.

MOST REC. YDS. IN A SINGLE GAME BY A 49ERS ROOKIE

Player	Yds.	Date	Opp.
1. Jerry Rice	241	12/9/85	LAR
2. Dave Parks	146	10/25/64	Min.
3. Deebo Samuel	134	11/17/19	Arz.
4. Aaron Thomas	131	11/19/61	Chi.
5. Dante Pettis	129	12/2/18	at Sea.

- His 134 rec. yds. versus the Cardinals were the most by a 49ers rookie since WR Jerry Rice registered 241 rec. yds. vs. LAR (12/9/85), and ranks 3rd in franchise history.

SAMUEL'S GOLDEN NUGGETS

- His father, Galen, gave him the nickname "Deebo" after a bully in the 1995 movie *Friday* because he was always taking things away from people as a toddler. In high school, his stepmother, Precious Martin, gave him another nickname, "Sweet Feet," due to his speed.
- Lists his favorite player growing up as Reggie Bush.

SAMUEL'S GAME-BY-GAME

2019

Date	Opp	W/L	P/S	Rec	Yds	Avg	Lg	TD
Sep 8	at TB	W	1/1	3	17	5.7	14	0
Sep 15	at Cin	W	1/1	5	86	17.2	39	1
Sep 22	Pit	W	1/0	3	44	14.7	20	0
Oct 7	Cle	W	1/0	1	3	3.0	3	0
Oct 13	at LAR	W	1/0	3	18	6.0	14	0
Oct 20	at Was	W	—	—	INACTIVE (Groin)			
Oct 27	Car	W	1/1	3	19	6.3	9	0
Oct 31	at Arz	W	1/1	4	40	10.0	17	0
Nov 11	Sea	L	1/1	8	112	14.0	30	0
Nov 17	Arz	W	1/1	8	134	16.8	26	0
Nov 24	GB	W	1/0	2	50	25.0	42t	1
Dec 1	at Bal	L	1/1	2	41	20.5	33t	1
Dec 8	at NO	W	1/1	5	76	15.2	25	0
Dec 15	Atl	L	1/1	1	29	29.0	29	0
Dec 21	LAR	W	1/1	4	31	7.8	18	0
Dec 29	at Sea	W	1/1	5	102	20.4	30	0
TOTALS			15/11	57	802	14.1	42t	3

2019 Postseason

Date	Opp	W/L	P/S	Rec	Yds	Avg	Lg	TD
Jan 11	Min	W	1/1	3	42	14.0	18	0
Jan 19	GB	W	1/1	2	46	23.0	30	0
Feb 2	at KC	L	1/1	5	39	7.8	16	0
TOTALS			3/3	10	127	12.7	30	0



2019 HIGHLIGHTS (CONTINUED)

- Registered 2 receipts. for 50 yds. and 1 TD vs. GB (11/24). His 42-yd. TD receipt. was the longest receipt. of his career.
- Recorded 2 receipts. for 41 yds. and 1 TD at Bal. (12/1). Including his TD receipt. vs. GB (11/24), has now registered one TD receipt. in consecutive games for the first time in his career.
- Recorded his 2nd rushing TD of the season on a 19-yd. TD run vs. LAR (12/21).
- Registered 5 receipts. for 102 yds. and had 2 carries for 33 yds. and 1 TD at Sea. (12/29). Registered 3 games with 100-or-more rec. yds. this season. According to the Elias Sports Bureau, his 3 games with 100-or-more rec. yds. are the most in a single season by a rookie in franchise history. According to the Elias Sports Bureau, he becomes the first WR in franchise history to have 3-or-more rushing TDs in a single season. He is the first WR to have 3-or-more rushing TDs in a single season in the NFL since 2016 (WR Tyreek Hill, KC - 3 rushing TDs & WR Ty Montgomery, GB - 3 rushing TDs).

100-YD. REC. GAMES BY A 49ERS ROOKIE, FRANCHISE HISTORY

	Player	Games	Year
1.	Deebo Samuel	3	2019
2t.	Jerry Rice	2	1985
	Dave Parks	2	1964

- Registered 5 receipts. for 39 yds. to go along with 3 carries for 53 yds. at KC (2/2/20 - SB). His 53 rushing yds. were the most by a WR in a Super Bowl while his 32-yd. run is the longest run by a WR in a Super Bowl.

GOLDMINE

- Samuel, a South Carolina native, knew he wanted to stay close to home when he went to college. Growing up with eight siblings, family has been a staple in his life. Mom, Precious, noted that Deebo and his siblings were always hanging out at the house and encouraging each other to accomplish their goals. One of her goals was to finally get her college degree after struggling in college in her youth. Deebo, like with the other members of his family, was there to support her, often helping her with her homework. "Deebo used to help me a lot with my math courses, he's real good in math," said Martin. "They've seen me working hard as far as working and working hard at school, a lot of sacrifices I had to make and a lot of things I had to miss out with them. I think that plays a major part in my children wanting to further their education." Her goal was accomplished when both she and Deebo graduated from college.

- A retail management major at South Carolina, Samuel is passionate about fashion and his appearances in front of the camera. His fashion flair became something he was known for during his time in Columbia, usually with help from his stepmom, Precious Martin. Martin and Samuel would often video chat while he was away from home so she could help pick out his outfits. "I love it. It makes me feel like he needs me," she said. "I can't get enough of it. I don't know if he does it more for me or more for him." Samuel was even referred to as the best dressed player at SEC Media Day. When asked about Samuel's style, a former coach remarked that his style doesn't always coincide with his personality. "Coming through here he'd always be dressed to the max. It's surprising knowing how humble he is and soft-spoken he is, but it's almost like his clothing is his alter-ego," said Steven Fusaro, who coached Deebo during his time at Chapman High. Following his football career, Samuel hopes to start his own clothing line.
- Samuel participated in the 49ers Annual Community Day, helping pack more than 31,000 nutritious meals in collaboration with Feeding Children Anywhere. The meals, along with groceries and backpacks, were distributed to those most in need in East San Jose.





SAMUEL'S CAREER STATISTICS

YEAR	TEAM	GP	GS	NO	RECEIVING				ATT	RUSHING			
					YDS	AVG	LG	TD		YDS	AVG	LG	TD
2019	SF	15	11	57	802	14.1	42t	3	14	159	11.4	31	3
TOTALS		15	11	57	802	14.1	42t	3	14	159	11.4	31	3

PLAYOFFS

YEAR	TEAM	GP	GS	NO	RECEIVING				ATT	RUSHING			
					YDS	AVG	LG	TD		YDS	AVG	LG	TD
2019	SF	3	3	10	127	12.7	30	0	6	102	17.0	32	0
TOTALS		3	3	10	127	12.7	30	0	6	102	17.0	32	0

Additional Statistics:

Fumbles—Lost — 2—1: 2019 (2—1)

Tackles — Regular Season — 1: 2019 (1) **Postseason — 1:** 2019 (1)

Fumble Recoveries — 1: 2019 (1)

Milestones:

NFL Debut: at TB (9/8/19); **First Start:** at TB (9/8/19); **First Reception:** Regular Season — at TB (9/8/19 — 14-yd. pass from QB Jimmy Garoppolo); Postseason — vs. Min. (1/11/20 — 10-yd. pass from QB Jimmy Garoppolo); **First TD Reception:** at Cin. (9/15/19 — 3-yd. pass from QB Jimmy Garoppolo); **First Rushing TD:** vs. Car. (10/27/19 — 20-yds.); **100-yd. Games:** 3, Last at Sea. (12/29/19 — 102-yds.)

SAMUEL'S CAREER 100-YARD RECEIVING GAMES (3)

Date	Opp	Rec	Yds	Avg	TD	Date	Opp	Rec	Yds	Avg	TD
11/11/19	vs. Sea.	8	112	14.0	0	12/29/19	at Sea.	5	102	20.4	0
11/17/19	vs. Arz.	8	134	16.8	0						

SAMUEL'S CAREER HIGHS

Receptions: Regular Season — 8 (2 times) Last vs. Arz. (11/17/19);

Postseason — 5 at KC (2/2/20)

Receiving Yards: Regular Season — 134 vs. Arz. (11/17/19); Postseason — 46 vs. GB (1/19/20)

Long Reception: Regular Season — 42t vs. GB (11/24/19); Postseason — 30 vs. GB (1/19/20)

TD Receptions: Regular Season — 1 (3 times) Last at Bal. (12/1/19)

Rushes: Regular Season — 3 vs. LAR (12/21/19); Postseason — 3 at KC (2/2/20)

Rushing Yards: Regular Season — 33 (2 times) Last at Sea. (12/29/19);

Postseason — 53 at KC (2/2/20)

Rushing Touchdowns: Regular Season — 1 (3 times) Last at Sea. (12/29/19)

Long Rush: Regular Season — 31 at NO (12/8/19); Postseason — 32 (2 times) Last at KC (2/2/20)

SAMUEL'S TRANSACTIONS

Originally a 2nd-round (36th overall) draft choice by SF in 2019.



COLLEGE

Appeared in 30 games (27 starts) in five years at South Carolina (2014-18) and registered 148 receipts. for 2,076 yds. and 16 TDs. As a kick returner, recorded 42 returns for 1,219 yds. (29.0 avg.) and 4 TDs. Also, notched 25 rushing attempts for 154 yds. and 7 rushing TDs and converted both passing attempts in his career for TDs. As a senior in 2018, earned First-Team All-SEC honors after hauling in 62 receipts. for 882 yds. and 11 TDs in 12 games (11 starts). Also added 23 KORs for 570 yds. (24.8 avg.) and 1 TD, earning Second-Team All-America honors by the Football Writers Association of America. Started all 3 games he appeared in 2017 and recorded 15 receipts. for 250 yds. and 3 TDs. As a sophomore in 2016, started all 10 games in which he appeared in and tallied 59 receipts. for 783 yds. and 1 TD, while adding 15 carries for 98 yds. and 6 TDs. Appeared in 5 games (3 starts) as a redshirt freshman and had 12 receipts. for 161 yds. and 1 TD. Redshirted as a freshman in 2014.

PERSONAL

- Attended Chapman (Inman, SC) HS where he set the school record with 53 career TDs.
- As a senior in 2013, finished with 61 receipts. for 1,184 yds. and 15 TDs, while also registering 837 yds. and 13 TDs on the ground.
- Graduated with a degree in retail management.
- Born Tyshun Raequan Samuel (1/15/96) in Inman, SC.

INJURY REPORT

2019: Inactive at Was. (10/20) with a groin injury.



17
WR

EMMANUEL SANDERS

5-11 | 180 | SOUTHERN METHODIST

3.17.87 | BELLVILLE, TX | 10TH YEAR | ACQUIRED TR IN '19 - DEN

AWARDS & HONORS

2010: AFC Special Teams Player of the Week (Week 7)

2014: Pro Bowl

2016: AFC Pro Bowl

2018: AFC Offensive Player of the Week (Week 7)



2019 HIGHLIGHTS (DENVER/SAN FRANCISCO)

- Between Denver and San Francisco, played in 17 games (16 starts) and recorded 66 repts. for 869 yds. and 5 TDs. Also started all 3 postseason games and had 5 repts. for 71 yds.
- As a member of the Denver Broncos, registered 5 repts. for 86 yds. and 1 TD at Oak. (9/9).
- Recorded 11 repts. for 98 yds. and 1 TD vs. Chi. (9/15), as a member of the Denver Broncos, marking the 7th time he has had at least 1 TD in back-to-back games in his career.
- As a member of the Denver Broncos, recorded his first 100-yd. game of the season vs. Jax. (9/29), as he registered 5 repts. for 104 yds.
- Traded to SF on 10/22.
- Caught a 4-yd. TD pass on the opening possession of the game vs. Car. (10/27). Marked his 1st TD repts. as a member of the 49ers.
- Hauled in 7 repts. for 112 yds. and 1 TD at Arz. (10/31), marking his 20th career 100-yd. game. Registered 1 TD repts. in each of his first two games with the 49ers, the first 49er to do so since Paul Salata in 1950.
- Registered 7 repts. for 159 yds. and 1 TD at NO (12/8). He caught a 75-yd. TD pass from QB Jimmy Garoppolo, tying the longest TD repts. of his career. He also threw a 35-yd. TD pass to RB Raheem Mostert. It marked the 2nd passing TD of his career [(28-yd. TD pass at Arz. (10/18/18)]. With the TD pass, Sanders became the first 49ers non-QB throw a TD pass since K David Akers threw a 14-yd. TD pass at StL (1/1/12) and the first WR since WR Jerry Rice threw a 41-yd. TD pass at Atl. (12/24/95). According to ESPN Stats & Info, also became the first player in franchise history to throw a TD pass and catch a TD pass in the same game.
- With both a rec. TD and passing TD at NO (12/8), Sanders became the 5th player since 1970 to have 2-or-more career games with at least 1 rec. TD and 1 passing TD (Odell Beckham Jr., Walter Payton, LaDainian Tomlinson and Danny White).
- On the final drive of the game vs. LAR (12/21), had a key 46-yd. repts. on 3rd-and-16 that helped set up the game-winning 33-yd. FG by Robbie Gould as time expired.

GOLDMINE

- On November 26th, 2019, the 49ers teamed up with Martha's Kitchen of San Jose to serve Thanksgiving dinner to over 300 people in need. Members of the team served food, bussed tables and refilled beverages. The team also provided toiletries and giveaways to all those in attendance.



SANDERS' GOLDEN NUGGETS

- Lettered in four sports in high school: football, basketball, baseball and track.
- Played alongside current 49ers wide receivers coach Wes Welker with the Denver Broncos in 2014.

SANDERS' GAME-BY-GAME

2019 (Denver/San Francisco)

Date	Opp	W/L	P/S	Rec	Yds	Avg	Lg	TD
WITH DEN								
Sep 9	at Oak	L	1/1	5	86	17.2	53	1
Sep 15	Chi	L	1/1	11	98	8.9	21	1
Sep 22	at GB	L	1/1	2	10	5.0	6	0
Sep 29	Jax	L	1/1	5	104	20.8	39	0
Oct 6	at LAC	W	1/1	1	9	9.0	9	0
Oct 13	Ten	W	1/1	1	0	0.0	0	0
Oct 17	KC	L	1/1	5	60	12.0	16	0
TRADED TO SF ON 10/22								
Oct 27	Car	W	1/1	4	25	6.3	13	1
Oct 31	at Arz	W	1/1	7	112	16.0	32	1
Nov 11	Sea	L	1/1	2	24	12.0	12	0
Nov 17	Arz	W	1/1	3	33	11.0	14	0
Nov 24	GB	W	1/0	1	15	15.0	15	0
Dec 1	at Bal	L	1/1	4	41	10.3	18	0
Dec 8	at NO	W	1/1	7	157	22.4	75t	1
Dec 15	Atl	L	1/1	2	9	4.5	5	0
Dec 21	LAR	W	1/1	3	61	20.3	46	0
Dec 29	at Sea	W	1/1	3	25	8.3	12	0
TOTALS			17/16	66	869	13.2	75t	5

2019 Postseason

Date	Opp	W/L	P/S	Rec	Yds	Avg	Lg	TD
Jan 11	Min	W	1/1	2	33	16.5	22	0
Jan 19	GB	W	1/1	0	0	—	—	0
Feb 2	at KC	L	1/1	3	38	12.7	18	0
TOTALS			3/3	5	71	14.2	22	0

GOLDMINE (CONTINUED)

- In 2017, Sanders founded the Emmanuel Sanders Foundation, a nonprofit whose mission is to provide children with financially disadvantaged families with resources and support to reach their full potential and attain a better life. Sanders knew that he could use his platform to enhance the lives of the children in surrounding communities and hopes to inspire them through his work on and off the field. The program is based around providing kids with new sports equipment so they are able to participate with their peers in amateur youth sports. Sanders' vision is to instill life fundamentals, such as perseverance, teamwork, work ethic and discipline, in the kids his foundation helps through the power of sports.





GOLDMINE (CONTINUED)

- In his free time, Sanders considers himself to be quite the gamer. Sanders can be found live streaming himself during the offseason, playing various video games. He used this hobby as a way to reach out to kids through his foundation, as he hosted the Emmanuel Sanders Arcade Adventure this past offseason. Sanders and his teammates spent the night playing games with fans and auctioning off signed items to benefit "Emmanuel's Locker." "Emmanuel's Locker" provides Title I schools with a sports equipment locker filled with sporting equipment for students to use in their after-school sports who may not have access to some of the sporting equipment they need to participate and succeed in after-school sports programs.



SANDERS' CAREER STATISTICS

YEAR	TEAM	GP	GS	RECEIVING					ATT	RUSHING			
				NO	YDS	AVG	LG	TD		YDS	AVG	LG	TD
2010	PIT	13	1	28	376	13.4	35	2	0	0	—	—	0
2011	PIT	11	0	22	288	13.1	32	2	0	0	—	—	0
2012	PIT	16	7	44	626	14.2	37	1	1	4	4.0	4	0
2013	PIT	16	10	67	740	11.0	55t	6	1	25	25.0	25	0
2014	DEN	16	16	101	1,404	13.9	48	9	8	44	5.5	13	0
2015	DEN	15	15	76	1,135	14.9	75t	6	3	29	9.7	24	0
2016	DEN	16	16	79	1,032	13.1	64	5	1	4	4.0	4	0
2017	DEN	12	11	47	555	11.8	38	2	0	0	—	—	0
2018	DEN	12	12	71	868	12.2	64t	4	4	53	13.3	35t	1
2019	DEN/SF	17	16	66	869	13.2	75t	5	0	0	—	—	0
TOTALS		144	104	601	7,893	13.1	75t	42	18	159	8.8	35t	1

PLAYOFFS

				RECEIVING					RUSHING				
YEAR	TEAM	GP	GS	NO	YDS	AVG	LG	TD	ATT	YDS	AVG	LG	TD
2010	PIT	3	0	7	91	13.0	20	0	0	0	—	—	0
2011	PIT	1	0	6	81	13.5	18	0	0	0	—	—	0
2014	DEN	1	1	7	46	6.6	17	0	0	0	—	—	0
2015	DEN	3	3	16	230	14.4	34	0	0	0	—	—	0
2019	SF	3	3	5	71	14.2	22	0	0	0	—	—	0
TOTALS		11	7	41	519	12.7	34	0	0	0	—	—	0

Additional Statistics:

Fumbles – Lost – 11–5: 2010 (2–1); 2012 (3–2); 2013 (1–0); 2014 (1–0); 2015 (2–2); 2016 (1–0); 2018 (1–0)

Tackles – 7: 2014 (1); 2015 (2); 2016 (1); 2017 (2); 2019 (1)

Special Teams Tackles – 14: 2010 (12); 2011 (2)

Forced Fumbles – 1: 2010 (1)

Fumble Recoveries – 1: 2011 (1)

Passing Attempts/Completions – 3/3: 2012 (1/1); 2018 (1/1); 2019 (1/1)

Passing TDs – 2: 2018 (1); 2019 (1)

Passing Yards – 78: 2012 (15); 2018 (28); 2019 (35)

Punt Returns – 36: 2010 (4); 2011 (3); 2012 (9); 2014 (1); 2015 (17); 2017 (2)

Punt Return Yards – 287: 2010 (60); 2011 (22); 2012 (93); 2014 (11); 2015 (103); 2017 (–2)

Kickoff Returns – 45: 2010 (25); 2011 (5); 2012 (1); 2013 (10); 2014 (3); 2015 (1)

Kickoff Return Yards – 1,083: 2010 (628); 2011 (93); 2012 (27); 2013 (268); 2014 (54); 2015 (13)

Milestones:

NFL Debut: vs. Atl. (9/12/10); **First Start:** at Cle. (1/2/11); **First Reception:** vs. Cle. (10/17/10 – 22–yd. pass from QB Ben Roethlisberger); **Postseason –** vs. Bal. (1/15/11 – 14–yd. pass from QB Ben Roethlisberger); **First TD Reception:** vs. NE (11/14/10 – 6–yd. pass from QB Ben Roethlisberger); **First Multi-TD Game:** vs. SD (10/23/14 – 3 TDs); **100–yd. Games:** 21, Last at NO (12/8/19 – 157–yds.); **First Passing TD:** at Arz. (10/18/18 – 28–yd. pass to WR Courtland Sutton); **First Kickoff Return:** vs. Atl. (9/12/10 – 23–yd. KOR); **First Punt Return:** at NO (10/31/10 – 38–yd. PR)



SANDERS' CAREER 100-YARD RECEIVING GAMES (21)

Date	Opp	Rec	Yds	Avg	TD	Date	Opp	Rec	Yds	Avg	TD
9/14/14	vs. KC	8	108	13.5	0	9/25/16	at Cin.	9	117	13.0	2
9/21/14	at Sea.	11	149	13.5	0	11/27/16	vs. KC	7	162	23.1	1
10/5/14	vs. Arz.	7	101	14.4	0	12/11/16	at Ten.	11	100	9.8	1
10/23/14	vs. SD	9	120	13.3	3	11/12/17	vs. NE	6	137	22.8	0
11/2/14	at NE	10	151	15.1	0	9/9/18	vs. Sea.	10	135	13.5	1
11/16/14	at StL	5	102	20.4	1	10/14/18	vs. LAR	7	115	16.4	1
11/23/14	vs. Mia.	9	125	13.9	0	10/18/18	at Arz.	6	102	17.0	1
10/11/15	at Oak.	9	111	12.3	0	9/29/19	vs. Jax.	5	104	20.8	0
10/18/15	at Cle.	4	109	27.3	1	10/31/19	at Arz.	7	112	16.0	1
11/29/15	vs. NE	6	113	18.8	0	12/8/19	at NO	7	157	22.4	1
12/20/15	at Pit.	10	181	18.1	1						

SANDERS' CAREER HIGHS

Receptions: Regular Season – 11 (3 times) Last vs. Chi. (9/15/19);
Postseason – 7 vs. Ind. (1/11/15)
Receiving Yards: Regular Season – 181 at Pit. (12/20/15); Postseason –
85 vs. Pit. (1/17/16)
Long Reception: Regular Season – 75t (2 times) Last at NO (12/8/19);
Postseason – 34 vs. Pit. (1/17/16)
TD Receptions: Regular Season – 3 vs. SD (10/23/14)
Rushes: Regular Season – 2 vs. Arz. (10/5/14)
Rushing Yards: Regular Season – 35t at Bal. (9/23/18)

Rushing TDs: Regular Season – 1 at Bal. (9/23/18)
Long Rush: Regular Season – 35t at Bal. (9/23/18)
Passing Touchdowns: Regular Season – 1 (2 times) Last at NO (12/8/19)
Punt Returns: Regular Season – 3 (4 times) Last vs. Bal. (9/13/15)
Punt Return Yards: Regular Season – 76 at NYG (11/4/12)
Long Punt Return: Regular Season – 63 at NYG (11/4/12)
Kick Returns: Regular Season – 6 vs. NE (11/14/10)
Kick Return Yards: Regular Season – 156 vs. NE (11/14/10)
Kick Return Long: Regular Season – 48 at Mia. (10/24/10)

SANDERS' TRANSACTIONS

Originally a 3rd-round (82nd overall) draft choice by Pit. in 2010...Signed a three-year deal with Den. on 3/16/14...Signed a three-year extension with Den. through 2019 on 9/7/16...Placed on the Injured Reserve List on 12/5/18...Traded to SF on 10/22/19.



2018 (DENVER)

- Started all 12 games in which he appeared and registered 71 receptions for 868 yds. and 4 TDs.
- In the first game of the season, recorded a season-high 10 receptions for 135 yds. and 1 TD vs. Sea. (9/9).
- Recorded 7 receptions for 115 yds. and 1 TD vs. LAR (10/14).
- Hauled in 6 receptions for 102 yds. and 1 TD at Arz. (10/18).
- Registered 7 receptions for 86 yds. and 1 TD vs. Pit. (11/25) before being placed on the Injured Reserve List on 12/5.

2017 (DENVER)

- Appeared in 12 games (11 starts) and registered 47 receptions for 555 yds. and 2 TDs.
- Picked up 6 receptions for 62 yds. and 2 TDs vs. Dal. (9/17).
- Recorded 6 receptions for 137 yds. vs. NE (11/12).

2016 (DENVER)

- Started all 16 games and registered 79 receptions for 1,032 yds. and 5 TDs.
- Recorded 9 receptions for 117 yds. and 2 TDs. at Cin. (9/25).
- Registered 8 receptions for 88 yds. and 1 TD at TB (10/2).
- Hauled in 7 receptions for 162 yds. and 1 TD vs. KC (11/27).
- Recorded a season-high 11 receptions for 100 yds. and 1 TD at Ten. (12/11).

2015 (DENVER)

- Appeared in 15 games (15 starts) and registered 76 receptions for 1,135 yds. and 6 TDs.
- Recorded 8 receptions for 87 yds. and 2 TDs at KC (9/17), his 3rd multi-TD game of his career.
- Registered 9 receptions for 111 yds. at Oak. (10/11).
- Recorded 4 receptions for 109 yds. and 1 TD at Cle. (10/18).
- Hauled in 6 receptions for 90 yds. and 1 TD at Ind. (11/8).
- Registered 6 receptions for 113 yds. vs. NE (11/29).
- Recorded a season-high 10 receptions for 181 yds. and 1 TD at Pit. (12/20).
- Hauled in 4 receptions for 67 yds. and 1 TD vs. Cin. (12/28). Scored back-to-back TDs for the first time on the season.
- Started 3 postseason games, registering 16 receptions for 230 yds as the Broncos won Super Bowl 50 at Levi's Stadium.

2014 (DENVER)

- Started in all 16 games (16 starts) and registered 101 receptions for 1,404 yds. and 9 TDs.
- Hauled in 8 receptions for 108 yds. vs. KC (9/14), the first 100-yd. game of his career.
- Registered a season-high 11 receptions for 149 yds. at Sea. (9/21).
- Recorded 7 receptions for 101 yds. vs. Arz. (10/5), his 3rd consecutive 100-yd. game.
- Recorded 9 receptions for 120 yds. and 3 TDs vs. SD (10/23), his first career multi-TD game.
- Recorded 10 receptions for 151 yds. at NE (11/2).
- Hauled in 5 receptions for 67 yds. and 2 TDs at Oak. (11/9), his second multi-TD game of the season.
- Registered his 7th 100-yd. game of the season vs. Mia. (11/23), as he recorded 9 receptions for 125 yds.
- Started one postseason game vs. Ind. (1/11/15 - AFC-D), where he recorded 7 receptions for 46 yds.

2013 (PITTSBURGH)

- Saw action in all 16 games (10 starts) and registered in 67 receptions for 740 yds. and 6 TDs.
- Recorded 3 receptions for 70 yds. and 1 TD at NYJ (10/13).
- Hauled in 7 receptions for 88 yds. and 1 TD at Oak. (10/27).
- Registered 6 receptions for 52 yds. and 1 TD at Cle. (11/24).
- Registered 6 receptions for 43 yds. and 1 TD at Bal. (11/28), scoring TDs in back-to-back games for the first time in his career.
- Hauled in 4 receptions for 65 yds. and 1 TD vs. Mia. (12/8), recording 1 TD in 3-consecutive games.

2012 (PITTSBURGH)

- Saw action in all 16 games (7 starts) and hauled in 44 receptions for 626 yds. and 1 TD.
- Recorded 2 receptions for 20 yds. and 1 TD at NYG (11/4).
- Registered a season-high 82 rec. yds. vs. Bal. (11/18).

2011 (PITTSBURGH)

- Appeared in 11 games and registered 22 receptions for 288 yds. and 2 TDs.
- Registered 2 receptions for 20 yds. and 1 TD at Bal. (9/11).
- Recorded 5 receptions for 46 yds. and 1 TD at Arz. (10/23).
- Saw action in 1 postseason contest at Den. (1/8/12 - AFC-WC), registering 6 receptions for 81 yds.

2010 (PITTSBURGH)

- As a rookie, saw action in 13 games (1 start) and hauled in 28 receptions for 376 yds. and 2 TDs along with 25 KR for 628 yds and 4 PRs for 60 yds. on special teams.
- Registered 5 receptions for 41 yds. and 1 TD vs. NE (11/14), marking his 1st career TD.
- Recorded 2 receptions for 35 yds. and 1 TD vs. Oak. (11/21).
- Saw action in 3 postseason games, adding 7 receptions for 91 yds.

COLLEGE

Started 35 games during his career at Southern Methodist. Finished his career as SMU's all-time leader in receptions. (235), TD catches (34) and yds. (3,791). Held SMU records for career 100-yd. receiving games (16) and season 100-yd. games (6). As a senior in 2009, registered 98 receptions for 1,339 yds. and 7 TDs. Earned First-Team All-C-USA honors in 2008 and 2009. Started 10 games in 2008 as a junior. Registered 67 receptions for 958 yds. and nine TDs. Ranked 11th in the nation with 95.8 receiving yds. per game. Became the first player in SMU history to record three 600-yd. receiving seasons. Caught 74 passes for 889 yds. and nine TDs as a sophomore in 2007. As a freshman in 2006, registered one TD in 6 straight games. Had a team-best nine rec. TDs, the most by a freshman at SMU. Redshirted in 2005.



PERSONAL

- Attended Bellville (TX) High School, where he was an all-district RB, WR and S. Tallied 24 repts. for 414 yds. and 1 TD while registering 66 carries for 499 yds. and 6 TDs as a senior.
- Named Team MVP and Tri-County Offensive Player of the Year his senior season. Was a letterman in football, baseball, basketball and track.
- Majored in sociology at SMU.
- Born Emmanuel Sanders (3/17/87) in Bellville, TX.
- Married to the former Gabriella Waheed. The couple have two children, Princeton and Zoie.

INJURY REPORT

- 2010:** Inactive 3 games [at Ten. (9/19), at TB (9/26) and vs. Bal. (10/3)] with a quad injury.
- 2011:** Missed 2 games [vs. Bal. (11/6) and at Cin. (11/13)] with a knee injury. Inactive 3 games [vs. Cle. (12/8), at SF (12/19) and vs. StL (12/24)] with a foot injury.
- 2015:** Inactive at Chi. (11/20) with an ankle injury.
- 2017:** Inactive at LAC (10/22) and at KC (10/30) with an ankle injury. Missed the final two games of the season [at Was. (12/24) and vs. KC (12/31)] with an ankle injury.
- 2018:** Placed on the Injured Reserve List on 12/5 with an Achilles injury.

SANDERS' GAME-BY-GAME

2010 (Pittsburgh)

Date	Opp	W/L	P/S	Rec	Yds	Avg	Lg	TD
Sep 12	Atl	W	1/0	0	0	—	—	0
Sep 19	at Ten	W	—	—	INACTIVE (Quad)	—	—	—
Sep 26	at TB	W	—	—	INACTIVE (Quad)	—	—	—
Oct 3	Bal	L	—	—	INACTIVE (Quad)	—	—	—
Oct 17	Cle	W	1/0	2	37	18.5	22	0
Oct 24	at Mia	W	1/0	1	18	18.0	18	0
Oct 31	at NO	L	1/0	1	21	21.0	21	0
Nov 8	at Cin	W	1/0	0	0	—	—	0
Nov 14	NE	L	1/0	5	41	8.2	11	1
Nov 21	Oak	W	1/0	2	35	17.5	22t	1
Nov 28	at Buf	W	1/0	2	27	13.5	16	0
Dec 5	at Bal	W	1/0	3	49	16.3	28	0
Dec 12	Cin	W	1/0	0	0	0	—	0
Dec 19	NYJ	L	1/0	7	78	11.1	29	0
Dec 23	Car	W	1/0	4	54	13.5	35	0
Jan 2	at Cle	W	1/1	1	16	16.0	16	0
TOTALS			13/1	28	376	13.4	35	2

2010 Postseason (Pittsburgh)

Date	Opp	W/L	P/S	Rec	Yds	Avg	Lg	TD
Jan 15	Bal	W	1/0	4	54	13.5	17	0
Jan 23	NYJ	W	1/0	1	20	20.0	20	0
Feb 6	GB	L	1/0	2	17	8.5	13	0
TOTALS			3/0	7	91	13.0	20	0

2011 (Pittsburgh)

Date	Opp	W/L	P/S	Rec	Yds	Avg	Lg	TD
Sep 11	at Bal	L	1/0	2	20	10.0	11t	1
Sep 18	Sea	W	1/0	2	44	22.0	30	0
Sep 25	at Ind	W	1/0	2	21	10.5	18	0
Oct 2	at Hou	L	1/0	1	10	10.0	10	0
Oct 9	Ten	W	1/0	0	0	—	—	0
Oct 16	Jax	W	1/0	1	32	32.0	32	0
Oct 23	at Arz	W	1/0	5	46	9.2	20	1
Oct 30	NE	W	1/0	5	70	14.0	26	0
Nov 6	Bal	L	—	—	INACTIVE (Knee)	—	—	—
Nov 13	at Cin	W	—	—	INACTIVE (Knee)	—	—	—
Nov 27	at KC	W	1/0	2	25	12.5	13	0
Dec 4	Cin	W	1/0	1	6	6.0	6	0
Dec 8	Cle	W	—	—	INACTIVE (Foot)	—	—	—
Dec 19	at SF	L	—	—	INACTIVE (Foot)	—	—	—
Dec 24	StL	W	—	—	INACTIVE (Foot)	—	—	—
Jan 1	at Cle	W	1/0	1	14	14.0	14	0
TOTALS			11/0	22	288	13.1	32	2

2011 Postseason (Pittsburgh)

Date	Opp	W/L	P/S	Rec	Yds	Avg	Lg	TD
Jan 8	at Den	L	1/0	6	81	13.5	18	0
TOTALS			1/0	6	81	13.5	18	0

2012 (Pittsburgh)

Date	Opp	W/L	P/S	Rec	Yds	Avg	Lg	TD
Sep 9	at Den	L	1/0	4	55	13.8	17	0
Sep 16	NYJ	W	1/0	3	33	11.0	19	0
Sep 23	at Oak	L	1/0	3	33	11.0	21	0
Oct 7	Phi	W	1/0	3	22	7.3	12	0
Oct 11	at Ten	L	1/0	4	43	10.8	22	0
Oct 21	at cin	W	1/1	2	40	20.0	31	0
Oct 28	Was	W	1/1	3	56	18.7	27	0
Nov 4	at NYG	W	1/0	2	20	10.0	16	1
Nov 12	KC	W	1/1	2	30	15.0	31	0
Nov 18	Bal	L	1/1	3	82	27.3	37	0
Nov 25	at Cle	L	1/1	5	75	15.0	27	0
Dec 2	at Bal	W	1/1	5	60	12.0	21	0
Dec 9	SD	L	1/1	2	36	18.0	31	0
Dec 16	at Dal	L	1/0	0	0	—	—	0
Dec 23	Cin	L	1/0	1	13	13.0	13	0
Dec 30	Cle	W	1/0	2	28	14.0	16	0
TOTALS			16/7	44	626	14.2	37	1

2013 (Pittsburgh)

Date	Opp	W/L	P/S	Rec	Yds	Avg	Lg	TD
Sep 8	Ten	L	1/1	7	57	8.1	20	0
Sep 16	at Cin	L	1/1	5	78	15.6	43	0
Sep 22	Chi	L	1/1	4	39	9.8	22	0
Sep 29	at Min	L	1/0	4	57	14.3	36	0
Oct 13	at NYJ	W	1/0	3	70	23.3	55t	1
Oct 20	Bal	W	1/0	1	7	7.0	7	0
Oct 27	at Oak	L	1/1	7	88	12.6	33	1
Nov 3	at NE	L	1/1	6	98	16.3	42	0
Nov 10	Buf	W	1/0	4	13	3.3	9	0
Nov 17	Det	W	1/1	1	2	2.0	2	0
Nov 24	at Cle	W	1/1	6	52	8.7	14	1
Nov 28	at Bal	L	1/0	6	43	7.2	15	1
Dec 8	Mia	L	1/1	4	65	16.3	21	1
Dec 15	Cin	W	1/0	5	38	7.6	21	0
Dec 22	at GB	W	1/1	2	7	3.5	6	1
Dec 29	Cle	W	1/1	2	26	13.0	17	0
TOTALS			16/10	67	740	11.0	55t	6



SANDERS' GAME-BY-GAME

2013 (Pittsburgh)

Date	Opp	W/L	P/S	Rec	Yds	Avg	Lg	TD
Sep 8	Ten	L	1/1	7	57	8.1	20	0
Sep 16	at Cin	L	1/1	5	78	15.6	43	0
Sep 22	Chi	L	1/1	4	39	9.8	22	0
Sep 29	at Min	L	1/0	4	57	14.3	36	0
Oct 13	at NYJ	W	1/0	3	70	23.3	55t	1
Oct 20	Bal	W	1/0	1	7	7.0	7	0
Oct 27	at Oak	L	1/1	7	88	12.6	33	1
Nov 3	at NE	L	1/1	6	98	16.3	42	0
Nov 10	Buf	W	1/0	4	13	3.3	9	0
Nov 17	Det	W	1/1	1	2	2.0	2	0
Nov 24	at Cle	W	1/1	6	52	8.7	14	1
Nov 28	at Bal	L	1/0	6	43	7.2	15	1
Dec 8	Mia	L	1/1	4	65	16.3	21	1
Dec 15	Cin	W	1/0	5	38	7.6	21	0
Dec 22	at GB	W	1/1	2	7	3.5	6	1
Dec 29	Cle	W	1/1	2	26	13.0	17	0
TOTALS			16/10	67	740	11.0	55t	6

2016 (Denver)

Date	Opp	W/L	P/S	Rec	Yds	Avg	Lg	TD
Sep 8	Car	W	1/1	5	49	9.8	15	0
Sep 18	Ind	W	1/1	3	39	13.0	19	0
Sep 25	at Cin	W	1/1	9	117	13.0	41t	2
Oct 2	at TB	W	1/1	8	88	11.0	18	1
Oct 9	Atl	L	1/1	7	80	11.4	26	0
Oct 13	at SD	L	1/1	4	40	10.0	20	0
Oct 24	Hou	W	1/1	4	86	21.5	31	0
Oct 30	SD	W	1/1	4	68	17.0	37	0
Nov 6	at Oak	L	1/1	5	47	9.4	18	0
Nov 13	at NO	W	1/1	5	54	10.8	14	0
Nov 27	KC	L	1/1	7	162	23.1	64	1
Dec 4	at Jax	W	1/1	3	28	9.3	12	0
Dec 11	at Ten	L	1/1	11	100	9.1	17	1
Dec 18	NE	L	1/1	3	48	16.0	21	0
Dec 25	at KC	L	1/1	1	26	26.0	26	0
Jan 1	Oak	W	1/1	0	0	—	—	0
TOTALS			16/16	79	1,032	13.1	64	5

2014 (Denver)

Date	Opp	W/L	P/S	Rec	Yds	Avg	Lg	TD
Sep 7	Ind	W	1/1	6	77	12.8	40	0
Sep 14	KC	W	1/1	8	108	13.5	48	0
Sep 21	at Sea	L	1/1	11	149	13.5	42	0
Oct 5	Arz	W	1/1	7	101	14.4	30	0
Oct 12	at NYJ	W	1/1	3	38	12.7	20	0
Oct 19	SF	W	1/1	3	41	13.7	20	1
Oct 23	SD	W	1/1	9	120	13.3	38	3
Nov 2	at NE	L	1/1	10	151	15.1	28	0
Nov 9	at Oak	W	1/1	5	67	13.4	32t	2
Nov 16	at StL	L	1/1	5	102	20.4	42t	1
Nov 23	Mia	W	1/1	9	125	13.9	35	0
Nov 30	at KC	W	1/1	6	73	12.2	23	0
Dec 7	Buf	W	1/1	4	56	14.0	37	0
Dec 14	at SD	W	1/1	3	53	17.7	33	0
Dec 22	at Cin	L	1/1	6	70	11.7	33	2
Dec 28	Oak	W	1/1	6	73	12.2	31	0
TOTALS			16/16	101	1,404	13.9	48	9

2017 (Denver)

Date	Opp	W/L	P/S	Rec	Yds	Avg	Lg	TD
Sep 11	LAC	W	1/1	3	26	8.7	20	0
Sep 17	Dal	W	1/1	6	62	10.3	25	2
Sep 24	at Buf	L	1/1	7	75	10.7	29	0
Oct 1	Oak	W	1/1	4	27	6.8	15	0
Oct 15	NYG	L	1/1	5	76	15.2	33	0
Oct 22	at LAC	L	—	—	INACTIVE (Ankle)	—	—	—
Oct 30	at KC	L	—	—	INACTIVE (Ankle)	—	—	—
Nov 5	at Phi	L	1/1	1	30	30.0	30	0
Nov 12	NE	L	1/1	6	137	22.8	38	0
Nov 19	Cin	L	1/0	2	15	7.0	10	0
Nov 26	at Oak	L	1/1	3	12	4.0	10	0
Dec 3	at Mia	L	1/1	2	11	5.5	6	0
Dec 10	NYJ	W	1/1	1	16	16.0	16	0
Dec 14	at Ind	W	1/1	7	68	9.7	26	0
Dec 24	at Was	L	—	—	INACTIVE (Ankle)	—	—	—
Dec 31	KC	L	—	—	INACTIVE (Ankle)	—	—	—
TOTALS			12/11	47	555	11.8	38	2

2014 Postseason (Denver)

Date	Opp	W/L	P/S	Rec	Yds	Avg	Lg	TD
Jan 11	Ind	L	1/1	7	46	6.6	17	0
TOTALS			1/1	7	46	6.6	17	0

2015 (Denver)

Date	Opp	W/L	P/S	Rec	Yds	Avg	Lg	TD
Sep 13	Bal	W	1/1	8	65	8.1	18	0
Sep 17	at KC	W	1/1	8	87	10.9	19t	2
Sep 27	at Det	W	1/1	6	87	14.5	34	0
Oct 4	Min	W	1/1	3	68	22.7	43	0
Oct 11	at Oak	W	1/1	9	111	12.3	45	0
Oct 18	at Cle	W	1/1	4	109	27.3	75t	1
Nov 1	GB	W	1/1	2	22	11.0	11	0
Nov 8	at Ind	L	1/1	6	90	15.0	64t	1
Nov 15	KC	L	1/1	0	0	—	—	0
Nov 22	at Chi	W	—	—	INACTIVE (Ankle)	—	—	—
Nov 29	NE	W	1/1	6	113	18.8	39	0
Dec 6	at SD	W	1/1	3	19	6.3	9	0
Dec 13	Oak	L	1/1	2	17	8.5	11	0
Dec 20	at Pit	L	1/1	10	181	18.1	61t	1
Dec 28	Cin	W	1/1	4	67	16.8	35	1
Jan 3	SD	W	1/1	5	99	19.8	46	0
TOTALS			15/15	76	1,135	14.9	75t	6

2018 (Denver)

Date	Opp	W/L	P/S	Rec	Yds	Avg	Lg	TD
Sep 9	Sea	W	1/1	10	135	13.5	43t	1
Sep 16	Oak	W	1/1	4	96	24.0	23	0
Sep 23	at Bal	L	1/1	5	38	7.6	9	0
Oct 1	KC	L	1/1	5	45	9.0	17	0
Oct 7	at NYJ	L	1/1	9	72	8.0	13	0
Oct 14	LAR	L	1/1	7	115	16.4	43	1
Oct 18	at Arz	W	1/1	6	102	17.0	64t	1
Oct 28	at KC	L	1/1	4	57	14.3	49	0
Nov 4	Hou	L	1/1	6	47	7.8	18	0
Nov 18	at LAC	W	1/1	4	56	14.0	38	0
Nov 25	Pit	W	1/1	7	86	12.3	38	1
Dec 2	at Cin	W	1/1	4	19	3.8	14	0
PLACED ON INJURED RESERVE (Achilles) ON 12/5								
TOTALS			12/12	71	868	12.2	64t	4

2015 Postseason (Denver)

Date	Opp	W/L	P/S	Rec	Yds	Avg	Lg	TD
Jan 17	Pit	W	1/1	5	85	17.0	34	0
Jan 24	NE	W	1/1	5	62	12.4	34	0
Feb 7	Car	W	1/1	6	83	13.8	25	0
TOTALS			3/3	16	230	14.4	34	0



25

CB

RICHARD SHERMAN

6-3 | 205 | STANFORD

3.30.88 | COMPTON, CA | 9TH YEAR | ACQUIRED FA '18

AWARDS & HONORS

- 2011:** PFWA All-Rookie Team
- 2012:** AP All-Pro First Team, PFWA First-Team All-Pro, *Sporting News* First-Team All-Pro, NFC Defensive Player of the Week (Week 10)
- 2013:** Pro Bowl, AP All-Pro First Team, PFWA First-Team All-Pro, *Sporting News* First-Team All-Pro, Two-time NFC Defensive Player of the Week (Weeks 2 and 15)
- 2014:** Pro Bowl, AP First-Team All-Pro, PFWA First-Team All-Pro, *Sporting News* First-Team All-Pro, NFC Defensive Player of the Week (Week 13)
- 2015:** Pro Bowl, AP Second-Team All-Pro, PFWA's Good Guy Award
- 2016:** NFC Pro Bowl
- 2018:** Ed Block Courage Award
- 2019:** 49ers Walter Payton NFL Man of the Year Nominee, AP Second-Team All-Pro, PFWA All-NFC, NFC Pro Bowl, Garry Niver Award, NFLPA Community MVP (Week 11)



SHERMAN'S GOLDEN NUGGETS

- Was the 49ers 2019 Garry Niver Award winner, presented annually by the San Francisco Chapter of the Pro Football Writers of America to a 49ers player for his cooperation and professionalism in helping the pro football writers do their jobs.
- Named the 49ers representative for the Walter Payton Man of the Year Award in 2019, which recognizes an NFL player for his excellence on and off the field.
- In addition to finding success on the football field, Sherman has consistently excelled in the classroom. He became the first Dominguez HS student in 20 years to earn a scholarship from Stanford University after finishing high school with a 4.2 GPA. At Stanford, Sherman carried a 3.7 GPA and graduated with a degree in communications.
- Sherman has also proved himself as a standout track & field athlete. In high school, he earned All-America honors from *USA Today* in the triple jump with a school and league-record jump of 50 feet, 8 inches. He later earned a spot on the Stanford track & field team and competed as a freshman, placing fifth in the triple jump at the Pac-10 Championships.

CAREER HIGHLIGHTS

- Finished the 2013 season with a league-leading 8 INTs. It marked the second-consecutive season Sherman recorded 8 INTs, and again ranked as the third-most by a member of the Seahawks in a single season. Capped off the season with a 43-8 victory over Denver in Super Bowl XLVIII.
- Since entering the NFL in 2011, Sherman has registered 35 INTs and 114 PDs. His 35 INTs lead the league, and his 114 PDs rank 3rd among all active players.



MOST INTs AMONG ALL ACTIVE PLAYERS SINCE 2011

Player	INTs
1. Richard Sherman, SF	35
2. Reggie Nelson, Oak.	29
3. Marcus Peters, LAR	27
4t. Earl Thomas, Sea.	25
Patrick Peterson, Arz.	25

MOST PDs AMONG ALL ACTIVE PLAYERS SINCE 2011

Player	PDs
1. Joe Haden, Pit.	119
2. Johnathan Joseph, Hou.	118
3. Richard Sherman, SF	114
4. Stephon Gilmore, NE	111
5. Janoris Jenkins, NYG	107

- As a rookie with Seattle in 2011, his 4 INTs in just 10 starts tied for the second-most by a rookie in franchise history.

2019 HIGHLIGHTS

- Started all 15 games in which he appeared and registered 61 tackles, 3 INTs, 1 INT returned for a TD and 11 PDs. Started all 3 postseason games and tallied 9 tackles, 2 INTs, 2 PDs and 1 FF.
- Picked off Buccaneers QB Jameis Winston at TB (9/8) and returned it 31 yds. for a TD. It marked his first INT and TD as a member of the 49ers. It also marked his first TD since 9/29/13 at Hou., as a member of the Seattle Seahawks.
- Intercepted Browns QB Baker Mayfield vs. Cle. (10/7).

SHERMAN'S GAME-BY-GAME

2019

Date	Opp	W/L	P/S	Tot	Sol	Ast	Sk	Yds	Int	Yds	PD	FF	FR	Yds
Sep 8	at TB	W	1/1	5	4	1	0.0	0.0	1	31	2	0	0	0
Sep 15	at Cin	W	1/1	4	2	2	0.0	0.0	0	0	0	0	0	0
Sep 22	Pit	W	1/1	2	1	1	0.0	0.0	0	0	2	0	0	0
Oct 7	Cle	W	1/1	4	4	0	0.0	0.0	1	13	2	0	0	0
Oct 13	at LAR	W	1/1	4	3	1	0.0	0.0	0	0	0	0	0	0
Oct 20	at Was	W	1/1	0	0	0	0.0	0.0	0	0	0	0	0	0
Oct 27	Car	W	1/1	5	5	0	0.0	0.0	1	21	1	0	0	0
Oct 31	at Arz	W	1/1	5	2	3	0.0	0.0	0	0	1	0	0	0
Nov 11	Sea	L	1/1	6	3	3	0.0	0.0	0	0	1	0	0	0
Nov 17	Arz	W	1/1	3	3	0	0.0	0.0	0	0	1	0	0	0
Nov 24	GB	W	1/1	1	1	0	0.0	0.0	0	0	0	0	0	0
Dec 1	at Bal	L	1/1	7	7	0	0.0	0.0	0	0	0	0	0	0
Dec 8	at NO	W	1/1	7	7	0	0.0	0.0	0	0	1	0	0	0
Dec 15	Atl	L	—	—	—	—	INACTIVE (Hamstring)	—	—	—	—	—	—	—
Dec 21	LAR	W	1/1	4	4	0	0.0	0.0	0	0	0	0	0	0
Dec 29	at Sea	W	1/1	4	2	2	0.0	0.0	0	0	0	0	0	0
TOTALS				15/15	61	48	13	0.0	0.0	3	65	11	0	0

2019 Postseason

Date	Opp	W/L	P/S	Tot	Sol	Ast	Sk	Yds	Int	Yds	PD	FF	FR	Yds
Jan 11	Min	W	1/1	1	1	0	0.0	0.0	1	13	1	0	0	0
Jan 19	GB	W	1/1	3	2	1	0.0	0.0	1	3	1	0	0	0
Feb 2	at KC	L	1/1	5	3	2	0.0	0.0	0	0	0	1	0	0
TOTALS				3/3	9	6	3	0.0	0.0	2	16	2	1	0



2019 HIGHLIGHTS (CONTINUED)

- Part of the 49ers secondary that held the Rams to 48 net yds. passing at LAR (10/13).
- Part of the 49ers secondary held the Redskins to 50 total net yds. passing at Was. (10/20). Along with the 48 total net yds. passing allowed at LAR (10/13), the team's 98 total net yds. passing allowed combined over the last two weeks are the fewest allowed by the team over a 2-game span since allowing 62 total net yds. passing on 11/6/77 at Atl. (29) and 11/13/77 at NO (33) and the 3rd-fewest by the team in a 2-game span in the Super Bowl era according to the Elias Sports Bureau.
- Intercepted Panthers QB Kyle Allen vs. Car. (10/27), marking his 3rd INT of the season. The INT led to RB Tevin Coleman's 1-yd. TD run.
- Picked off Vikings QB Kirk Cousins vs. Min. (1/11/20 - NFC-D), marking his 3rd career postseason INT and first since 1/18/14 vs. GB (NFC-C) as a member of the Seattle Seahawks. The INT led to a 2-yd. TD run by RB Tevin Coleman.
- Picked off Packers QB Aaron Rodgers late in the 4th Qtr. to seal the victory for the 49ers vs. GB (1/19/20 - NFC-C).

GOLDMINE

- Prior to Week 2's matchup in Cincinnati during the 2019 season, the 49ers spent time in Youngstown, Ohio, where they participated in the Community Blitz. Sherman and some of his teammates joined the students at Williamson Elementary School to talk about inclusion and anti-bullying. They played spoke at an assembly before helping the kids write compliment cards and discuss how to be kind to one another.
- Sherman, born and raised in Compton, CA, epitomizes the idea of a success story and was heavily influenced by his parents, Beverly and Kevin. Beverly works with disabled, inner-city children, while Kevin works as a garbage truck driver. Kevin's day begins at 3:45 a.m. and he continues to work, even after Richard found success in the NFL. "It forced my brother and me to understand priorities and family," Richard said. For Kevin, it was about showing his children the value of finishing what you start. "I always tell my kids to finish," Kevin said. "It's all about finishing what I started."



- Sherman launched his own foundation, Blanket Coverage, in 2013. The foundation provides school supplies and clothing to students in low-income communities so they can more adequately achieve their goals. Sherman has hosted a variety of events with his foundation, including clothing drives, softball tournaments and trips to local schools. Sherman was influenced as a student at Dominguez HS after Magic Johnson gave an inspirational speech at his school, stressing the values of education. Information on Sherman's foundation can be found at <https://www.richardsherman25.com>.



- Sherman is one of five NFL players that holds a charitable partnership with Microsoft. In October of 2017, Sherman's organization was granted \$25,000 from the company, which he intends to use by building a Microsoft Surface computer lab at Compton HS. Sherman, a Compton native, wants to utilize his partnership to prove to students in low-income areas that everyone has great potential, and with the power of proper technology and school supplies, students of all backgrounds have the ability to be successful in school and accomplish their goals.
- During the 2017 offseason, Sherman and his organization, Blanket Coverage, held their biggest backpack giveaway to date. Sherman's organization provided backpacks and free food on a first come, first serve basis to children in the Seattle area. Sherman and volunteers distributed backpacks, met with local families, took photos and participated in fun activities with the kids, which even included Sherman himself feeling the wrath of the dunk tank.
- After serving as the Seahawks team representative with the NFL Player's Association since 2014, Sherman was promoted to the organization's executive committee as vice president in 2016. The NFLPA serves as a union for professional football players and provides support for current and former players, while also enhancing their experiences in community-related organizations across the league.



- Since he was a child, Sherman has always thought about his future endeavors as a father, which became a reality with the birth of his son, Rayden, in February of 2015, and his daughter, Avery, in April of 2016. "I've thought about my kids since I was a kid. The greatest impact I could have on the world is raising good kids," Sherman said in a self-composed Players Tribune piece. "Football is something that I felt like I was born to do, and I was blessed with ability and the great fortune to be able to play it professionally, and I'm thankful for that and I take that very serious, and I want to be one of the best to ever do it. But in the end, being a great father, it's like the best thing you could ever be - to watch my son and daughter grow up to be incredible people and watch them make a greater impact on this world than I ever could."





SHERMAN'S CAREER STATISTICS

YEAR	TEAM	GP	GS	TACKLES					INTERCEPTIONS					FUMBLES		
				TOT	SOL	AST	SACKS	YDS	INT	YDS	LG	TD	PD	FF	FR	YDS
2011	SEA	16	10	53	46	7	0.0	0.0	4	45	33	0	17	1	0	0
2012	SEA	16	16	62	52	10	1.0	16.0	8	57	29	1	24	3	1	0
2013	SEA	16	16	49	38	11	0.0	0.0	8	125	58t	1	16	0	2	0
2014	SEA	16	16	57	45	12	0.0	0.0	4	81	53	0	8	1	0	0
2015	SEA	16	16	50	32	18	0.0	0.0	2	30	26	0	14	0	0	0
2016	SEA	16	16	58	38	20	0.0	0.0	4	37	31	0	13	0	1	14
2017	SEA	9	9	35	25	10	0.0	0.0	2	20	19	0	7	0	1	0
2018	SF	14	14	37	30	7	1.0	7.0	0	0	—	0	4	0	1	0
2019	SF	15	15	61	48	13	0.0	0.0	3	65	31	1	11	0	0	0
TOTALS		134	128	462	354	108	2.0	23.0	35	460	58t	3	114	5	6	14

PLAYOFFS

YEAR	TEAM	GP	GS	TACKLES					INTERCEPTIONS					FUMBLES		
				TOT	SOL	AST	SACKS	YDS	INT	YDS	LG	TD	PD	FF	FR	YDS
2012	SEA	2	2	0	0	0	0.0	0.0	0	0	—	0	3	0	0	0
2013	SEA	3	3	10	4	6	0.0	0.0	0	0	—	0	2	0	0	0
2014	SEA	3	3	10	7	3	0.0	0.0	2	0	0	0	3	0	0	0
2015	SEA	2	2	9	8	1	0.0	0.0	0	0	—	0	2	0	0	0
2016	SEA	2	2	13	7	6	0.0	0.0	0	0	—	0	0	0	0	0
2019	SF	3	3	9	6	3	0.0	0.0	2	16	13	0	2	1	0	0
TOTALS		15	15	51	32	19	0.0	0.0	4	16	13	0	12	1	0	0

Additional Statistics:

Special Teams Tackles – 2: 2011 (2)

Punt Returns – 4: 2013 (1); 2014 (1); 2015 (1); 2016 (1)

Punt Return Yards – 64: 2013 (–6); 2014 (0); 2015 (64); 2016 (6)

Milestones:

NFL Debut: at SF (9/11/11); **First Start:** vs. Cin. (10/30/11); **First INT:** Regular Season – vs. Cin. (10/30/11 – QB Andy Dalton); Postseason – vs. Car. (1/10/15 – Cam Newton); **First INT Returned for a TD:** vs. Arz. (12/9/12 – QB John Skelton); **First Sack:** vs. NYJ (11/11/12 – QB Mark Sanchez); **First FF:** Regular Season – at Dal. (11/6/11 – WR Dez Bryant); Postseason – at KC (2/2/20 – RB Damien Williams); **First FR:** vs. Arz. (12/9/12 – QB Ryan Lindley)

SHERMAN'S CAREER MULTI-INTERCEPTION GAMES (6)

Date	Opp	INTs	Yds	QB	Date	Opp	INTs	Yds	QB
12/9/12	vs. Arz.	2	19	John Skelton (2)	11/27/14	at SF	2	6	Colin Kaepernick (2)
12/15/13	at NYG	2	1	Eli Manning (2)	10/2/16	at NYJ	2	6	Ryan Fitzpatrick (2)
12/22/13	vs. Arz.	2	0	Carson Palmer (2)	10/29/17	vs. Hou.	2	20	Deshaun Watson (2)

SHERMAN'S CAREER HIGHS

Total Tackles: Regular Season – 8 (5 times) Last at NO (10/30/16);

Postseason – 8 at Atl. (1/14/16)

Solo: Regular Season – 7 (3 times) Last at NO (12/8/19); Postseason – 6 at Min. (11/10/15)

Assists: Regular Season – 5 vs. Ari. (12/22/13); Postseason – 4 at Atl. (1/14/16)

Interceptions: Regular Season – 2 (6 times) Last vs. Hou. (10/29/17); Postseason – 1 (4 times) Last vs. GB (1/19/20)

Interception Returns For TD: Regular Season – 1 (3 times) Last at TB (9/8/19)

Sacks: Regular Season – 1 (2 times) Last at Arz. (10/28/18)

Passes Defensed: Regular Season – 4 (2 times) Last at Dal. (11/1/15); Postseason – 3 at Atl. (1/13/13)

Forced Fumbles: Regular Season – 1 (5 times) Last vs. Oak. (12/9/14); Postseason – 1 at KC (2/2/20)

Fumble Recoveries: Regular Season – 1 (3 times) Last vs. SF (9/17/17)

SHERMAN'S TRANSACTIONS

Originally a 5th-round (154th overall) draft choice by Sea. in 2011...Signed a four-year extension with Sea. through 2018 on 5/7/14...Placed on the Injured Reserve List on 11/14/17...Released by Seattle on 3/9/18...Signed a three-year deal with SF on 3/11/18.



2018 (SAN FRANCISCO)

- In his first season with the 49ers, started all 14 games in which he appeared and registered 37 tackles, 4 PDs, 1 FR and 1.0 sack.
- Recorded 2 tackles, 1 FR and 1 PD, the 100th of his career, at Min. (9/9).
- Registered his first sack as a member of the 49ers and 2nd of his career by taking down Cardinals QB Josh Rosen for a 7-yd. loss at Arz. (10/28). Also registered 7 tackles and 1 PD.

2017 (SEATTLE)

- Started the first 9 games of the season and recorded 58 tackles, 7 PDs, 2 INTs and 1 FR before being placed on the Injured Reserve List on 11/14 with an achilles injury.
- In a 41-38 victory vs. Hou. (10/29), picked off two Texans QB Deshaun Watson passes in the 2nd half.

2016 (SEATTLE)

- Started all 16 games and tallied 80 tackles, 13 PDs, 4 INTs and 1 FR. In 2 postseason starts, registered 13 tackles.
- Recorded 5 tackles and 2 INTs at NYJ (10/2).
- Tied a career high with 8 tackles at NO (10/30).
- Tallied 1 INT vs. Buf (11/7), picking off Bills QB Tyrod Taylor and returning the ball 31 yds.
- Registered his 4th INT of the year, picking off Eagles QB Carson Wentz vs. Phi (11/20).

2015 (SEATTLE)

- Started all 16 games and recorded 50 tackles, 15 PDs and 2 INTs. Finished with 9 tackles and 2 PDs in 2 postseason starts.
- Part of a Seattle unit that held the Bears offense scoreless with just 63 passing yds. vs. Chi. (9/27). The Seahawks forced the Bears to punt 10 times in the game, which set a season high among all NFL teams.
- Recorded 8 tackles at Cin. (10/11), which tied a career high.
- Tied a career high with 4 PDs at Dal (11/1).
- Intercepted Steelers QB Ben Roethlisberger and returned the ball 26 yds. in the 4th quarter vs. Pit (11/29). Added 5 tackles and 2 PDs.

2014 (SEATTLE)

- Started all 16 games and registered 57 tackles, 8 PDs, 4 INTs and 1 FF. In 3 postseason starts, recorded 10 tackles and 2 INTs.
- Finished with 3 tackles, 1 INT and 1 FF vs. Oak (11/2). Registered his 1st INT of the year, picking off Raiders QB Derek Carr.
- Recorded 2 INTs at SF (11/27), marking his third career game with multiple INTs.
- Recorded his first career postseason INT vs. Car. (1/10/15 - NFC-D), intercepting Panthers QB Cam Newton in the 1st quarter of the game.
- Recorded a postseason INT for the second-consecutive week after intercepting Packers QB Aaron Rodgers, while adding 4 tackles vs. GB (1/18/15 - NFC-C).

2013 (SEATTLE)

- Started all 16 games and finished with 49 tackles, 16 PDs, a league-best 8 INTs and 2 FR. Started all 3 postseason games and finished with 10 tackles and 2 PDs.
- Intercepted Texans QB Matt Schaub in an overtime win at Hou., returning the ball 58 yds. for a TD. Added 2 tackles and 2 PDs.
- Intercepted Titans QB Ryan Fitzpatrick in the 4th Qtr. vs. Ten. (10/13).
- Voted the NFC Defensive Player of the Week after tallying 2 INTs, 2 tackles and 1 FR at NYG (12/15).
- Registered 2 INTs for the second-consecutive game vs. Ari. (12/22), while also tying a career high with 8 tackles.
- Started at CB and tallied 3 tackles and 1 PD at Den. (2/2/14 - Super Bowl XLVII).

2012 (SEATTLE)

- Started all 16 games and totaled 62 tackles, 24 PDs, 8 INTs, 3 FFs, 1.0 sack and 1 FR. In 2 postseason starts, tallied 3 PDs.
- Recorded his 1st career FF at SF (10/18) after knocking the ball loose from 49ers WR Randy Moss on the opening drive of the game.
- Registered 1 INT, 1 FF and 1.0 sack vs. NYJ (11/12). Intercepted Jets QB Mark Sanchez while backed up at their own 6-yd. line in the 2nd Qtr. Later, forced a Sanchez fumble while recording his first career sack in the 4th Qtr.
- Logged his first career game with multiple INTs vs. Arz. (12/9), stealing two passes from Cardinals QB John Skelton, the first of which he returned 19 yds. for a TD. In the 4th Qtr., registered his first career FR after picking up a Skelton fumble.
- Tallied 5 tackles, 4 PDs and 1 INT in a victory vs. SF (12/23). Additionally, recovered a blocked FGA and returned the ball 90 yds. for a TD.
- Intercepted Rams QB Sam Bradford, his 8th of the year, vs. StL (12/30).
- Set a postseason career high with 3 PDs at Atl. (1/13/13 - NFC-D).

2011 (SEATTLE)

- Saw action in all 16 games (10 starts) and registered 53 tackles, 17 PDs, 4 INTs and 1 FF.
- Registered his first career INT in his first career start, along with 3 PDs vs. Cin. (10/30).
- Recorded his first FF after knocking the ball loose from Cowboys WR Dez Bryant in the 2nd Qtr. at Dal. (11/6).
- Totaled 7 tackles and 1 INT vs. Was. (11/27).
- Tallied 6 tackles and 1 INT, his fourth of the year, at Arz. (1/1/12).



COLLEGE

Saw action in 52 games (37 starts) in five seasons at Stanford. Played his first three seasons at WR and totaled 81 receipts. for 1,340 yds. and 7 TDs. Transitioned to CB for his final two seasons and recorded 112 tackles, 17 PDs and 6 INTs. On special teams, logged 23 punt returns for 215 yds. and 2 TDs. As a redshirt senior, appeared in 12 games (10 starts) and earned Honorable Mention All-Pac-10 honors after totaling 50 tackles, 9 PDs, 4 INT and 2 FFs. After making the switch to CB as a true senior, tallied 62 tackles, 8 PDs and 2 INTs. Granted a medical redshirt year after making just 4 starts at WR his junior year, catching 8 passes for 108 yds. Saw action in 11 games (6 starts) as a sophomore and led the team in receiving yds. (651) for the second-consecutive season. As a true freshman, played in 12 games (5 starts) and made an immediate impact, leading the team in receipts. (34) and yds. (581). Received First-Team Pac-10 All-Freshman honors from *The Sporting News* following his freshman season.

PERSONAL

- Attended Dominguez (Compton, CA) HS where he contributed on all three phases, recording 28 receipts. for 870 yds. on the offensive side of the ball, and 45 tackles, 8 PDs and 1 INT as a DB. Added 3 punt return TDs.
- Graduated from Stanford with a degree in communications.
- Two-year letterwinner with Stanford's track and field team. In 2007, his triple jump of 50 feet, a personal record, placed 9th in school history.
- Born Richard Kevin Sherman (3/30/88) in Compton, CA.
- Married to the former Ashley Moss. The couple have two children, Rayden and Avery.

INJURY REPORT

2017: Placed on the Injured Reserve List on 11/14 with an achilles injury.

2018: Inactive 2 games [at LAC (9/30) and vs. LAR (10/21)] with a calf injury.

2019: Inactive vs. Atl. (12/15) with a hamstring injury.

SHERMAN'S GAME-BY-GAME

2011 (Seattle)

Date	Opp	W/L	P/S	Tot	Sol	Ast	Sk	Yds	Int	Yds	PD	FF	FR	Yds
Sep 11	at SF	L	1/0	0	0	0	0.0	0.0	0	0	0	0	0	0
Sep 18	at Pit	L	1/0	0	0	0	0.0	0.0	0	0	0	0	0	0
Sep 25	Arz	W	1/0	0	0	0	0.0	0.0	0	0	0	0	0	0
Oct 2	Atl	L	1/0	0	0	0	0.0	0.0	0	0	0	0	0	0
Oct 9	at NYG	W	1/0	3	2	1	0.0	0.0	0	0	0	0	0	0
Oct 23	at Cle	W	1/0	5	4	1	0.0	0.0	0	0	0	0	0	0
Oct 30	Cin	L	1/1	5	4	1	0.0	0.0	1	0	3	0	0	0
Nov 6	at Dal	L	1/1	5	4	1	0.0	0.0	0	0	1	1	0	0
Nov 13	Bal	W	1/1	3	2	1	0.0	0.0	0	0	2	0	0	0
Nov 20	at StL	W	1/1	5	5	0	0.0	0.0	0	0	2	0	0	0
Nov 27	Was	L	1/1	7	5	2	0.0	0.0	1	7	1	0	0	0
Dec 1	Phi	W	1/1	4	4	0	0.0	0.0	0	0	1	0	0	0
Dec 12	StL	W	1/1	4	4	0	0.0	0.0	0	0	2	0	0	0
Dec 18	at Chi	W	1/1	1	1	0	0.0	0.0	1	5	2	0	0	0
Dec 24	SF	W	1/1	5	5	0	0.0	0.0	0	0	2	0	0	0
Jan 1	at Arz	W	1/1	6	6	0	0.0	0.0	1	33	1	0	0	0
TOTALS			16/10	53	46	7	0.0	0.0	4	45	17	1	0	0

2012 (Seattle)

Date	Opp	W/L	P/S	Tot	Sol	Ast	Sk	Yds	Int	Yds	PD	FF	FR	Yds
Sep 9	at Arz	L	1/1	4	4	0	0.0	0.0	1	0	2	0	0	0
Sep 16	Dal	W	1/1	4	4	0	0.0	0.0	0	0	1	0	0	0
Sep 24	GB	W	1/1	4	2	2	0.0	0.0	0	0	1	0	0	0
Sep 30	at StL	L	1/1	3	3	0	0.0	0.0	1	29	2	0	0	0
Oct 7	at Car	W	1/1	5	5	0	0.0	0.0	0	0	1	1	0	0
Oct 14	NE	W	1/1	3	3	0	0.0	0.0	1	0	3	0	0	0
Oct 18	at SF	L	1/1	3	3	0	0.0	0.0	0	0	1	1	0	0
Oct 28	at Det	L	1/1	8	6	2	0.0	0.0	0	0	0	0	0	0
Nov 4	Min	W	1/1	1	1	0	0.0	0.0	0	0	0	0	0	0
Nov 11	NYJ	W	1/1	3	2	1	1.0	16.0	1	0	3	1	0	0
Nov 25	at Mia	L	1/1	3	3	0	0.0	0.0	0	0	1	0	0	0
Dec 2	at Chi	W	1/1	5	5	0	0.0	0.0	0	0	1	0	0	0
Dec 9	Arz	W	1/1	2	1	1	0.0	0.0	2	19	3	0	1	0
Dec 16	at Buf	W	1/1	6	5	1	0.0	0.0	0	0	0	0	0	0
Dec 23	SF	W	1/1	5	5	0	0.0	0.0	1	0	4	0	0	0
Dec 30	StL	W	1/1	3	0	3	0.0	0.0	1	9	1	0	0	0
TOTALS			16/16	62	52	10	1.0	16.0	8	57	24	3	1	0

2012 Postseason (Seattle)

Date	Opp	W/L	P/S	Tot	Sol	Ast	Sk	Yds	Int	Yds	PD	FF	FR	Yds
Jan 6	at Was	W	1/1	0	0	0	0.0	0.0	0	0	0	0	0	0
Jan 13	at Atl	L	1/1	0	0	0	0.0	0.0	0	0	3	0	0	0
TOTALS			2/2	0	0	0	0.0	0.0	0	0	3	0	0	0

2013 (Seattle)

Date	Opp	W/L	P/S	Tot	Sol	Ast	Sk	Yds	Int	Yds	PD	FF	FR	Yds
Sep 8	at Car	W	1/1	2	2	0	0.0	0.0	0	0	1	0	0	0
Sep 15	SF	W	1/1	2	2	0	0.0	0.0	1	28	1	0	0	0
Sep 22	Jax	W	1/1	0	0	0	0.0	0.0	0	0	0	0	0	0
Sep 29	at Hou	W	1/1	4	4	0	0.0	0.0	1	58	2	0	0	0
Oct 6	at Ind	L	1/1	3	3	0	0.0	0.0	0	0	0	0	0	0
Oct 13	Ten	W	1/1	4	1	3	0.0	0.0	1	0	1	0	0	0
Oct 17	at Arz	W	1/1	7	6	1	0.0	0.0	0	0	2	0	1	0
Oct 28	at StL	W	1/1	3	3	0	0.0	0.0	1	38	1	0	0	0
Nov 3	TB	W	1/1	3	2	1	0.0	0.0	0	0	0	0	0	0
Nov 10	at Atl	W	1/1	3	3	0	0.0	0.0	0	0	0	0	0	0
Nov 17	Min	W	1/1	0	0	0	0.0	0.0	0	0	0	0	0	0
Dec 2	NO	W	1/1	3	3	0	0.0	0.0	0	0	2	0	0	0
Dec 8	at SF	L	1/1	3	3	0	0.0	0.0	0	0	0	0	0	0
Dec 15	at NYG	W	1/1	2	2	0	0.0	0.0	2	1	3	0	1	0
Dec 22	Arz	L	1/1	8	3	5	0.0	0.0	2	0	2	0	0	0
Dec 29	StL	W	1/1	2	1	1	0.0	0.0	0	0	1	0	0	0
TOTALS			16/16	49	38	11	0.0	0.0	8	125	16	0	2	0

2013 Postseason (Seattle)

Date	Opp	W/L	P/S	Tot	Sol	Ast	Sk	Yds	Int	Yds	PD	FF	FR	Yds
Jan 11	NO	W	1/1	5	2	3	0.0	0.0	0	0	0	0	0	0
Jan 19	SF	W	1/1	2	0	2	0.0	0.0	0	0	1	0	0	0
Feb 2	at Den	W	1/1	3	2	1	0.0	0.0	0	0	1	0	0	0
TOTALS			3/3	10	4	6	0.0	0.0	0	0	2	0	0	0



SHERMAN'S GAME-BY-GAME

2014 (Seattle)

Date	Opp	W/L	P/S	Tot	Sol	Ast	Sk	Yds	Int	Yds	PD	FF	FR	Yds
Sep 4	GB	W	1/1	0	0	0	0.0	0.0	0	0	0	0	0	0
Sep 14	at SD	L	1/1	6	6	0	0.0	0.0	0	0	0	0	0	0
Sep 21	Den	W	1/1	4	4	0	0.0	0.0	0	0	1	0	0	0
Oct 6	at Was	W	1/1	0	0	0	0.0	0.0	0	0	0	0	0	0
Oct 12	Dal	L	1/1	8	5	3	0.0	0.0	0	0	0	0	0	0
Oct 19	at StL	L	1/1	4	4	0	0.0	0.0	0	0	1	0	0	0
Oct 26	at Car	W	1/1	5	3	2	0.0	0.0	0	0	0	0	0	0
Nov 2	Oak	W	1/1	3	3	0	0.0	0.0	1	22	2	1	0	0
Nov 9	NYG	W	1/1	3	2	1	0.0	0.0	0	0	0	0	0	0
Nov 16	at KC	L	1/1	4	3	1	0.0	0.0	0	0	0	0	0	0
Nov 23	Arz	W	1/1	4	1	3	0.0	0.0	0	0	1	0	0	0
Nov 27	at SF	W	1/1	2	2	0	0.0	0.0	2	6	2	0	0	0
Dec 7	at Phi	W	1/1	2	2	0	0.0	0.0	0	0	0	0	0	0
Dec 14	SF	W	1/1	4	3	1	0.0	0.0	0	0	0	0	0	0
Dec 21	at Arz	W	1/1	4	3	1	0.0	0.0	1	53	1	0	0	0
Dec 28	StL	W	1/1	4	4	0	0.0	0.0	0	0	0	0	0	0
TOTALS			16/16	57	45	12	1.0	9.0	4	81	8	2	0	0

2014 Postseason (Seattle)

Date	Opp	W/L	P/S	Tot	Sol	Ast	Sk	Yds	Int	Yds	PD	FF	FR	Yds
Jan 10	Car	W	1/1	3	2	1	0.0	0.0	1	0	2	0	0	0
Jan 18	GB	W	1/1	4	3	1	0.0	0.0	1	0	1	0	0	0
Feb 1	NE	L	1/1	3	2	1	0.0	0.0	0	0	0	0	0	0
TOTALS			3/3	10	7	3	0.0	0.0	0	0	3	0	0	0

2015 (Seattle)

Date	Opp	W/L	P/S	Tot	Sol	Ast	Sk	Yds	Int	Yds	PD	FF	FR	Yds
Sep 13	at StL	L	1/1	3	2	1	0.0	0.0	0	0	1	0	0	0
Sep 20	at GB	L	1/1	0	0	0	0.0	0.0	0	0	0	0	0	0
Sep 27	Chi	W	1/1	1	0	1	0.0	0.0	0	0	1	0	0	0
Oct 5	Det	W	1/1	5	3	2	0.0	0.0	0	0	0	0	0	0
Oct 11	at Cin	L	1/1	8	6	2	0.0	0.0	0	0	1	0	0	0
Oct 18	Car	L	1/1	4	2	2	0.0	0.0	0	0	0	0	0	0
Oct 22	at SF	W	1/1	3	2	1	0.0	0.0	0	0	0	0	0	0
Nov 1	at Dal	W	1/1	1	1	0	0.0	0.0	0	0	4	0	0	0
Nov 15	Arz	L	1/1	5	3	2	0.0	0.0	0	0	1	0	0	0
Nov 22	SF	W	1/1	4	2	2	0.0	0.0	0	0	0	0	0	0
Nov 29	Pit	W	1/1	5	2	3	0.0	0.0	1	26	2	0	0	0
Dec 6	at Min	W	1/1	1	1	0	0.0	0.0	0	0	0	0	0	0
Dec 13	at Bal	W	1/1	2	2	0	0.0	0.0	1	4	1	0	0	0
Dec 20	Cle	W	1/1	2	1	1	0.0	0.0	0	0	1	0	0	0
Dec 27	StL	L	1/1	3	2	1	0.0	0.0	0	0	0	0	0	0
Jan 3	at Arz	W	1/1	3	3	0	0.0	0.0	0	0	2	0	0	0
TOTALS			16/16	50	32	18	0.0	0.0	2	30	14	0	0	0

2015 Postseason (Seattle)

Date	Opp	W/L	P/S	Tot	Sol	Ast	Sk	Yds	Int	Yds	PD	FF	FR	Yds
Jan 10	at Min	W	1/1	6	6	0	0.0	0.0	0	0	1	0	0	0
Jan 17	at Car	L	1/1	3	2	1	0.0	0.0	0	0	1	0	0	0
TOTALS			2/2	9	8	1	0.0	0.0	0	0	2	0	0	0

2016 (Seattle)

Date	Opp	W/L	P/S	Tot	Sol	Ast	Sk	Yds	Int	Yds	PD	FF	FR	Yds
Sep 11	Mia	W	1/1	3	2	1	0.0	0.0	0	0	0	0	0	0
Sep 18	at LA	L	1/1	3	2	1	0.0	0.0	0	0	0	0	0	0
Sep 25	SF	W	1/1	2	2	0	0.0	0.0	0	0	1	0	0	0
Oct 2	at NYJ	W	1/1	5	3	2	0.0	0.0	2	6	2	0	0	0
Oct 16	Atl	W	1/1	4	2	2	0.0	0.0	0	0	2	0	0	0
Oct 23	at Arz	T	1/1	3	2	1	0.0	0.0	0	0	1	0	0	0
Oct 30	at NO	L	1/1	8	5	3	0.0	0.0	0	0	0	0	0	0
Nov 7	Buf	W	1/1	5	1	4	0.0	0.0	1	31	1	0	0	0
Nov 13	at NE	W	1/1	7	3	4	0.0	0.0	0	0	0	0	1	14
Nov 20	Phi	W	1/1	4	2	2	0.0	0.0	1	0	2	0	0	0
Nov 27	at TB	L	1/1	2	2	0	0.0	0.0	0	0	0	0	0	0
Dec 4	Car	W	1/1	1	1	0	0.0	0.0	0	0	1	0	0	0
Dec 11	at GB	L	1/1	2	2	0	0.0	0.0	0	0	0	0	0	0
Dec 15	LA	W	1/1	2	2	0	0.0	0.0	0	0	1	0	0	0
Dec 24	Arz	L	1/1	5	4	1	0.0	0.0	0	0	2	0	0	0
Jan 1	at SF	W	1/1	2	2	0	0.0	0.0	0	0	0	0	0	0
TOTALS			16/16	58	38	20	0.0	0.0	4	37	13	0	1	14

2016 Postseason (Seattle)

Date	Opp	W/L	P/S	Tot	Sol	Ast	Sk	Yds	Int	Yds	PD	FF	FR	Yds
Jan 7	Det	W	1/1	5	3	2	0.0	0.0	0	0	0	0	0	0
Jan 14	at Atl	L	1/1	8	4	4	0.0	0.0	0	0	0	0	0	0
TOTALS			2/2	13	7	6	0.0	0.0	0	0	0	0	0	0

2017 (Seattle)

Date	Opp	W/L	P/S	Tot	Sol	Ast	Sk	Yds	Int	Yds	PD	FF	FR	Yds
Sep 10	at GB	L	1/1	2	2	0	0.0	0.0	0	0	0	0	0	0
Sep 17	SF	W	1/1	5	4	1	0.0	0.0	0	0	0	0	1	0
Sep 24	at Ten	L	1/1	3	2	1	0.0	0.0	0	0	1	0	0	0
Oct 1	Ind	W	1/1	2	1	1	0.0	0.0	0	0	1	0	0	0
Oct 8	at LAR	W	1/1	6	6	0	0.0	0.0	0	0	0	0	0	0
Oct 22	at NYG	W	1/1	3	2	1	0.0	0.0	0	0	1	0	0	0
Oct 29	Hou	W	1/1	4	1	3	0.0	0.0	2	20	2	0	0	0
Nov 5	Was	L	1/1	6	4	2	0.0	0.0	0	0	1	0	0	0
Nov 9	at Arz	W	1/1	4	3	1	0.0	0.0	0	0	1	0	0	0

PLACED ON INJURED RESERVE (Achilles) ON 11/14

TOTALS			9/9	35	25	10	0.0	0.0	2	20	7	0	1	0
---------------	--	--	------------	-----------	-----------	-----------	------------	------------	----------	-----------	----------	----------	----------	----------

2018 (San Francisco)

Date	Opp	W/L	P/S	Tot	Sol	Ast	Sk	Yds	Int	Yds	PD	FF	FR	Yds
Sep 9	at Min	L	1/1	2	0	2	0.0	0.0	0	0	1	0	1	0
Sep 16	Det	W	1/1	3	2	1	0.0	0.0	0	0	0	0	0	0
Sep 23	at KC	L	1/1	2	1	1	0.0	0.0	0	0	1	0	0	0
Sep 30	at LAC	L	—	—	—	—	INACTIVE (Calf)	—	—	—	—	—	—	—
Oct 7	Arz	L	1/1	0	0	0	0.0	0.0	0	0	0	0	0	0
Oct 15	at GB	L	1/1	1	1	0	0.0	0.0	0	0	0	0	0	0
Oct 21	LAR	L	—	—	—	—	INACTIVE (Calf)	—	—	—	—	—	—	—
Oct 28	at Arz	L	1/1	7	7	0	1.0	7.0	0	0	1	0	0	0
Nov 1	Oak	W	1/1	3	3	0	0.0	0.0	0	0	0	0	0	0
Nov 12	NYG	L	1/1	3	3	0	0.0	0.0	0	0	1	0	0	0
Nov 25	at TB	L	1/1	3	3	0	0.0	0.0	0	0	0	0	0	0
Dec 2	at Sea	L	1/1	0	0	0	0.0	0.0	0	0	0	0	0	0
Dec 9	Den	W	1/1	5	5	0	0.0	0.0	0	0	0	0	0	0
Dec 16	Sea	W	1/1	3	2	1	0.0	0.0	0	0	0	0	0	0
Dec 23	Chi	L	1/1	3	2	1	0.0	0.0	0	0	0	0	0	0
Dec 30	at LAR	L	1/1	2	1	1	0.0	0.0	0	0	0	0	0	0
TOTALS			14/14	37	30	7	1.0	7.0	0	0	4	0	1	0



67 JUSTIN SKULE

OL

6-6 | 315 | VANDERBILT

11.23.96 | CLIFTON, VA | ROOKIE | ACQUIRED D-6B IN '19

2019 HIGHLIGHTS

- Appeared in all 16 games (8 starts). Also appeared in all 3 postseason games.
- Part of an offensive line that helped the 49ers rush for 259 yds. at Cin. (9/22), the most by the team since 12/20/14 vs. SD (355 rushing yds.). It also marked the most rushing yds. by the team on the road since 11/29/10 at Arz. (261 rushing yds.). Additionally, the offensive line did not allow a sack on 25 pass attempts by QB Jimmy Garoppolo and 1 attempt by WR Dante Pettis.
- Helped the 49ers rush for 275 yds. and 2 TDs on 40 carries (6.9 avg.) vs. Cle. (10/7), the most rushing yds. by the team in a single game since 12/20/14 (355 vs. SD).
- Helped the 49ers rush for 232 yds. and 5 TDs on 38 carries (6.1 avg.) vs. Car. (10/27). The 5 rushing TDs were the most by the 49ers in a single-game since 10/18/92 vs. Atl. (5 rushing TDs).
- Helped the 49ers offense rush for 186 yds. and 2 TDs on 47 carries vs. Min. (1/11/20 - NFC-D). The 47 rushing atts. are the most in a postseason game in franchise history and the 186 rushing yds. are the 5th-most in a postseason game in franchise history.

GOLDMINE

- Skule's father, Joshua, has been an FBI agent for over 20 years, having spent a decade each in Chicago and Washington D.C. Currently, he is the Executive Assistant Director for Intelligence. He was appointed counter terrorism section chief by former FBI director Robert Mueller in 2012 and head of intelligence by former FBI director James Comey in 2016. Joshua deals with terrorism, election hacking, mass shootings and mandates from the White House on any given work day, and not even gameday is an exception. If a "significant crisis event" occurs, Joshua must be ready to take a high-priority conference call, regardless of what is happening on the field. "I'm always curious about who he's talking to when he takes those calls, but he can't say," Justin said. "When I'm playing a game, I obviously don't know what's going on with him," said Justin. "But when I've been with him at my younger siblings' games, he'll get one of those calls, and you just know it's important."
- Participated in the 49ers Annual Community Day, helping pack more than 31,000 nutritious meals in collaboration with Feeding Children Anywhere. The meals, along with groceries and backpacks, were distributed to those most in need in East San Jose.

SKULE'S GOLDEN NUGGETS


- Last name is pronounced SKOOL.
- Played ice hockey from the time he was three up until he started high school.
- Comes from an athletic family, as his brother, Jackson, is a redshirt freshman on the offensive line at James Madison, and his father, Joshua, played football collegiately at the Naval Academy.

GOLDMINE (CONTINUED)

- On November 26th, 2019, the 49ers teamed up with Martha's Kitchen of San Jose to serve Thanksgiving dinner to over 300 people in need. Members of the team served food, bussed tables and refilled beverages. The team also provided toiletries and giveaways to all those in attendance.



- NFL players had the opportunity to participate in the NFL's annual My Cause, My Cleats campaign during Week 14 of the 2019 season. Skule and his teammates represented their respective causes with custom-designed cleats in an effort to raise awareness and funding. Skule represented Turner's Heroes, and said, "I play for pediatric patients, real-life superheroes."



SKULE'S CAREER STATISTICS

GAMES/STARTS – 16/8: 2019 (16/8)

POSTSEASON GAMES/STARTS – 3/0: 2019 (3/0)

Milestones:

NFL Debut: at TB (9/8/19); First Start: vs. Pit. (9/22/19)

SKULE'S TRANSACTIONS

Originally the second of three 6th-round (183rd overall) draft choices by SF in 2019.



COLLEGE

Appeared in 45 games (40 starts) in four years at Vanderbilt (2015-18). He finished his collegiate career with a consecutive games started streak of 40 games. As a senior in 2018, started all 13 games at LT. As a junior, was named to the 2017 SEC Academic Honor Roll. Started all 12 games at LT. In 2016, was named to the SEC Academic Honor Roll. Started all 13 games and helped pave the way for RB Ralph Webb, who became the school's all-time leading rusher after registering 1,283 yds. on the ground. As a true freshman in 2015, appeared in 7 games (2 starts).

PERSONAL

- Attended Centreville (Clifton, VA) HS where he served as a team captain and led his team to a Class AAA state championship in 2013.
- As a senior, paved the way for an offense that recorded nearly 4,600 rushing yds.
- Also participated in the shot put and discus on the track and field team as a junior.
- Majored in economics at Vanderbilt.
- Son of Joshua and Christy Skule.
- Born Justin Grant Skule (11/23/96) in Clifton, VA.



74

T

JOE STALEY

6-5 | 300 | CENTRAL MICHIGAN

8.30.84 | ROCKFORD, MI | 13TH YEAR | ACQUIRED D-IB IN '07

AWARDS & HONORS

- 2011:** AP Second-Team All-Pro, NFC Pro Bowl, Madden Most Valuable Protectors Award (Week 5), All-NFC West Offense by ESPN's Mike Sando
- 2012:** AP Second-Team All-Pro, NFC Pro Bowl selection (Starter), 2012 Madden Most Valuable Protectors Award, Madden Most Valuable Protectors Award (Week 5), Madden Most Valuable Protectors Award (Week 7), Madden Most Valuable Protectors Award (Week 12)
- 2013:** AP Second-Team All-Pro, Pro Bowl, PFWA All-NFL Team
- 2014:** Pro Bowl, Bobb McKittrick Award
- 2015:** Pro Bowl, Bobb McKittrick Award, 49ers Art Rooney Sportsmanship Award Representative
- 2016:** 49ers Art Rooney Sportsmanship Award Representative
- 2017:** Pro Bowl, 49ers Art Rooney Sportsmanship Award Representative
- 2018:** Garry Niver Award, 49ers Art Rooney Sportsmanship Award Representative
- 2019:** 49ers Art Rooney Sportsmanship Award Representative



CAREER HIGHLIGHTS

- Ranks 5th in franchise history for the most regular season games played by an offensive lineman (181).
- Became the 1st 49ers rookie O-Lineman to start every single game in a season since Cas Banaszek (1968-77), who started all 14 contests in 1968.
- Was 1 of only 3 NFL rookies (former 49ers LB Patrick Willis and Browns LT Joe Thomas) to line up for every single snap in 2007, and was 1 of 35 NFL players overall to accomplish the feat out of 1,898 total players.
- Recovered a fumble for a TD [vs. NYJ (12/7/08)], becoming the 6th offensive lineman in 49ers history to register a TD.
- Started the 150th game of his career vs. Dal. (10/22/17).

2019 HIGHLIGHTS

- Started all 7 games in which he appeared at LT. Also started all 3 postseason games at LT.
- Part of an offensive line that helped the 49ers rush for 259 yds. at Cin. (9/22), the most by the team since 12/20/14 vs. SD (355 rushing yds.). It also marked the most rushing yds. by the team on the road since 11/29/10 at Arz. (261 rushing yds.). Additionally, the offensive line did not allow a sack on 25 pass attempts by QB Jimmy Garoppolo and 1 attempt by WR Dante Pettis.
- Helped the 49ers offense rush for 186 yds. and 2 TDs on 47 carries vs. Min. (1/11/20 - NFC-D). The 47 rushing atts. are the most in a postseason game in franchise history and the 186 rushing yds. are the 5th-most in a postseason game in franchise history.

STALEY'S GOLDEN NUGGETS

- His last name is pronounced STAY-lee.
- Was the 49ers 2018 Garry Niver Award winner, presented annually by the San Francisco Chapter of the Pro Football Writers of America to a 49ers player for his cooperation and professionalism in helping the pro football writers do their jobs.
- One of eight finalists for the annual Art Rooney Sportsmanship Award each year from 2015-19, presented to the NFL player who best demonstrates the qualities of on-field sportsmanship, including fair play, respect for the game and opponents, and integrity in competition.
- During the 2015 offseason, he and his teammates invited Anthony Pineda, a 13-year-old who battled Leukemia, to be a "Captain for the Day" as part of ESPN's "My Wish" program.
- While speaking at the team's 2019 State of the Franchise, Staley, joined by CEO Jed York, general manager John Lynch and head coach Kyle Shanahan, announced that he signed a two-year contract extension earlier that week to keep him on the team through the 2021 season. Staley has spent his entire NFL career with the team, and he doesn't plan on a change in scenery. "Jed, since the moment you guys drafted me in 2007, it's been my absolute honor to play for this franchise," Staley said. "And I want nothing more than to complete my entire career here." He added, "What we want to do is bring you a championship trophy. I want to because this is the only franchise that matters to me."

2019 HIGHLIGHTS (CONTINUED)

- Part of an offensive line that helped the 49ers rush for 285 yds. and 4 TDs on 42 atts. (6.8 avg.) vs. GB (1/19/20 - NFC-C). The team's 285 total rushing yds. were the 2nd-most in postseason franchise history, and the 6th-most by any team in the postseason since 1970. The 285 rushing yds. by the 49ers offense are the most in a Conference Championship Game since 1970.

GOLDMINE

- The 49ers hosted the third annual Crucial Catch Fashion Show presented by Dignity Health on October 2nd, 2019, featuring cancer warriors representing all cancers as they modeled apparel donated by Levi's. Staley and his teammates were paired with each of the warriors to share their stories of strength and courage with the audience and walk the runway.





GOLDMINE (CONTINUED)

- The 49ers worked alongside the humanitarian-relief organization Convoy of Hope on December 4, 2018, and hosted 1,500 guests in-need from Bay Area nonprofits and schools at Levi's® Stadium for a free holiday resource fair. Staley and his 49ers teammates distributed groceries, toys, books, shoes and other holiday offerings to the guests. The attendees also received haircuts, utilized health resources and took family portraits or professional headshots. Convoy of Hope is a nonprofit organization that directs children's feeding initiatives, hosts community outreach programs and provides disaster response resources to those in need in the Bay Area and throughout the world.
- After posing for a photo-shoot, Staley and his teammates joined Levi's in support of breast, colon and pediatric cancer warriors at the Crucial Catch Fashion Show presented by Dignity Health on October 2, 2018. 49ers players and cancer warriors took to the runway to show off their attire and share their stories of strength and courage with the audience.
- In honor of the NFL's Crucial Catch campaign, the 49ers hosted a fashion show on Tuesday, October 17th, 2017, featuring breast cancer and pediatric cancer warriors in apparel donated by Levi's®. Staley, along with his 49ers teammates, walked the runway with cancer warriors as they shared their stories of strength and courage with the audience.



- NFL players had the opportunity to participate in the NFL's annual My Cause, My Cleats campaign during Week 14 of the 2019 season. Staley and his teammates represented their respective causes with custom-designed cleats in an effort to raise awareness and funding. Staley represented Bay Area Women's Sports Initiative, and said, "I play for my wife and daughters."



- In July of 2016, Staley, along with fellow NFL players, appeared on ABC's Family Feud as part of "Celebrity Family Feud." He was part of a team that competed on the iconic game show to win up to \$25,000 for charity. On the show, he was teammates with Pierre Garçon, and the two were teammates on the field with the 49ers for two seasons (2017-18).



- In 2013, Joe was an ambassador for San Francisco's first Electric Run, a 5K race that benefits Smile Train, the world's largest cleft lip and palate charity. The race, which was held at Candlestick Park, raised \$10,000 for Smile Train and more than 8,000 people participated in the event.
- Prior to Super Bowl 50 at Levi's Stadium, Staley gave away a pair of tickets and a signed game-worn jersey to single father Johnel Spivey and his seven-year-old daughter, Jordan. Spivey, 54, had been on dialysis three days a week for the previous six years. Despite surgery, he avoided pain medication so he could stay focused on his daughter's needs.

STALEY'S CAREER STATISTICS

GAMES/STARTS – 181/181: 2007 (16/16); 2008 (16/16); 2009 (9/9); 2010 (9/9); 2011 (16/16); 2012 (16/16); 2013 (16/16); 2014 (16/16); 2015 (16/16); 2016 (13/13); 2017 (15/15); 2018 (16/16); 2019 (7/7)

POSTSEASON GAMES/STARTS – 11/11: 2011 (2/2); 2012 (3/3); 2013 (3/3); 2019 (3/3)

Additional Statistics:

Touchdowns – 1: 2008 [FR in endzone vs. NYJ (12/7/08)]

Receptions – 3: 2011 [17-yd. pass from QB Alex Smith vs. Cle. (10/30/11)]; 2013 [14-yd. pass from QB Colin Kaepernick at Arz. (12/29/13)]; 2018 [(–5)–yd. pass from QB Nick Mullens vs. Den. (12/9/18)]

Fumble Recoveries – 7: 2007 (1), 2008 (1), 2009 (2), 2012 (1); 2015 (1); 2017 (1)

Tackles – 17: 2007 (2); 2008 (3); 2010 (1); 2011 (1); 2013 (1); 2014 (1); 2015 (1); 2016 (2); 2017 (2); 2018 (2); 2019 (1)

Milestones:

NFL Debut: vs. Arz. (9/10/07); **First Start:** vs. Arz. (9/10/07); **First Reception:** vs. Cle. (10/30/11 – 17-yd. pass from QB Alex Smith); **First FR:** vs. NYJ (12/7/08 – WR Jason Hill); **First FR Returned for a TD:** vs. NYJ (12/7/08 – recovered WR Jason Hill fumble in the end zone); **100th Career Start:** vs. Chi. (9/14/14); **150th Career Start:** vs. Dal. (10/22/17)

STALEY'S TRANSACTIONS

Originally the second of two 1st-round (28th overall) draft choices by SF in 2007...Signed a six-year extension through 2017 on 6/4/09...Signed a two-year extension through 2019 on 7/17/14...Signed a two-year extension through 2021 on 6/5/19.



2018

- Started all 16 games he appeared in at LT.
- Part of an offensive line that did not allow a sack on 22 passing atts. by QB Nick Mullens vs. Oak. (11/1). It marked the first time the team did not allow a sack since 12/31/17 at LAR (33 atts. - QB Jimmy Garoppolo).
- Staley and the offensive line did not allow a sack on 39 atts. by QB Nick Mullens vs. NYG (11/12). It marked the first time since Weeks 3-4 of the 2000 season that the team did not allow a sack in consecutive weeks [34 atts. by QB Jeff Garcia at StL (9/17/00); 26 atts. by Garcia at Dal. (9/24/00)].

2017

- Started 15 games at LT and helped the 49ers offense register 349.2 yds. per game, the most by the team since 2012 (361.8).
- The 49ers offense rushed for 159 yds. on 19 carries (8.37 avg.) at Sea. (9/17). The team's 8.37 avg. yds. per carry was the 3rd highest avg. against the Seahawks all-time and it also marked the 6th highest single-game avg. by the team in franchise history.
- The 49ers offensive line helped pave the way vs. NYG (11/12) as the team registered a season-high 474 net yds. from scrimmage, including 186 yds. rushing. Also did not allow a sack on 25 atts. by QB C.J. Beathard.
- Part of an offensive line that amassed 461 net yds. of offense (169 rushing, 292 passing) and did not allow a sack at LAR (12/31).

2016

- Started all 13 games in which he appeared at LT.
- Part of an offensive line group that helped the 49ers offense rush for 150 yds. and 3 TDs on 42 carries and did not allow a sack on 35 atts. by QB Blaine Gabbert vs. LAR (9/12).
- Helped the 49ers offense rush for a season-high 193 yds. on 25 atts. (7.7 avg.) at Mia. (11/27). The team's 7.7 avg. yds. per carry was the highest by the 49ers offense since 12/20/14 vs. SD [355 yds. on 40 atts. (8.9 avg.)]. Additionally, the team's 193 yds. on the ground were the most since 9/14/15 vs. Min. (230 yds.).

2015

- Part of an offensive line group that helped the team rush for 230 total yds. vs. Min. (9/14), the most in franchise history during a season opening game. The O-Line helped pave the way for RB Carlos Hyde as he rushed for a NFL Week 1-high of 168 yds. and 2 TDs.
- The 49ers offensive line did not allow a sack on 25 atts. by QB Blaine Gabbert vs. Atl. (11/8), as the team rushed for 133 yds. It marked the 1st time the 49ers did not allow a sack in a game since 10/13/14 at StL (36 atts.).

2014

- Started his 100th game with the 49ers vs. Chi. (9/14), becoming the 20th offensive lineman in franchise history to have played in 100-or-more games.
- Helped pave the way for the 49ers offense to rush for a season-high 218 yds. on 42 atts. (5.2 avg.) vs. Phi. (9/28). Also helped the 49ers offense hold the ball for 42:17, which was the highest time of possession for the team since 11/20/11 vs. Arz. (44:16).
- Part of an O-Line that led the way for the team to rush for a franchise record 355 yds. vs. SD (12/20). The 355 rushing yds. are the most by any team in the NFL since 11/4/07 (Min. - 378 yds. rushing vs. SD).

2013

- Was part of an offensive line that helped amass the 2nd most total net yds. on opening day in 49ers franchise history with 494 yds. (404 passing yds. and 90 rushing yds.) vs. GB (9/8).
- Helped pave the way for 219 net yds. rushing at StL (9/26). It marked the 1st time the 49ers had three different RBs score a rushing TD in the same game since 12/2/01 vs. Buf. (Garrison Hearst, Fred Beasley and Paul Smith).
- The offensive line did not allow a sack on 17 total atts. by QB Colin Kaepernick and QB Colt McCoy at Jax. (10/27). The last time the 49ers did not allow a sack was 11/25/12 at NO. The 49ers also rushed for 221 yds. and 4 TDs on 38 carries at Jax., the most rushing yds. in a game by the team during the 2013 season. The 4 rushing TDs tied for the most by any team in a game in the NFL in 2013.
- Provided great running lanes for the offense to gain 199 rushing yds. on 30 atts. vs. Atl. (12/23). The 6.6 yds. per carry avg. was team's highest in any game during the 2013 season. It also marked just the 2nd time in the season that the team had three players rush for over 50 yds. (Gore - 97; Kaepernick - 51; Hunter - 51).
- Staley hauled in his 2nd career recept. on a 14-yd. pass from QB Colin Kaepernick at Arz. (12/29). His 1st career recept. was on 10/30/11 vs. Cle. (17 yds.).

2012

- Staley and the 49ers O-Line won the 2012 Madden Most Valuable Protectors Award, recognizing the best O-Line in the NFL.
- The 49ers were 1 of just 3 teams to have the same 5 starting offensive linemen for every game in 2012 (Was. & NYJ).
- Paved the way as the team rushed for a season-high 245 yds. on 44 carries as 9 different players carried the ball at NYJ (9/30).
- Helped the 49ers offense set a team record with 621 total yds. (311 rushing, 310 passing) vs. Buf. (10/7), surpassing the 49ers previous franchise record of 598 vs. Buf. (9/13/92). San Francisco became the 1st team in NFL history to post 300-or-more yds. rushing and passing in the same game.
- Staley and the 49ers offensive line did not allow a sack on 25 pass attempts by QB Colin Kaepernick at NO (11/25). The performance earned the O-Line the Madden Most Valuable Protectors Award for Week 12.
- Part of offensive line vs. GB (1/12/13 - NFC-D) that helped the 49ers become the 1st team in NFL history to ever have 2, 100-yd. rushers [QB Colin Kaepernick (181 yds. rushing), RB Frank Gore (119 yds. rushing)] and one, 100-yd. receiver [WR Michael Crabtree (119 yds. receiving)] in a playoff game in NFL history.
- Against the Packers, San Francisco amassed 579 total yds. of offense (323 rushing and 256 passing), setting a new single-game postseason franchise record. The previous record was 537 yds. (211 rushing and 326 passing) vs. Mia. (1/20/85) in Super Bowl XIX. The 49ers rushed for 323 yds. on the night, setting the franchise single-game postseason rushing record. The previous rushing record was also set in Super Bowl XIX (211 yds.).
- Staley and the 49ers offense became the 1st team in Super Bowl history to have a 300-yd. passer, a 100-yd. rusher and 2, 100-yd. receivers in a single game. QB Colin Kaepernick threw for 302 yds., RB Frank Gore added 110 yds. rushing, WR Michael Crabtree tallied 109 rec. yds. and TE Vernon Davis recorded 104 rec. yds vs. Bal. (2/3/13).



2011

- Part of an offensive line that helped pave the way for RB Frank Gore to gain 100-plus rushing yds. in 5 consecutive games, setting a new franchise record.
- Staley and the 49ers offensive line did not allow a sack on 20 pass atts. by QB Alex Smith vs. Sea. (9/11).
- Helped 49ers accumulate 442 yds. of offense in come-from-behind victory at Phi. (10/2), which included 164 yds. on the ground.
- Staley and the offensive line were awarded the Madden Most Valuable Protectors Award for Week 5. They helped the 49ers offense rush for 213 yds. on the ground while not allowing a sack vs. TB (10/9).
- Supported the 49ers offense in rushing for 203 yds. at Det. (10/16), marking the 1st time the team rushed for over 200 yds. in back-to-back games (10/9 vs. TB, 213 yds.) since 12/6/98 at Car. (236 yds.) and 12/14/98 vs. Det. (328 yds.).
- Hauled in his 1st career recept. for 17-yds. vs. Cle. (10/30). Staley became the 1st 49ers offensive lineman to record a recept. since C/G Chris Dalman (11/20/95 at Mia.) and ties G Guy McIntyre for the longest recept. by an offensive lineman in franchise history (17 yds. on 9/18/88 vs. Atl.).
- Helped the 49ers offense hold the ball for 44:16 while not allowing a sack vs. Arz. (11/20), marking the highest time of possession for the team since 11/3/02 at Oak. (44:33 - 49ers 23, Raiders 20).

2010

- Started the 1st 9 games of the season at LT before suffering a fractured fibula vs. StL (11/14).
- Part of an offensive line that did not allow a sack on 32 pass atts. by QB Alex Smith vs. NO (9/20).
- Part of an offensive line that did not allow a sack on 19 pass atts. by QB Troy Smith vs. Den. (10/31).

2009

- Helped the team rush for a season-high 246 yds. vs. Sea. (9/20).
- Suffered a quad contusion at Min. (9/27), marking the 1st time in his career that he missed an offensive play.

2008

- Started all 16 games at LT and was the only 49ers player to line up for every single snap.
- Was part of an O-Line that did not allow a sack at Arz. (11/10), breaking an NFL record 31-game streak by the Cardinals defense with at least one sack.
- Recorded 1st NFL TD on a fumble recovery following a WR Jason Hill 6-yd. reception vs. NYJ (12/7).

2007

- Started all 16 games at RT for 49ers after beating out T Kwame Harris for the position in training camp. Played every single snap on offense as a rookie.

COLLEGE

Played in 46 games (39 starts) at Central Michigan and helped team produce a 1,000-yd. rusher in three of his four seasons (2003-05). Arrived on Central Michigan's campus as a 225-pound tight end in 2003, but developed into one of the elite offensive tackles in collegiate game. Recorded fastest 40-yd. dash time (4.7) of any offensive lineman at 2007 NFL Combine. Consensus First-Team All-MAC choice as one of three team captains as a senior, starting all 14 games at LT and helping team rank 22nd in nation with 245.9 passing yds. per game. First-Team All-MAC selection as a junior as he moved to LT and started 11 games. Shifted to RT as a sophomore during preseason and started 11 games as the Chippe-was averaged 395.5 yds. per game. Played in team's final 11 games with 4 starts at TE as a freshman and posted 11 receipts. for 130 yds. with 1 TD.

PERSONAL

- Attended Rockford (MI) HS, where he lettered twice in both football and track.
- Caught 24 passes for 559 yds. with 7 TDs as a senior TE.
- Set three school records in track: 200-meters (21.9), 4x100m (42.5) and 4x200m (1:27) relay teams.
- Placed 6th in state for 200m to earn all-state honors as team finished 4th in state finals in 4x100m, 2nd in 4x200m and 6th in 4x400m.
- Joe credits his family for making him the man he is today. "I have a very close-knit family. All of the values and things they've done to make me the man I am today, I attribute to them. They taught me at a young age and gave me a great upbringing." He also credits his high school coach, Ralph Munger, for teaching him about football and how to play it the right way.
- Joe and his wife, Carrie, have two daughters, Grace and Audrey.
- Born Joe Andrew Staley (8/30/84) in Grand Rapids, MI.

INJURY REPORT

2009: Missed 7 games [vs. Ten. (11/8), vs. Chi. (11/12), at GB (11/22), vs. Jax. (11/29), at Sea. (12/6), vs. Arz. (12/14) and at StL (1/3)] with a knee injury suffered at Ind. (11/1).

2010: Suffered a fractured fibula vs. StL (11/14) and was inactive the remainder of the season.

2016: Inactive for 3 games [vs. NYJ (12/11), at Atl. (12/18) and at LAR (12/24)] with a hamstring injury.

2017: Inactive vs. Arz. (11/5) with an eye injury.

2019: Inactive for 6 games [vs. Pit. (9/22), vs. Cle. (10/7), at LAR (10/13), at Was. (10/20), vs. Car. (10/27) and at Arz. (10/31)] with a fibula injury. Inactive 2 games [vs. Arz. (11/17) and vs. GB (11/24)] with a finger injury.



95 KENTAVIUS STREET

DL

6-2 | 287 | NORTH CAROLINA STATE

5.8.96 | GREENVILLE, NC | 1ST YEAR | ACQUIRED D-4 IN '18

2019 HIGHLIGHTS

- After being activated from the Injured Reserve List on 12/14, appeared in 3 games and registered 4 tackles.

GOLDMINE

- Street's grandfather, who served in the Marine Corps, gave him advice in the first grade that would last a lifetime. He told Kentavius that no matter the circumstance, he was going to have to outwork the competition. Street states that he has taken that mindset and carried it with him everywhere he goes - in the classroom, on the field, in the weight room and in the community.
- One of Street's favorite memories comes from a tightly-contested, 10-3 home victory over Notre Dame in 2016. The game was played under unique circumstances, as Hurricane Matthew had recently struck the east coast and transformed the field to a 100-yard slip and slide with a constant downpour in addition to 20-plus mile per hour winds attacking the field. "It was a battle to the very end," Street said. "It was such a fun, well-fought victory."



- Street and his fellow rookies participated in the annual 49ers Mentorship Academy in September of 2018. The Mentorship Academy, partnering with USA Football, is a three-step program designed to provide high school football players with the opportunity to develop the skills necessary to succeed and be leaders on and off the field. The rookie class invited the high schoolers to the team facility, where they shared opinions and lessons over a meal and fun competitions.
- The 49ers and their families hosted 450 underserved boys and girls from the Bay Area for the first-ever 49ers Hope for the Holidays event. Each child had a once-in-a-lifetime experience traveling through Levi's Stadium and left with a brand new bike, helmet,



STREET'S GOLDEN NUGGETS

- Street's athletic ability was featured in a video of his 700-pound squat at a NC State workout, which went viral.
- Street has a cousin, Kiwauke Thomas, who played 8 seasons in the NFL with the Jaguars, Bills and Dolphins. After his playing career was over, Kiwauke got into coaching, and was recently named the head football coach at Middle Georgia State University.
- Along with Bradley Chubb (Denver Broncos - 5th overall), B.J. Hill (New York Giants - 69th overall) and Justin Jones (Los Angeles Chargers - 84th overall), Street became the final player from NC State's starting defensive line to be drafted in 2018. It marks the first time since 2013 that a school's complete starting defensive line was selected in the same draft (LSU - 2013).

STREET'S GAME-BY-GAME

2019

Date	Opp	W/L	P/S	Tot	Sol	Ast	Sk	Yds	Int	Yds	PD	FF	FR	Yds
PLACED ON INJURED RESERVE (Knee) on 9/1														
Sep 8	at TB	W	-											
Sep 15	at Cin	W	-											
Sep 22	Pit	W	-											
Oct 7	Cle	W	-											
Oct 13	at LAR	W	-											
Oct 20	at Was	W	-											
Oct 27	Car	W	-											
Oct 31	at Arz	W	-											
Nov 11	Sea	L	-											
Nov 17	Arz	W	-											
Nov 24	GB	W	-											
Dec 1	at Bal	L	-											
Dec 8	at NO	W	-											
ACTIVATED FROM INJURED RESERVE LIST ON 12/14														
Dec 15	Atl	L	1/0	1	1	0	0.0	0.0	0	0	0	0	0	0
Dec 21	LAR	W	1/0	3	3	0	0.0	0.0	0	0	0	0	0	0
Dec 29	at Sea	W	1/0	0	0	0	0.0	0.0	0	0	0	0	0	0
TOTALS			3/0	4	4	0	0.0	0.0	0	0	0	0	0	0

2019 Postseason

Date	Opp	W/L	P/S	Tot	Sol	Ast	Sk	Yds	Int	Yds	PD	FF	FR	Yds
PLACED ON INJURED RESERVE (Knee) on 1/10														
TOTALS			0/0	0	0	0	0.0	0.0	0	0	0	0	0	0

lock, haircut, shoes, toys, glasses, backpack, dinner and more.

GOLDMINE (CONTINUED)

- Members of the 49ers defensive line spent time with 25 local youth from the Fam 1st Foundation at Shoe Palace for a special holiday shopping experience on December 16, 2019. The Fam 1st Foundation is based in Oakland and focuses on underserved youth, aiming to build new generations of innovative thinkers to create solutions for the future of Oak-





STREET'S CAREER STATISTICS

YEAR	TEAM	GP	GS	TACKLES					INT	INTERCEPTIONS				FUMBLES		
				TOT	SOL	AST	SACKS	YDS		YDS	LG	TD	PD	FF	FR	YDS
2018	SF	—	—	—	RESERVE/NFI LIST (Knee)					—	—	—	—	—	—	—
2019	SF	3	0	4	4	0	0.0	0.0	0	0	—	0	0	0	0	0
TOTALS		3	0	4	4	0	0.0	0.0	0	0	—	0	0	0	0	0

PLAYOFFS

YEAR	TEAM	GP	GS	TACKLES					INT	INTERCEPTIONS				FUMBLES		
				TOT	SOL	AST	SACKS	YDS		YDS	LG	TD	PD	FF	FR	YDS
2019	SF	—	—	—	—INJURED RESERVE (Knee)					—	—	—	—	—	—	—
TOTALS		0	0	0	0	0	0.0	0.0	0	0	—	0	0	0	0	0

Milestones:

NFL Debut: vs. Atl. (12/15/19)

STREET'S CAREER HIGHS

Total Tackles: Regular Season — 3 vs. LAR (12/21/19)

Solo: Regular Season — 3 vs. LAR (12/21/19)

STREET'S TRANSACTIONS

Originally a 4th-round (128th overall) draft choice by SF in 2018...Placed on the Reserve/NFI List on 9/1/18...Placed on the Injured Reserve List on 9/1/19... Activated from the Injured Reserve List on 12/14/19... Placed on the Injured Reserve List on 1/10/20.



land and beyond.

2018

- Spent the entire season on the Reserve/NFI List.

COLLEGE

Played in 51 games (35 starts) in four years at North Carolina State and registered 123 tackles, 19.5 TFLs, 9.5 sacks, 2 FFs, 2 FRs and 6 PDs. In 2017, started all 13 games and tallied 38 tackles, 6.5 TFLs, 3.5 sacks, 1 FF, 1 FR and 2 PDs. As a junior, played in 13 games (12 starts) and notched 31 tackles, 9.0 TFLs, 5.5 sacks, 1 FR and 1 PD. In 2015, played in 13 games (10 starts) and recorded 31 tackles, 3.0 TFLs, 0.5 sack, 1 FF and 2 PDs. As a freshman, played in 12 games

and registered 23 tackles, 1.0 TFL and 1 PD.

PERSONAL

- Attended Rose (Greenville, NC) HS, where he helped the team to a 12-3 record and the semifinals of the North Carolina 4A state playoffs as a senior.
- Attended Douglas Coffee County (GA) HS for two years before moving to Greenville, NC.
- Born Kentavius Rakevian Street (5/8/96) in Greenville, NC.
- Majored in sociology.

INJURY REPORT

2018: Placed on the Reserve/NFI List on 9/1 with a knee injury.

2019: Placed on the Injured Reserve List on 9/1 with a knee injury.
Placed on the Injured Reserve List on 1/10 with a knee injury.



29

S

JAQUISKI TARTT

6-1 | 215 | SAMFORD

2.18.92 | MOBILE, AL | 5TH YEAR | ACQUIRED D-2 IN '15

AWARDS & HONORS

2015: Thomas Herrion Memorial Award**2019:** NFL Way to Play (Week 6), NFL Way to Play (Divisional Round)

2019 HIGHLIGHTS

- Started all 12 games in which he appeared and registered 44 tackles, 0.5 sack, 2 PDs, 1 FF and a single-season career-high 2 FFs. Also started all 3 postseason games and tallied 14 tackles and 1.0 sack.
- Part of the 49ers secondary that held the Rams to 48 net yds. passing at LAR (10/13), the fewest by an opponent since 1/3/10 at StL (22 yds.).
- Part of the 49ers secondary held the Redskins to 50 total net yds. passing at Was. (10/20). Along with the 48 total net yds. passing allowed at LAR (10/13), the team's 98 total net yds. passing allowed combined over the last 2 Weeks are the fewest allowed by the team over a 2-game span since allowing 62 total net yds. passing on 11/6/77 at Atl. (29) and 11/13/77 at NO (33) and the 3rd-fewest by the team in a 2-game span in the Super Bowl era according to the Elias Sports Bureau.
- Forced and recovered a Seahawks WR D.K. Metcalf fumble at the 49ers 2-yd. line vs. Sea. (11/11). It marked his first career FR and 2nd career FF.
- Recovered a Cardinals RB Kenyan Drake fumble, marking his 2nd FR of the season and his career. With 1 FR in his last two games, he is the 1st member of the 49ers to register FRs in back-to-back games since CB Perrish Cox in 2014 (1 at Arz. [9/21/14], 1 vs. Phi. [9/28/14]).
- Registered 0.5 sack of Packers QB Aaron Rodgers vs. GB (11/24).
- Helped the 49ers defense hold the Vikings to 147 total net yds. (21 rushing and 126 passing) vs. Min. (1/11/20 - NFC-D). The 147 total net yds. allowed are the fewest allowed in a postseason game in franchise history. It also marked the fewest total net yds. allowed in an NFL postseason game since 1/3/15 [Carolina held Arz. to 78 total net yds. (27 rushing and 51 passing)]. The 21 rushing yds. allowed by the 49ers defense is the fewest allowed in a postseason game in franchise history.

GOLDMINE

- NFL players had the opportunity to participate in the NFL's annual My Cause, My Cleats campaign during a designated home game between Weeks 13-15 of 2018. Tartt and his teammates represented their respective causes with custom-designed cleats in an effort to raise awareness and funding. The Epilepsy Foundation of Northern California is dedicated to providing information, resources, and support to the over 180,000 Northern Californians living with epilepsy.



TARTT'S GOLDEN NUGGETS

- His first name is pronounced juh-KWAH-skee.
- Teamed with Next Level Football Camp for his inaugural camp in his hometown of Mobile, AL, on July 9, 2016. The goal of the camp was to allow one day of football training to impact the other 364 days of the year by participants being partnered with a mentor/coach from the camp.
- Named the 49ers Thomas Herrion Memorial Award winner for the 2015 season. The award, as voted on by the coaches, was established in 2005 by 49ers owners Denise and John York and is presented to a rookie or first-year player who best represents the dream of Thomas Herrion.
- Became the sixth player selected in the NFL Draft in Samford school history and holds the distinction of being the first player drafted in the second round or higher.
- Reunited with high school teammate and 2014 49ers 1st round pick DB Jimmie Ward. Both are products of Davidson HS in Mobile, AL. The pair won the Class 6A Region 1 football championship as the school's starting safeties in 2009.

TARTT'S GAME-BY-GAME

2019

Date	Opp	W/L	P/S	Tot	Sol	Ast	Sk	Yds	Int	Yds	PD	FF	FR	Yds
Sep 8	at TB	W	1/1	5	3	2	0.0	0.0	0	0	0	0	0	0
Sep 15	at Cin	W	1/1	5	2	3	0.0	0.0	0	0	0	0	0	0
Sep 22	Pit	W	1/1	3	3	0	0.0	0.0	0	0	1	0	0	0
Oct 7	Cle	W	1/1	5	3	2	0.0	0.0	0	0	0	0	0	0
Oct 13	at LAR	W	1/1	2	1	1	0.0	0.0	0	0	0	0	0	0
Oct 20	at Was	W	1/1	4	3	1	0.0	0.0	0	0	0	0	0	0
Oct 27	Car	W	1/1	1	1	0	0.0	0.0	0	0	1	0	0	0
Oct 31	at Arz	W	1/1	4	3	1	0.0	0.0	0	0	0	0	0	0
Nov 11	Sea	L	1/1	5	3	2	0.0	0.0	0	0	0	1	1	0
Nov 17	Arz	W	1/1	3	3	0	0.0	0.0	0	0	0	0	1	0
Nov 24	GB	W	1/1	4	3	1	0.5	2.0	0	0	0	0	0	0
Dec 1	at Bal	L	1/1	3	3	0	0.0	0.0	0	0	0	0	0	0
Dec 8	at NO	W	—	—	—	—	—	—	—	—	—	—	—	—
Dec 15	Atl	L	—	—	—	—	—	—	—	—	—	—	—	—
Dec 21	LAR	W	—	—	—	—	—	—	—	—	—	—	—	—
Dec 29	at Sea	W	—	—	—	—	—	—	—	—	—	—	—	—
TOTALS				12/12	44	31	13	0.5	2.0	0	0	2	1	2

2019 Postseason

Date	Opp	W/L	P/S	Tot	Sol	Ast	Sk	Yds	Int	Yds	PD	FF	FR	Yds
Jan 11	Min	W	1/1	1	1	0	0.0	0.0	0	0	0	0	0	0
Jan 19	GB	W	1/1	8	5	3	0.0	0.0	0	0	0	0	0	0
Feb 2	at KC	L	1/1	5	5	0	1.0	1.0	0	0	0	0	0	0
TOTALS				3/3	14	11	3	1.0	1.0	0	0	0	0	0

GOLDMINE (CONTINUED)

- On November 26th, 2019, the 49ers teamed up with Martha's Kitchen of San Jose to serve Thanksgiving dinner to over 300 people in need. Members of the team served food, bussed tables and refilled beverages. The team also provided toiletries and giveaways to all those in attendance.

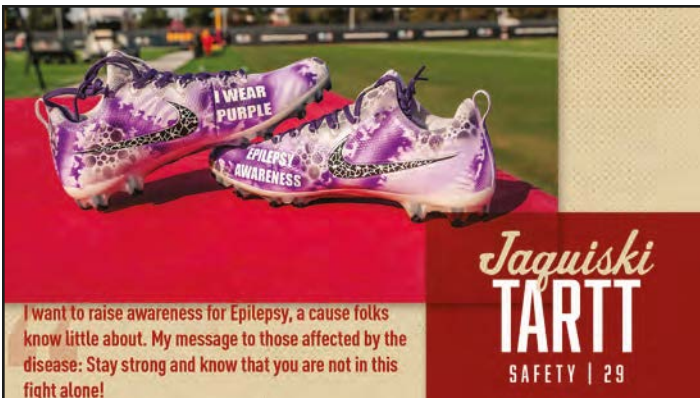


GOLDMINE (CONTINUED)

- The 49ers joined forces with Martha's Kitchen of San Jose as part of their Community Tuesday kickoff event in September of 2018. Tartt and teammates took part in the event by serving dinner to nearly 200 residents in need, refilling beverages and bussing tables. Both the 49ers and Levi's Stadium partner with Martha's Kitchen throughout the year by donating excess food after stadium events. Martha's Kitchen's mission is to "feed the hungry with dignity, no questions asked, no judgements made."
- While visiting his hometown of Mobile during his youth football camp in July of 2016, Tartt was given the key to the city. "If anybody would have told me I would be getting a key to the city of Mobile, I'd have thought they were crazy. It's a wonderful feeling."



- During all Week 13 games in 2017, NFL players had the chance to share the causes that are important to them as part of the NFL's My Cause, My Cleats campaign. The initiative was a culmination of collaborative work between the NFL and players across the league. Tartt chose NorCal Epilepsy Foundation as his My Cause, My Cleats initiative. Tartt was inspired by his close friend and manager whose daughter, Aria, was diagnosed with Epilepsy at four months old. No medicine was helping and Aria would have up to 100 seizures a day. But after brain surgery where a piece of her brain was removed, she is now seizure free. "I want to raise awareness for Epilepsy, a cause folks know little about," said Tartt. "My message to those affected by the disease: Stay strong and know that you are not in this fight alone!"



- Tartt provided 75 backpacks full of school supplies to 7th graders at Scarborough Model Middle School of Mobile in preparation for the upcoming school year. Said Tartt, "I met with the Mayor and his team and they decided that this would be the best thing to do. Every year, I'm just trying to do something to give back to my community. It was great to see how happy the kids were."



- In April of 2018, Tartt and his teammates attended the eighth annual Prom at UCSF Benioff Children's Hospital San Francisco in Mission Bay, with more than 200 teen patients and their friends. Patients and 49ers players enjoyed a fun-filled "Vintage Circus" prom with photo booths, music, dancing, dining and more. This special evening allowed patients to participate in a milestone that they may miss as a result of sickness.



- A two-time All-American and All-Southern Conference selection, Tartt was the first player in Samford school history to be invited to play in the Reese's Senior Bowl. Just the sixth player selected in the NFL draft in school history, Jaquiski holds the distinction of being the first player drafted in the second round or higher from Samford University.
- Tartt's young football career has been heavily influenced by his family. He played his first year of organized football in 2009 at Davidson HS in Mobile, AL, to honor his grandfather, Alfred Lewis, who passed away during the summer before his senior year. "The football coaches and my friends wanted me to come out and play, and he really wanted me to play. I really wanted to play again ever since he passed away, so I do this in his memory." Additionally, Jaquiski chose to attend Samford University at the urging of his mother, a traveling nurse who wanted to go there herself because of their pharmacy program.
- Drafted by the 49ers in the second round of the 2015 NFL Draft, Tartt reunited with best friend and former high school teammate DB Jimmie Ward. Both products of Davidson High School in Mobile, AL, the pair won the Class 6A Region 1 football championship as the school's starting safeties in 2009.



TARTT'S CAREER STATISTICS

YEAR	TEAM	GP	GS	TACKLES					INTERCEPTIONS					FUMBLES		
				TOT	SOL	AST	SACKS	YDS	INT	YDS	LG	TD	PD	FF	FR	YDS
2015	SF	15	8	66	57	9	2.0	22.0	1	25	25	0	3	1	0	0
2016	SF	15	6	61	38	23	1.0	10.0	0	0	—	0	3	0	0	0
2017	SF	9	9	54	37	17	0.5	3.0	1	37	37	0	3	0	0	0
2018	SF	8	8	41	32	9	0.0	0.0	1	23	23	0	2	0	0	0
2019	SF	12	12	44	31	13	0.5	2.0	0	0	—	0	2	1	2	0
TOTALS		59	43	266	195	71	4.0	37.0	3	85	37	0	13	2	2	0

PLAYOFFS

YEAR	TEAM	GP	GS	TACKLES					INTERCEPTIONS					FUMBLES		
				TOT	SOL	AST	SACKS	YDS	INT	YDS	LG	TD	PD	FF	FR	YDS
2019	SF	3	3	14	11	3	1.0	1.0	0	0	—	0	0	0	0	0
TOTALS		3	3	14	11	3	1.0	1.0	0	0	—	0	0	0	0	0

Additional Statistics:

Special Teams Tackles — 21: 2015 (1); 2016 (13); 2017 (1); 2018 (1); 2019 (5)

Milestones:

NFL Debut: vs. Min. (9/14/15); **First Start:** at StL (11/1/15); **First Sack:** Regular Season — vs. Min. (9/14/15 — QB Teddy Bridgewater); Postseason — at KC (2/2/20 — QB Patrick Mahomes); **First FF:** at StL (11/1/15 — WR Tavon Austin); **First INT:** at Cle. (12/12/15 — QB Johnny Manziel); **First FR:** vs. Sea. (11/11/19 — WR D.K. Metcalf)

TARTT'S CAREER HIGHS

Total Tackles: Regular Season — 13 vs. NYJ (12/11/16); Postseason — 8 vs. GB (1/19/20)
Solo: Regular Season — 9 (2 times) Last vs. NYJ (12/11/16); Postseason — 5 (2 times) Last at KC (2/2/20)
Assists: Regular Season — 4 (4 times) Last at Ind. (10/8/17); Postseason — 3 vs. GB (1/19/20)
Passes Defensed: Regular Season — 2 vs. Atl. (11/8/15)

Forced Fumbles: Regular Season — 1 (2 times) Last vs. Sea. (11/11/19)
Fumble Recoveries: Regular Season — 1 (2 times) Last vs. Arz. (11/17/19)
Interceptions: Regular Season — 1 (3 times) Last at Arz. (10/28/18)
Interception Yards: Regular Season — 37 vs. Car. (9/10/17)
Long Interception Return: Regular Season — 37 vs. Car. (9/10/17)
Sacks: Regular Season — 1.0 (3 times) Last vs. NYJ (12/11/16); Postseason — 1.0 at KC (2/2/20)

TARTT'S TRANSACTIONS

Originally a 2nd-round (46th overall) draft choice by SF in 2015...Placed on the Active/Non-Football Injury List on 7/31/16...Activated from the Active/Non-Football Injury List on 8/6/16...Placed on the Injured Reserve List on 11/6/17...Signed a two-year contract extension through 2020 on 4/27/18...Placed on the Injured Reserve List on 12/24/18.



2018

- Started all 8 games in which he appeared and registered 41 tackles, 2 PDs and 1 INT before being placed on the Injured Reserve List on 12/24.
- Intercepted Cardinals QB Josh Rosen at Arz. (10/28), marking his 3rd career INT.

2017

- Started all 9 games in which he appeared and registered 54 tackles, 0.5 sack, 1 INT and 3 PDs before being placed on the Injured Reserve List on 11/6.
- Recorded a leaping one-handed catch to pick off Panthers QB Cam Newton vs Car. (9/10), marking his 2nd career INT. His 1st INT came at Cle. (12/12/15 - QB Johnny Manziel). Tartt also registered a career-long 37-yd. return on the INT.
- Along with DL Xavier Cooper, the duo combined to sack Colts QB Jacoby Brissett at Ind. (10/8).

2016

- Appeared in 15 games (6 starts) and registered 61 tackles, 1.0 sack and 3 PDs.
- Recorded a career-high 13 tackles and 1.0 sack vs. NYJ (12/11), taking down QB Bryce Petty for a 10-yd. loss to mark his 1st sack of the season and 3rd of his career.
- Part of a 49ers defense that allowed 177 net yds. (99 rush, 78 pass) at LAR (12/24), the fewest given up by the 49ers defense in a single game since 11/19/12 vs. Chi. (143; 85 rush, 58 pass).

2015

- Appeared in 15 games (7 starts) and registered 66 tackles, 2.0 sacks, 1 INT and 3 PDs during his rookie season.
- Made his NFL debut vs. Min. (9/14) and recorded his 1st career sack, taking down Vikings QB Teddy Bridgewater for a 14-yd. loss.
- Made the 1st start of his NFL career at StL (11/1), and registered his 1st career FF, knocking the ball loose from Rams WR Tavon Austin in the 1st quarter.
- Registered a career-high 10 tackles and 1.0 sack at Chi. (12/6), bringing down Bears QB Jay Cutler for his 2nd career sack.
- Recorded the 1st INT of his career and 1 PD at Cle. (12/13), intercepting former Browns QB Johnny Manziel and returning it 25-yds.

COLLEGE

Played in 44 games and totaled 277 tackles, 6 INTs, 20 PDs and 6.5 TFLs in his career. As a senior, named to the American Football Coaches Association FCS All-America team and Second-Team AP All-America team. Also named First-Team All-SoCon. Finished 2nd on the team with 62 tackles, 1 INT, 1 PD and 3.0 TFLs. In 2013, named First-Team All-SoCon and Second-Team All-America. Started 12 games and registered 98 tackles, 1 INT and 9 PDs. As a sophomore, earned First-Team All-America and First-Team All-SoCon honors. Led the team with 94 tackles, 4 INTs and 10 PDs. In 2011, played in 10 games and recorded 23 tackles. Redshirted in 2010.

PERSONAL

- Majored in geography at Samford.
- Attended W.P. Davidson (Mobile, AL) HS where he did not play organized football until his senior year. Tallied 72 tackles during the season, including 2 INTs, 5 PDs, 1 FF and 1 FR.
- Also participated in basketball and was named to the *Mobile Press-Register* High School Basketball All-Academic Team.
- Born Jaquiski Tartt (2/18/92) in Mobile, AL.

INJURY REPORT

2015: Inactive vs. StL (1/3/16) with a knee injury.

2016: Inactive at Buf. (10/16) with a quad injury.

2017: Placed on the Injured Reserve List on 11/6 with an arm injury.

2018: Inactive 7 games [at KC (9/23), at LAC (9/30), vs. Oak. (11/1), vs. NYG (11/12), vs. Den. (12/9), vs. Sea. (12/16) & vs. Chi. (12/23)] with a shoulder injury. Placed on the Injured Reserve List on 12/24 with a shoulder injury.

2019: Inactive 4 games [at NO (12/8), vs. Atl. (12/15), vs. LAR (12/21) and at Sea. (12/29)] with a rib injury.



TARTT'S GAME-BY-GAME

2015

Date	Opp	W/L	P/S	Tot	Sol	Ast	Sk	Yds	Int	Yds	PD	FF	FR	Yds
Sep 14	Min	W	1/0	4	4	0	1.0	14.0	0	0	0	0	0	0
Sep 20	at Pit	L	1/0	0	0	0	0.0	0.0	0	0	0	0	0	0
Sep 27	at Arz	L	1/0	1	1	0	0.0	0.0	0	0	0	0	0	0
Oct 4	GB	L	1/0	0	0	0	0.0	0.0	0	0	0	0	0	0
Oct 11	at NYG	L	1/0	3	3	0	0.0	0.0	0	0	0	0	0	0
Oct 18	Bal	W	1/0	4	3	1	0.0	0.0	0	0	0	0	0	0
Oct 22	Sea	L	1/0	9	6	3	0.0	0.0	0	0	0	0	0	0
Nov 1	at StL	L	1/1	8	6	2	0.0	0.0	0	0	0	1	0	0
Nov 8	Atl	W	1/1	4	3	1	0.0	0.0	0	0	2	0	0	0
Nov 22	at Sea	L	1/1	8	7	1	0.0	0.0	0	0	0	0	0	0
Nov 29	Arz	L	1/1	5	5	0	0.0	0.0	0	0	0	0	0	0
Dec 6	at Chi	W	1/1	10	9	1	1.0	8.0	0	0	0	0	0	0
Dec 13	at Cle	L	1/1	7	7	0	0.0	0.0	1	25	1	0	0	0
Dec 20	Cin	L	1/1	1	1	0	0.0	0.0	0	0	0	0	0	0
Dec 27	at Det	L	1/1	2	2	0	0.0	0.0	0	0	0	0	0	0
Jan 3	StL	W	—	—	—	—	INACTIVE (Knee)	—	—	—	—	—	—	—
TOTALS			15/8	66	57	9	2.0	22.0	1	25	3	1	0	0

2016

Date	Opp	W/L	P/S	Tot	Sol	Ast	Sk	Yds	Int	Yds	PD	FF	FR	Yds
Sep 12	LAR	W	1/0	1	1	0	0.0	0.0	0	0	0	0	0	0
Sep 18	at Car	L	1/0	3	2	1	0.0	0.0	0	0	0	0	0	0
Sep 25	at Sea	L	1/0	2	1	1	0.0	0.0	0	0	0	0	0	0
Oct 2	Dal	L	1/0	4	3	1	0.0	0.0	0	0	0	0	0	0
Oct 6	Arz	L	1/0	5	3	2	0.0	0.0	0	0	1	0	0	0
Oct 16	at Buf	L	—	—	—	—	INACTIVE (Quad)	—	—	—	—	—	—	—
Oct 23	TB	L	1/0	2	1	1	0.0	0.0	0	0	0	0	0	0
Nov 6	NO	L	1/0	1	1	0	0.0	0.0	0	0	1	0	0	0
Nov 13	at Arz	L	1/0	0	0	0	0.0	0.0	0	0	0	0	0	0
Nov 20	NE	L	1/0	2	1	1	0.0	0.0	0	0	0	0	0	0
Nov 27	at Mia	L	1/1	3	2	1	0.0	0.0	0	0	0	0	0	0
Dec 4	at Chi	L	1/1	5	1	4	0.0	0.0	0	0	0	0	0	0
Dec 11	NYJ	L	1/1	13	9	4	1.0	10.0	0	0	0	0	0	0
Dec 18	at Atl	L	1/1	9	7	2	0.0	0.0	0	0	0	0	0	0
Dec 24	at LAR	W	1/1	7	3	4	0.0	0.0	0	0	0	0	0	0
Jan 1	Sea	L	1/1	4	3	1	0.0	0.0	0	0	1	0	0	0
TOTALS			15/6	61	38	23	1.0	10.0	0	0	3	0	0	0

2017

Date	Opp	W/L	P/S	Tot	Sol	Ast	Sk	Yds	Int	Yds	PD	FF	FR	Yds
Sep 10	Car	L	1/1	7	7	0	0.0	0.0	1	37	1	0	0	0
Sep 17	at Sea	L	1/1	5	2	3	0.0	0.0	0	0	1	0	0	0
Sep 21	LAR	L	1/1	7	6	1	0.0	0.0	0	0	1	0	0	0
Oct 1	at Arz	L	1/1	6	3	3	0.0	0.0	0	0	0	0	0	0
Oct 8	at Ind	L	1/1	7	3	4	0.5	3.0	0	0	0	0	0	0
Oct 15	at Was	L	1/1	6	4	2	0.0	0.0	0	0	0	0	0	0
Oct 22	Dal	L	1/1	6	5	1	0.0	0.0	0	0	0	0	0	0
Oct 29	at Phi	L	1/1	7	5	2	0.0	0.0	0	0	0	0	0	0
Nov 5	Arz	L	1/1	3	2	1	0.0	0.0	0	0	0	0	0	0
PLACED ON INJURED RESERVE (Arm) ON 11/6														
TOTALS			9/9	54	37	17	0.5	3.0	1	37	3	0	0	0

2018

Date	Opp	W/L	P/S	Tot	Sol	Ast	Sk	Yds	Int	Yds	PD	FF	FR	Yds
Sep 9	at Min	L	1/1	6	5	1	0.0	0.0	0	0	1	0	0	0
Sep 16	Det	W	1/1	5	3	2	0.0	0.0	0	0	0	0	0	0
Sep 23	at KC	L	—	—	—	—	INACTIVE (Shoulder)	—	—	—	—	—	—	—
Sep 30	at LAC	L	—	—	—	—	INACTIVE (Shoulder)	—	—	—	—	—	—	—
Oct 7	Arz	L	1/1	3	3	0	0.0	0.0	0	0	0	0	0	0
Oct 15	at GB	L	1/1	9	7	2	0.0	0.0	0	0	0	0	0	0
Oct 21	LAR	L	1/1	7	6	1	0.0	0.0	0	0	0	0	0	0
Oct 28	at Arz	L	1/1	1	1	0	0.0	0.0	1	23	1	0	0	0
Nov 1	Oak	W	—	—	—	—	INACTIVE (Shoulder)	—	—	—	—	—	—	—
Nov 12	NYG	L	—	—	—	—	INACTIVE (Shoulder)	—	—	—	—	—	—	—
Nov 25	at TB	L	1/1	6	3	3	0.0	0.0	0	0	0	0	0	0
Dec 2	at Sea	L	1/1	4	4	0	0.0	0.0	0	0	0	0	0	0
Dec 9	Den	W	—	—	—	—	INACTIVE (Shoulder)	—	—	—	—	—	—	—
Dec 16	Sea	W	—	—	—	—	INACTIVE (Shoulder)	—	—	—	—	—	—	—
Dec 23	Chi	L	—	—	—	—	INACTIVE (Shoulder)	—	—	—	—	—	—	—
PLACED ON INJURED RESERVE (Shoulder) ON 12/24														
TOTALS			8/8	41	32	9	0.0	0.0	1	23	2	0	0	0



77 JULLIAN TAYLOR

6-5 | 305 | TEMPLE

DL

1.30.95 | WILLIAMSTOWN, NJ | 2ND YEAR | ACQUIRED D-7A IN '18

2019 HIGHLIGHTS

- Played in 6 games and registered single-season career highs in tackles (9), PDs (1) and FRs (1) before being placed on the Injured Reserve List on 12/28.
- Registered a key stop on a 4th-and-1 run by Redskins RB Adrian Peterson at Was. (10/20). Also recovered a fumble by Peterson, marking his first career FR.

GOLDMINE

- Taylor's favorite memory in life did not come on the football field, but rather walking across the stage at his college graduation. Taylor describes himself as a quiet, yet cerebral man, and was proud to experience the apex of his academic career with his family this past year at Temple.



- When asked of an experience that helped shape who he is today, Taylor cites two separate season-ending injuries that he suffered while in college. As he points out, the adversity taught him the value of maintaining resilience through tough times.
- Taylor and his fellow rookies participated in the annual 49ers Mentorship Academy on September 18, 2018. The Mentorship Academy, partnering with USA Football, is a three-step program designed to provide high school football players with the opportunity to develop the skills necessary to succeed and be leaders on and off the field. The rookie class invited the high schoolers to the team facility, where they shared opinions and lessons over a meal and fun competitions.



TAYLOR'S GOLDEN NUGGETS

- Taylor did not play organized football until his senior year in high school. In his lone season in high school, he registered 60 tackles and 14.0 sacks as he helped lead Williamstown (NJ) HS to a perfect 12-0 record and the 2012 state Class 5 championship.
- His father, Rufus Taylor, also graduated from Temple University and was a walk-on on the men's basketball team in 1989.

TAYLOR'S GAME-BY-GAME

2019

Date	Opp	W/L	P/S	Tot	Sol	Ast	Sk	Yds	Int	Yds	PD	FF	FR	Yds
Sep 8	at TB	W	1/0	0	0	0	0.0	0.0	0	0	0	0	0	0
Sep 15	at Cin	W	1/0	0	0	0	0.0	0.0	0	0	1	0	0	0
Sep 22	Pit	W	—	—	—	—	INACTIVE	—	—	—	—	—	—	—
Oct 7	Cle	W	—	—	—	—	INACTIVE	—	—	—	—	—	—	—
Oct 13	at LAR	W	—	—	—	—	INACTIVE	—	—	—	—	—	—	—
Oct 20	at Was	W	1/0	1	1	0	0.0	0.0	0	0	0	0	1	10
Oct 27	Car	W	—	—	—	—	INACTIVE	—	—	—	—	—	—	—
Oct 31	at Arz	W	—	—	—	—	INACTIVE	—	—	—	—	—	—	—
Nov 11	Sea	L	—	—	—	—	INACTIVE	—	—	—	—	—	—	—
Nov 17	Arz	W	1/0	2	2	0	0.0	0.0	0	0	0	0	0	0
Nov 24	GB	W	1/0	2	2	0	0.0	0.0	0	0	0	0	0	0
Dec 1	at Bal	L	1/0	4	2	2	0.0	0.0	0	0	0	0	0	0
Dec 8	at NO	W	—	—	—	—	INACTIVE (Elbow)	—	—	—	—	—	—	—
Dec 15	Atl	L	—	—	—	—	INACTIVE (Elbow)	—	—	—	—	—	—	—
Dec 21	LAR	W	—	—	—	—	INACTIVE (Elbow)	—	—	—	—	—	—	—

PLACED ON INJURED RESERVE (Knee) ON 12/28

TOTALS 6/0 9 7 2 0.0 0.0 0 0 1 0 1 10

GOLDMINE (CONTINUED)

- Members of the 49ers defensive line spent time with 25 local youth from the Fam 1st Foundation at Shoe Palace for a special holiday shopping experience on December 16, 2019. The Fam 1st Foundation is based in Oakland and focuses on underserved youth, aiming to build new generations of innovative thinkers to create solutions for the future of Oakland and beyond.





TAYLOR'S CAREER STATISTICS

YEAR	TEAM	GP	GS	TACKLES					INT	INTERCEPTIONS					PD	FUMBLES		
				TOT	SOL	AST	SACKS	YDS		YDS	LG	TD	FF	FR		YDS		
2018	SF	6	0	7	4	3	0.0	0.0	0	0	—	0	0	0	0	0	0	
2019	SF	6	0	9	7	2	0.0	0.0	0	0	—	0	1	0	1	10		
TOTALS		12	0	16	11	5	0.0	0.0	0	0	—	0	1	0	1	10		

PLAYOFFS

YEAR	TEAM	GP	GS	TACKLES					SACKS	YDS	INT	INTERCEPTIONS				PD	FUMBLES		
				TOT	SOL	AST	YDS	LG				TD	FF	FR	YDS				
2019	SF	–	–	–	–INJURED RESERVE (Knee)					–	–	–	–	–	–	–	–	–	
TOTALS		0	0	0	0	0	0.0	0.0	0	0	–	0	0	0	0	0	0	0	

Milestones:

NFL Debut: at TB (11/25/18); **First FR:** at Was. (10/20/19 – RB Adrian Peterson)

TAYLOR'S CAREER HIGHS

Total Tackles: Regular Season – 4 at Bal. (12/1/19)

Solo: Regular Season – 2 (3 times) Last at Bal. (12/1/19)

Assists: Regular Season – 2 at Bal. (12/1/19)

Passes Defensed: Regular Season – 1 at Cin. (9/15/19)

Fumble Recoveries: Regular Season – 1 at Was. (10/20/19)

TAYLOR'S TRANSACTIONS

Originally the first of two 7th-round (223rd overall) draft choices by SF in 2018...Placed on the Injured Reserve List on 12/28.



2018

- Appeared in 6 games and registered 7 tackles.
- Made his NFL debut at TB (11/25) and registered 2 tackles.

COLLEGE

Played in 20 games (9 starts) in five years at Temple and registered 52 tackles, 11.0 TFLs and 1.0 sack. In 2017, played in 12 games (7 starts) and notched 40 tackles and 9.5 TFLs. As a junior, played in 3 games (2 starts) and tallied 8 tackles. In 2015, played in 1 game. As a freshman, played in 4 games and recorded 4 tackles. Redshirted in 2013.

PERSONAL

- Attended Williamstown (NJ) HS, where he earned 2012 all-state, All-Mid Athletic, All-Group 5 and All-South Jersey honors.
- As a senior, registered 60 tackles and 14.0 sacks as he helped lead his team to a perfect 12-0 record en route to the 2012 state Class 5 championship.
- His father, Rufus Taylor, graduated from Temple and was a walk-on on the men's basketball team in 1989.
- Born Jullian Patrick Taylor (1/30/95) in Philadelphia, PA.
- Graduated with a degree in communications.

INJURY REPORT

2019: Inactive at NO (12/8), vs. Atl. (12/15) and vs. LAR (12/21) with an elbow injury. Placed on the Injured Reserve List on 12/28 with a knee injury.

TAYLOR'S GAME-BY-GAME

2018

Date	Opp	W/L	P/S	Tot	Sol	Ast	Sk	Yds	Int	Yds	PD	FF	FR	Yds
Sep 9	at Min	L	—	—	—	—	INACTIVE	—	—	—	—	—	—	—
Sep 16	Det	W	—	—	—	—	INACTIVE	—	—	—	—	—	—	—
Sep 23	at KC	L	—	—	—	—	INACTIVE	—	—	—	—	—	—	—
Sep 30	at LAC	L	—	—	—	—	INACTIVE	—	—	—	—	—	—	—
Oct 7	Arz	L	—	—	—	—	INACTIVE	—	—	—	—	—	—	—
Oct 15	at GB	L	—	—	—	—	INACTIVE	—	—	—	—	—	—	—
Oct 21	LAR	L	—	—	—	—	INACTIVE	—	—	—	—	—	—	—
Oct 28	at Arz	L	—	—	—	—	INACTIVE	—	—	—	—	—	—	—
Nov 1	Oak	W	—	—	—	—	INACTIVE	—	—	—	—	—	—	—
Nov 12	NYG	L	—	—	—	—	INACTIVE	—	—	—	—	—	—	—
Nov 25	at TB	L	1/0	2	1	1	0.0	0.0	0	0	0	0	0	0
Dec 2	at Sea	L	1/0	1	1	0	0.0	0.0	0	0	0	0	0	0
Dec 9	Den	W	1/0	0	0	0	0.0	0.0	0	0	0	0	0	0
Dec 16	Sea	W	1/0	1	0	1	0.0	0.0	0	0	0	0	0	0
Dec 23	Chi	L	1/0	2	1	1	0.0	0.0	0	0	0	0	0	0
Dec 30	at LAR	L	1/0	1	1	0	0.0	0.0	0	0	0	0	0	0
TOTALS			6/0	7	4	3	0.0	0.0	0	0	0	0	0	0



15

WR

TRENT TAYLOR

5-8 | 180 | LOUISIANA TECH

4.30.94 | SHREVEPORT, LA | 3RD YEAR | ACQUIRED D-5B IN '17

GOLDMINE

- NFL players had the opportunity to participate in the NFL's annual My Cause, My Cleats campaign during a designated home game between Weeks 13-15 of 2018. Taylor and his teammates represented their respective causes with custom-designed cleats in an effort to raise awareness and funding. End Slavery Tennessee provides specialized case management and comprehensive after-care for human trafficking survivors and tactically addresses the problem through advocacy, prevention and training of front line professionals.



TAYLOR'S GOLDEN NUGGETS

- Taylor's father, Greg, played linebacker at Western Kentucky University from 1982-85 under WKU's all-time wins leader, Jimmy Feix, for two seasons (1984-85).
- In 2016, Taylor led the nation with 1,803 rec. yds. on 136 recpts. to go along with 12 TDs.
- Taylor has lived in three states during his life, including Kentucky, Louisiana and Tennessee. During his time in Tennessee, he became very fond of the city of Nashville and country music.
- Growing up, Taylor was a multi-sport athlete while attending Evangel Christian (Shreveport, LA) High School. He was an all-state baseball player in addition to participating in track and long jump. For one season, Taylor played tennis with his quarterback as his doubles partner and the two were state runners-up that year.
- While playing defensive back in high school, Taylor hit an opponent with such ferocity that he broke the receiver's jaw.

TAYLOR'S GAME-BY-GAME

2019									2019 Returns												
Date	Opp	W/L	P/S	Rec	Yds	Avg	Lg	TD	Date	Opp	KR	Yds	Avg	Lg	TD	PR	FC	Yds	Avg	Lg	TD
Sep 8	at TB	W	—	—	INACTIVE (Foot)	—	—	—	Sep 8	at TB	—	—	—	—	INACTIVE (Foot)	—	—	—	—	—	—
Sep 15	at Cin	W	—	—	INACTIVE (Foot)	—	—	—	Sep 15	at Cin	—	—	—	—	INACTIVE (Foot)	—	—	—	—	—	—
PLACED ON INJURED RESERVE (Foot) ON 9/20									PLACED ON INJURED RESERVE (Foot) ON 9/20												
TOTALS			0/0	0	0	—	—	0	TOTALS		0	0	—	—	0	0	0	0	—	—	0



GOLDMINE (CONTINUED)

- Taylor and his teammates joined Levi's in support of breast, colon and pediatric cancer warriors at the Crucial Catch Fashion Show presented by Dignity Health on October 2, 2018. 49ers players and cancer warriors took to the runway to show off their attire and share their stories of strength and courage with the audience.



- The 49ers joined forces with Martha's Kitchen of San Jose as part of their Community Tuesday kickoff event on September 11, 2018. Taylor and teammates took part in the event by serving dinner to nearly 200 residents in need, refilling beverages and bussing tables. Both the 49ers and Levi's Stadium partner with Martha's Kitchen throughout the year by donating excess food after stadium events. Martha's Kitchen's mission is to "feed the hungry with dignity, no questions asked, no judgements made."



- During all Week 13 games in 2017, NFL players had the chance to share the causes that are important to them as part of the NFL's My Cause, My Cleats campaign. The initiative was a culmination of collaborative work between the NFL and players across the league. "The USO strengthens America's military service members by keeping them connected to family, home and country, throughout their service to the nation," said Taylor.



- As part of the 49ers annual Thanksgiving celebrations, Taylor and his teammates visited Cityteam San Jose to serve a holiday feast to over 300 people in need. Guests enjoyed turkey along with all of the usual holiday sides, while getting to know the 49ers.



- In April of 2018, Taylor and his teammates attended the eighth annual Prom at UCSF Benioff Children's Hospital San Francisco in Mission Bay, with more than 200 teen patients and their friends. Patients and 49ers players enjoyed a fun-filled "Vintage Circus" prom with photo booths, music, dancing, dining and more. This special evening allowed patients to participate in a milestone that they may miss as a result of sickness.



- During the 2019 off-season, members of the 49ers took part in the Second Annual Picnic on the Field, located on the Levi's Stadium field. Taylor and his teammates spent the day taking pictures with fans, who enjoyed music, food and games in support of the 49ers Foundation. The foundation, in conjunction with NFL Huddle for 100, partnered with Amazon to fill 1,000 backpacks full of school supplies. Fans and players joined together to assemble the packs, which were distributed throughout the community to children in need.





TAYLOR'S CAREER STATISTICS

YEAR	TEAM	GP	GS	RECEIVING					RUSHING				
				NO	YDS	AVG	LG	TD	ATT	YDS	AVG	LG	TD
2017	SF	15	1	43	430	10.0	33	2	0	0	—	—	0
2018	SF	14	0	26	215	8.3	23	1	0	0	—	—	0
2019	SF	0	0	0	0	—	—	0	0	0	—	—	0
TOTALS		29	1	69	645	9.3	33	3	0	0	—	—	0

PLAYOFFS

YEAR	TEAM	GP	GS	RECEIVING					RUSHING				
				NO	YDS	AVG	LG	TD	ATT	YDS	AVG	LG	TD
2019	SF	—	—	—	—INJURED RESERVE (Foot)				—	—	—	—	—
TOTALS		0	0	0	0	—	—	0	0	0	—	—	0

		KICKOFF RETURNS					PUNT RETURNS					
<u>YEAR</u>	<u>TEAM</u>	<u>NO</u>	<u>YDS</u>	<u>AVG</u>	<u>LG</u>	<u>TD</u>	<u>NO</u>	<u>FC</u>	<u>YDS</u>	<u>AVG</u>	<u>LG</u>	<u>TD</u>
2017	SF	1	8	8.0	8	0	30	16	281	9.4	39	0
2018	SF	1	15	15.0	15	0	10	6	78	7.8	18	0
2019	SF	0	0	—	—	0	0	0	0	—	—	0
TOTALS		2	23	11.5	15	0	40	22	359	9.0	39	0

PLAYOFFS

YEAR	TEAM	KICKOFF RETURNS					PUNT RETURNS					
		NO	YDS	AVG	LG	TD	NO	FC	YDS	AVG	LG	TD
2019	SF	—	—INJURED RESERVE (Foot) —				—	—	—	—	—	—
TOTALS		0	0	—	—	0	0	0	0	—	—	0

Additional Statistics:

Fumbles—Lost — 2—1: 2017 (1—1); 2018 (1—0)

Tackles — 2: 2017 (1); 2018 (1)

Special Teams Fumble Recoveries — 1: 2018 (1)

Milestones:

NFL Debut: vs. Car. (9/10/17); **First Start:** vs. Jax. (12/24/17); **First Reception:** vs. Car. (9/10/17 — 8-yd. pass from QB Brian Hoyer); **First Touchdown:** vs. LAR (9/21/17 — 3-yd. pass from QB Brian Hoyer); **First Punt Return:** vs. Car. (9/10/17 — 9-yd. PR)

TAYLOR'S CAREER HIGHS

Receptions: Regular Season — 7 vs. Arz. (10/7/18)

Receiving Yards: Regular Season — 92 at Chi. (12/3/17)

Long Reception: Regular Season — 33 at Chi. (12/3/17)

Touchdown Receptions: Regular Season — 1 (2 times) Last vs. Jax. (12/24/17)

Punt Returns: Regular Season — 4 at Arz. (10/1/17)

Punt Return Yards: Regular Season — 41 at Arz. (10/1/17)

Long Punt Return: Regular Season — 39 at Was. (10/15/17)

Kickoff Returns: Regular Season — 1 (2 times) Last vs. Det. (9/16/18)

Kickoff Return Yards: Regular Season — 15 vs. Det. (9/16/18)

Long Kickoff Return: Regular Season — 15 vs. Det. (9/16/18)

TAYLOR'S TRANSACTIONS

Originally the second of two 5th-round (177th overall) draft choices by SF in 2017...Placed on the Active/Physically Unable to Perform List on 7/26/18...Activated from the Active/Unable to Perform List on 7/31/18...Placed on the Injured Reserve List on 9/20/19.



2018

- Saw action in 14 games and hauled in 26 receipts. for 215 yds. and 1 TD.
- Registered a career-high 7 receipts. for 61 yds. and a 1-yd. TD receipt vs. Arz. (10/7). The TD receipt. marked his 1st TD receipt. of the season and 3rd of his career.

2017

- Played in 15 games (1 start) and registered 43 receipts. for 430 yds. and 2 TDs, while adding 30 PRs for 281 yds. (9.4 avg.).
- Led all rookies and ranked t-6th in the NFL with 27 receipts. on 3rd down. Of his 27 3rd-down receipts., 66.7 pct. (18) converted a 1st down.
- Registered his 1st career TD on a 3-yd. pass from QB Brian Hoyer vs. LAR (9/21).
- Tallied a 39-yd. PR at Was. (10/15), the longest of his career. It marked the longest PR by the 49ers since 11/25/13 (RB LaMichael James - 40-yds.).
- Notched career-highs in both receipts. (6) and rec. yds. (92) at Chi. (12/3). At the time, his 92 rec. yds. were the most by a 49ers rookie since 12/8/96 (WR Terrell Owens - 110 rec. yds. vs. Car.).
- Hauled in a 5-yd. TD pass from QB Jimmy Garoppolo vs. Jax. (12/24). It marked his 2nd TD receipt. of his career (9/21/17 vs. LAR).

COLLEGE

In four seasons at Louisiana Tech, played in 53 games and registered 327 receipts. for 4,179 yds. and 32 TDs, while adding 58 PRs for 482 yds. Finished his collegiate career ranked 1st in school history with 327 career receipts. and 2nd in both rec. yds. (4,179) and TDs (32). In 2016, earned First-Team All-Conference USA honors as a WR and Second-Team All-Conference USA honors as PR. Also earned First-Team All-Louisiana honors from the Louisiana Sports Writers Association. Started all 14 games and notched 136 receipts. for 1,803 yds. and 12 TDs. Also added 17 PRs for 176 yds. His 1,803 rec. yds. ranked 1st in the NCAA and set a single-season school record. As a junior, earned First-Team All-Conference USA and First-Team All-Louisiana honors. Played in 13 games and tallied 99 receipts. for 1,282 yds. and 9 TDs while adding 13 PRs for 83 yds. In 2014, earned Second-Team All-Conference USA and Honorable Mention All-Louisiana honors. Played in 14 games and tallied 64 receipts. for 834 yds. and 9 TDs. Also had 22 PRs for 168 yds. As a freshman, played in 12 games and notched 28 receipts. for 260 yds. and 2 TDs, while adding 6 PRs for 53 yds.

PERSONAL

- Attended Evangel Christian Academy (Shreveport, LA), and earned all-state, all-district and all-city honors and was named MVP of the state championship game as a senior.
- Registered 107 receipts. for 1,650 yds. and 20 TDs as a senior.
- Also lettered in basketball, baseball, tennis and track & field.
- Born Trent Nelson Taylor (4/30/94) in Cookville, TN.

INJURY REPORT

2017: Inactive vs. NYG (11/12) with a ribs injury.

2018: Inactive at GB (10/15) with a back injury.

2019: Inactive for the first 2 games of the season [at TB (9/8) and at Cin. (9/15)] with a foot injury. Placed on the Injured Reserve List on 9/20.



TAYLOR'S GAME-BY-GAME

2017									2017 Returns												
Date	Opp	W/L	P/S	Rec	Yds	Avg	Lg	TD	Date	Opp	KR	Yds	Avg	Lg	TD	PR	FC	Yds	Avg	Lg	TD
Sep 10	Car	L	1/0	1	8	8.0	8	0	Sep 10	Car	0	0	—	—	0	1	1	9	9.0	9	0
Sep 17	at Sea	L	1/0	2	6	3.0	5	0	Sep 17	at Sea	0	0	—	—	0	3	2	40	13.3	21	0
Sep 21	LAR	L	1/0	3	32	10.7	18	1	Sep 21	LAR	0	0	—	—	0	1	0	9	9.0	9	0
Oct 1	at Arz	L	1/0	5	47	9.4	12	0	Oct 1	at Arz	0	0	—	—	0	4	1	41	10.3	16	0
Oct 8	at Ind	L	1/0	1	6	6.0	6	0	Oct 8	at Ind	0	0	—	—	0	1	1	0	0.0	0	0
Oct 15	at Was	L	1/0	2	11	5.5	10	0	Oct 15	at Was	0	0	—	—	0	1	2	39	39.0	39	0
Oct 22	Dal	L	1/0	5	39	7.8	13	0	Oct 22	Dal	0	0	—	—	0	1	1	10	10.0	10	0
Oct 29	at Phi	L	1/0	3	33	11.0	13	0	Oct 29	at Phi	0	0	—	—	0	2	1	9	4.5	7	0
Nov 5	Arz	L	1/0	2	22	11.0	12	0	Nov 5	Arz	0	0	—	—	0	3	1	10	3.3	5	0
Nov 12	NYG	W	—	INACTIVE (Ribs)		—	—	—	Nov 12	NYG	—	—	—	INACTIVE (Ribs)		—	—	—	—	—	—
Nov 26	Sea	L	1/0	2	35	17.5	29	9	Nov 26	Sea	0	0	—	—	0	2	1	18	9.0	18	0
Dec 3	at Chi	W	1/0	6	92	15.3	33	0	Dec 3	at Chi	0	0	—	—	0	3	1	21	7.0	19	0
Dec 10	at Hou	W	1/0	2	11	5.5	6	0	Dec 10	at Hou	0	0	—	—	0	2	2	15	7.5	10	0
Dec 17	Ten	W	1/0	4	40	10.0	17	0	Dec 17	Ten	0	0	—	—	0	1	0	12	12.0	12	0
Dec 24	Jax	W	1/1	3	19	6.3	8	1	Dec 24	Jax	1	8	8.0	8	0	2	1	16	8.0	8	0
Dec 31	at LAR	W	1/0	2	29	14.5	15	0	Dec 31	at LAR	0	0	—	—	0	3	1	32	10.7	16	0
TOTALS			15/1	43	430	10.0	33	2	TOTALS		1	8	8.0	8	0	30	16	281	9.4	39	0

2018									2018 Returns												
Date	Opp	W/L	P/S	Rec	Yds	Avg	Lg	TD	Date	Opp	KR	Yds	Avg	Lg	TD	PR	FC	Yds	Avg	Lg	TD
Sep 9	at Min	L	1/0	4	28	7.0	10	0	Sep 9	at Min	0	0	—	—	0	0	0	0	—	—	0
Sep 16	Det	W	1/0	0	0	—	—	0	Sep 16	Det	1	15	15.0	15	0	0	2	0	—	—	0
Sep 23	at KC	L	1/0	3	24	8.0	10	0	Sep 23	at KC	0	0	—	—	0	0	0	0	—	—	0
Sep 30	at LAC	L	1/0	2	12	6.0	7	0	Sep 30	at LAC	0	0	—	—	0	1	1	8	8.0	8	0
Oct 7	Arz	L	1/0	7	61	8.7	16	1	Oct 7	Arz	0	0	—	—	0	3	1	3	1.0	3	0
Oct 15	at GB	L	—	INACTIVE (Back)		—	—	—	Oct 15	at GB	—	—	—	INACTIVE (Back)		—	—	—	—	—	—
Oct 21	LAR	L	1/0	1	6	6.0	6	0	Oct 21	at LAR	0	0	—	—	0	0	0	0	—	—	0
Oct 28	at Arz	L	1/0	1	7	7.0	7	0	Oct 28	at Arz	0	0	—	—	0	0	0	0	—	—	0
Nov 1	Oak	W	—	—	INACTIVE		—	—	Nov 1	Oak	—	—	—	INACTIVE		—	—	—	—	—	—
Nov 12	NYG	L	1/0	1	12	12.0	12	0	Nov 12	NYG	0	0	—	—	0	0	0	0	—	—	0
Nov 25	at TB	L	1/0	0	0	—	—	0	Nov 25	at TB	0	0	—	—	0	0	0	0	—	—	0
Dec 2	at Sea	L	1/0	1	11	11.0	11	0	Dec 2	at Sea	0	0	—	—	0	1	0	11	11.0	11	0
Dec 9	Den	W	1/0	1	6	6.0	6	0	Dec 9	Den	0	0	—	—	0	2	1	26	13.0	18	0
Dec 16	Sea	W	1/0	1	8	8.0	8	0	Dec 16	Sea	0	0	—	—	0	3	1	30	10.0	15	0
Dec 23	Chi	L	1/0	1	23	23.0	23	0	Dec 23	Chi	0	0	—	—	0	0	1	0	—	—	0
Dec 30	at LAR	L	1/0	3	17	5.7	9	0	Dec 30	at LAR	0	0	—	—	0	0	0	0	—	—	0
TOTALS			14/0	26	215	8.3	23	1	TOTALS		1	15	15.0	15	0	10	7	78	7.8	18	0



94

DL

SOLOMON THOMAS

6-3 | 280 | STANFORD

8.26.95 | COPPELL, TX | 3RD YEAR | ACQUIRED D-IA IN '17

AWARDS & HONORS

2019: Ed Block Courage Award

2019 HIGHLIGHTS

- Played in all 16 games and registered 21 tackles and 2.0 sacks. Appeared in all 3 postseason games and tallied 4 tackles and 1.0 sack.
- Sacked Bengals QB Andy Dalton at Cin. (9/15) for his 1st sack of the season.
- Brought down Rams QB Jared Goff at LAR (10/13) for an 8-yd. loss.
- Made his postseason debut vs. Min. (1/11/20 - NFC-D) and registered 1.0 sack of Vikings QB Kirk Cousins and 3 tackles. Helped the 49ers defense hold the Vikings to 147 total net yds. (21 rushing and 126 passing) vs. Min. (1/11/20 - NFC-D). The 147 total net yds. allowed are the fewest allowed in a postseason game in franchise history. It also marked the fewest total net yds. allowed in an NFL postseason game since 1/3/15 [Carolina held Arz. to 78 total net yds. (27 rushing and 51 passing)]. The 21 rushing yds. allowed by the 49ers defense is the fewest allowed in a postseason game in franchise history.

GOLDMINE

- Each year, Thomas walks to raise money for the American Foundation for Suicide Prevention. "I lost one of the most important people in my world to suicide earlier this year," said Thomas. "I will be walking for her and for everyone who suffers from the pain she felt. Ella was my sister. Ella was my best friend. She loved harder than she could breathe. She filled a room with such a strong presence that it would light up the room. She made my life go. Having Ella as my sister was the greatest gift this life has given me. She taught me to be myself, to make everyone feel loved, to appreciate everything in front of me, and so much more. She was so perceptive and so compassionate. I will live every day for my amazing sister. "I walk not only because of what happened to Ella and our family; I walk because I want to help others. I want others to have better information and resources. It's time to talk about mental health. It's time to acknowledge that everyone is going through something that we don't know about and might not understand. It's time to have empathy for those things we don't understand. The funds raised at this walk will benefit the American Foundation for Suicide Prevention. Net proceeds will help those affected by suicide and mental health conditions by supporting research, advocacy, survivor resources, education and awareness programs. "Be meaningful in every conversation, seek to show others you care. You never know what you could say that might save someone's life. I want to make this a better world. Please help me in support of those who suffer." Each year, the Thomas family gets together a group of family and friends which will be known as team "Ella's Sunflowers." If you are in crisis, please call the National Suicide Prevention Lifeline at 1-800-273-TALK (8255) or contact the Crisis Text Line by texting TALK to 741741.



THOMAS' GOLDEN NUGGETS

- Born in Chicago, IL, Thomas moved and spent part of his childhood living in Australia. His father, Chris, was an international sales manager for Proctor & Gamble and he was stationed there. Thomas grew up learning to surf and enjoyed playing on the beach and eating fish and chips. He didn't begin playing football until he moved to Coppell, TX.
- Named the 49ers Ed Block Courage Award recipient in 2019. The Ed Block Courage Award is named after Ed Block, the former head athletic trainer of the Baltimore Colts of 23 years. Block was a pioneer in his profession and a respected humanitarian whose most passionate cause was helping children of abuse. The award is presented in his name each year to the player that exemplified a commitment to sportsmanship and courage. Ed Block Courage Award winners from each of the 32 NFL teams are honored at a banquet in Baltimore, MD.
- As a junior at Stanford, Thomas earned the Morris Trophy, a prestigious honor voted on by opposing Pac-12 offensive linemen. He joins 49ers teammate DL DeForest Buckner as Morris Trophy winners on the roster.



THOMAS' GAME-BY-GAME

2019

Date	Opp	W/L	P/S	Tot	Sol	Ast	Sk	Yds	Int	Yds	PD	FF	FR	Yds
Sep 8	at TB	W	1/0	0	0	0	0.0	0.0	0	0	0	0	0	0
Sep 15	at Cin	W	1/0	3	2	1	1.0	1.0	0	0	0	0	0	0
Sep 22	Pit	W	1/0	3	2	1	0.0	0.0	0	0	0	0	0	0
Oct 7	Cle	W	1/0	1	1	0	0.0	0.0	0	0	0	0	0	0
Oct 13	at LAR	W	1/0	2	2	0	1.0	8.0	0	0	0	0	0	0
Oct 20	at Was	W	1/0	2	2	0	0.0	0.0	0	0	0	0	0	0
Oct 27	Car	W	1/0	2	1	1	0.0	0.0	0	0	0	0	0	0
Oct 31	at Arz	W	1/0	1	1	0	0.0	0.0	0	0	0	0	0	0
Nov 11	Sea	L	1/0	1	0	1	0.0	0.0	0	0	0	0	0	0
Nov 17	Arz	W	1/0	1	1	0	0.0	0.0	0	0	0	0	0	0
Nov 24	GB	W	1/0	0	0	0	0.0	0.0	0	0	0	0	0	0
Dec 1	at Bal	L	1/0	1	0	1	0.0	0.0	0	0	0	0	0	0
Dec 8	at NO	W	1/0	0	0	0	0.0	0.0	0	0	0	0	0	0
Dec 15	Atl	L	1/1	1	0	1	0.0	0.0	0	0	0	0	0	0
Dec 21	LAR	W	1/0	1	1	0	0.0	0.0	0	0	0	0	0	0
Dec 29	at Sea	W	1/0	2	2	0	0.0	0.0	0	0	0	0	0	0
TOTALS			16/0	21	15	6	2.0	9.0	0	0	0	0	0	0

2019 Postseason

Date	Opp	W/L	P/S	Tot	Sol	Ast	Sk	Yds	Int	Yds	PD	FF	FR	Yds
Jan 11	Min	W	1/0	3	3	0	1.0	11.0	0	0	0	0	0	0
Jan 19	GB	W	1/0	1	1	0	0.0	0.0	0	0	0	0	0	0
Feb 2	at KC	L	1/0	0	0	0	0.0	0.0	0	0	0	0	0	0
TOTALS			3/0	4	4	0	1.0	11.0	0	0	0	0	0	0



GOLDMINE (CONTINUED)

- Prior to Week 2's matchup in Cincinnati during the 2019 season, the 49ers spent time in Youngstown, Ohio, where they participated in the Community Blitz. Thomas and some of his teammates joined the students at Williamson Elementary School to talk about inclusion and anti-bullying. They played at an assembly before helping the kids write compliment cards and discuss how to be kind to one another.



- The 49ers partnered with CASSY (Counseling and Support Services for Youth) for a mental health awareness event at Monroe Middle School (Campbell, CA) on December 18, 2018. Thomas and his teammates joined the 6th, 7th and 8th grade students who were pre-identified as having mental health struggles, and held group discussions centered on managing stress and destigmatizing mental health matters.



- NFL players had the opportunity to participate in the NFL's annual My Cause, My Cleats campaign during a designated home game between Weeks 13-15 of 2018. Thomas and his teammates represented their respective causes with custom-designed cleats in an effort to raise awareness and funding. The American Foundation for Suicide Prevention (AFSP) gives those affected by suicide a nationwide community empowered by research, education and advocacy to take action against this leading cause of death. Thomas also included the phrase "Bad Boys for Life," as a tribute to he and his sister Ella's favorite movie, *Bad Boys*.



- After posing for a photo-shoot, Thomas and his teammates joined Levi's in support of breast, colon and pediatric cancer warriors at the Crucial Catch Fashion Show presented by Dignity Health on October 2, 2018. 49ers players and cancer warriors took to the runway to show off their attire and share their stories of strength and courage with the audience.



- In partnership with the One Love Foundation, Thomas, his 49ers teammates and their significant others participated in a film-based workshop with local high school students about healthy and unhealthy relationships. The group watched a film together, and thereafter, held group discussions about the implications of the relationship behaviors depicted in the film. The One Love Foundation believes that love is a skill we can work on, and focuses on three main elements to convey their message: content, conversation and community action.



- The 49ers joined forces with Martha's Kitchen of San Jose as part of their Community Tuesday kickoff event on September 11, 2018. Thomas and teammates took part in the event by serving dinner to nearly 200 residents in need, refilling beverages and bussing tables. Both the 49ers and Levi's Stadium partner with Martha's Kitchen throughout the year by donating excess food after stadium events. Martha's Kitchen's mission is to "feed the hungry with dignity, no questions asked, no judgements made."



- Thomas comes from an athletic family. His father, Chris, and mother, Martha, each attended the College of Wooster (OH) where Chris played basketball and Martha ran track. Solomon's uncle, Jon Thomas, ran track at Indiana University where he was a four-time Big Ten 400m hurdles champion.



GOLDMINE (CONTINUED)

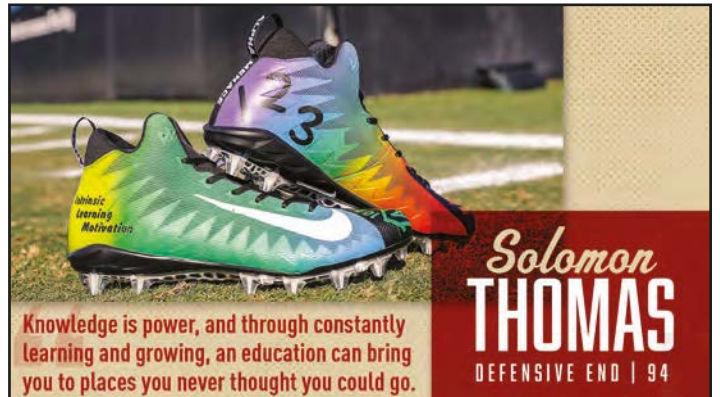
- Thomas spent part of his life living in Australia. Says Solomon, “My dad was an international sales manager for Proctor & Gamble, and they had him out there. It was an amazing experience to be there from two to seven or eight. It definitely gave me a different perspective on life and definitely shaped me for life.” Thomas’ family moved back to the United States and spent a few years living in Connecticut. It wasn’t until his family prepared to move to Texas that Thomas was introduced to football, when his parents had him watch ‘Friday Night Lights.’
- During his childhood, Thomas grew up speaking with a thick Australian accent. When he moved back to the States, no one in school could understand him, so he took three years of speech therapy classes to remove the accent. However, if it was up to Thomas, he would have kept the accent. Said Thomas, “It’s unfortunate, because I’d love to still have my Australian accent.”
- In October of 2017, the 49ers partnered with Bags of Fun to deliver backpacks to children undergoing treatment at Lucile Packard Children’s Hospital. Each bag was personalized with educational, interactive and fun toys to provide joy, laughter and relief from the stress and anxiety of being in the hospital. Thomas and his teammates spent time with patients receiving Bags of Fun and other families in the hospital to uplift them during a difficult time.
- NFL players had the opportunity to participate in the NFL’s annual My Cause, My Cleats campaign during Week 14 of the 2019 season. Thomas and his teammates represented their respective causes with custom-designed cleats in an effort to raise awareness and funding. Thomas represented the American Foundation for Suicide Prevention, and said, “I play for my sister, Ella, and to destigmatize depression.”



- In honor of the NFL’s Crucial Catch campaign, the 49ers hosted a fashion show in October of 2017, featuring breast cancer and pediatric cancer warriors in apparel donated by Levi’s®. Thomas, along with his 49ers teammates, walked the runway with cancer warriors as they shared their stories of strength and courage with the audience.



- During all Week 13 games in 2017, NFL players had the chance to share the causes that are important to them as part of the NFL’s My Cause, My Cleats campaign. Thomas is supporting 10 Books A Home for his My Cause, My Cleats initiative. Thomas’ mom was a teacher and his family instilled the importance of having an education. 10 Books A Home is an early childhood education non-profit whose mission is to send all high poverty preschoolers to kindergarten prepared to perform above grade level. “Knowledge is power, an through constantly learning and growing, an education can bring you to places you never thought you could go,” said Thomas.





THOMAS' CAREER STATISTICS

YEAR	TEAM	GP	GS	TACKLES					INT	INTERCEPTIONS				PD	FUMBLES		
				TOT	SOL	AST	SACKS	YDS		YDS	LG	TD	FF		FR	YDS	
2017	SF	14	12	41	34	7	3.0	9.0	0	0	—	0	0	0	0	1	0
2018	SF	16	13	31	24	7	1.0	2.0	0	0	—	0	0	0	0	0	0
2019	SF	16	0	21	15	6	2.0	9.0	0	0	—	0	0	0	0	0	0
TOTALS		46	25	93	73	20	6.0	20.0	0	0	—	0	0	0	0	1	0

PLAYOFFS

YEAR	TEAM	GP	GS	TACKLES					INT	INTERCEPTIONS				PD	FUMBLES		
				TOT	SOL	AST	SACKS	YDS		YDS	LG	TD	FF		FR	YDS	
2019	SF	3	0	4	4	0	1.0	11.0	0	0	–	0	0	0	0	0	0
TOTALS		3	0	4	4	0	1.0	11.0	0	0	–	0	0	0	0	0	0

Milestones:

NFL Debut: vs. Car. (9/10/17); **First Start:** at Sea. (9/17/17); **First Sack:** Regular Season – at Arz. (10/1/17 – QB Carson Palmer); Postseason – vs. Min. (1/11/20 – QB Kirk Cousins); **First FR:** at LAR (12/31/17 – QB Sean Mannion)

THOMAS' CAREER HIGHS

Total Tackles: Regular Season – 9 at Was. (10/15/17); Postseason – 3 vs. Min. (1/11/20)

Solo: Regular Season – 7 at Was. (10/15/17); Postseason – 3 vs. Min. (1/11/20)

Assists: Regular Season – 2 (3 times) Last at LAR (12/30/18)

Sacks: Regular Season – 1.0 (6 times) Last at LAR (10/13/19); Postseason – 1.0 vs. Min. (1/11/20)

Fumble Recoveries: Regular Season – 1 at LAR (12/31/17)

THOMAS' TRANSACTIONS

Originally the first of two 1st-round (3rd overall) draft choices by SF in 2017.



2018

- Appeared in all 16 games (13 starts) and registered 31 tackles and 1.0 sack.
- Credited with 1.0 sack, his 1st of the season, vs. Oak. (11/1).

2017

- Played in 14 games (12 starts) and registered 41 tackles, 3.0 sacks and 1 FR.
- Brought down Cardinals QB Carson Palmer at Arz. (10/1), notching the 1st sack of his career.
- Registered a career-high 9 tackles at Was. (10/15), while also notching his 2nd career sack, bringing down Redskins QB Kirk Cousins.
- Brought down Jaguars QB Blake Bortles for a 2-yd. loss vs. Jax. (12/24), marking his 3rd sack of the season.
- Notched his 1st career FR at LAR (12/31), jumping on a fumble by Rams QB Sean Mannion.

COLLEGE

Appeared in 27 games in three seasons at Stanford and registered 101 tackles, 11.5 sacks, 25.5 TFLs, 4 FRs and 2 TDs. In 2016, was named Second-Team All-America by *USA Today* and Third-Team All-America by the Associated Press. Also earned First-Team All-Pac-12 honors and the Morris Trophy award, a prestigious honor voted on by opposing Pac-12 offensive linemen. Appeared in all 13 games and registered 62 tackles, 8.0 sacks, 15 TFLs and 2 FRs. As a sophomore in 2015, appeared in all 14 games for the Cardinal and was named All-Pac-12 honorable mention after recording 39 tackles, 3.5 sacks, 10.5 TFLs and 2 FRs. Thomas did not see action as a freshman in 2014.

PERSONAL

- Attended Coppell (TX) HS, where he recorded 272 total tackles and was named second-team all-state in 2013. Also had 21 sacks throughout his final three years. Was named Second-Team All-USA by *USA Today* as a senior in 2013.
- Also lettered in basketball at Coppell.
- Son of Chris and Martha Thomas.
- Born Solomon Christopher Thomas (8/26/95) in Chicago, IL.
- Studied communications at Stanford.

INJURY REPORT

2017: Inactive vs. Arz. (11/5) and vs. NYG (11/12) with a knee injury.

THOMAS' GAME-BY-GAME

2017

Date	Opp	W/L	P/S	Tot	Sol	Ast	Sk	Yds	Int	Yds	PD	FF	FR	Yds
Sep 10	Car	L	1/0	2	2	0	0.0	0.0	0	0	0	0	0	0
Sep 17	at Sea	L	1/1	4	4	0	0.0	0.0	0	0	0	0	0	0
Sep 21	LAR	L	1/0	1	1	0	0.0	0.0	0	0	0	0	0	0
Oct 1	at Arz	L	1/1	5	5	0	1.0	2.0	0	0	0	0	0	0
Oct 8	at Ind	L	1/1	2	1	1	0.0	0.0	0	0	0	0	0	0
Oct 15	at Was	L	1/1	9	7	2	1.0	5.0	0	0	0	0	0	0
Oct 22	Dal	L	1/1	1	1	0	0.0	0.0	0	0	0	0	0	0
Oct 29	at Phi	L	1/1	2	1	1	0.0	0.0	0	0	0	0	0	0
Nov 5	Arz	L	—	—	—	—	INACTIVE (Knee)	—	—	—	—	—	—	—
Nov 12	NYG	W	—	—	—	—	INACTIVE (Knee)	—	—	—	—	—	—	—
Nov 26	Sea	L	1/1	2	2	0	0.0	0.0	0	0	0	0	0	0
Dec 3	at Chi	W	1/1	1	1	0	0.0	0.0	0	0	0	0	0	0
Dec 10	at Hou	W	1/1	2	1	1	0.0	0.0	0	0	0	0	0	0
Dec 17	Ten	W	1/1	3	2	1	0.0	0.0	0	0	0	0	0	0
Dec 24	Jax	W	1/1	6	5	1	1.0	2.0	0	0	0	0	0	0
Dec 31	at LAR	W	1/1	1	1	0	0.0	0.0	0	0	0	0	1	0
TOTALS			14/12	41	34	7	3.0	9.0	0	0	0	0	1	0

2018

Date	Opp	W/L	P/S	Tot	Sol	Ast	Sk	Yds	Int	Yds	PD	FF	FR	Yds
Sep 9	at Min	L	1/1	1	0	1	0.0	0.0	0	0	0	0	0	0
Sep 16	Det	W	1/1	2	2	0	0.0	0.0	0	0	0	0	0	0
Sep 23	at KC	L	1/1	0	0	0	0.0	0.0	0	0	0	0	0	0
Sep 30	at LAC	L	1/1	2	2	0	0.0	0.0	0	0	0	0	0	0
Oct 7	Arz	L	1/1	1	1	0	0.0	0.0	0	0	0	0	0	0
Oct 15	at GB	L	1/1	1	1	0	0.0	0.0	0	0	0	0	0	0
Oct 21	LAR	L	1/0	5	3	2	0.0	0.0	0	0	0	0	0	0
Oct 28	at Arz	L	1/1	2	2	0	0.0	0.0	0	0	0	0	0	0
Nov 1	Oak	W	1/0	3	3	0	1.0	2.0	0	0	0	0	0	0
Nov 12	NYG	L	1/0	0	0	0	0.0	0.0	0	0	0	0	0	0
Nov 25	at TB	L	1/1	2	2	0	0.0	0.0	0	0	0	0	0	0
Dec 2	at Sea	L	1/1	2	2	0	0.0	0.0	0	0	0	0	0	0
Dec 9	Den	W	1/1	0	0	0	0.0	0.0	0	0	0	0	0	0
Dec 16	Sea	W	1/1	2	1	1	0.0	0.0	0	0	0	0	0	0
Dec 23	Chi	L	1/1	4	3	1	0.0	0.0	0	0	0	0	0	0
Dec 30	at LAR	L	1/0	4	2	2	0.0	0.0	0	0	0	0	0	0
TOTALS			16/13	31	24	7	1.0	2.0	0	0	0	0	0	0



83

TE

LEVINE TOILOLO

6-8 | 268 | STANFORD

7.30.91 | LA MESA, CA | 7TH YEAR | ACQUIRED FA IN '19

GOLDMINE

- The 49ers hosted the third annual Crucial Catch Fashion Show presented by Dignity Health on October 2nd, 2019, featuring cancer warriors representing all cancers as they modeled apparel donated by Levi's. Toilolo and his teammates were paired with each of the warriors to share their stories of strength and courage with the audience and walk the runway.



- Toilolo isn't the first of his family to make it to the NFL. In fact, three of his uncles accomplished that feat before he did. His uncle, Dan Saleaumua, played for the Lions, Chiefs, and Seahawks from 1987-1998. A year later, uncle Edwin Mulitalo joined the Ravens, followed by the Lions, with his career spanning from 1999 to 2008. Joe Salave'a, who is currently a coach at the University of Oregon, played from 1998 to 2003, with his most recent team being the Chargers. Though Toilolo and his uncles are the only ones in his family to play in the NFL, that's not where the athleticism stops. Two of Levine's cousins played college football, another played college basketball and his sister, Chasity, ran track at the University of Utah.

- Levine, along with his brother and several cousins, sports a full arm of tattoos dedicated to his Polynesian heritage. Though Toilolo was born in California, his grandparents hail from Samoa. From the different symbols or representations of spearheads and shark teeth, his tattoos represent the strength that his family takes pride in. "When you think of Polynesia culture, you think bigger, and that warrior spirit has been around from our ancestors. And any Polynesian takes pride in that."



TOILOLO'S GOLDEN NUGGETS

- His name is pronounced luh-VEEN toy-LOW-low.
- Excels at playing the ukulele.
- Prior to the 2017 season, Levine and his teammates took part in Rally on the Runway, where Rally Kids composed of children fighting or who have fought cancer model down the runway with a player. The event raised more than \$280,000 for childhood cancer research.

TOILOLO'S GAME-BY-GAME

2019

Date	Opp	W/L	P/S	Rec	Yds	Avg	Lg	TD
Sep 8	at TB	W	1/0	0	0	—	—	0
Sep 15	at Cin	W	1/0	0	0	—	—	0
Sep 22	Pit	W	1/0	0	0	—	—	0
Oct 7	Cle	W	1/0	0	0	—	—	0
Oct 13	at LAR	W	1/0	1	8	8.0	8	0
Oct 20	at Was	W	1/0	1	2	2.0	2	0
Oct 27	Car	W	1/0	0	0	—	—	0
Oct 31	at Arz	W	1/0	0	0	—	—	0
Nov 11	Sea	L	1/0	0	0	—	—	0
Nov 17	Arz	W	1/0	0	0	—	—	0
Nov 24	GB	W	—	—	INACTIVE	—	—	—
Dec 1	at Bal	L	—	—	INACTIVE	—	—	—
Dec 8	at NO	W	—	—	INACTIVE	—	—	—
Dec 15	Atl	L	1/0	0	0	—	—	0
Dec 21	LAR	W	1/0	0	0	—	—	0
Dec 29	at Sea	W	1/0	0	0	—	—	0
TOTALS			13/0	2	10	5.0	8	0

2019 Postseason

Date	Opp	W/L	P/S	Rec	Yds	Avg	Lg	TD
Jan 11	Min	W	1/0	0	0	—	—	0
Jan 19	GB	W	1/0	0	0	—	—	0
Feb 2	at KC	L	1/0	0	0	—	—	0
TOTALS			3/0	0	0	—	—	0

GOLDMINE (CONTINUED)

- Standing at 6'8", Toilolo is one of the tallest players in the NFL, towering over his competitors and fans alike. This was even more evident prior to Super Bowl LI, when the Atlanta Falcons participated in Opening Day. Levine was interviewed by Olympic gold medalist Simone Biles, a gymnast who measures in at 4'9". Biles was working as a special correspondent for "Inside Edition" following her appearance in Rio. In reference to the interview, Toilolo said, "Pretty cool getting the chance to speak with [a] U.S. Olympian and all around boss."





GOLDMINE (CONTINUED)

- NFL players had the opportunity to participate in the NFL's annual My Cause, My Cleats campaign during Week 14 of the 2019 season. Toilolo and his teammates represented their respective causes with custom-designed cleats in an effort to raise awareness and funding. Toilolo represented the Breast Cancer Research Foundation, and said, "I play for my mom, a breast cancer warrior."



- The 49ers and their families hosted 450 underserved boys and girls from the Bay Area for the first-ever 49ers Hope for the Holidays event. Each child had a once-in-a-lifetime experience traveling through Levi's Stadium and left with a brand new bike, helmet, lock, haircut, shoes, toys, glasses, backpack, dinner and more.



TOILOLO'S CAREER STATISTICS

YEAR	TEAM	GP	GS	RECEIVING					RUSHING				
				NO	YDS	AVG	LG	TD	ATT	YDS	AVG	LG	TD
2013	ATL	16	3	11	55	5.0	12	2	0	0	—	—	0
2014	ATL	16	16	31	238	7.7	20	2	0	0	—	—	0
2015	ATL	16	15	7	44	6.3	11	0	0	0	—	—	0
2016	ATL	16	11	13	264	20.3	46t	2	0	0	—	—	0
2017	ATL	15	12	12	122	10.2	25t	1	0	0	—	—	0
2018	DET	16	10	21	263	12.5	39	1	0	0	—	—	0
2019	SF	13	0	2	10	5.0	8	0	0	0	—	—	0
TOTALS		108	67	97	996	10.3	46t	8	0	0	—	—	0

PLAYOFFS

YEAR	TEAM	GP	GS	RECEIVING					RUSHING				
				NO	YDS	AVG	LG	TD	ATT	YDS	AVG	LG	TD
2016	ATL	3	3	3	31	10.3	18	0	0	0	—	—	0
2017	ATL	2	2	1	12	12.0	12	0	0	0	—	—	0
2019	SF	3	0	0	0	—	—	0	0	0	—	—	0
TOTALS		8	5	4	43	10.8	18	0	0	0	—	—	0

Additional Statistics:

Special Teams Tackles: Regular Season – 11: 2013 (1); 2014 (1); 2015 (2); 2016 (3); 2017 (4) **Postseason** – 1: 2017 (1)

Fumbles – Lost – 1–1: 2014 (1–1)

Own Fumble Recoveries – 2: 2014 (1); 2017 (1)

Tackles – 4: 2014 (2); 2018 (2)

Milestones:

NFL Debut: at NO (9/8/13); **First Start:** at Mia. (9/22/13); **First Reception:** Regular Season – vs. StL (9/15/13 – 4-yd. pass from QB Matt Ryan); Postseason – vs. Sea. (1/14/17 – 8-yd. pass from QB Matt Ryan); **First TD Reception:** at Mia. (9/22/13 – 2-yd. pass from QB Matt Ryan)

TOILOLO'S CAREER HIGHS

Receptions: Regular Season – 4 (5 times) Last at GB (12/30/18); Postseason – 2 vs. Sea. (1/14/17)

Receiving Yards: Regular Season – 90 vs. LAR (12/2/18); Postseason – 26 vs. Sea. (1/14/17)

Long Reception: Regular Season – 46t at Sea. (10/16/16); Postseason – 18 vs. Sea. (1/14/17)

TD Receptions: Regular Season – 1 (8 times) Last at GB (12/30/18)

TOILOLO'S TRANSACTIONS

Originally a fourth-round (133rd overall) draft choice by Atl. in 2013...Re-signed with Atl. on a three-year deal on 3/13/17...Signed a one-year deal with Det. on 3/29/18...Signed a one-year deal with SF on 5/15/19.



2018 (DETROIT)

- Appeared in all 16 games (10 starts) and finished the season with 21 repts. for 263 yds. (12.5 avg.) and 1 TD.
- Registered 4 repts. for a season-high 90 yds. (22.5 avg.) vs. LAR (12/2).
- Hauled in 4 repts. for 43 yds. and his only TD on the season at GB (12/30).

2017 (ATLANTA)

- Saw action in 15 games (12 starts), adding 12 repts. for 122 yds. and 1 TD. Also started in each of the team's 2 postseason contests and saw his 1 repts. go for 12 yds.
- Finished with 2 repts. for 31 yds. at Sea. (11/20), including a 25-yd. TD repts., his only TD on the season.

2016 (ATLANTA)

- Appeared in all 16 games for the 4th-consecutive season, making 11 starts and finishing with 13 repts. for a career-high 264 yds. and 2 TDs.
- Made starts in each of his 3 postseason appearances, adding 3 repts. for 31 yds.
- Added 3 repts. for 69 yds. at Sea. (10/16), including a career-long 46-yd. TD repts.
- Took his 1 repts. 32 yds. for a TD at TB (11/3).
- Made the start in his first postseason contest vs. Sea. (1/14/17 - NFC-D), registering 2 repts. for 26 yds.

2015 (ATLANTA)

- Saw action in all 16 games (15 starts), finishing with 7 repts. for 44 yds.
- Registered 2 repts. for a season-high 18 yds. at NO (10/15).

2014 (ATLANTA)

- Made starts in all 16 games, finishing the season with a career-high 31 repts. for 238 yds. and 2 TDs.
- Caught 3 passes for 19 yds. and 1 TD in the season opener vs. NO (9/7).
- Finished with 3 repts. for a season-high 34 yds. vs. Chi. (10/12).

2013 (ATLANTA)

- Appeared in 16 games (3 starts) as a rookie, finishing with 11 repts. for 55 yds. and 2 TDs.
- Made his NFL debut at NO (9/8).
- Saw his only repts. go for a 2-yd. TD in his first NFL start at Mia. (9/22).

COLLEGE

Started 28 games at Stanford and recorded 50 repts. for 763 yds. (15.3 avg.) and 10 TDs. As a senior in 2012, started 14 games and registered 24 repts. for 393 yds. and 4 TDs, earning Honorable Mention All-Pac-12 honors. In 2011, earned Honorable Mention All-Pac-12 honors after finishing with 25 repts. for 343 yds. and 6 TDs. Made 1 start in his only appearance in 2010, catching 1 pass for 27 yds. after not seeing action as a freshman in 2009.

PERSONAL

- Attended Helix Charter (La Mesa, CA) HS where he earned Prep-Star all-America honors, was named first-team all-state Division II and all-CIF San Diego Section honors along with first-team all-grossmont honors as a TE and DE.
- Also lettered in basketball for the Helix Highlanders.
- Majored in information science & technology in society at Stanford.
- Born Levine Joseph Toilolo (7/30/91) in San Diego, CA.

INJURY REPORT

2017: Inactive vs. Car. (12/31) with a knee injury.

TOILOLO'S GAME-BY-GAME

2013 (Atlanta)

Date	Opp	W/L	P/S	Rec	Yds	Avg	Lg	TD
Sep 8	at NO	L	1/0	0	0	—	—	0
Sep 15	StL	W	1/0	1	4	4.0	4	0
Sep 22	at Mia	L	1/1	1	2	2.0	2t	1
Sep 29	NE	L	1/0	1	4	4.0	4	0
Oct 7	NYJ	L	1/0	2	15	7.5	12	1
Oct 20	TB	W	1/0	0	0	—	—	0
Oct 27	at Arz	L	1/0	3	6	2.0	7	0
Nov 3	at Car	L	1/0	0	0	—	—	0
Nov 10	Sea	L	1/0	0	0	—	—	0
Nov 17	at TB	L	1/0	1	6	6.0	6	0
Nov 21	NO	L	1/0	1	6	6.0	6	0
Dec 1	at Buf	W	1/0	1	12	12.0	12	0
Dec 8	at GB	L	1/0	0	0	—	—	0
Dec 15	Was	W	1/0	0	0	—	—	0
Dec 23	at SF	L	1/1	0	0	—	—	0
Dec 29	Car	L	1/1	0	0	—	—	0
TOTALS			16/3	11	55	5.0	12	2

2014 (Atlanta)

Date	Opp	W/L	P/S	Rec	Yds	Avg	Lg	TD
Sep 7	NO	W	1/1	3	19	6.3	12	1
Sep 14	at Cin	L	1/1	2	13	6.5	10	0
Sep 18	TB	W	1/1	2	25	12.5	13	0
Sep 28	at Min	L	1/1	1	12	12.0	12	0
Oct 5	at NYG	L	1/1	0	0	—	—	0
Oct 12	Chi	L	1/1	3	34	11.3	15	0
Oct 19	at Bal	L	1/1	2	20	10.0	17	0
Oct 26	Det	L	1/1	2	26	13.0	15	0
Nov 9	at TB	W	1/1	0	0	—	—	0
Nov 16	at Car	W	1/1	2	23	11.5	20	0
Nov 23	Cle	L	1/1	2	17	8.5	9	0
Nov 30	Arz	W	1/1	4	15	3.8	8	1
Dec 8	at GB	L	1/1	1	-1	-1.0	—	0
Dec 14	Pit	L	1/1	1	4	4.0	4	0
Dec 21	at NO	W	1/1	4	17	4.3	8	0
Dec 28	Car	L	1/1	2	14	7.0	11	0
TOTALS			16/16	31	238	7.7	20	2



TOILOLO'S GAME-BY-GAME

2015 (Atlanta)

Date	Opp	W/L	P/S	Rec	Yds	Avg	Lg	TD
Sep 14	Phi	W	1/1	1	4	4.0	4	0
Sep 20	at NYG	W	1/1	0	0	—	—	0
Sep 27	at Dal	W	1/1	1	6	6.0	6	0
Oct 4	Hou	W	1/1	0	0	—	—	0
Oct 11	Was	W	1/1	0	0	—	—	0
Oct 15	at NO	L	1/1	2	18	9.0	11	0
Oct 25	at Ten	W	1/1	0	0	—	—	0
Nov 1	TB	L	1/1	1	7	7.0	7	0
Nov 8	at SF	L	1/0	1	1	1.0	1	0
Nov 22	Ind	L	1/1	0	0	—	—	0
Nov 29	Min	L	1/1	0	0	—	—	0
Dec 6	at TB	L	1/1	0	0	—	—	0
Dec 13	at Car	L	1/1	0	0	—	—	0
Dec 20	at Jax	W	1/1	0	0	—	—	0
Dec 27	Car	W	1/1	0	0	—	—	0
Jan 3	NO	L	1/1	1	8	8.0	8	0
TOTALS			16/15	7	44	6.3	11	0

2017 (Atlanta)

Date	Opp	W/L	P/S	Rec	Yds	Avg	Lg	TD
Sep 10	at Chi	W	1/0	0	0	—	—	0
Sep 17	GB	W	1/0	0	0	—	—	0
Sep 24	at Det	W	1/1	0	0	—	—	0
Oct 1	Buf	L	1/1	3	21	7.0	9	0
Oct 15	Mia	L	1/1	0	0	—	—	0
Oct 22	at NE	L	1/1	0	0	—	—	0
Oct 29	at NYJ	W	1/1	2	20	10.0	15	0
Nov 5	at Car	L	1/1	1	8	8.0	8	0
Nov 12	Dal	W	1/1	1	10	10.0	10	0
Nov 20	at Sea	W	1/1	2	31	15.5	25t	1
Nov 26	TB	W	1/0	0	0	—	—	0
Dec 3	Min	L	1/1	2	25	12.5	16	0
Dec 7	NO	W	1/1	1	7	7.0	7	0
Dec 18	at TB	W	1/1	0	0	—	—	0
Dec 24	at NO	L	1/1	0	0	—	—	0
Dec 31	Car	W	—	—	INACTIVE (Knee)	—	—	—
TOTALS			15/12	12	122	10.2	25	1

2016 (Atlanta)

Date	Opp	W/L	P/S	Rec	Yds	Avg	Lg	TD
Sep 11	TB	L	1/0	0	0	—	—	0
Sep 18	at Oak	W	1/0	2	21	10.5	16	0
Sep 26	at NO	W	1/1	0	0	—	—	0
Oct 2	Car	W	1/1	0	0	—	—	0
Oct 9	at Den	W	1/0	0	0	—	—	0
Oct 16	at Sea	L	1/0	3	69	23.0	46t	1
Oct 23	SD	L	1/1	1	5	5.0	5	0
Oct 30	GB	W	1/0	0	0	—	—	0
Nov 3	at TB	W	1/1	1	32	32.0	32t	1
Nov 13	at Phi	L	1/1	0	0	—	—	0
Nov 27	Arz	W	1/1	1	18	18.0	18	0
Dec 4	KC	L	1/1	1	42	42.0	42	0
Dec 11	at LAR	W	1/1	1	19	19.0	19	0
Dec 18	SF	W	1/1	1	30	30.0	30	0
Dec 24	at Car	W	1/1	1	10	10.0	10	0
Jan 1	NO	W	1/1	1	18	18.0	18	0
TOTALS			16/11	13	264	20.3	46t	2

2016 Postseason (Atlanta)

Date	Opp	W/L	P/S	Rec	Yds	Avg	Lg	TD
Jan 14	Sea	W	1/1	2	26	13.0	18	0
Jan 22	GB	W	1/1	1	5	5.0	5	0
Feb 5	NE	L	1/1	0	0	—	—	0
TOTALS			3/3	3	31	10.3	18	0

2017 Postseason (Atlanta)

Date	Opp	W/L	P/S	Rec	Yds	Avg	Lg	TD
Jan 6	at LAR	W	1/1	0	0	—	—	0
Jan 13	at Phi	L	1/1	1	12	12.0	12	0
TOTALS			2/2	1	12	12.0	12	0

2018 (Detroit)

Date	Opp	W/L	P/S	Rec	Yds	Avg	Lg	TD
Sep 10	NYJ	L	1/0	1	7	7.0	7	0
Sep 16	at SF	L	1/1	0	0	—	—	0
Sep 23	NE	W	1/1	0	0	—	—	0
Sep 30	at Dal	L	1/0	2	12	6.0	8	0
Oct 7	GB	W	1/0	0	0	—	—	0
Oct 21	at Mia	W	1/0	0	0	—	—	0
Oct 28	Sea	L	1/1	1	12	12.0	12	0
Nov 4	at Min	L	1/0	0	0	—	—	0
Nov 11	at Chi	L	1/1	1	16	16.0	16	0
Nov 18	Car	W	1/1	1	13	13.0	13	0
Nov 22	Chi	L	1/1	0	0	—	—	0
Dec 2	LAR	L	1/1	4	90	22.5	39	0
Dec 9	at Arz	W	1/0	2	26	13.0	16	0
Dec 16	at Buf	L	1/1	4	28	7.0	18	0
Dec 23	Min	L	1/1	1	16	16.0	16	0
Dec 30	at GB	W	1/1	4	43	10.8	16	1
TOTALS			16/10	21	263	12.5	39	1



75

OL

LAKEN TOMLINSON

6-3 | 315 | DUKE

2.9.92 | CHICAGO, IL | 5TH YEAR | ACQUIRED TR IN '17 - DET.

AWARDS & HONORS

2018: Bobb McKittrick Award

2019 HIGHLIGHTS

- Started all 16 games at LG. Also started all 3 postseason games at LG.
- Part of an offensive line that helped the 49ers rush for 259 yds. at Cin. (9/22), the most by the team since 12/20/14 vs. SD (355 rushing yds.). It also marked the most rushing yds. by the team on the road since 11/29/10 at Arz. (261 rushing yds.). Additionally, the offensive line did not allow a sack on 25 pass attempts by QB Jimmy Garoppolo and 1 attempt by WR Dante Pettis.
- Helped the 49ers rush for 275 yds. and 2 TDs on 40 carries (6.9 avg.) vs. Cle. (10/7), the most rushing yds. by the team in a single game since 12/20/14 (355 vs. SD).
- Helped the 49ers rush for 232 yds. and 5 TDs on 38 carries (6.1 avg.) vs. Car. (10/27). The 5 rushing TDs were the most by the 49ers in a single-game since 10/18/92 vs. Atl. (5 rushing TDs).
- Helped the 49ers offense rush for 186 yds. and 2 TDs on 47 carries vs. Min. (1/11/20 - NFC-D). The 47 rushing atts. are the most in a postseason game in franchise history and the 186 rushing yds. are the 5th-most in a postseason game in franchise history.
- Part of an offensive line that helped the 49ers rush for 285 yds. and 4 TDs on 42 atts. (6.8 avg.) vs. GB (1/19/20 - NFC-C). The team's 285 total rushing yds. were the 2nd-most in postseason franchise history, and the 6th-most by any team in the postseason since 1970. The 285 rushing yds. by the 49ers offense are the most in a Conference Championship Game since 1970.

GOLDMINE

- The 49ers hosted the third annual Crucial Catch Fashion Show presented by Dignity Health on October 2nd, 2019, featuring cancer warriors representing all cancers as they modeled apparel donated by Levi's. Tomlinson and his teammates were paired with each of the warriors to share their stories of strength and courage with the audience and walk the runway.
- Prior to Week 2's matchup in Cincinnati during the 2019 season, the 49ers spent time in Youngstown, Ohio, where they participated in the Community Blitz. Tomlinson and some of his teammates visited the Akron Children's hospital as players went from room to room to visit and meet some of the young patients.



TOMLINSON'S GOLDEN NUGGETS

- Moved to America from Jamaica when he was close to 11 years old, where he was raised by his single mother in the Rogers Park section of Chicago, IL.
- In 2018, was selected as the Bobb McKittrick Award winner, which is given annually to the 49ers offensive lineman who best represents the courage, intensity and sacrifice displayed by the longtime offensive line coach, during his 21 years of service to the 49ers. The award was established by the 49ers in 1999, and is voted on by the offensive line.
- Was on the Track & Field team in high school where he participated in both the discus and shotput competitions.
- Named Academic All-ACC all four years of his college career at Duke (2011-14).

GOLDMINE (CONTINUED)

- On November 26th, 2019, the 49ers teamed up with Martha's Kitchen of San Jose to serve Thanksgiving dinner to over 300 people in need. Members of the team served food, bussed tables and refilled beverages. The team also provided toiletries and giveaways to all those in attendance.



- Tomlinson and his teammates joined Levi's in support of breast, colon and pediatric cancer warriors at the Crucial Catch Fashion Show presented by Dignity Health on October 2, 2018. 49ers players and cancer warriors took to the runway to show off their attire and share their stories of strength and courage with the audience.





GOLDMINE (CONTINUED)

- The 49ers joined forces with Martha's Kitchen of San Jose as part of their Community Tuesday kickoff event on September 11, 2018. Tomlinson and teammates took part in the event by serving dinner to nearly 200 residents in need, refilling beverages and bussing tables. Both the 49ers and Levi's Stadium partner with Martha's Kitchen throughout the year by donating excess food after stadium events. Martha's Kitchen's mission is to "feed the hungry with dignity, no questions asked, no judgements made."



- Growing up in Jamaica, Tomlinson always aspired to serve in the healthcare industry. After his football career, he plans to become a neurosurgeon. Tomlinson has always taken education seriously, commuting 90 minutes each day to and from school to receive a quality education in high school. He went on to graduate from Duke University with a bachelor's degree in evolutionary anthropology and psychology. While currently focused on football, Tomlinson still finds time to shadow doctors to help prepare for a career in the medical field after his retirement from the NFL. Athletes everywhere can look to Tomlinson as proof that balancing academics and athletics can be difficult but achievable. He enjoys being a role model for kids, but plans to take it a step further. "I want to improve the healthcare system in Jamaica. I believe it is the best way to directly help people in need and make a difference," said Tomlinson.
- NFL players had the opportunity to participate in the NFL's annual My Cause, My Cleats campaign during Week 14 of the 2019 season. Tomlinson and his teammates represented their respective causes with custom-designed cleats in an effort to raise awareness and funding. Tomlinson represented NAMI, and said, "I play for all those struggling with mental health."



- NFL players had the opportunity to participate in the NFL's annual My Cause, My Cleats campaign during a designated home game between Weeks 13-15 of 2018. Tomlinson and his teammates represented their respective causes with custom-designed cleats in an effort to raise awareness and funding. The National Alliance on Mental Illness is dedicated to building better lives for the millions of Americans affected by mental illness.



- In 2014, Tomlinson won the Orange Bowl-FWAA Courage Award which is presented by a select group of writers from the FWAA to an athlete that displays courage on and off the field, including overcoming an injury or living through hardship. "My mother has been the greatest influence on my life, and none of this recognition would be possible without her sacrifice, love and support," said Tomlinson as he received the award. After growing up in Jamaica and moving to the United States when he was 10, he gives all the credit for who he is today to his mother. "It means the world to me to make her proud. If not for her, I could still be in Jamaica, living a life of poverty. Every time I go home or have an opportunity to talk to my mother, she always tells me before she hangs up, 'Laken, I love you and I'm extremely proud of you and everything that you do for our family. Keep doing what you are doing. The Lord has a plan for you, Laken.'"



TOMLINSON'S CAREER STATISTICS

GAMES/STARTS – 79/71: 2015 (16/14); 2016 (16/10); 2017 (15/15); 2018 (16/16); 2019 (16/16)
POSTSEASON GAMES/STARTS – 4/4: 2016 (1/1); 2019 (3/3)

Additional Statistics:

Tackles – 4: 2015 (1); 2017 (1); 2019 (2)

Fumble Recoveries – 1: 2018 (1)

Special Teams Tackles – 1: 2019 (1)

Milestones:

NFL Debut: at SD (9/13/15); **First Start:** at SD (9/13/15)

TOMLINSON'S TRANSACTIONS

Originally a 1st-round (28th overall) draft choice by Det. in 2015...Traded to SF on 8/31/17... Signed a three-year contract extension through 2021 on 6/22/18.



2018 (SAN FRANCISCO)

- Started all 16 games he appeared in at LG.
- Part of an offensive line that did not allow a sack on 22 passing atts. by QB Nick Mullens vs. Oak. (11/1). It marked the first time the team did not allow a sack since 12/31/17 at LAR (33 atts. - QB Jimmy Garoppolo).
- Tomlinson and the offensive line did not allow a sack on 39 atts. by QB Nick Mullens vs. NYG (11/12). It marked the first time since Weeks 3-4 of the 2000 season that the team did not allow a sack in consecutive weeks [34 atts. by QB Jeff Garcia at StL (9/17/00); 26 atts. by Garcia at Dal. (9/24/00)].

2017 (SAN FRANCISCO)

- Started 15 games at LG and helped the 49ers offense register 349.2 yds. per game, the most by the team since 2012 (361.8).
- The 49ers offense rushed for 159 yds. on 19 carries (8.37 avg.) at Sea. (9/17). The team's 8.37 avg. yds. per carry was the 3rd highest avg. against the Seahawks all-time and it also marked the 6th highest single-game avg. by the team in franchise history.
- The 49ers offensive line helped pave the way vs. NYG (11/12) as the team registered a season-high 474 net yds. from scrimmage, including 186 yds. rushing. Also did not allow a sack on 25 atts. by QB C.J. Beathard.
- Part of an offensive line that amassed 461 net yds. of offense (169 rushing, 292 passing) and did not allow a sack at LAR (12/31).

2016 (DETROIT)

- Appeared in all 16 games for the 2nd consecutive season, making 10 starts along the offensive line.
- Started at RG vs. LAR (10/16), helping the Lions offense net 348 total yds. and make two 4th down conversions, while also allowing no sacks in the game.
- Was part of an offensive line that helped the Lions total 308 yds. of offense in a 16-13 victory vs. Min. (11/24).
- Started at LG vs. Chi. (12/11) and helped the Lions tally 114 total rushing yds.
- Started at LG for the 3rd consecutive game at Dal. (12/26).
- Started on an offensive line that allowed Detroit Lions QB Matthew Stafford to throw for 347 yds. and Detroit Lions RB Zach Zenner rush for a career-high 69 yds. and 1 TD vs. Green Bay (1/1/17).
- Started at LG in the Wild Card playoff game at Sea. (1/7/17 - NFC - WC).

2015 (DETROIT)

- Started in 4 of the team's 16 games in his 1st NFL season.
- Made his 1st career start along the offensive line at SD (9/13).
- Saw action at guard at Min. (9/20).
- Made his 2nd career start at LG at Sea. (10/5) along an offensive line that allowed no sacks.
- Started at LG vs. Chi. (10/18) where he contributed to an offense that produced 4 TDs, a season-high 546 yds. in total offense, including 155 rushing yds.
- Was part of an offensive line that helped produce 109 rushing yds. and 1 TD vs. Oak. (11/21).
- Started at LG vs. Phi. (11/22) as the offense produced 100-or-more yds. rushing for the 2nd straight game.
- Was part of an offensive line that helped the team reach 100-or-more yds. rushing in four-consecutive games at StL (12/13).

COLLEGE

Started all 52 games in which he appeared in during five years at Duke (2010-14). As a senior in 2014, was a consensus All-America selection and was named First-Team All-ACC by both the league's head coaches and Atlantic Coast Sports Media Association. Started all 13 games as Duke's offensive line led the nation in fewest TFLs allowed per game (3.15) and ranked 1st in the ACC in sacks allowed per passing att. (36.23) and 2nd in sacks allowed per game (1.00). Was named First-Team All-ACC as a junior in 2013. In 2012, played a team-high 1,048 total snaps while starting all 13 games at RG. As a redshirt-freshman in 2011, was named First-Team Freshman All-America by Sporting News after starting all 12 games at RG.

PERSONAL

- Attended Lane Technical College Prep (Chicago, IL) HS where he earned all-state honors as a senior from both the Illinois High School Football Coaches Association and Chicago Tribune after being named team MVP.
- At Lane, he also competed in track & field in discus and shot put.
- Born Laken Tomlinson (2/9/92) in Chicago, IL.
- Married to the former Rachel Roberts.
- Graduated from Duke with degrees in both evolutionary anthropology and psychology.



27

CB

JASON VERRETT

5-10 | 188 | TEXAS CHRISTIAN

6.18.91 | FAIRFIELD, CA | 6TH YEAR | ACQUIRED FA IN '19

AWARDS & HONORS

2015: Pro Bowl



GOLDMINE

- Throughout his NFL career, Verrett has been involved in multiple community outreach initiatives, looking to positively impact the public. One that he frequently partakes in is the Play 60 program, which encourages kids to spend at least 60 minutes a day outside. During the events, players engage with young fans through drills, scrimmages, and more. As a professional football player, Verrett knows the importance of staying active and passes that wisdom on when he can. "Follow your heart, keep your dreams alive," he said. "That was something I did when I was younger. I just kept my dream alive, all about football. Making sure I took care of my body. All the right things to keep me going."



- Marvel's blockbuster Black Panther is a favorite of many, including cornerback Jason Verrett. When the film debuted in February of 2017, Verrett took 350 local students from Rodriguez High School to a screening. Verrett, a 2009 graduate of the school, acted like a superhero himself, hoping to uplift the kids who might not have been able to afford to see the film otherwise. The movie, which is set in Oakland and a fictional country in Africa called Wakanda, is highlighted by an African superhero and sports a primarily African-American cast. "I just think it's great. It's Marvel, first of all, plus it's so great for young kids to be able to have a superhero they admire and draw inspiration from," Verrett said.
- In December of 2018, Verrett spent his time with the Vacaville Neighborhood Boys and Girls Club, providing the kids with 50 winter coats, gift cards, and a bounty of toys. "Our Christmas party brings together the best in our community, especially the kids. They never know what gifts they will receive, or if they will even receive a gift," said Anna Eaton, executive director of the club. "[they] all were especially warmed to know that a community member thought of them."

VERRETT'S GOLDEN NUGGETS

- Is distant cousins with ESPN SportsCenter anchor Stan Verrett.
- In June of 2019, Verrett held "Feeva's Fun Fest" in Fairfield, CA, which hosted free activities such as bubble soccer, kickball, Jenga, cornhole and connect four, among others.
- Appeared on an episode of The Tonight Show with Jimmy Fallon prior to the 2014 NFL Draft at Radio City Music Hall. Verrett starred alongside seven other Draft hopefuls, such as Odell Beckham Jr. and Teddy Bridgewater.
- Grew up playing football in the East San Francisco Bay Area with Detroit Lions RB C.J. Anderson

VERRETT'S GAME-BY-GAME

2019

Date	Opp	W/L	P/S	Tot	Sol	Ast	Sk	Yds	Int	Yds	PD	FF	FR	Yds
Sep 8	at TB	W	—	—	—	—	—	INACTIVE (Ankle)	—	—	—	—	—	—
—Sep 15	at Cin	W	—	—	—	—	—	INACTIVE	—	—	—	—	—	—
Sep 22	Pit	W	1/0	0	0	0	0.0	0.0	0	0	0	0	0	0
PLACED ON INJURED RESERVE (Knee) ON 10/3														
TOTALS			1/0	0	0	0	0.0	0	0	0.0	0	0	0	0



GOLDMINE (CONTINUED)

- Prior to the 2016 spring workouts, Verrett attempted to break a Guinness World Record. To break the record, Verrett needed to have some pretty decent speed. Evidently, he was too fast. On National High Five Day, the cornerback tried to break the world record for most high fives in one minute. In order to break the record, his attempt needed to be captured on video with a clear shot of each high five. Three hundred fans lined up to help him with the feat. Reaching every hand in 40 seconds, Verrett ran too quickly for the camera to follow him on a golf cart. Sadly, Verrett had to return to his workout and wasn't able to officially beat the previous record.



VERRETT'S CAREER STATISTICS

YEAR	TEAM	GP	GS	TACKLES					YDS	INTERCEPTIONS					FUMBLES		
				TOT	SOL	AST	SACKS			INT	YDS	LG	TD	PD	FF	FR	YDS
2014	SD	6	4	19	18	1	0.0	0.0		1	0	0	0	4	0	0	0
2015	SD	14	13	47	42	5	0.0	0.0		3	68	68t	1	12	0	0	0
2016	SD	4	4	13	11	2	0.0	0.0		1	0	0	0	3	0	0	0
2017	LAC	1	1	1	1	0	0.0	0.0		0	0	—	0	0	0	0	0
2018	LAC	—	—	—	INJURED RESERVE (Achilles)				—	—	—	—	—	—	—	—	—
2019	SF	1	0	0	0	0	0.0	0.0		0	0	—	0	0	0	0	0
TOTALS		26	22	80	72	8	0.0	0.0		5	68	68t	1	19	0	0	0

PLAYOFFS

YEAR	TEAM	GP	GS	TACKLES					YDS	INTERCEPTIONS					FUMBLES		
				TOT	SOL	AST	SACKS			INT	YDS	LG	TD	PD	FF	FR	YDS
2018	LAC	—	—	—	INJURED RESERVE (Achilles)				—	—	—	—	—	—	—	—	—
2019	SF	—	—	—	INJURED RESERVE (Knee)				—	—	—	—	—	—	—	—	—
TOTALS		0	0	0	0	0	0.0	0.0		0	0	—	0	0	0	0	0

Additional Statistics:

Special Teams Tackles — 1: 2016 (1)

Milestones:

NFL Debut: at Arz. (9/8/14); **First Start:** vs. Sea. (9/14/14); **First INT:** at Oak. (10/12/14 — QB Derek Carr); **First INT Returned for a TD:** vs. Chi. (11/9/15 — QB Jay Cutler — 68 yds.)

VERRETT'S CAREER HIGHS

Total Tackles: Regular Season — 8 at KC (12/13/15)

Solo: Regular Season — 8 at KC (12/13/15)

Assists: Regular Season — 2 (2 times) Last at Bal. (11/1/15)

Interceptions: Regular Season — 1 (5 times) Last at KC (9/11/16)

Passes Defensed: Regular Season — 3 (2 times) Last vs. Chi. (11/9/15)

VERRETT'S TRANSACTIONS

Originally a 1st-round (25th overall) draft choice by SD in 2014...Placed on the Injured Reserve List on 11/15/14...Placed on the Injured Reserve List on 10/7/16...Placed on the Active/Physically Unable to Perform List on 7/29/17...Activated from the Active/Physically Unable to Perform List on 8/4/17...Placed on the Injured Reserve List on 9/23/17...Placed on the Injured Reserve List on 9/1/18...Signed a one-year deal with SF on 3/14/19...Placed on the Injured Reserve List on 10/3/19.



2018 (LOS ANGELES CHARGERS)

- Placed on the Injured Reserve List on 9/1, where he spent the entire season.

2017 (LOS ANGELES CHARGERS)

- Made the start in the first game of the season at Den. (9/11), registered 1 tackle and was later placed on the Injured Reserve List on 9/23.

2016 (SAN DIEGO)

- Started in each of the team's first 4 games of the season, adding 13 tackles, 3 PDs and 1 INT. Placed on the Injured Reserve List on 10/7.
- Registered 2 tackles, 1 INT and 1 PD at KC (9/11), intercepting Chiefs QB Alex Smith.

2015 (SAN DIEGO)

- Appeared in a career-high 14 games (13 starts), finishing with 47 tackles, 12 PDs and 3 INTs.
- Finished with 3 PDs and 1 INT vs. Chi. (11/9), returning a Bears QB Jay Cutler pass 68 yds. for a TD.
- Registered 4 tackles, 1 INT and 1 PD vs. Den. (12/6), intercepting Broncos QB Brock Osweiler.
- Added a career-high 8 tackles and 1 INT in consecutive weeks at KC (12/13).

2014 (SAN DIEGO)

- Played in 6 games (4 starts) and registered 19 tackles, 4 PDs and 1 INT prior to being placed on the Injured Reserve List on 11/15.
- Made his NFL debut at Arz. (9/8), adding 4 tackles and 1 PD.
- Registered 5 tackles in his first career start vs. Sea. (9/14).
- Finished with a season-high 6 tackles, 2 PDs and the first INT of his career at Oak. (10/12), intercepting Raiders QB Derek Carr.

COLLEGE

Played three seasons (2011-13) at Texas Christian after spending the 2010 season at Santa Rosa (CA) Junior College. Appeared in 37 games (34 starts) for the Horned Frogs, finishing with 160 tackles, 10 TFLs, 35 PDs and 9 INTs. As a senior in 2013, was named Big 12 Co-Defensive Player of the Year and First-Team All-Big 12 in addition to Associated Press Second-Team All-America honors. Made 11 starts and finished with 39 tackles, 14 PDs, 3.5 TFLs, 2 INTs, 1.0 sack and 1 FF. In 2012, started 13 games and tied for the most INTs in the Big 12 (6) to go along with a Big 12-high 22 PDs and was named Third-Team All-America by the AP. As a sophomore, appeared in 13 games (10 start), finished with 58 tackles, 4 PDs, 1.5 TFLs and 1 INT and earned Honorable Mention All-Mountain West honors following his freshman season at Santa Rosa Junior College. At SRJC, earned First-Team All-NorCal and California Community College Athletic Association All-State honors after picking up 44 tackles, 4 INTs and 6 PDs.

PERSONAL

- Attended Rodriguez (Fairfield, CA) HS where he played RB and DB and was a two-time all-Solano County and all-Sac Joaquin selection.
- Graduated with a degree in sports broadcasting at Texas Christian.
- Born Jason Maurice Verrett (6/18/91) in Fairfield, CA.

INJURY REPORT

2014: Inactive vs. Jax. (9/28) with a hamstring injury. Missed 2 games [vs. KC (10/19) and at Mia. (11/2)] with a shoulder injury. Placed on the Injured Reserve List on 11/15 with a shoulder injury.

2015: Inactive at Den. (1/3/16) with a hamstring injury.

2016: Placed on the Injured Reserve List on 10/7 with a knee injury.

2017: Placed on the Injured Reserve List on 9/23 with a knee injury.

2018: Placed on the Injured Reserve List on 9/1 with an achilles injury.

2019: Inactive at TB (9/8) with an ankle injury and placed on the Injured Reserve List on 10/3 with a knee injury.



VERRETT'S GAME-BY-GAME

2014 (San Diego)

Date	Opp	W/L	P/S	Tot	Sol	Ast	Sk	Yds	Int	Yds	PD	FF	FR	Yds
Sep 8	at Arz	L	1/0	4	3	1	0.0	0.0	0	0	1	0	0	0
Sep 14	Sea	W	1/1	5	5	0	0.0	0.0	0	0	0	0	0	0
Sep 21	at Buf	W	1/0	0	0	0	0.0	0.0	0	0	0	0	0	0
Sep 28	Jax	W	—	—	INACTIVE (Hamstring)				—	—	—	—	—	—
Oct 5	NYJ	W	1/1	3	3	0	0.0	0.0	0	0	1	0	0	0
Oct 12	at Oak	W	1/1	6	6	0	0.0	0.0	1	0	2	0	0	0
Oct 19	KC	L	—	—	INACTIVE (Shoulder)				—	—	—	—	—	—
Oct 23	at Den	L	1/1	1	1	0	0.0	0.0	0	0	0	0	0	0
Nov 2	at Mia	L	—	—	INACTIVE (Shoulder)				—	—	—	—	—	—
PLACED ON INJURED RESERVE (Shoulder) ON 11/15														
TOTALS			6/4	19	18	1	0.0	0.0	1	0	4	0	0	0

2015 (San Diego)


Date	Opp	W/L	P/S	Tot	Sol	Ast	Sk	Yds	Int	Yds	PD	FF	FR	Yds
Sep 13	Det	W	1/1	4	2	2	0.0	0.0	0	0	1	0	0	0
Sep 20	at Cin	L	1/1	1	1	0	0.0	0.0	0	0	0	0	0	0
Sep 27	at Min	L	1/1	1	1	0	0.0	0.0	0	0	0	0	0	0
Oct 4	Cle	W	—	—	DID NOT PLAY				—	—	—	—	—	—
Oct 12	Pit	L	1/1	2	2	0	0.0	0.0	0	0	1	0	0	0
Oct 18	at GB	L	1/1	1	1	0	0.0	0.0	0	0	0	0	0	0
Oct 25	Oak	L	1/0	1	1	0	0.0	0.0	0	0	0	0	0	0
Nov 1	at Bal	L	1/1	7	5	2	0.0	0.0	0	0	3	0	0	0
Nov 9	Chi	L	1/1	0	0	0	0.0	0.0	1	68t	3	0	0	0
Nov 22	KC	L	1/1	7	7	0	0.0	0.0	0	0	0	0	0	0
Nov 29	at Jax	W	1/1	6	5	1	0.0	0.0	0	0	0	0	0	0
Dec 6	Den	L	1/1	4	4	0	0.0	0.0	1	0	1	0	0	0
Dec 13	at KC	L	1/1	8	8	0	0.0	0.0	1	0	1	0	0	0
Dec 20	Mia	W	1/1	4	4	0	0.0	0.0	0	0	1	0	0	0
Dec 24	at Oak	L	1/1	1	1	0	0.0	0.0	0	0	1	0	0	0
Jan 3	at Den	L	—	—	INACTIVE (Hamstring)				—	—	—	—	—	—
TOTALS		14/13	47	42	5	0.0	0.0	3	68t	12	0	0	0	0

2016 (San Diego)

Date	Opp	W/L	P/S	Tot	Sol	Ast	Sk	Yds	Int	Yds	PD	FF	FR	Yds
Sep 11	at KC	L	1/1	2	2	0	0.0	0.0	1	0	1	0	0	0
Sep 18	Jax	W	1/1	2	1	1	0.0	0.0	0	0	1	0	0	0
Sep 25	at Ind	L	1/1	3	2	1	0.0	0.0	0	0	0	0	0	0
Oct 2	NO	L	1/1	6	6	0	0.0	0.0	0	0	1	0	0	0
				PLACED ON INJURED RESERVE (Knee) ON 10/7										
TOTALS		4/4	13	11	2	0.0	0.0	1	0	3	0	0	0	0

2017 (Los Angeles Chargers)

Date	Opp	W/L	P/S	Tot	Sol	Ast	Sk	Yds	Int	Yds	PD	FF	FR	Yds
Sep 11	at Den	L	1/1	1	1	0	0.0	0.0	0	0	0	0	0	0
Sep 17	Mia	L	—	—	INACTIVE (Knee)				—	—	—	—	—	—
PLACED ON INJURED RESERVE (Knee) ON 9/23														
TOTALS			1/1	1	1	0	0.0	0.0	0	0	0	0	0	0



20

DB

JIMMIE WARD

5-11 | 195 | NORTHERN ILLINOIS


7.18.91 | MOBILE, AL | 6TH YEAR | ACQUIRED D-1 IN '14

AWARDS & HONORS**2015:** Hazeltine Iron Man Award**2019 HIGHLIGHTS**

- Started all 13 games in which he appeared and registered 60 tackles, 1.0 sack and 8 PDs. Also started all 3 postseason games and notched 17 tackles and 1 FF.
- Part of the 49ers secondary that held the Rams to 48 net yds. passing at LAR (10/13), the fewest by an opponent since 1/3/10 at StL (22 yds.).
- Part of the 49ers secondary held the Redskins to 50 total net yds. passing at Was. (10/20). Along with the 48 total net yds. passing allowed at LAR (10/13), the team's 98 total net yds. passing allowed combined over the last 2 Weeks are the fewest allowed by the team over a 2-game span since allowing 62 total net yds. passing on 11/6/77 at Atl. (29) and 11/13/77 at NO (33) and the 3rd-fewest by the team in a 2-game span in the Super Bowl era according to the Elias Sports Bureau.
- Registered 6 tackles and 1.0 sack vs. Arz. (11/17), marking his first sack of the season and 3rd of his career.
- Helped the 49ers defense hold the Vikings to 147 total net yds. (21 rushing and 126 passing) vs. Min. (1/11/20 - NFC-D). The 147 total net yds. allowed are the fewest allowed in a postseason game in franchise history. It also marked the fewest total net yds. allowed in an NFL postseason game since 1/3/15 [Carolina held Arz. to 78 total net yds. (27 rushing and 51 passing)]. The 21 rushing yds. allowed by the 49ers defense is the fewest allowed in a postseason game in franchise history.
- Forced a Chiefs QB Patrick Mahomes fumble at KC (2/2/20 - SB), marking his first career postseason FF. Also led the team with 10 tackles.

GOLDMINE

- Ward and his teammates surprised guests of the CityTeam Men's Program and House of Grace on November 20, 2018, at Levi's Stadium. The group believed they were just taking a tour of the stadium, but they were in fact joining the 49ers players for a night full of exciting events. The guests received a makeover and haircut, selected a new outfit from Dockers, snapped a new headshot and then shared a Thanksgiving dinner with the 49ers players.
- Ward's family is no stranger to professional athletics. He is the cousin of former NBA player, Caron Butler. Butler, 10 years older than Ward, watched him grow up in Racine, WI, prior to Ward's move to Mobile, AL.

**WARD'S GOLDEN NUGGETS**

- Named the 49ers Hazeltine Iron Man Award winner for the 2015 season. The award is named for former linebacker Matt Hazeltine, a 13-year performer who played more seasons at linebacker than any other 49ers player. Known for his durability and dedication, Hazeltine passed away in 1987 from ALS, and Bill Walsh established the award in his honor that year. The award is given annually to the most courageous and inspirational defensive player as voted upon by the defensive coaches.
- On the day he was selected by the 49ers in the 1st round of the 2014 NFL Draft, drove three hours to New Orleans to purchase a new purse for his mother's birthday. He said, "I never really bought her anything expensive, because you're a kid. Growing up you would write a card, color a card or just buy a card or simple flowers. That's the most I ever did. She likes purses, so I just decided to get her a purse. It really didn't matter how much it cost, you just wanted to see that smile." His act of generosity shows his true character. "I'm not a selfish person. I just like to see and make other people smile too. It makes me feel better as a person."
- Was best friends growing up with 49ers 2015 2nd round draft pick, S Jaquiski Tatt. The two were teammates at W.P. Davidson High School in Mobile, AL.

WARD'S GAME-BY-GAME**2019**

Date	Opp	W/L	P/S	Tot	Sol	Ast	Sk	Yds	Int	Yds	PD	FF	FR	Yds
Sep 8	at TB	W	—	—	—	—	—	—	—	—	—	—	—	—
Sep 15	at Cin	W	—	—	—	—	—	—	—	—	—	—	—	—
Sep 22	Pit	W	—	—	—	—	—	—	—	—	—	—	—	—
Oct 7	Cle	W	1/1	3	3	0	0.0	0.0	0	0	0	0	0	0
Oct 13	at LAR	W	1/1	5	5	0	0.0	0.0	0	0	2	0	0	0
Oct 20	at Was	W	1/1	4	4	0	0.0	0.0	0	0	0	0	0	0
Oct 27	Car	W	1/1	2	2	0	0.0	0.0	0	0	1	0	0	0
Oct 31	at Arz	W	1/1	6	5	1	0.0	0.0	0	0	0	0	0	0
Nov 11	Sea	L	1/1	7	4	3	0.0	0.0	0	0	1	0	0	0
Nov 17	Arz	W	1/1	6	5	1	1.0	0.0	0	0	1	0	0	0
Nov 24	GB	W	1/1	6	5	1	0.0	0.0	0	0	2	0	0	0
Dec 1	at Bal	L	1/1	6	4	2	0.0	0.0	0	0	1	0	0	0
Dec 8	at NO	W	1/1	7	5	2	0.0	0.0	0	0	0	0	0	0
Dec 15	Atl	L	1/1	2	2	0	0.0	0.0	0	0	0	0	0	0
Dec 21	LAR	W	1/1	2	1	1	0.0	0.0	0	0	0	0	0	0
Dec 29	at Sea	W	1/1	4	1	3	0.0	0.0	0	0	0	0	0	0
TOTALS				13/13	60	46	14	1.0	0.0	0	0	8	0	0

2019 Postseason

Date	Opp	W/L	P/S	Tot	Sol	Ast	Sk	Yds	Int	Yds	PD	FF	FR	Yds
Jan 11	Min	W	1/1	3	2	1	0.0	0.0	0	0	0	0	0	0
Jan 19	GB	W	1/1	4	3	1	0.0	0.0	0	0	0	0	0	0
Feb 2	at KC	L	1/1	10	8	2	0.0	0.0	0	0	0	1	0	0
TOTALS				3/3	17	13	4	0.0	0.0	0	0	1	0	0



GOLDMINE (CONTINUED)

- While playing youth football, Ward went by the nickname 'Neko' and was teammates with former Alabama QB AJ McCarron with the Mobile Youth Football's Municipal Raiders. He played linebacker for the team that won multiple Youth Bowl Championships in Mobile.
- Growing up in Mobile, AL, Ward knew when to separate himself from others in his neighborhood. Said Ward, "From where I come from, the neighborhood that I grew up in, a lot of people don't make it out. There's a lot of stuff. They either flunk out of school, end up having a child so they have to drop out of school and raise that child, or end up going to jail. It really just made me want to do something more than what my peers were doing." Ward would later surround himself with positive influences.

- The 49ers and their families hosted 450 underserved boys and girls from the Bay Area for the first-ever 49ers Hope for the Holidays event. Each child had a once-in-a-lifetime experience traveling through Levi's Stadium and left with a brand new bike, helmet, lock, haircut, shoes, toys, glasses, backpack, dinner and more.



WARD'S CAREER STATISTICS

YEAR	TEAM	GP	GS	TACKLES			SACKS	YDS	INT	INTERCEPTIONS				PD	FUMBLES		
				TOT	SOL	AST				YDS	LG	TD	PD		FF	FR	YDS
2014	SF	8	0	23	17	6	0.0	0.0	0	0	—	0	2	0	0	0	0
2015	SF	16	8	65	51	14	1.0	9.0	1	29	29t	1	5	0	0	0	0
2016	SF	11	10	64	49	15	1.0	7.0	1	8	8	0	12	0	0	0	0
2017	SF	7	6	32	27	5	0.0	0.0	0	0	—	0	1	0	1	43	
2018	SF	9	7	23	18	5	0.0	0.0	0	0	—	0	0	0	0	0	0
2019	SF	13	13	60	46	14	1.0	0.0	0	0	—	0	8	0	0	0	0
TOTALS		64	44	267	208	59	3.0	16.0	2	37	29t	1	28	0	1	43	

PLAYOFFS

YEAR	TEAM	GP	GS	TACKLES			SACKS	YDS	INT	INTERCEPTIONS				PD	FUMBLES		
				TOT	SOL	AST				YDS	LG	TD	PD		FF	FR	YDS
2019	SF	3	3	17	13	4	0.0	0.0	0	0	—	0	0	0	1	0	0
TOTALS		3	3	17	13	4	0.0	0.0	0	0	—	0	0	0	1	0	0

Additional Statistics:

Special Teams Tackles – Regular Season – 15: 2014 (3); 2015 (4); 2016 (2); 2018 (1); 2019 (5) **Postseason – 2:** 2019 (2)

Special Teams Forced Fumbles – 1: 2016 (1)

Special Teams Fumble Recoveries – 2: 2016 (1); 2018 (1)

Milestones:

NFL Debut: at Dal. (9/7/14); **First Start:** vs. Min. (9/14/15); **First INT:** at Chi. (12/6/15 – QB Jay Cutler); **First INT Returned for a TD:** at Chi. (12/6/15 – QB Jay Cutler); **First Sack:** vs. Cin. (12/20/15 – QB AJ McCarron); **First FR:** at Was. (10/15/17 – TE Vernon Davis); **First FF:** Postseason – at KC (2/2/20 – QB Patrick Mahomes)

WARD'S CAREER HIGHS

Total Tackles: Regular Season – 12 vs. NYJ (12/11/16); Postseason – 10 at KC (2/2/20)

Solo: Regular Season – 9 vs. NYJ (12/11/16); Postseason – 8 at KC (2/2/20)

Assists: Regular Season – 3 (5 times) Last at Sea. (12/29/19); Postseason – 2 at KC (2/2/20)

Sacks: Regular Season – 1.0 (3 times) Last vs. Arz. (11/17/19)

Interceptions: Regular Season – 1 (2 times) Last vs. NYJ (12/11/16)

Interception Yards: Regular Season – 29t at Chi. (12/6/15)

Forced Fumbles: Postseason – 1 at KC (2/2/20)

Fumble Recoveries: Regular Season – 1 at Was. (10/15/17)

Passes Defensed: Regular Season – 4 at Arz. (11/13/16)

Interception Return For TD: Regular Season – 29t at Chi. (12/6/15)

WARD'S TRANSACTIONS

Originally a 1st-round (30th overall) draft choice by SF in 2014...Placed on the Injured Reserve List on 11/15/14...Placed on the Injured Reserve List on 12/20/16...Placed on the Active/Non-Football Injury List on 7/28/17...Activated from the Active/Non-Football Injury List on 8/24/17...Placed on the Injured Reserve List on 11/1/17...Placed on the Injured Reserve List on 11/27/18...Re-signed with SF on a one-year deal on 3/15/19...Placed on the Active/Physically Unable to Perform List on 7/26/19...Activated from the Active/Physically Unable to Perform List on 7/30/19.



2018

- Saw action in 9 games (7 starts) and registered 23 tackles before being placed on the Injured Reserve List on 11/27.

2017

- Played in 7 games (6 starts) and registered 32 tackles, 1 FR and 1 PD before being placed on the Injured Reserve List on 11/1.
- Tallied his 1st career FR at Was. (10/15), scooping up a fumble by Redskins TE Vernon Davis. He returned it 43 yds. and set up a 1-yd. TD run by RB Carlos Hyde on the ensuing play. His 43-yd. return was the longest fumble return by the 49ers since 10/27/13 (at Jax. - LB Dan Skuta - 47 yds.).

2016

- Appeared in 11 games (10 starts) and recorded 64 tackles, 1.0 sack, 1 INT and a career-high 12 PDs before being placed on the Injured Reserve List on 12/20 with a shoulder injury.
- Registered 9 tackles and a career-high 4 PDs at Arz. (11/13).
- Recorded his 1st career special teams forced fumble and fumble recovery at Chi. (12/4), knocking the ball loose from WR Deonte Thompson on a kickoff return. It marks the 2nd consecutive year that he has registered a takeaway in Chicago [29-yd. INT return for TD at Chi. (12/6/15)].
- Totaled a career-high 12 tackles, 1 INT, 1.0 sack and 3 PDs vs. NYJ (12/11). On the opening possession of the game, intercepted QB Bryce Petty and returned it 8 yds., marking his 1st INT of the year and 2nd of his career. In the 2nd Qtr., sacked Petty for a 7-yd. loss, his 1st sack of the season and 2nd of his career. With 1 INT and 1.0 sack, he became the 1st 49er to record an INT and a sack in the same game since LB NaVorro Bowman at Arz. (12/29/13 - 1 INT and 1.0 sack).

2015

- Saw action in all 16 games with a career-high 8 starts and set new single-season highs with 65 tackles, 1 INT, 5 PDs and 1.0 sack.
- Intercepted Bears QB Jay Cutler and returned it 29 yds. for a TD, marking his 1st career INT and 1st career TD at Chi. (12/6).
- Registered 7 tackles and added his 1st career sack vs. Cin. (12/20), brining down Bengals QB AJ McCarron for a 9-yd. loss.
- Set a career high with 8 tackles vs. StL (1/3/16) and added 1 PD.

2014

- Played in 8 games and registered 23 tackles and 2 PDs.

COLLEGE

Played in 55 games (39 starts - 12 at CB and 27 at S) and totaled 320 tackles, 11 INTs, including 1 returned for a TD, 2.0 sacks, 4 FFs, 1 FR, 26 PDs, 6 TFLs and 4 blocked kicks for the Huskies. As a senior, Ward ranked 7th in the nation with 7 INTs, en route to earning Second-Team All-America and First-Team All-MAC honors. Started all 14 games at safety, and recorded a team-high 95 tackles, while adding 1.0 sack, 2.5 TFLs and led the conference with 10 PDs. In 2012, earned Third-Team All-America honors from the NFL Draft Report and was a First-Team All-MAC selection. Notched a career-high 104 tackles to lead the Huskies defense, and added 3 INTs, 1 FF, 11 PDs and 1 TFL. As a sophomore, earned Second-Team All-MAC honors, and played in 14 games, starting 12 at CB. Registered 100 tackles, 1.0 sack, 1 INT, 1 FF, 4 PDs and 2.5 TFLs. As a true freshman, saw action in all 14 games, tallied 21 tackles, 1 FF, 1 PD and blocked a school-record 3 punts. Named NIU's 2010 Special Teams Player of the Year and Freshman of the Year.

PERSONAL

- Majored in general studies at Northern Illinois.
- Attended W.P. Davidson (Mobile, AL) HS where he was selected as an honorable mention Class 6A All-State defensive back by the Alabama Sportswriters Association as a senior.
- Also named to the Moblie Press Register's All-Region 4A-6A team following his junior and senior years.
- Born Jimmie Neko Suave Ward (7/18/91) in Racine, WI.

INJURY REPORT

- 2014:** Inactive at Den. (10/19) with a quadricep injury. Placed on the Injured Reserve List on 11/15 with a foot injury.
- 2016:** Inactive 3 games [vs. Dal. (10/2), vs. Arz. (10/6) and at Buf. (10/16)] with a quadricep injury. Placed on the Injured Reserve List on 12/20 with a shoulder injury.
- 2017:** Inactive vs. Car. (9/10) with a hamstring injury. Placed on the Injured Reserve List on 11/1 with an arm injury.
- 2018:** Inactive 2 games [vs. Arz. (10/7) and vs. LAR (10/21)] with a hamstring injury. Placed on the Injured Reserve on 11/27 with a forearm injury.
- 2019:** Placed on the Active/Physically Unable to Perform List on 7/26 with a collarbone injury. Inactive 3 games [at TB (9/8), at Cin. (9/15) and vs. Pit. (9/22)] with a finger injury.



WARD'S GAME-BY-GAME

2014

Date	Opp	W/L	P/S	Tot	Sol	Ast	Sk	Yds	Int	Yds	PD	FF	FR	Yds
Sep 7	at Dal	W	1/0	2	1	1	0.0	0.0	0	0	0	0	0	0
Sep 14	Chi	L	1/0	4	2	2	0.0	0.0	0	0	0	0	0	0
Sep 21	at Arz	L	1/0	3	2	1	0.0	0.0	0	0	2	0	0	0
Sep 28	Phi	W	1/0	3	3	0	0.0	0.0	0	0	0	0	0	0
Oct 5	KC	W	1/0	3	2	1	0.0	0.0	0	0	0	0	0	0
Oct 13	at StL	W	1/0	4	4	0	0.0	0.0	0	0	0	0	0	0
Oct 19	at Den	L	—	—	—	—	INACTIVE (Quad)	—	—	—	—	—	—	—
Nov 2	StL	L	1/0	1	1	0	0.0	0.0	0	0	0	0	0	0
Nov 9	at NO	W	1/0	3	2	1	0.0	0.0	0	0	0	0	0	0
PLACED ON INJURED RESERVE (Foot) ON 11/15														
TOTALS			8/0	23	17	6	0.0	0.0	0	0	2	0	0	0

2015

Date	Opp	W/L	P/S	Tot	Sol	Ast	Sk	Yds	Int	Yds	PD	FF	FR	Yds
Sep 14	Min	W	1/1	3	1	2	0.0	0.0	0	0	0	0	0	0
Sep 20	at Pit	L	1/0	1	1	0	0.0	0.0	0	0	0	0	0	0
Sep 27	at Arz	L	1/0	0	0	0	0.0	0.0	0	0	0	0	0	0
Oct 4	GB	L	1/1	5	3	2	0.0	0.0	0	0	1	0	0	0
Oct 11	at NYG	L	1/0	7	7	0	0.0	0.0	0	0	0	0	0	0
Oct 18	Bal	W	1/0	4	4	0	0.0	0.0	0	0	0	0	0	0
Oct 22	Sea	L	1/0	4	2	2	0.0	0.0	0	0	0	0	0	0
Nov 1	at StL	L	1/1	3	2	1	0.0	0.0	0	0	0	0	0	0
Nov 8	Atl	W	1/1	7	7	0	0.0	0.0	0	0	1	0	0	0
Nov 22	at Sea	L	1/0	3	3	0	0.0	0.0	0	0	0	0	0	0
Nov 29	Arz	L	1/0	5	4	1	0.0	0.0	0	0	1	0	0	0
Dec 6	at Chi	W	1/0	3	1	2	0.0	0.0	1	29	0	0	0	0
Dec 13	at Cle	L	1/1	3	2	1	0.0	0.0	0	0	0	0	0	0
Dec 20	Cin	L	1/1	7	6	1	1.0	9.0	0	0	1	0	0	0
Dec 27	at Det	L	1/1	2	2	0	0.0	0.0	0	0	0	0	0	0
Jan 3	StL	W	1/1	8	6	2	0.0	0.0	0	0	1	0	0	0
TOTALS			16/8	65	51	14	1.0	9.0	1	29	5	0	0	0

2016

Date	Opp	W/L	P/S	Tot	Sol	Ast	Sk	Yds	Int	Yds	PD	FF	FR	Yds
Sep 12	LAR	W	1/1	2	2	0	0.0	0.0	0	0	2	0	0	0
Sep 18	at Car	L	1/1	11	8	3	0.0	0.0	0	0	0	0	0	0
Sep 25	at Sea	L	1/1	1	1	0	0.0	0.0	0	0	1	0	0	0
Oct 2	Dal	L	—	—	—	—	INACTIVE (Quad)	—	—	—	—	—	—	—
Oct 6	Arz	L	—	—	—	—	INACTIVE (Quad)	—	—	—	—	—	—	—
Oct 16	at Buf	L	—	—	—	—	INACTIVE (Quad)	—	—	—	—	—	—	—
Oct 23	TB	L	1/0	3	3	0	0.0	0.0	0	0	0	0	0	0
Nov 6	NO	L	1/1	6	5	1	0.0	0.0	0	0	1	0	0	0
Nov 13	at Arz	L	1/1	9	6	3	0.0	0.0	0	0	4	0	0	0
Nov 20	NE	L	1/1	6	6	0	0.0	0.0	0	0	1	0	0	0
Nov 27	at Mia	L	1/1	5	3	2	0.0	0.0	0	0	0	0	0	0
Dec 4	at Chi	L	1/1	7	4	3	0.0	0.0	0	0	0	0	0	0
Dec 11	NYJ	L	1/1	12	9	3	1.0	7.0	1	8	3	0	0	0
Dec 18	at Atl	L	1/1	2	2	0	0.0	0.0	0	0	0	0	0	0
PLACED ON INJURED RESERVE (Shoulder) ON 12/20														

TOTALS			11/10	64	49	15	1.0	7.0	1	8	12	0	0	0
---------------	--	--	--------------	-----------	-----------	-----------	------------	------------	----------	----------	-----------	----------	----------	----------

2017

Date	Opp	W/L	P/S	Tot	Sol	Ast	Sk	Yds	Int	Yds	PD	FF	FR	Yds
Sep 10	Car	L	—	—	—	—	INACTIVE (Hamstring)	—	—	—	—	—	—	—
Sep 17	at Sea	L	1/0	5	3	2	0.0	0.0	0	0	1	0	0	0
Sep 21	LAR	L	1/1	7	7	0	0.0	0.0	0	0	0	0	0	0
Oct 1	at Arz	L	1/1	4	4	0	0.0	0.0	0	0	0	0	0	0
Oct 8	at Ind	L	1/1	4	3	1	0.0	0.0	0	0	0	0	0	0
Oct 15	at Was	L	1/1	3	2	1	0.0	0.0	0	0	0	0	1	43
Oct 22	Dal	L	1/1	6	6	0	0.0	0.0	0	0	0	0	0	0
Oct 29	at Phi	L	1/1	3	2	1	0.0	0.0	0	0	0	0	0	0
PLACED ON INJURED RESERVE (Arm) ON 11/1														

TOTALS			7/6	32	27	5	0.0	0.0	0	0	1	0	1	43
---------------	--	--	------------	-----------	-----------	----------	------------	------------	----------	----------	----------	----------	----------	-----------

2018

Date	Opp	W/L	P/S	Tot	Sol	Ast	Sk	Yds	Int	Yds	PD	FF	FR	Yds
Sep 9	at Min	L	1/0	1	1	0	0.0	0.0	0	0	0	0	0	0
Sep 16	Det	W	1/0	0	0	0	0.0	0.0	0	0	0	0	0	0
Sep 23	at KC	L	1/1	2	1	1	0.0	0.0	0	0	0	0	0	0
Sep 30	at LAC	L	1/1	3	1	2	0.0	0.0	0	0	0	0	0	0
Oct 7	Arz	L	—	—	—	—	INACTIVE (Hamstring)	—	—	—	—	—	—	—
Oct 15	at GB	L	1/1	5	4	1	0.0	0.0	0	0	0	0	0	0
Oct 21	LAR	L	—	—	—	—	INACTIVE (Hamstring)	—	—	—	—	—	—	—
Oct 28	at Arz	L	1/1	3	3	0	0.0	0.0	0	0	0	0	0	0
Nov 1	Oak	W	1/1	3	3	0	0.0	0.0	0	0	0	0	0	0
Nov 12	NYG	L	1/1	5	4	1	0.0	0.0	0	0	0	0	0	0
Nov 25	at TB	L	1/1	1	1	0	0.0	0.0	0	0	0	0	0	0
PLACED ON INJURED RESERVE (Forearm) ON 11/27														

TOTALS			9/7	23	18	5	0.0	0.0	0	0	0	0	0	0
---------------	--	--	------------	-----------	-----------	----------	------------	------------	----------	----------	----------	----------	----------	----------



54 FRED WARNER

LB

6-3 | 230 | BRIGHAM YOUNG

11.19.96 | SAN MARCOS, CA | 2ND YEAR | ACQUIRED D-3A IN '18

AWARDS & HONORS

2019: NFC Defensive Player of the Month (November), NFC Defensive Player of the Week (Week 12).

CAREER HIGHLIGHTS

- Became the first NFL rookie since 2000 to begin his career with 4 consecutive games of at least 10 tackles, according to Gamebook Statistics.

2019 HIGHLIGHTS

- Started all 16 games and registered 118 tackles and single-season career-highs in sacks (3.0), INTs (1), PDs (9) and FFs (3) this season. Also started all 3 postseason games and notched 20 tackles, 1 INT and 2 PDs.
- Forced a fumble by Buccaneers TE O.J. Howard which was recovered by DL Ronald Blair III (9/8), marking his 2nd-career FF. Also led the team with 9 tackles.
- Registered 10 tackles, a career-high 2.0 sacks, 1 FF and 1 PD vs. Sea. (11/11). The 2.0 sacks also marked the first two sacks of his career. Is the first player in the NFL to register at least 10 tackles, 2.0 sacks and 1 FF in a game since Chi. DL Akiem Hicks tallied 10 tackles, 2.0 sacks and 1 FF vs. SF (12/4/16). Became the first 49ers LB to register 2.0-or-more sacks in a game since LBs Ahmad Brooks and Aaron Lynch each had 2.0 sacks vs. Sea. (10/22/15).
- Sacked and striped the ball from Packers QB Aaron Rodgers vs. GB (11/24), marking his 3rd career sack and 4th FF of his career. He also led the team with 11 tackles.
- Intercepted Rams QB Jared Goff and returned the pass 46 yds. for a TD vs. LAR (12/21). It marked his 1st career INT and TD.
- Helped the 49ers defense hold the Vikings to 147 total net yds. (21 rushing and 126 passing) vs. Min. (1/11/20 - NFC-D). The 147 total net yds. allowed are the fewest allowed in a postseason game in franchise history. It also marked the fewest total net yds. allowed in an NFL postseason game since 1/3/15 [Carolina held Arz. to 78 total net yds. (27 rushing and 51 passing)]. The 21 rushing yds. allowed by the 49ers defense is the fewest allowed in a postseason game in franchise history.
- Registered 7 tackles and 1 INT at KC (2/2/20 - SB), marking his first career postseason INT.

GOLDMINE

- Warner credits his mother, Laura, as the number one influence in his life. He notes that his mother raised him and his siblings all by herself while making sacrifices along the way. "She taught all of us about hard work," Warner said. On draft day, Laura was by Fred's side as he was selected by the 49ers in the third round. "She was right next to me," he said. "She got the first hug."



WARNER'S GOLDEN NUGGETS

- Caught the attention of BYU coaches after a die-hard BYU fan and family friend sent Warner's highlight tape to the coaches and was later offered a scholarship.
- At BYU, was roommates with his younger brother Troy, who plays cornerback for the Cougars.
- Warner participated in BYU's True Blue Heroes program, which visited the Utah state prison, and traveled to Harlem, NY with BYU head coach Kalani Sitake, who spoke at schools in the area and held football clinics for Harlem Jets Athletics. Said Warner, "Some of the prisoners follow football and actually know about some of the guys on the team. And they want to get better. So we speak to them about life and hardships. We talk about overcoming adversity. Hopefully, we help someone."

WARNER'S GAME-BY-GAME

2019

Date	Opp	W/L	P/S	Tot	Sol	Ast	Sk	Yds	Int	Yds	PD	FF	FR	Yds
Sep 8	at TB	W	1/1	9	7	2	0.0	0.0	0	0	1	1	0	0
Sep 15	at Cin	W	1/1	7	4	3	0.0	0.0	0	0	0	0	0	0
Sep 22	Pit	W	1/1	3	3	0	0.0	0.0	0	0	0	0	0	0
Oct 7	Cle	W	1/1	6	5	1	0.0	0.0	0	0	1	0	0	0
Oct 13	at LAR	W	1/1	6	5	1	0.0	0.0	0	0	0	0	0	0
Oct 20	at Was	W	1/1	2	1	1	0.0	0.0	0	0	0	0	0	0
Oct 27	Car	W	1/1	6	5	1	0.0	0.0	0	0	0	0	0	0
Oct 31	at Arz	W	1/1	9	4	5	0.0	0.0	0	0	1	0	0	0
Nov 11	Sea	L	1/1	10	9	1	2.0	18.0	0	0	1	1	0	0
Nov 17	Arz	W	1/1	12	9	3	0.0	0.0	0	0	0	0	0	0
Nov 24	GB	W	1/1	11	11	0	1.0	13.0	0	0	0	1	0	0
Dec 1	at Bal	L	1/1	11	8	3	0.0	0.0	0	0	2	0	0	0
Dec 8	at NO	W	1/1	3	2	1	0.0	0.0	0	0	1	0	0	0
Dec 15	Atl	L	1/1	9	6	3	0.0	0.0	0	0	1	0	0	0
Dec 21	LAR	W	1/1	11	8	3	0.0	0.0	1	46t	1	0	0	0
Dec 29	at Sea	W	1/1	3	2	1	0.0	0.0	0	0	0	0	0	0
TOTALS				16/16	118	89	29	3.0 31.0	1	46t	9	3	0	0

2019 Postseason

Date	Opp	W/L	P/S	Tot	Sol	Ast	Sk	Yds	Int	Yds	PD	FF	FR	Yds
Jan 11	Min	W	1/1	7	4	3	0.0	0.0	0	0	0	0	0	0
Jan 19	GB	W	1/1	6	2	4	0.0	0.0	0	0	1	0	0	0
Feb 2	at KC	L	1/1	7	5	2	0.0	0.0	1	3	1	0	0	0
TOTALS				3/3	20	11	9	0.0 0.0	1	3	2	0	0	0

GOLDMINE (CONTINUED)

- The 49ers hosted the third annual Crucial Catch Fashion Show presented by Dignity Health on October 2nd, 2019, featuring cancer warriors representing all cancers as they modeled apparel donated by Levi's. Warner and his teammates were paired with each of the warriors to share their stories of strength and courage with the audience and walk the runway.





GOLDMINE (CONTINUED)

- The 49ers worked alongside the humanitarian-relief organization Convoy of Hope on December 4, 2018, and hosted 1,500 guests in-need from Bay Area nonprofits and schools at Levi's Stadium for a free holiday resource fair. Warner and his 49ers teammates distributed groceries, toys, books, shoes, shoes and other holiday offerings to the guests. The attendees also received haircuts, utilized health resources and took family portraits or professional headshots. Convoy of Hope is a nonprofit organization that directs children's feeding initiatives, hosts community outreach programs and provides disaster response resources to those in need in the Bay Area and throughout the world.
- Warner and his teammates surprised guests of the CityTeam Men's Program and House of Grace in November of 2018, at Levi's Stadium. The group believed they were just taking a tour of the stadium, but they were in fact joining the 49ers players for a night full of exciting events. The guests received a makeover and haircut, selected a new outfit from Dockers, snapped a new headshot and then shared a Thanksgiving dinner with the 49ers players.




- NFL players had the opportunity to participate in the NFL's annual My Cause, My Cleats campaign during Week 14 of the 2019 season. Warner and his teammates represented their respective causes with custom-designed cleats in an effort to raise awareness and funding. Warner represented Cancer CAREPOINT, and said, "I play to honor my grandmother ('ma') who passed from breast cancer."



- On October 15, 2019, Warner and his teammates spent time with fans and members of local Silicon Valley businesses to compete in a bowling tournament as the 49ers Foundation hosted the second annual 1st and Bowl Challenge. The funds raised at the event will support the charitable programs of the 49ers Foundation and benefit Bay Area youth.
- Warner and his fellow rookies participated in the annual 49ers Mentorship Academy on September 18, 2018. The Mentorship Academy, partnering with USA Football, is a three-step program designed to provide high school football players with the opportunity to develop the skills necessary to succeed and be leaders on and off the field. The rookie class invited the high schoolers to the team facility, where they shared opinions and lessons over a meal and fun competitions.
- The 49ers joined forces with Martha's Kitchen of San Jose as part of their Community Tuesday kickoff event on September 11, 2018. Warner and teammates took part in the event by serving dinner to nearly 200 residents in need, refilling beverages and bussing tables. Both the 49ers and Levi's Stadium partner with Martha's Kitchen throughout the year by donating excess food after stadium events. Martha's Kitchen's mission is to "feed the hungry with dignity, no questions asked, no judgements made."



- The 49ers and their families hosted 450 underserved boys and girls from the Bay Area for the first-ever 49ers Hope for the Holidays event. Each child had a once-in-a-lifetime experience traveling through Levi's Stadium and left with a brand new bike, helmet, lock, haircut, shoes, toys, glasses, backpack, dinner and more.
- On October 3rd, 2019, Warner and teammate Kwon Alexander teamed up with the St. Baldrick's Foundation, a volunteer-powered charity that funds childhood cancer research grants. During the fundraiser, they assisted in shaving the heads of volunteers as a symbol of support of the cancer warriors.





WARNER'S CAREER STATISTICS

YEAR	TEAM	GP	GS	TACKLES					INT	YDS	INTERCEPTIONS				PD	FUMBLES		
				TOT	SOL	AST	SACKS	YDS			LG	TD	FF	FR		YDS		
2018	SF	16	16	122	83	39	0.0	0.0	0	0	—	0	6	1	1	0		
2019	SF	16	16	118	89	29	3.0	31.0	1	46	46t	1	9	3	0	0		
TOTALS		32	32	240	172	68	3.0	31.0	1	46	46t	1	15	4	1	0		

PLAYOFFS

YEAR	TEAM	GP	GS	TACKLES					YDS	INTERCEPTIONS					PD	FUMBLES		
				TOT	SOL	AST	SACKS	INT		YDS	LG	TD	FF	FR		YDS		
2019	SF	3	3	20	11	9	0.0	0.0	1	3	3	0	2	0	0	0		
TOTALS		3	3	20	11	9	0.0	0.0	1	3	3	0	2	0	0	0		

Additional Statistics:

Special Teams Tackles – 1: 2018 (1)

Milestones:

NFL Debut: at Min. (9/9/18); **First Start:** at Min. (9/9/18); **First FF:** at Min. (9/9/18 – RB Dalvin Cook); **First FR:** at Arz. (10/28/18 – TE Jermaine Gresham); **First Sack:** vs. Sea. (11/11/19 – QB Russell Wilson); **First Multi-Sack Game:** vs. Sea. (11/11/19 – 2.0; QB Russell Wilson); **First INT:** Regular Season – vs. LAR (12/21/19 – QB Jared Goff); Postseason – at KC (2/2/20 – QB Patrick Mahomes); **First TD:** vs. LAR (12/21/19)

WARNER'S CAREER MULTI-SACK GAMES (1)

Date	Opp	Sacks	Yds	QB
11/11/19	vs. Sea.	2.0	18.0	Russell Wilson (2.0)

WARNER'S CAREER HIGHS

Total Tackles: Regular Season – 14 at LAR (12/30/18); Postseason – 7 (2 times) Last at KC (2/2/20)
Solo: Regular Season – 11 at Min. (9/9/18); Postseason – 5 at KC (2/2/20)
Assists: Regular Season – 6 (2 times) Last at Sea. (12/2/18); Postseason – 4 vs. GB (1/19/20)
Passes Defensed: Regular Season – 2 vs. NYG (11/12/18); Postseason – 1 (2 times) Last at KC (2/2/20)
Forced Fumbles: Regular Season – 1 (3 times) Last vs. Sea. (11/11/19)

Sacks: Regular Season – 2.0 vs. Sea. (11/11/19)
Interceptions: Regular Season – 1 vs. LAR (12/21/19); Postseason – 1 at KC (2/2/20)
Interception Yards: Regular Season – 46t vs. LAR (12/21/19); Postseason – 3 at KC (2/2/20)
Long Interception Return: Regular Season – 46t vs. LAR (12/21/19); Postseason – 3 at KC (2/2/20)
Interception Returns for TD: Regular Season – 1 vs. LAR (12/21/19)

WARNER'S TRANSACTIONS

Originally a 3rd-round (70th overall) draft choice by SF in 2017.



2018

- Started all 16 games and registered 122 tackles, 6 PDs, 1 FF and 1 FR. His 122 tackles ranked 3rd in the NFL among rookies.
- Registered 12 tackles, 1 FF and 1 PD in his NFL debut at Min. (9/9). Became the first 49ers defender to register 10-or-more tackles, 1-or-more FF and 1-or-more PD in a single game since 2013 [NaVorro Bowman at Arz. (12/29/13)].
- With 10 tackles at LAC (9/30), he became the first rookie since 2000 to begin his career with four consecutive games of at least 10 tackles.
- Recovered a fumble by Cardinals TE Jermaine Gresham at Arz. (10/28), marking his 1st career FR.
- Registered a career-high 14 tackles at LAR (12/30). His 14 tackles were the 4th-most in a single game by a rookie in 2018.

COLLEGE

Played in 49 games (42 starts) in four years at BYU and registered 264 tackles, 32.0 TFLs, 6.5 sacks, 7 INTs (returning 2 for TDs), 5 FRs, 3 FFs and 13 PDs. His 7 career INTs rank 2nd in school history among LBs. In 2017, was named a team captain and started all 13 games, notching 87 tackles, 9.0 TFLs, 1.0 sack, 1 INT, 1 FF, 1 FR and 5 PDs. As a junior, started all 13 games and notched 86 tackles, 10.5 TFLs, 1.5 sacks, 3 INTs (returning 1 for a TD), 2 FFs and 6 PDs. In 2015, played in all 13 games (12 starts) and tallied 67 tackles, 11.5 TFLs, 4.0 sacks, 2 INTs, 4 FRs and 1 PD. As a freshman, played in 10 games (4 starts) and registered 24 tackles, 1.0 TFL, 1 INT which was returned for a TD and 1 PD.

PERSONAL

- Attended Mission Hills (San Marcos, CA) HS, where he was named Avocado East League Defensive Player of the Year and the All-San Diego Section Defensive Player of the Year. Also earned First-Team All-California honors from *USA Today*.
- His younger brother, Troy, is a CB on the BYU football team.
- Born Federico Anthony Warner (11/19/96) in San Marcos, CA.
- Graduated with a bachelor's degree in exercise and wellness from BYU.

WARNER'S GAME-BY-GAME

2018

Date	Opp	W/L	P/S	Tot	Sol	Ast	Sk	Yds	Int	Yds	PD	FF	FR	Yds
Sep 9	at Min	L	1/1	12	11	1	0.0	0.0	0	0	1	1	0	0
Sep 16	Det	W	1/1	10	8	2	0.0	0.0	0	0	0	0	0	0
Sep 23	at KC	L	1/1	11	9	2	0.0	0.0	0	0	1	0	0	0
Sep 30	at LAC	L	1/1	10	4	6	0.0	0.0	0	0	0	0	0	0
Oct 7	Arz	L	1/1	3	3	0	0.0	0.0	0	0	0	0	0	0
Oct 15	at GB	L	1/1	4	3	1	0.0	0.0	0	0	0	0	0	0
Oct 21	LAR	L	1/1	8	4	4	0.0	0.0	0	0	0	0	0	0
Oct 28	at Arz	L	1/1	7	6	1	0.0	0.0	0	0	0	0	1	0
Nov 1	Oak	W	1/1	7	7	0	0.0	0.0	0	0	1	0	0	0
Nov 12	NYG	L	1/1	4	2	2	0.0	0.0	0	0	2	0	0	0
Nov 25	at TB	L	1/1	7	6	1	0.0	0.0	0	0	1	0	0	0
Dec 2	at Sea	L	1/1	8	2	6	0.0	0.0	0	0	0	0	0	0
Dec 9	Den	W	1/1	4	3	1	0.0	0.0	0	0	0	0	0	0
Dec 16	Sea	W	1/1	9	4	5	0.0	0.0	0	0	0	0	0	0
Dec 23	Chi	L	1/1	5	3	2	0.0	0.0	0	0	0	0	0	0
Dec 30	at LAR	L	1/1	14	9	5	0.0	0.0	0	0	0	0	0	0
TOTALS			16/16	123	84	39	0.0	0.0	0	0	6	1	1	0



24 K'WAUN WILLIAMS

CB

5-9 | 185 | PITTSBURGH

7.12.91 | MONTVALE, NJ | 5TH YEAR | ACQUIRED FA IN '17

2019 HIGHLIGHTS

- Played in 15 games (8 starts) and registered 51 tackles, 1.0 sack and a single-season career-high in INTs (2) and FFs (4). Appeared in all 3 postseason games (1 start) and notched 15 tackles, 1.0 sack and 1 FF.
- Intercepted Steelers QB Mason Rudolph vs. Pit. (9/22) marking his 1st INT of the season and 2nd of his career.
- Picked off Browns QB Baker Mayfield vs. Cle. (10/7), returning the ball 49 yds., marking the longest INT return of his career. He finished the game with 2 tackles, 0.5 sack, 1 INT and 1 PD.
- Part of the 49ers secondary that held the Rams to 48 net yds. passing at LAR (10/13), the fewest by an opponent since 1/3/10 at StL (22 yds.).
- Part of the 49ers secondary held the Redskins to 50 total net yds. passing at Was. (10/20). Along with the 48 total net yds. passing allowed at LAR (10/13), the team's 98 total net yds. passing allowed combined over the last two weeks are the fewest allowed by the team over a 2-game span since allowing 62 total net yds. passing on 11/6/77 at Atl. (29) and 11/13/77 at NO (33) and the 3rd-fewest by the team in a 2-game span in the Super Bowl era according to the Elias Sports Bureau.
- Tallied a career-high 9 tackles, 0.5 sack and 2 FFs vs. Sea. (11/11). He has 2 FFs on the season and 7 in his career. It marked the 2nd time in his career that he registered 2-or-more FFs in a single game [11/1/15 vs. Arz. (2 FFs) as a member of the Cleveland Browns]. Is the first member of the 49ers with at least 2 FFs in a game since LB Aldon Smith registered 2 FFs vs. Chi. (11/19/12).
- Forced a Rams WR Cooper Kupp fumble vs. LAR (12/21).
- Forced a Seahawks WR Tyler Lockett fumble at Sea. (12/29).
- Helped the 49ers defense hold the Vikings to 147 total net yds. (21 rushing and 126 passing) vs. Min. (1/11/20 - NFC-D). The 147 total net yds. allowed are the fewest allowed in a postseason game in franchise history. It also marked the fewest total net yds. allowed in an NFL postseason game since 1/3/15 [Carolina held Arz. to 78 total net yds. (27 rushing and 51 passing)]. The 21 rushing yds. allowed by the 49ers defense is the fewest allowed in a postseason game in franchise history.
- Tallied a strip-sack of Packers QB Aaron Rodgers vs. GB (1/19/20 - NFC-C) for a 9-yd. loss, marking the first postseason sack and FF of his career. He also added 7 tackles.

GOLDMINE

- The 49ers hosted the third annual Crucial Catch Fashion Show presented by Dignity Health on October 2nd, 2019, featuring cancer warriors representing all cancers as they modeled apparel donated by Levi's. Williams and his teammates were paired with each of the warriors to share their stories of strength and courage with the audience and walk the runway.



WILLIAMS' GOLDEN NUGGETS

- His first name is pronounced KAY-wahn.
- Was given the nickname "The Shark" by the 49ers coaching staff.
- In 2014, was one of five undrafted rookies to earn a spot on the Browns opening day roster. He initially joined the Browns signing with the team after a successful tryout at Cleveland's rookie minicamp.
- Enjoys reading in his free time, listing his favorite books as the biography of *Steve Jobs* and *The Art of War*.

WILLIAMS' GAME-BY-GAME

2019


Date	Opp	W/L	P/S	Tot	Sol	Ast	Sk	Yds	Int	Yds	PD	FF	FR	Yds
Sep 8	at TB	W	1/0	1	0	1	0.0	0.0	0	0	0	0	0	0
Sep 15	at Cin	W	1/1	7	3	4	0.0	0.0	0	0	0	0	0	0
Sep 22	Pit	W	1/1	2	1	1	0.0	0.0	1	4	1	0	0	0
Oct 7	Cle	W	1/1	2	0	2	0.5	4.5	1	49	1	0	0	0
Oct 13	at LAR	W	1/1	1	0	1	0.0	0.0	0	0	0	0	0	0
Oct 20	at Was	W	1/0	3	3	0	0.0	0.0	0	0	0	0	0	0
Oct 27	Car	W	1/1	2	2	0	0.0	0.0	0	0	0	0	0	0
Oct 31	at Arz	W	1/0	4	4	0	0.0	0.0	0	0	0	0	0	0
Nov 11	Sea	L	1/1	9	6	3	0.5	6.0	0	0	0	2	0	0
Nov 17	Arz	W	1/0	4	3	1	0.0	0.0	0	0	0	0	0	0
Nov 24	GB	W	1/0	2	1	1	0.0	0.0	0	0	0	0	0	0
Dec 1	at Bal	L	1/0	1	1	0	0.0	0.0	0	0	0	0	0	0
Dec 8	at NO	W	1/1	4	3	1	0.0	0.0	0	0	0	0	0	0
Dec 15	Atl	L	—	—	—	—	—	—	—	—	—	—	—	—
Dec 21	LAR	W	1/1	5	4	1	0.0	0.0	0	0	0	1	0	0
Dec 29	at Sea	W	1/0	4	4	0	0.0	0.0	0	0	0	1	0	0
TOTALS				15/8	51	35	16	1.0 10.5	2	53	2	4	0	0

2019 Postseason

Date	Opp	W/L	P/S	Tot	Sol	Ast	Sk	Yds	Int	Yds	PD	FF	FR	Yds
Jan 11	Min	W	1/0	2	1	1	0.0	0.0	0	0	0	0	0	0
Jan 19	GB	W	1/0	7	7	0	1.0	10.0	0	0	0	1	0	0
Feb 2	at KC	L	1/1	6	5	1	0.0	0.0	0	0	0	0	0	0
TOTALS				3/1	15	13	2	1.0 10.0	0	0	0	1	0	0

GOLDMINE (CONTINUED)

- During the 2019 offseason, members of the 49ers took part in the Second Annual Picnic on the Field, located on the Levi's Stadium field. Williams and his teammates spent the day taking pictures with fans, who enjoyed music, food and games in support of the 49ers Foundation. The foundation, in conjunction with NFL Huddle for 100, partnered with Amazon to fill 1,000 backpacks full of school supplies. Fans and players joined together to assemble the packs, which were distributed throughout the community to children in need.





GOLDMINE (CONTINUED)

- The 49ers joined forces with Martha's Kitchen of San Jose as part of their Community Tuesday kickoff event on September 11, 2018. Williams and teammates took part in the event by serving dinner to nearly 200 residents in need, refilling beverages and bussing tables. Both the 49ers and Levi's Stadium partner with Martha's Kitchen throughout the year by donating excess food after stadium events. Martha's Kitchen's mission is to "feed the hungry with dignity, no questions asked, no judgements made."



- NFL players had the opportunity to participate in the NFL's annual My Cause, My Cleats campaign during Week 14 of the 2019 season. Williams and his teammates represented their respective causes with custom-designed cleats in an effort to raise awareness and funding. Williams represented the American Cancer Society, saying, "I play for my mom."



- Williams and his teammates joined Levi's in support of breast, colon and pediatric cancer warriors at the Crucial Catch Fashion Show presented by Dignity Health on October 2, 2018. 49ers players and cancer warriors took to the runway to show off their attire and share their stories of strength and courage with the audience.



- Williams participated in several youth football camps and visited Cleveland-area schools during his time with the Browns. In May of 2016, he joined his Browns teammates at Euclid Elementary, where they spoke about the importance of staying active and healthy as a part of the NFL's Play 60 campaign. In September of 2015, Williams and former teammate Craig Robinson hosted a flag football clinic at Charles Dickens Elementary School that focused on basics such as catching, throwing and having fun.
- On November 26th, 2019, the 49ers teamed up with Martha's Kitchen of San Jose to serve Thanksgiving dinner to over 300 people in need. Members of the team served food, bussed tables and refilled beverages. The team also provided toiletries and giveaways to all those in attendance.





WILLIAMS' CAREER STATISTICS

YEAR	TEAM	GP	GS	TACKLES			SACKS	YDS	INTERCEPTIONS					FUMBLES		
				TOT	SOL	AST			INT	YDS	LG	TD	PD	FF	FR	YDS
2014	CLE	13	4	31	23	8	1.0	6.0	0	0	—	0	8	0	0	0
2015	CLE	13	6	38	30	8	1.0	6.0	0	0	—	0	2	3	2	0
2016	Out of Football															
2017	SF	14	5	54	42	12	1.0	3.0	1	27	27	0	5	2	1	0
2018	SF	14	11	45	40	5	0.0	0.0	0	0	—	0	2	0	0	0
2019	SF	15	8	51	35	16	1.0	10.5	2	53	49	0	2	4	0	0
TOTALS		69	34	219	170	49	4.0	25.5	3	80	49	0	19	9	3	0

PLAYOFFS

YEAR	TEAM	GP	GS	TACKLES			SACKS	YDS	INTERCEPTIONS					FUMBLES		
				TOT	SOL	AST			INT	YDS	LG	TD	PD	FF	FR	YDS
2019	SF	3	1	15	13	2	1.0	10.0	0	0	—	0	0	1	0	0
TOTALS		3	1	15	13	2	1.0	10.0	0	0	—	0	0	1	0	0

Additional Statistics:

Special Teams Tackles — 9: 2014 (8); 2015 (1)

Milestones:

NFL Debut: at Pit. (9/7/14); **First Start:** vs. Pit. (10/12/14); **First Sack:** Regular Season — at Ten. (10/5/14 — QB Charlie Whitehurst); Postseason — vs. GB (1/19/20 — QB Aaron Rodgers); **First FF:** Regular Season — vs. Ten. (9/20/15 — QB Marcus Mariota); Postseason — vs. GB (1/19/20 — QB Aaron Rodgers); **First FR:** vs. Arz. (11/1/15 — WR Larry Fitzgerald); **First INT:** vs. Jax. (12/24/17 — QB Blake Bortles)

WILLIAMS' CAREER HIGHS

Total Tackles: Regular Season — 9 vs. Sea. (11/11/19); Postseason — 7 vs. GB (1/19/20)

Solo: Regular Season — 6 (3 times) Last vs. Sea. (11/11/19); Postseason — 7 vs. GB (1/19/20)

Assists: Regular Season — 4 at Cin. (9/15/19); Postseason — 1 (2 times) Last at KC (2/2/20)

Passes Defensed: Regular Season — 2 (4 times) Last vs. Jax. (12/24/17)

Sacks: Regular Season — 1.0 (3 times) Last at Hou. (12/10/17); Postseason — 1.0 vs. GB (1/19/20)

Interceptions: Regular Season — 1 (3 times) Last vs. Cle. (10/7/19)

Interception Yards: Regular Season — 49 vs. Cle. (10/7/19)

Long Interception Return: Regular Season — 49 vs. Cle. (10/7/19)

Forced Fumbles: Regular Season — 2 (2 times) vs. Sea. (11/11/19); Postseason — 1 vs. GB (1/19/20)

Fumble Recoveries: Regular Season — 1 (2 times) Last at Pit. (11/15/15)

WILLIAMS' TRANSACTIONS

Originally signed as an undrafted free agent with Cle. on 5/20/14...Waived by Cle. on 8/29/16...Claimed off waivers by Chi. on 8/30/16...Waived by Chi. on 9/1/16...Signed to a one-year deal with SF on 2/22/17...Signed a three-year extension through 2020 on 9/29/17.



2018 (SAN FRANCISCO)

- Appeared in 14 games (11 starts) and registered 45 tackles and 2 PDs.

2017 (SAN FRANCISCO)

- Played in 14 games (5 starts) and registered a career-high 54 tackles while adding 1.0 sack, 1 INT, 2 FFs, 1 FR and 5 PDs.
- With a FF at Ind. (10/8) & at Was. (10/15), became the 1st 49ers player to register a FF in consecutive games since CB Nate Clements in 2010 [vs. Oak. (10/17/10) & at Car. (10/24/10)].
- Sacked Texans QB Tom Savage for a 3-yd. loss at Hou. (12/10), marking his 1st sack of the season, 3rd of his career and his 1st since 9/20/15 vs. Ten., as a member of the Cleveland Browns.
- Registered his 1st career INT vs. Jax. (12/24), intercepting Jaguars QB Blake Bortles and returning the pass 27 yds. His INT led to TE George Kittle's 8-yd. TD recept. on the ensuing drive.
- Notched his 1st FR of the season at LAR (12/31), scooping a fumble by Rams TE Gerald Everett. The takeaway led to a 12-yd. TD pass from QB Jimmy Garoppolo to WR Aldrick Robinson on the ensuing possession.

2015 (CLEVELAND)

- Appeared in 13 games (6 starts) and registered 38 tackles, 1.0 sack, 2 PDs, 3 FFs and 2 FRs.
- Started and recorded 3 tackles, 1.0 sack and 1 FF vs. Ten. (9/20), stripping the ball loose from Titans QB Marcus Mariota for his 1st career FF.
- Totaled 3 tackles, 2 FFs and 1 FR vs. Arz. (11/1), forcing the ball loose and recovering the fumble of WR Larry Fitzgerald for his 1st career FR.

2014 (CLEVELAND)

- Appeared in 13 games (4 starts) and recorded 31 tackles, 8 PDs and 1.0 sack on defense while adding 8 special teams tackles. He was one of five undrafted rookies to earn a spot on the Browns opening day roster.
- Recorded 6 tackles and 1.0 sack at Ten. (10/5), taking down Titans QB Charlie Whitehurst for the 1st sack of his NFL career.

COLLEGE

Played in 48 games (38 starts) during his four-year career at Pittsburgh. Totaled 161 tackles, 17 PDs, 11.5 TFLs and 7 INTs. Started all 13 games as a senior in 2013 and led the team with 7 PDs while adding 2 INTs. In 2012, appeared in 12 games (11 starts) and recorded 47 tackles and 4 INTs. Started all 13 games as a sophomore and registered 64 tackles, 6 PDs, 5 TFLs, 3 FFs, 1 FR and 1 INT. Appeared in 10 games (1 start) as a freshman in 2010 and recorded 14 tackles and 3 PDs.

PERSONAL

- Majored in communications.
- Attended St. Joseph Regional (Montvale, NJ) HS, where he led his team to back-to-back state championships with a combined 20-4 record during his junior and senior seasons.
- Born K'Waun Lamar Williams (7/12/91) in Paterson, NJ.

INJURY REPORT

2014: Inactive at Jax. (10/19) with a concussion; Inactive vs. Cin. (12/14) and at Car. (12/21) with a hamstring injury.

2015: Inactive vs. Oak. (9/27) and at SD (10/4) with a concussion; Inactive at Sea. (12/20) with a shoulder injury.

2017: Inactive at Phi. (10/29) and vs. Arz. (11/5) with a quadricep injury.

2018: Inactive vs. Den. (12/9) and vs. Sea. (12/16) with a knee injury.

2019: Inactive vs. Atl. (12/15) with a concussion.



WILLIAMS' GAME-BY-GAME

2014 (Cleveland)

Date	Opp	W/L	P/S	Tot	Sol	Ast	Sk	Yds	Int	Yds	PD	FF	FR	Yds
Sep 7	at Pit	L	1/0	2	2	0	0.0	0.0	0	0	0	0	0	0
Sep 14	NO	W	1/0	0	0	0	0.0	0.0	0	0	0	0	0	0
Sep 21	Bal	L	1/0	0	0	0	0.0	0.0	0	0	0	0	0	0
Oct 5	at Ten	W	1/0	6	6	0	1.0	6.0	0	0	1	0	0	0
Oct 12	Pit	W	1/1	1	1	0	0.0	0.0	0	0	2	0	0	0
Oct 19	at Jax	L	—	—	—	—	INACTIVE (Concussion)			—	—	—	—	—
Oct 26	Oak	W	1/0	0	0	0	0.0	0.0	0	0	0	0	0	0
Nov 2	TB	W	1/1	0	0	0	0.0	0.0	0	0	0	0	0	0
Nov 6	at Cin	W	1/0	4	1	3	0.0	0.0	0	0	2	0	0	0
Nov 16	Hou	L	1/1	7	4	3	0.0	0.0	0	0	1	0	0	0
Nov 23	at Atl	W	1/0	5	5	0	0.0	0.0	0	0	0	0	0	0
Nov 30	at Buf	L	1/0	2	2	0	0.0	0.0	0	0	0	0	0	0
Dec 7	Ind	L	1/1	3	1	2	0.0	0.0	0	0	1	0	0	0
Dec 14	Cin	L	—	—	—	—	INACTIVE (Hamstring)			—	—	—	—	—
Dec 21	at Car	L	—	—	—	—	INACTIVE (Hamstring)			—	—	—	—	—
Dec 28	at Bal	L	1/0	1	1	0	0.0	0.0	0	0	1	0	0	0
TOTALS			13/4	31	23	8	1.0	6.0	0	0	8	0	0	0

2017 (San Francisco)

Date	Opp	W/L	P/S	Tot	Sol	Ast	Sk	Yds	Int	Yds	PD	FF	FR	Yds
Sep 10	Car	L	1/0	1	1	0	0.0	0.0	0	0	0	0	0	0
Sep 17	at Sea	L	1/1	6	4	2	0.0	0.0	0	0	2	0	0	0
Sep 21	LAR	L	1/0	7	6	1	0.0	0.0	0	0	0	0	0	0
Oct 1	at Arz	L	1/0	8	5	3	0.0	0.0	0	0	0	0	0	0
Oct 8	at Ind	L	1/1	4	3	1	0.0	0.0	0	0	0	1	0	0
Oct 15	at Was	L	1/0	5	5	0	0.0	0.0	0	0	0	1	0	0
Oct 22	Dal	L	1/1	0	0	0	0.0	0.0	0	0	0	0	0	0
Oct 29	at Phi	L	—	—	—	—	INACTIVE (Quadricep)			—	—	—	—	—
Nov 5	Arz	L	—	—	—	—	INACTIVE (Quadricep)			—	—	—	—	—
Nov 12	NYG	W	1/0	4	4	0	0.0	0.0	0	0	0	0	0	0
Nov 26	Sea	L	1/0	2	2	0	0.0	0.0	0	0	0	0	0	0
Dec 3	at Chi	W	1/0	4	4	0	0.0	0.0	0	0	0	0	0	0
Dec 10	at Hou	W	1/0	2	1	1	1.0	3.0	0	0	0	0	0	0
Dec 17	Ten	W	1/1	2	1	1	0.0	0.0	0	0	0	0	0	0
Dec 24	Jax	W	1/0	5	3	2	0.0	0.0	1	27	2	0	0	0
Dec 31	at LAR	W	1/1	4	3	1	0.0	0.0	0	0	1	0	1	0
TOTALS			14/5	54	42	12	1.0	3.0	1	27	5	2	1	0

2015 (Cleveland)

Date	Opp	W/L	P/S	Tot	Sol	Ast	Sk	Yds	Int	Yds	PD	FF	FR	Yds
Sep 13	at NYJ	L	1/1	2	1	1	0.0	0.0	0	0	0	0	0	0
Sep 20	Ten	W	1/1	3	3	0	1.0	6.0	0	0	0	1	0	0
Sep 27	Oak	L	—	—	—	—	INACTIVE (Concussion)			—	—	—	—	—
Oct 4	at SD	L	—	—	—	—	INACTIVE (Concussion)			—	—	—	—	—
Oct 11	at Bal	W	1/1	2	0	2	0.0	0.0	0	0	0	0	0	0
Oct 18	Den	L	1/0	2	2	0	0.0	0.0	0	0	0	0	0	0
Oct 25	at StL	L	1/0	1	0	1	0.0	0.0	0	0	0	0	0	0
Nov 1	Arz	L	1/0	3	2	1	0.0	0.0	0	0	1	2	1	0
Nov 5	at Cin	L	1/0	4	3	1	0.0	0.0	0	0	0	0	0	0
Nov 15	at Pit	L	1/0	5	5	0	0.0	0.0	0	0	0	0	1	0
Nov 30	Bal	L	1/0	4	3	1	0.0	0.0	0	0	0	0	0	0
Dec 6	Cin	L	1/0	0	0	0	0.0	0.0	0	0	0	0	0	0
Dec 13	SF	W	1/1	4	4	0	0.0	0.0	0	0	0	0	0	0
Dec 20	at Sea	L	—	—	—	—	INACTIVE (Shoulder)			—	—	—	—	—
Dec 27	at KC	L	1/1	4	3	1	0.0	0.0	0	0	1	0	0	0
Jan 3	Pit	L	1/1	4	4	0	0.0	0.0	0	0	0	0	0	0
TOTALS			13/6	38	30	8	1.0	6.0	0	0	2	3	2	0

2018 (San Francisco)

Date	Opp	W/L	P/S	Tot	Sol	Ast	Sk	Yds	Int	Yds	PD	FF	FR	Yds
Sep 9	at Min	L	1/1	3	3	0	0.0	0.0	0	0	1	0	0	0
Sep 16	Det	W	1/0	4	3	1	0.0	0.0	0	0	0	0	0	0
Sep 23	at KC	L	1/1	0	0	0	0.0	0.0	0	0	0	0	0	0
Sep 30	at LAC	L	1/1	6	6	0	0.0	0.0	0	0	0	0	0	0
Oct 7	Arz	L	1/0	2	1	1	0.0	0.0	0	0	0	0	0	0
Oct 15	at GB	L	1/1	1	1	0	0.0	0.0	0	0	1	0	0	0
Oct 21	LAR	L	1/1	4	4	0	0.0	0.0	0	0	0	0	0	0
Oct 28	at Arz	L	1/1	2	2	0	0.0	0.0	0	0	0	0	0	0
Nov 1	Oak	W	1/1	3	3	0	0.0	0.0	0	0	0	0	0	0
Nov 12	NYG	L	1/1	5	5	0	0.0	0.0	0	0	0	0	0	0
Nov 25	at TB	L	1/1	3	3	0	0.0	0.0	0	0	0	0	0	0
Dec 2	at Sea	L	1/1	2	2	0	0.0	0.0	0	0	0	0	0	0
Dec 9	Den	W	—	—	—	—	INACTIVE (Knee)			—	—	—	—	—
Dec 16	Sea	W	—	—	—	—	INACTIVE (Knee)			—	—	—	—	—
Dec 23	Chi	L	1/0	5	3	2	0.0	0.0	0	0	0	0	0	0
Dec 30	at LAR	L	1/1	5	4	1	0.0	0.0	0	0	0	0	0	0
TOTALS			14/11	45	40	5	0.0	0.0	0	0	2	0	0	0



30

RB

JEFF WILSON JR.

6-0 | 213 | NORTH TEXAS

11.16.95 | ELKHART, TX | 2ND YEAR | ACQUIRED FA IN '18

2019 HIGHLIGHTS

- Played in 10 games and registered 27 carries for 105 yds. and a single-season career-high 4 TDs. Also added 3 recepts. for 34 yds. and 1 TD. Also appeared in 1 postseason game and had 1 recept. for 20 yds.
- Registered 10 carries for 34 yds. and 2 TDs at Cin. (9/15). Became the first member of the 49ers to register 2-or-more rushing TDs in a single game since RB Carlos Hyde at LAR (12/31/17 - 2 TDs).
- Recorded 8 carries for 18 yds. and 2 TDs vs. Pit. (9/22). Became the first member of the 49ers with at least 2 rushing TDs in consecutive games since RB Frank Gore in Weeks 7-8 of the 2013 season.
- On his only offensive snap of the game vs. Arz. (11/17), he registered a game-winning 25-yd. TD recept. to give the 49ers the lead with 0:31 left in the game. It marked his first game-winning TD and first TD recept. of his career.

GOLDMINE

- Wilson Jr. holds a close relationship with his father, Jeff Sr. His father, who played running back at the University of Texas-Arlington before the school decided to end the program, has guided Jeff Jr. throughout his athletic career and life. "He's always been a major part of my life," Jeff Jr. said. "I don't even remember him missing a single one of my games. That's the type of father he is."
- NFL players had the opportunity to participate in the NFL's annual My Cause, My Cleats campaign during Week 14 of the 2019 season. Wilson and his teammates represented their respective causes with custom-designed cleats in an effort to raise awareness and funding. Wilson represented MADD, saying, "I play for awareness against drunk driving."



WILSON JR.'S GOLDEN NUGGETS

- Wilson Jr. has been drumming since he was 2 years old. His father, Jeff Sr., sang in a gospel group and Jeff Jr. backed him up on the drums.
- Grew up in Elkhart, TX, roughly 10 miles from the hometown of RB Adrian Peterson. Wilson and his dad, Jeff Wilson Sr., regularly attended Peterson's high school games, breaking down his play to emulate his style in practice.

WILSON JR.'S GAME-BY-GAME

2019

Date	Opp	W/L	P/S	Rsh	Yds	Avg	Lg	TD	Rec	Yds	TD
SIGNED TO SF PRACTICE SQUAD ON 9/1											
Sep 8	at TB	W	—	PRACTICE SQUAD			—	—	—	—	—
PROMOTED TO SF ACTIVE ROSTER ON 9/14											
Sep 15	at Cin	W	1/0	10	34	3.4	14	2	0	0	0
Sep 22	Pit	W	1/0	8	18	2.3	5	2	0	0	0
Oct 7	Cle	W	—	—	INACTIVE	—	—	—	—	—	—
Oct 13	at LAR	W	1/0	0	0	—	—	0	0	0	0
Oct 20	at Was	W	1/0	5	20	4.0	6	0	0	0	0
Oct 27	Car	W	1/0	2	6	3.0	4	0	0	0	0
Oct 31	at Arz	W	1/0	0	0	—	—	0	1	2	0
Nov 11	Sea	L	—	—	INACTIVE	—	—	—	—	—	—
Nov 17	Arz	W	1/0	0	0	—	—	0	1	25	1
Nov 24	GB	W	1/0	2	27	13.5	25	0	0	0	0
Dec 1	at Bal	L	1/0	0	0	—	—	0	1	7	0
Dec 8	at NO	W	—	—	INACTIVE	—	—	—	—	—	—
Dec 15	Atl	L	1/0	0	0	—	—	0	0	0	0
Dec 21	LAR	W	—	—	INACTIVE	—	—	—	—	—	—
Dec 29	at Sea	W	—	—	INACTIVE	—	—	—	—	—	—
TOTALS			10/0	27	105	3.9	25	4	3	34	1

2019 Postseason

Date	Opp	W/L	P/S	Rsh	Yds	Avg	Lg	TD	Rec	Yds	TD
Jan 11	Min	W	—	INACTIVE		—	—	—	—	—	—
Jan 19	GB	W	—	INACTIVE		—	—	—	—	—	—
Feb 2	at KC	L	1/0	0	0	—	—	0	1	20	0
TOTALS				1/0	0	0	—	0	1	20	0





WILSON JR.'S CAREER STATISTICS

YEAR	TEAM	GP	GS	ATT	RUSHING				NO	RECEIVING			
					YDS	AVG	LG	TD		YDS	AVG	LG	TD
2018	SF	6	2	66	266	4.0	18	0	12	98	8.2	8	0
2019	SF	10	0	27	105	3.9	25	4	3	34	11.3	25t	1
TOTALS		16	2	93	371	4.0	25	4	15	132	8.8	25t	1

PLAYOFFS

YEAR	TEAM	GP	GS	ATT	RUSHING				NO	RECEIVING			
					YDS	AVG	LG	TD		YDS	AVG	LG	TD
2019	SF	1	0	0	0	—	—	0	1	20	20.0	20	0
TOTALS		1	0	0	0	—	—	0	1	20	20.0	20	0

Additional Statistics:

Fumbles—Lost — 3—2: 3—2 in 2018

Special Teams Tackles — 3: 2018 (1); 2019 (2)

Milestones:

NFL Debut: at TB (11/25/18); **First Start:** vs. Den. (12/9/18); **First Reception:** Regular Season — at TB (11/25/18 — 8-yd. pass from QB Nick Mullens); Postseason — at KC (2/2/20 — 20-yd. pass from QB Jimmy Garoppolo); **First Rushing TD:** at Cin. (9/15/19 — 2-yds.); **First Receiving TD:** vs. Arz. (11/17/19 — 25-yd. pass from QB Jimmy Garoppolo)

WILSON JR.'S CAREER HIGHS

Rushes: Regular Season — 23 vs. Den. (12/9/18)

Rushing Yards: Regular Season — 90 vs. Den. (12/9/18)

Rushing TDs: Regular Season — 2 (2 times) Last vs. Pit. (9/22/19)

Long Rush: Regular Season — 25 vs. GB (11/24/19)

Receptions: Regular Season — 8 at Sea. (12/2/18); Postseason — 1 at KC (2/2/20)

Receiving Yards: Regular Season — 73 at Sea. (12/2/18); Postseason — 20 at KC (2/2/20)

Long Reception: Regular Season — 25t vs. Arz. (11/17/19); Postseason — 20 at KC (2/2/20)

TD Receptions: Regular Season — 1 vs. Arz. (11/17/19)

WILSON JR.'S TRANSACTIONS

Originally signed as an undrafted free agent by SF on 5/1/18...Waived by SF on 9/1/18...Signed to SF practice squad on 9/2/18...Promoted to SF active roster on 11/24/18...Waived by SF on 8/31/19...Signed to SF practice squad on 9/1/19...Promoted to SF active roster on 9/14/19.



2018

- After being promoted to the active roster on 11/24, carried the ball 66 times for 266 yds. (4.0 avg.). Added 12 receipts. for 98 rec. yds.
- Registered 15 carries for 61 yds. on the ground along with 8 receipts. for 73 yds. at Sea. (12/2). His 8 receipts. are the most by a 49ers RB since RB Carlos Hyde registered 9 receipts. vs. Arz. (11/5/17).
- Rushed for a career-high 90 yds. on 23 atts. vs. Den. (12/9). His 23 atts. were the most by a 49ers RB since 9/21/17 (RB Carlos Hyde - 25 atts. for 84 yds. and 2 TDs vs. LAR)

COLLEGE

Appeared in 41 games (29 starts) during his four-year career at North Texas. Rushed for 3,205 yds. and 32 TDs on 562 atts., while adding 70 receipts. for 527 yds. and 2 TDs. He finished his career ranked 3rd in rushing TDs (32) and 4th in rushing yds. (3,205) in school history. Started all 11 games in which he appeared as a senior and notched 188 carries for 1,215 yds. and 16 TDs. Also had 24 receipts. for 168 yds. In 2016, played in 11 games (10 starts) and recorded 169 carries for 936 yds. and 14 TDs while adding 29 receipts. for 247 yds. and 1 TD. As a sophomore, played in 10 games (7 starts) and rushed for 830 yds. and 1 TD on 155 atts. Also notched 12 receipts. for 71 yds. In 2014, had 50 carries for 224 yds. and 1 TD while adding 5 receipts. for 41 yds. and 1 TD.

PERSONAL

- Attended Elkhart (TX) HS where he was named an AP Class 2A first-team all-state as a senior after rushing for 2,749 yds. and 36 TDs.
- As a senior at North Texas, was a member of the team's leadership council.
- Born Jeffrey Wilson Jr. (11/16/95) in Elkhart, TX.
- Has one son, Jeff Wilson III.

WILSON JR.'S GAME-BY-GAME

2018

Date	Opp	W/L	P/S	Rsh	Yds	Avg	Lg	TD	Rec	Yds	TD
SIGNED TO SF PRACTICE SQUAD ON 9/2											
Sep 9	at Min	L	—	PRACTICE SQUAD	—	—	—	—	—	—	—
Sep 16	Det	W	—	PRACTICE SQUAD	—	—	—	—	—	—	—
Sep 23	at KC	L	—	PRACTICE SQUAD	—	—	—	—	—	—	—
Sep 30	at LAC	L	—	PRACTICE SQUAD	—	—	—	—	—	—	—
Oct 7	Arz	L	—	PRACTICE SQUAD	—	—	—	—	—	—	—
Oct 15	at GB	L	—	PRACTICE SQUAD	—	—	—	—	—	—	—
Oct 21	LAR	L	—	PRACTICE SQUAD	—	—	—	—	—	—	—
Oct 28	at Arz	L	—	PRACTICE SQUAD	—	—	—	—	—	—	—
Nov 1	Oak	W	—	PRACTICE SQUAD	—	—	—	—	—	—	—
Nov 12	NYG	L	—	PRACTICE SQUAD	—	—	—	—	—	—	—
PROMOTED TO SF ACTIVE ROSTER ON 11/24											
Nov 25	at TB	L	1/0	7	33	4.7	18	0	1	8	0
Dec 2	at Sea	L	1/0	15	61	4.1	11	0	8	73	0
Dec 9	Den	W	1/1	23	90	3.9	11	0	1	6	0
Dec 16	Sea	W	1/0	7	46	6.6	16	0	0	0	0
Dec 23	Chi	L	1/0	11	27	2.5	8	0	2	11	0
Dec 30	at LAR	L	1/1	3	9	3.0	7	0	0	0	0
TOTALS			6/2	66	266	4.0	18	0	12	98	0



6

P

MITCH WISHNOWSKY

6-2 | 220 | UTAH

3.3.92 | PERTH, AUSTRALIA | ROOKIE | ACQUIRED D-4 IN '19

AWARDS & HONORS

2019: NFC Special Teams Player of the Week (Week 9)

GOLDMINE

- Prior to Week 2's matchup in Cincinnati during the 2019 season, the 49ers spent time in Youngstown, Ohio, where they participated in the Community Blitz. Wishnowsky and some of his teammates joined the students at Williamson Elementary School to talk about inclusion and anti-bullying. They players spoke at an assembly before helping the kids write compliment cards and discuss how to be kind to one another.
- While working as a glazier, a glass installation specialist, in Australia, Wishnowsky's friends began showing him NFL games. After a couple years, he decided to leave his job and move to Melbourne to join ProKick Australia, a training academy for aspiring punters. Founded by Nathan Chapman, an Australian who once had an opportunity with the Packers, the academy has had massive success, with about 50 punters on Division I scholarships. "While Americans grow up wanting to throw the ball, we grow up trying to kick 60-yard goals," he said. "Sure, the techniques are slightly different, but the swing of your leg is pretty much the same. We have that muscle memory drilled into us from a young age."
- Participated in the 49ers Annual Community Day, helping pack more than 31,000 nutritious meals in collaboration with Feeding Children Anywhere. The meals, along with groceries and backpacks, were distributed to those most in need in East San Jose.



WISHNOWSKY'S GOLDEN NUGGETS

- His last name is pronounced wish-NOW-ski.
- Left school at the age of 17 to take an apprenticeship as a glass installation specialist.
- Accumulated 62 punts that traveled 50-or-more yards during his career at Utah, 2nd most in the school's history.

WISHNOWSKY'S GAME-BY-GAME

2019

Date	Opp	W/L	P/S	No	Yds	Avg	Net	TB	In20	Lg	Blk
Sep 8	at TB	W	1/0	2	91	45.5	45.5	0	1	54	0
Sep 15	at Cin	W	1/0	2	75	37.5	37.5	0	1	39	0
Sep 22	Pit	W	1/0	3	150	50.0	43.3	1	1	52	0
Oct 7	Cle	W	1/0	4	176	44.0	45.5	0	2	60	0
Oct 13	at LAR	W	1/0	4	159	39.8	37.8	0	0	51	0
Oct 20	at Was	W	1/0	2	94	47.0	47.0	0	2	48	0
Oct 27	Car	W	1/0	3	121	40.3	40.3	0	3	46	0
Oct 31	at Arz	W	1/0	5	231	46.2	42.8	0	3	50	0
Nov 11	Sea	L	1/0	5	232	46.4	37.6	1	1	65	0
Nov 17	Arz	W	1/0	2	101	50.5	50.5	0	1	51	0
Nov 24	GB	W	1/0	4	182	45.5	46.3	0	1	52	0
Dec 1	at Bal	L	1/0	2	90	45.0	36.0	0	1	45	0
Dec 8	at NO	W	1/0	3	134	44.7	32.3	0	0	49	0
Dec 15	Atl	L	1/0	4	184	46.0	41.3	0	2	55	0
Dec 21	LAR	W	1/0	5	219	43.8	43.6	0	4	52	0
Dec 29	at Sea	W	1/0	2	94	47.0	39.0	0	0	51	0
TOTALS			16/0	52	2,333	44.9	41.6	2	23	65	0

2019 Postseason

Date	Opp	W/L	P/S	No	Yds	Avg	Net	TB	In20	Lg	Blk
Jan 11	Min	W	1/0	4	186	46.5	41.5	1	2	56	0
Jan 19	GB	W	1/0	2	77	38.5	38.5	0	1	41	0
Feb 2	at KC	L	1/0	2	86	43.0	43.0	0	1	46	0
TOTALS			3/0	8	349	43.6	41.1	1	4	56	0

GOLDMINE (CONTINUED)

- Wishnowsky is a naturally talented athlete, whether it is something that requires pure strength or skill. While he participated in universally popular athletics, like soccer and rugby, he enjoyed any sort of competition. When he was 12 years old, he won a major West Australian Billiards tournament. Before shifting to football in the U.S., he was a member of a local semi-pro team in the West Australian Football League. While at Santa Barbara Community College, he found that his ideal conditioning was a mix of hitting the weight room and playing beach volleyball.



WISHNOWSKY'S CAREER STATISTICS

<u>YEAR</u>	<u>TEAM</u>	<u>G</u>	<u>NO</u>	<u>YDS</u>	<u>AVG</u>	<u>RET</u>	<u>YDS</u>	<u>NET</u>	<u>TB</u>	<u>IN 20</u>	<u>LG</u>	<u>BLK</u>
2019	SF	16	52	2,333	44.9	24	131	41.6	2	23	65	0
TOTALS		16	52	2,333	44.9	24	131	41.6	2	23	65	0

PLAYOFFS

<u>YEAR</u>	<u>TEAM</u>	<u>G</u>	<u>NO</u>	<u>YDS</u>	<u>AVG</u>	<u>RET</u>	<u>YDS</u>	<u>NET</u>	<u>TB</u>	<u>IN 20</u>	<u>LG</u>	<u>BLK</u>
2019	SF	3	8	349	43.6	2	0	41.1	1	4	56	0
TOTALS		3	8	349	43.6	2	0	41.1	1	4	56	0

Additional Statistics:

Special Teams Tackles – 2: 2019 (2)

Milestones:

NFL Debut: at TB (9/8/19)

WISHNOWSKY'S TRANSACTIONS

Originally a 4th-round (110th overall) draft choice by SF in 2019.




COLLEGE

Played three seasons (2016-18) at Utah after transferring from Santa Barbara (CA) City College in 2014. In three seasons at Utah, appeared in 40 games and registered 175 punts for 8,004 yds. (45.7 avg.), while pinning 74 of his punts inside the 20-yd. line. Also handled kickoff duties, kicking off 68 times for 45 touchbacks. As a senior in 2018, earned AP Second-Team All-America honors and was a finalist for the Ray Guy Award, presented to the nation's best collegiate punter, after appearing in 14 games and notching 59 punts for 2,669 yds. (45.2 avg.), with 24 punts inside the 20-yd. line. He also forced 25 fair catches while registering 20 punts of 50-or-more yds. Was named a Ray Guy Award finalist as a junior after appearing in 13 games, recording 52 punts for 2,282 yds. (43.9 avg.). Earned consensus All-America honors, as well as the Ray Guy Award, in his first season with Utah as a sophomore in 2016 after registering 64 punts for 3,053 yds. (47.7 avg.) in 13 games. Ranked 2nd in the nation in punting avg. (47.7) and punts of 50-or-more yds. (30), while also leading the nation in punts within the 10-yd. line (17). In 2014 at Santa Barbara (CA) City College, played in 11 games and registered 63 punts for 2,509 yds. (39.8 avg.).

PERSONAL

- Attended Lumen Christi (Perth, Australia) College where he played Australian Football and was an Associated & Catholic Colleges of Western Australia (ACC) Honorary Athletics Representative from 2006-07.
- Graduated with a degree in kinesiology teaching.
- Son of Marty and Penny Wishnowsky.
- Born Mitch Wishnowsky (3/3/92) in Perth, Australia.



23

CB

AHKELLO WITHERSPOON

6-3 | 195 | COLORADO

3.21.95 | SACRAMENTO, CA | 3RD YEAR | ACQUIRED D-3A IN '17

2019 HIGHLIGHTS

- Played in 10 games (8 starts) and registered 28 tackles, 1 INT and 9 PDs. Appeared in all 3 postseason games (1 start) and notched 1 tackle as well as 3 special teams tackles.
- Registered a 25-yd. INT returned for a TD at TB (9/8). This marked his 3rd INT of his career and first career TD. Also set a career-high with 3 PDs.
- Helped the 49ers defense hold the Vikings to 147 total net yds. (21 rushing and 126 passing) vs. Min. (1/11/20 - NFC-D). The 147 total net yds. allowed are the fewest allowed in a postseason game in franchise history. It also marked the fewest total net yds. allowed in an NFL postseason game since 1/3/15 [Carolina held Arz. to 78 total net yds. (27 rushing and 51 passing)]. The 21 rushing yds. allowed by the 49ers defense is the fewest allowed in a postseason game in franchise history.

GOLDMINE

- The 49ers hosted the third annual Crucial Catch Fashion Show presented by Dignity Health on October 2nd, 2019, featuring cancer warriors representing all cancers as they modeled apparel donated by Levi's. Witherspoon and his teammates were paired with each of the warriors to share their stories of strength and courage with the audience and walk the runway.



- Witherspoon, got his musical talents playing the drums and singing from his grandfather, Jimmy Witherspoon (pictured right), who was a renowned blues/jazz musician and singer whose hits, including "Ain't Nobody's Business" which reached number one on the U.S. R&B charts in 1949, came in the late 1940's.



- Not only was Witherspoon's grandfather extremely talented, his father also had skills of his own. Lucky Witherspoon was a running back at the University of Nevada and was invited to a tryout with the Dallas Cowboys.
- A multi-sport athlete growing up, Witherspoon excelled in soccer as a midfielder and as an outfielder and pitcher in baseball. He picked up soccer at the age of five in order to be more like his older sister, Alexis. Witherspoon credits soccer for teaching him footwork and body awareness skills that have translated to the football field.

WITHERSPOON'S GOLDEN NUGGETS

- First name is pronounced uh-KELL-oh.
- Witherspoon began playing football as a high school senior at Christian Brothers (Sacramento, CA) HS in 2012. He went on to play one year (2013) at Sacramento City College before transferring to Colorado University.
- Witherspoon registered a 40.5" vertical jump at the 2017 NFL Combine, the highest registered among all cornerbacks and 3rd highest among all defensive backs.
- Witherspoon grew up playing basketball with current 49ers DL Arik Armstead and trained with his father, Guss.
- Has a passion for medicine and wants to attend medical school after his career in the NFL.

WITHERSPOON'S GAME-BY-GAME

2019

Date	Opp	W/L	P/S	Tot	Sol	Ast	Sk	Yds	Int	Yds	PD	FF	FR	Yds
Sep 8	at TB	W	1/1	2	2	0	0.0	0.0	1	25	3	0	0	0
Sep 15	at Cin	W	1/1	5	3	2	0.0	0.0	0	0	2	0	0	0
Sep 22	Pit	W	1/1	2	2	0	0.0	0.0	0	0	0	0	0	0
Oct 7	Cle	W	-	-	-	-	-	INACTIVE (Foot)	-	-	-	-	-	-
Oct 13	at LAR	W	-	-	-	-	-	INACTIVE (Foot)	-	-	-	-	-	-
Oct 20	at Was	W	-	-	-	-	-	INACTIVE (Foot)	-	-	-	-	-	-
Oct 27	Car	W	-	-	-	-	-	INACTIVE (Foot)	-	-	-	-	-	-
Oct 31	at Arz	W	-	-	-	-	-	INACTIVE (Foot)	-	-	-	-	-	-
Nov 11	Sea	L	-	-	-	-	-	INACTIVE (Foot)	-	-	-	-	-	-
Nov 17	Arz	W	1/0	0	0	0	0.0	0.0	0	0	0	0	0	0
Nov 24	GB	W	1/0	0	0	0	0.0	0.0	0	0	0	0	0	0
Dec 1	at Bal	L	1/1	3	3	0	0.0	0.0	0	0	0	0	0	0
Dec 8	at NO	W	1/1	5	4	1	0.0	0.0	0	0	1	0	0	0
Dec 15	Atl	L	1/1	4	3	1	0.0	0.0	0	0	0	0	0	0
Dec 21	LAR	W	1/1	2	2	0	0.0	0.0	0	0	1	0	0	0
Dec 29	at Sea	W	1/1	5	5	0	0.0	0.0	0	0	2	0	0	0
TOTALS			10/8	28	24	4	0.0	0.0	1	25	9	0	0	0

2019 Postseason

Date	Opp	W/L	P/S	Tot	Sol	Ast	Sk	Yds	Int	Yds	PD	FF	FR	Yds
Jan 11	Min	W	1/1	1	1	0	0.0	0.0	0	0	0	0	0	0
Jan 19	GB	W	1/0	0	0	0	0.0	0.0	0	0	0	0	0	0
Feb 2	at KC	L	1/0	0	0	0	0.0	0.0	0	0	0	0	0	0
TOTALS			3/1	1	1	0	0.0	0.0	0	0	0	0	0	0

GOLDMINE (CONTINUED)

- After posing for a photoshoot, Witherspoon and his teammates joined Levi's in support of breast, colon and pediatric cancer warriors at the Crucial Catch Fashion Show presented by Dignity Health in October of 2018. 49ers players and cancer warriors took to the runway to show off their attire and share their stories of strength and courage with the audience.





WITHERSPOON'S CAREER STATISTICS

YEAR	TEAM	GP	GS	TACKLES					YDS	INT	INTERCEPTIONS				PD	FUMBLES		
				TOT	SOL	AST	SACKS				YDS	LG	TD			FF	FR	YDS
2017	SF	12	9	32	28	4	0.0	0.0		2	42	23	0	7		1	0	0
2018	SF	14	12	37	30	7	0.0	0.0		0	0	–	0	4		0	0	0
2019	SF	10	8	28	24	4	0.0	0.0		1	25	25t	1	9		0	0	0
TOTALS		36	29	97	82	15	0.0	0.0		3	67	25t	1	20		1	0	0

PLAYOFFS

YEAR	TEAM	GP	GS	TACKLES					YDS	INT	INTERCEPTIONS				PD	FUMBLES		
				TOT	SOL	AST	SACKS				YDS	LG	TD			FF	FR	YDS
2019	SF	3	1	1	1	0	0.0	0.0		0	0	–	0	0		0	0	0
TOTALS		3	1	1	1	0	0.0	0.0		0	0	–	0	0		0	0	0

Additional Statistics:

Special Teams Tackles – Postseason – 3: 2019 (3)

Special Teams Fumble Recoveries: 1 – 2018 (1)

Milestones:

NFL Debut: at Ind. (10/8/17); **First Start:** at Phi. (10/29/17); **First INT:** at Phi. (10/29/17 – QB Carson Wentz); **First FF:** at LAR (12/31/17 – TE Gerald Everett); **First TD:** at TB (9/8/19)

WITHERSPOON'S CAREER HIGHS

Total Tackles: Regular Season – 5 (3 times) Last at Sea. (12/29/19);
Postseason – 1 vs. Min. (1/11/20)
Solo: Regular Season – 5 (2 times) Last at Sea. (12/29/19); Postseason – 1
vs. Min. (1/11/20)
Assists: Regular Season – 3 vs. Den. (12/9/18)
Interceptions: Regular Season – 1 (3 times) Last at TB (9/8/19)

Interception Yards: Regular Season – 25 at TB (9/8/19)
Long Interception Return: Regular Season – 25 at TB (9/8/19)
Interception Returns for TD: Regular Season – 1 at TB (9/8/19)
Passes Defensed: Regular Season – 3 at TB (9/8/19)
Forced Fumbles: Regular Season – 1 at LAR (12/31/17)

WITHERSPOON'S TRANSACTIONS

Originally the first of two 3rd-round (66th overall) draft choices by SF in 2017... Placed on the Injured Reserve List on 12/18/18.



2018

- Saw action in 14 games (12 starts) and registered 37 tackles and 4 PDs before being placed on the Injured Reserve List on 12/18.
- Registered a career-high 5 tackles at KC (9/23).

2017

- Played in 12 games (9 starts) and registered 31 tackles, 2 INTs, 1 FF and 7 PDs.
- In his 1st career NFL start at Phi. (10/29), picked off Eagles QB Carson Wentz for his 1st career INT, returning the pass 19 yds. The play led to a RB Matt Breida 21-yd. TD recept. two plays later.
- Registered his 2nd career INT vs. Jax. (12/24), intercepting Jaguars QB Blake Bortles and returning the pass 23 yds. His INT led to RB Carlos Hyde's 6-yd. TD run on the ensuing drive.
- Notched his 1st career FF at LAR (12/31), stripping the ball from Rams TE Gerald Everett. The fumble was recovered by DB K'Waun Williams and led to a 12-yd. TD pass from QB Jimmy Garoppolo to WR Aldrick Robinson on the ensuing possession.

COLLEGE

In three seasons with Colorado, appeared in 36 games (21 starts) and registered 77 tackles, 3 INTs, 1 FF, 1 FR and 28 PDs. In 2016, earned Second-Team All-Pac-12 honors and led the nation with 22 PDs. His 22 PDs also tied the school record for the most in a single season (22 PDs by Ben Kelly in 1998). Played in 13 games (12 starts) and registered 24 tackles, 1 INT, 1 FF, 1 FR and 22 PDs. As a junior, played in 13 games (8 starts) and tallied 41 tackles, 2 INTs and 4 PDs. In 2014, played in 10 games (1 start) and recorded 12 tackles and 2 PDs. As a freshman in 2013, played at Sacramento City College, appearing in 8 games where he notched 21 tackles, 3 INTs, 1 FF and 7 PDs.

PERSONAL

- Attended Christian Brothers (Sacramento, CA) HS. As a senior, registered 25 tackles, 1 INT and 4 PDs.
- A multi-sport athlete, also lettered in basketball, baseball and soccer. On the court, he averaged 16 points and 7 assists per game as a senior. While on the diamond, he had a .300 batting average and tallied 21 steals.
- Born Ahkello Witherspoon (3/21/95) in Sacramento, CA.
- Majored in ecology and evolutionary biology.

INJURY REPORT

2018: Placed on the Injured Reserve List on 12/18 with a knee injury.

2019: Inactive 6 games [vs. Cle (10/7), at LAR (10/13), at Was. (10/20), vs. Car. (10/27), at Arz. (10/31) and vs. Sea. (11/11)] with a foot injury.

WITHERSPOON'S GAME-BY-GAME

2017

Date	Opp	W/L	P/S	Tot	Sol	Ast	Sk	Yds	Int	Yds	PD	FF	FR	Yds
Sep 10	Car	L	—	—	INACTIVE	—	—	—	—	—	—	—	—	—
Sep 17	at Sea	L	—	—	INACTIVE	—	—	—	—	—	—	—	—	—
Sep 21	LAR	L	—	—	INACTIVE	—	—	—	—	—	—	—	—	—
Oct 1	at Arz	L	—	—	INACTIVE	—	—	—	—	—	—	—	—	—
Oct 8	at Ind	L	1/0	1	1	0	0.0	0.0	0	0	0	0	0	0
Oct 15	at Was	L	1/0	2	1	1	0.0	0.0	0	0	0	0	0	0
Oct 22	Dal	L	1/0	3	3	0	0.0	0.0	0	0	0	0	0	0
Oct 29	at Phi	L	1/1	3	3	0	0.0	0.0	1	19	1	0	0	0
Nov 5	Arz	L	1/1	4	3	1	0.0	0.0	0	0	0	0	0	0
Nov 12	NYG	W	1/1	3	3	0	0.0	0.0	0	0	1	0	0	0
Nov 26	Sea	L	1/1	1	1	0	0.0	0.0	0	0	1	0	0	0
Dec 3	at Chi	W	1/1	1	1	0	0.0	0.0	0	0	0	0	0	0
Dec 10	at Hou	W	1/1	3	2	1	0.0	0.0	0	0	0	0	0	0
Dec 17	Ten	W	1/1	4	4	0	0.0	0.0	0	0	1	0	0	0
Dec 24	Jax	W	1/1	3	2	1	0.0	0.0	1	23	2	0	0	0
Dec 31	at LAR	W	1/1	4	4	0	0.0	0.0	0	0	1	1	0	0
TOTALS			12/9	32	28	4	0.0	0.0	2	42	7	1	0	0

2018

Date	Opp	W/L	P/S	Tot	Sol	Ast	Sk	Yds	Int	Yds	PD	FF	FR	Yds
Sep 9	at Min	L	1/1	1	0	1	0.0	0.0	0	0	1	0	0	0
Sep 16	Det	W	1/1	4	3	1	0.0	0.0	0	0	0	0	0	0
Sep 23	at KC	L	1/0	5	5	0	0.0	0.0	0	0	0	0	0	0
Sep 30	at LAC	L	1/1	4	4	0	0.0	0.0	0	0	0	0	0	0
Oct 7	Arz	L	1/1	3	3	0	0.0	0.0	0	0	0	0	0	0
Oct 15	at GB	L	1/0	0	0	0	0.0	0.0	0	0	0	0	0	0
Oct 21	LAR	L	1/1	2	2	0	0.0	0.0	0	0	1	0	0	0
Oct 28	at Arz	L	1/1	1	1	0	0.0	0.0	0	0	0	0	0	0
Nov 1	Oak	W	1/1	1	1	0	0.0	0.0	0	0	0	0	0	0
Nov 12	NYG	L	1/1	3	2	1	0.0	0.0	0	0	1	0	0	0
Nov 25	at TB	L	1/1	4	4	0	0.0	0.0	0	0	0	0	0	0
Dec 2	at Sea	L	1/1	4	4	0	0.0	0.0	0	0	1	0	0	0
Dec 9	Den	W	1/1	4	1	3	0.0	0.0	0	0	0	0	0	0
Dec 16	Sea	W	1/1	1	0	1	0.0	0.0	0	0	0	0	0	0
PLACED ON INJURED RESERVE (Knee) ON 12/18														
TOTALS			14/12	37	30	7	0.0	0.0	0	0	4	0	0	0



92

ANTHONY ZETTEL

DL

6-4 | 275 | PENN STATE

8.9.92 | WEST BRANCH, MI | 4TH YEAR | ACQUIRED FA IN '19

2019 HIGHLIGHTS

- Signed by the team on 12/23, appeared in the regular season finale and notched 1 tackle. Also appeared in all 3 postseason games and notched 2 tackles.
- Helped the 49ers defense hold the Vikings to 147 total net yds. (21 rushing and 126 passing) vs. Min. (1/11/20 - NFC-D). The 147 total net yds. allowed are the fewest allowed in a postseason game in franchise history. It also marked the fewest total net yds. allowed in an NFL postseason game since 1/3/15 [Carolina held Arz. to 78 total net yds. (27 rushing and 51 passing)]. The 21 rushing yds. allowed by the 49ers defense is the fewest allowed in a postseason game in franchise history.

GOLDMINE

- Tragedy struck the Zettel household in September 2015 when Terry Zettel, father of Anthony, Kyle, Easton and Jenna Zettel, lost a 19-month battle with cancer at the age of 46. After traveling home to Michigan to attend the service with family, Zettel returned to Penn State to suit up in a matchup the following day against San Diego State. To Zettel, there was no second thought of if he should play. "It's what his dad would have wanted and he would have been pretty upset if Anthony had not played," said Andrew Pratley, Zettel's football coach at Ogemaw Heights High School. "He proved that his whole life, and he wouldn't have wanted his kids doing anything other than what they would do." Zettel's family was there to see the victory, which he dedicated to his late father.
- At the 2016 NFL Combine, Zettel used his opportunity to raise money for Uplifting Athletes, a national nonprofit organization, founded by former Penn State football player Scott Shirley, that raises money and awareness for rare diseases. Zettel used the Combine's bench press as a fundraiser for the organization's "Reps for Rare Diseases" charity. Zettel lifted the 225-pound bar 28 times, and final numbers from UA indicate fans donated \$6,159, or \$219.97 per rep.



ZETTEL'S GOLDEN NUGGETS

- His last name is pronounced ZEDDLE.
- Lettered in football, basketball and track & field at Ogemaw Heights (MI) HS.

ZETTEL'S GAME-BY-GAME

2019 (Cincinnati/San Francisco)

Date	Opp	W/L	P/S	Tot	Sol	Ast	Sk	Yds	Int	Yds	PD	FF	FR	Yds
WITH CIN														
Oct 20	Jax	L	1/0	0	0	0	0.0	0.0	0	0	0	0	0	0
Oct 27	at LAR	L	1/0	3	3	0	0.0	0.0	0	0	0	0	0	0
Nov 10	Bal	L	1/0	1	0	1	0.0	0.0	0	0	0	0	0	0
Nov 17	at Oak	L	—	—	—	—	—	—	—	—	—	—	—	—
Nov 24	Pit	L	—	—	—	—	—	—	—	—	—	—	—	—
Dec 1	NYJ	W	—	—	—	—	—	—	—	—	—	—	—	—
Dec 8	at Cle	L	1/0	1	0	1	0.0	0.0	0	0	0	0	0	0
Dec 15	NE	L	—	—	—	—	—	—	—	—	—	—	—	—
WAIVED BY CIN ON 12/17 SIGNED BY SF ON 12/23														
Dec 29	at Sea	W	1/0	1	0	1	0.0	0.0	0	0	0	0	0	0
TOTALS			5/0	6	3	3	0.0	0.0	0	0	0	0	0	0

2019 Postseason

Date	Opp	W/L	P/S	Tot	Sol	Ast	Sk	Yds	Int	Yds	PD	FF	FR	Yds
Jan 11	Min	W	1/0	1	1	0	0.0	0.0	0	0	0	0	0	0
Jan 19	GB	W	1/0	1	0	1	0.0	0.0	0	0	0	0	0	0
Feb 2	at KC	L	1/0	0	0	0	0.0	0.0	0	0	0	0	0	0
TOTALS			3/0	2	1	1	0.0	0.0	0	0	0	0	0	0



ZETTEL'S CAREER STATISTICS

YEAR	TEAM	GP	GS	TACKLES					YDS	INT	INTERCEPTIONS				PD	FUMBLES		
				TOT	SOL	AST	SACKS				YDS	LG	TD			FF	FR	YDS
2016	DET	13	0	13	10	3	1.0	7.0	0	0	—	0	0	0	0	0	0	
2017	DET	16	16	43	31	12	6.5	45.5	0	0	—	0	0	0	1	1	0	
2018	CLE	15	0	14	7	7	0.0	0.0	0	0	—	0	0	0	0	0	0	
2019	CIN/SF	5	0	5	3	2	0.0	0.0	0	0	—	0	0	0	0	0	0	
TOTALS		49	16	75	51	24	7.5	52.5	0	0	—	0	0	0	1	1	0	

PLAYOFFS

YEAR	TEAM	GP	GS	TACKLES					YDS	INT	YDS	INTERCEPTIONS				PD	FUMBLES		
				TOT	SOL	AST	SACKS					LG	TD	FF	FR		YDS		
2016	DET	1	0	0	0	0	0.0	0.0	0	0	—	0	0	0	0	0	0	0	
2019	SF	3	0	2	1	1	0.0	0.0	0	0	—	0	0	0	0	0	0	0	
TOTALS		4	0	2	1	1	0.0	0.0	0	0	—	0	0	0	0	0	0	0	

Milestones:

NFL Debut: at GB (9/25/16); **First Start:** vs. Arz. (9/10/17); **First Sack:** at NYG (12/18/16 – QB Eli Manning); **First FR:** at Min. (10/1/17 – RB Jerick McKinnon); **First Multi-Sack Game:** at Min. (10/1/17 – 2.0; QB Case Keenum); **First FF:** vs. Pit. (10/29/17 – RB Le'Veon Bell)

ZETTEL'S CAREER MULTI-SACK GAMES (1)

Date	Opp	Sacks	Yds	QB
10/1/17	at Min.	2.0	22.0	Case Keenum (2.0)

ZETTEL'S CAREER HIGHS

Total Tackles: Regular Season – 6 vs. Cle. (11/12/17); Postseason – 1 (2 times) Last vs. GB (1/19/20)

Solo: Regular Season – 5 vs. Cle. (11/12/17); Postseason – 1 vs. Min. (1/11/20)

Assists: Regular Season – 3 at Cin. (11/25/18); Postseason – 1 vs. GB (1/19/20)

Sacks: Regular Season – 2.0 at Min. (10/1/17)

Forced Fumbles: Regular Season – 1 vs. Pit. (10/29/17)

Fumble Recoveries: Regular Season – 1 at Min. (10/1/17)

ZETTEL'S TRANSACTIONS

Originally a 6th-round (202nd overall) draft choice by Det. in 2016...Waived by Det. on 9/5/18...Claimed off waivers by Cle. on 9/6/18...Signed a one-year deal with Cin. on 10/17/19...Waived by Cin. on 10/21/19...Re-signed by Cin. on 10/23/19...Waived by Cin. on 12/17/19...Signed a one-year deal with SF on 12/23/19.



2018 (CLEVELAND)

- Appeared in 15 games and registered 14 tackles.
- Recorded a season-high 5 tackles at Cin. (11/25).

2017 (DETROIT)

- Started all 16 games and registered single-season career highs in tackles (43), sacks (6.5), FFs (1) and FRs (1).
- Made his first NFL start vs. Arz. (9/10) and registered 3 tackles and 1.0 sack.
- Sacked Falcons QB Matt Ryan for an 11-yd. loss vs. Atl. (9/24).
- Recorded his first career multi-sack game as he brought down Vikings QB Case Keenum twice for a total loss of 22-yds. at Min. (10/16). Also recorded his 1st career FR, as he recovered a Vikings RB Jerick McKinnon fumble.
- Forced a Steelers RB Le'Veon Bell fumble vs. Pit. (10/29), marking his 1st career FF. The turnover led to a 34-yd. FG by K Matt Prater.
- Brought down Packers QB Brett Hundley for a 2-yd. loss at GB (11/6).
- Sacked Browns QB DeShone Kizer vs. Cle. (11/12). It marked the first time he recorded at least 1.0 sack in back-to-back games. Also added a season-high 6 tackles.

2016 (DETROIT)

- Appeared in 13 games and registered 13 tackles and 1.0 sack.
- Made his NFL debut at GB (9/25) and registered 1 tackle.
- Notched a season-high 4 tackles vs. LAR (10/16).
- Brought down Giants QB Eli Manning for a 7-yd. loss at NYG (12/18) for his 1st career sack.

COLLEGE

Played in 50 games (28 starts) at Penn State and registered 120 tackles, 20.0 sacks, 4 INTs, 2 FFs and 2 FRs. Started all 13 games as a senior in 2015 and registered 47 tackles, 4.0 sacks, 6 PDs, 1 FF and 1 FR. As a junior in 2014, started all 13 games. Tallied 42 tackles, 8.0 sacks, 1 FF, 1 FR, 8 PDs and 3 INTs, with 1 returned for a TD. As a sophomore in 2013, appeared in 12 games (2 starts) and recorded 16 tackles, 4.0 sacks and 1 INT. As a redshirt freshman in 2012, appeared in 12 games and picked up 15 tackles and 4.0 sacks. Redshirted as a true freshman in 2011.

PERSONAL

- Attended Ogemaw Heights (West Branch, MI) HS, where he recorded 107 total tackles and 7.0 sacks.
- Also lettered in baseball, basketball and track and field.
- Set the Michigan high school state record in the shot put with a toss of 61 feet, 8 inches.
- Born Anthony Joseph Zettel (8/9/92) in Tawas, MI.
- Graduated with a degree in kinesiology from Penn State.



ZETTEL'S GAME-BY-GAME

2016 (Detroit)

Date	Opp	W/L	P/S	Tot	Sol	Ast	Sk	Yds	Int	Yds	PD	FF	FR	Yds
Sep 11	at Ind	W	—	—	—	—	INACTIVE—	—	—	—	—	—	—	—
Sep 18	Ten	L	—	—	—	—	INACTIVE—	—	—	—	—	—	—	—
Sep 25	at GB	L	1/0	1	0	1	0.0	0.0	0	0	0	0	0	0
Oct 2	at Chi	L	1/0	0	0	0	0.0	0.0	0	0	0	0	0	0
Oct 9	Phi	W	1/0	0	0	0	0.0	0.0	0	0	0	0	0	0
Oct 16	LAR	W	1/0	4	4	0	0.0	0.0	0	0	0	0	0	0
Oct 23	Was	W	1/0	1	1	0	0.0	0.0	0	0	0	0	0	0
Oct 30	at Hou	L	—	—	—	—	INACTIVE—	—	—	—	—	—	—	—
Nov 6	at Min	W	1/0	1	1	0	0.0	0.0	0	0	0	0	0	0
Nov 20	Jax	W	1/0	2	1	1	0.0	0.0	0	0	0	0	0	0
Nov 24	Min	W	1/0	1	0	1	0.0	0.0	0	0	0	0	0	0
Dec 4	at NO	W	1/0	0	0	0	0.0	0.0	0	0	0	0	0	0
Dec 11	Chi	W	1/0	0	0	0	0.0	0.0	0	0	0	0	0	0
Dec 18	at NYG	L	1/0	2	2	0	1.0	7.0	0	0	0	0	0	0
Dec 26	at Dal	L	1/0	0	0	0	0.0	0.0	0	0	0	0	0	0
Jan 1	GB	L	1/0	1	1	0	0.0	0.0	0	0	0	0	0	0
TOTALS			13/0	13	10	3	1.0	7.0	0	0	0	0	0	0

2018 (Cleveland)

Date	Opp	W/L	P/S	Tot	Sol	Ast	Sk	Yds	Int	Yds	PD	FF	FR	Yds
Sep 9	Pit	T	—	—	—	—	INACTIVE—	—	—	—	—	—	—	—
Sep 16	at NO	L	1/0	0	0	0	0.0	0.0	0	0	0	0	0	0
Sep 20	NYJ	W	1/0	0	0	0	0.0	0.0	0	0	0	0	0	0
Sep 30	at Oak	L	1/0	0	0	0	0.0	0.0	0	0	0	0	0	0
Oct 7	Bal	W	1/0	0	0	0	0.0	0.0	0	0	0	0	0	0
Oct 14	LAC	L	1/0	0	0	0	0.0	0.0	0	0	0	0	0	0
Oct 21	at TB	L	1/0	0	0	0	0.0	0.0	0	0	0	0	0	0
Oct 28	at Pit	L	1/0	1	1	0	0.0	0.0	0	0	0	0	0	0
Nov 4	KC	L	1/0	1	0	1	0.0	0.0	0	0	0	0	0	0
Nov 11	Atl	W	1/0	3	3	0	0.0	0.0	0	0	0	0	0	0
Nov 25	at Cin	W	1/0	5	2	3	0.0	0.0	0	0	0	0	0	0
Dec 24	at Hou	L	1/0	2	0	2	0.0	0.0	0	0	0	0	0	0
Dec 9	Car	W	1/0	0	0	0	0.0	0.0	0	0	0	0	0	0
Dec 15	at Den	W	1/0	2	1	1	0.0	0.0	0	0	0	0	0	0
Dec 23	Cin	W	1/0	0	0	0	0.0	0.0	0	0	0	0	0	0
Dec 30	at Bal	L	1/0	0	0	0	0.0	0.0	0	0	0	0	0	0
TOTALS			15/0	14	7	7	0.0	0.0	0	0	0	0	0	0

2016 Postseason (Detroit)

Date	Opp	W/L	P/S	Tot	Sol	Ast	Sk	Yds	Int	Yds	PD	FF	FR	Yds
Jan 7	at Sea	L	1/0	0	0	0	0.0	0.0	0	0	0	0	0	0
TOTALS			1/0	0	0	0	0.0	0.0	0	0	0	0	0	0

2017 (Detroit)

Date	Opp	W/L	P/S	Tot	Sol	Ast	Sk	Yds	Int	Yds	PD	FF	FR	Yds
Sep 10	Arz	W	1/1	3	3	0	1.0	5.0	0	0	0	0	0	0
Sep 18	at NYG	W	1/1	4	3	1	0.0	0.0	0	0	0	0	0	0
Sep 24	Atl	L	1/1	1	1	0	1.0	11.0	0	0	0	0	0	0
Oct 16	at Min	W	1/1	3	2	1	2.0	22.0	0	0	0	0	1	0
Oct 8	Car	L	1/1	5	4	1	0.0	0.0	0	0	0	0	0	0
Oct 15	at NO	L	1/1	2	1	1	0.0	0.0	0	0	0	0	0	0
Oct 29	Pit	L	1/1	2	2	0	0.0	0.0	0	0	0	1	0	0
Nov 6	at GB	W	1/1	3	3	0	1.0	2.0	0	0	0	0	0	0
Nov 12	Cle	W	1/1	6	5	1	1.0	3.0	0	0	0	0	0	0
Nov 19	at Chi	W	1/1	1	1	0	0.0	0.0	0	0	0	0	0	0
Nov 23	Min	L	1/1	1	0	1	0.5	2.5	0	0	0	0	0	0
Dec 3	at Bal	L	1/1	3	2	1	0.0	0.0	0	0	0	0	0	0
Dec 10	at TB	W	1/1	2	2	0	0.0	0.0	0	0	0	0	0	0
Dec 16	Chi	W	1/1	2	0	2	0.0	0.0	0	0	0	0	0	0
Dec 24	at Cin	L	1/1	2	0	2	0.0	0.0	0	0	0	0	0	0
Dec 31	GB	W	1/1	3	2	1	0.0	0.0	0	0	0	0	0	0
TOTALS			16/16	43	31	12	6.5	45.5	0	0	0	1	1	0



2018 SAN FRANCISCO 49ERS REGULAR SEASON STATISTICS

Date	W/L	Score	Opponent	Attendance	Rushing	No	Yds	Avg	Long	TD
9/9	L	16-24	at Minnesota	66,673	M. Breida	153	814	5.3	66t	3
9/16	W	30-27	Detroit	70,164	A. Morris	111	428	3.9	51	2
9/23	L	27-38	at Kansas City	76,023	J. Wilson Jr.	66	266	4.0	18	0
9/30	L	27-29	at Los Angeles Chargers	25,397	R. Mostert	34	261	7.7	52t	1
10/7	L	18-28	Arizona	68,337	C. Beathard	19	69	3.6	13	1
10/15	L	30-33	at Green Bay	77,642	J. Garoppolo	8	33	4.1	13	0
10/21	L	10-39	Los Angeles Rams	66,597	K. Juszczyk	8	30	3.8	12	0
10/28	L	15-18	at Arizona	61,923	G. Kittle	1	10	10.0	10	0
11/1	W	34-3	Oakland	69,592	M. Goodwin	4	9	2.3	5	0
11/12	L	23-27	New York Giants	69,409	B. Pinion	0	0	0	0	0
11/25	L	9-27	at Tampa Bay	50,436	D. Pettis	1	-2	-2.0	-2	0
12/2	L	16-43	at Seattle	69,009	N. Mullens	18	-16	-0.9	2	0
12/9	W	20-14	Denver	69,449	49ers	423	1,902	4.5	66t	7
12/16	W	26-23 (OT)	Seattle	68,836	Opponents	444	1,814	4.1	34	13
12/23	L	9-14	Chicago	70,806						
12/30	L	32-48	at Los Angeles Rams	72,161						

Team Statistics		49ers	Opponents
Total First Downs		344	337
Rushing		98	104
Passing		201	195
Penalty		45	38
3rd Down: Made/Att		73/193	87/216
3rd Down Pct.		37.8%	40.3%
4th Down: Made/Att		5/10	10/17
4th Down Pct.		50.0%	58.8%
Possession Avg.		29:42	30:18
Total Net Yards		5,769	5,546
Avg. Per Game		360.6	346.6
Total Plays		1,003	1,023
Avg. Per Play		5.8	5.4
Net Yards Rushing		1,902	1,814
Avg. Per Game		118.9	113.4
Total Rushes		423	444
Net Yards Passing		3,867	3,732
Avg. Per Game		241.7	233.3
Sacked/Yards Lost		48/380	37/227
Gross Yards		4,247	3,959
Attempts/Completions		532/331	542/344
Completion Pct.		62.2%	63.5%
Had Intercepted		20	2
Punts/Average		69/43.1	78/43.3
Net Punting Avg.		39.1	39.7
Penalties/Yards		112/982	117/1,011
Fumbles/Ball Lost		31/12	21/5
Touchdowns		35	52
Rushing		7	13
Passing		26	35
Returns		2	4

Score By Periods	Q1	Q2	Q3	Q4	OT	Pts
49ers	62	118	99	60	3	342
Opponents	100	128	91	116	0	435

Scoring	TD	Ru	Pa	Rt	PAT	FG	2Pt	Pts
R. Gould	0	0	0	0	27/29	33/34	0	126
G. Kittle	5	0	5	0	0/0	0/0	1	32
M. Breida	5	3	2	0	0/0	0/0	0	30
D. Pettis	5	0	5	0	0/0	0/0	0	30
K. Bourne	4	0	4	0	0/0	0/0	0	24
M. Goodwin	4	0	4	0	0/0	0/0	0	24
G. Celek	2	0	2	0	0/0	0/0	0	12
A. Morris	2	2	0	0	0/0	0/0	0	12
R. James Jr.	2	0	1	1	0/0	0/0	0	12
T. Taylor	1	0	1	0	0/0	0/0	1	8
A. Exum Jr.	1	0	0	1	0/0	0/0	0	6
R. Mostert	1	1	0	0	0/0	0/0	0	6
K. Juszczyk	1	0	1	0	0/0	0/0	0	6
P. Garçon	1	0	1	0	0/0	0/0	0	6
C. Beathard	1	1	0	0	0/0	0/0	0	6
49ers	35	7	26	2	27/29	33/34	2	342
Opponents	52	13	35	4	45/50	24/27	2	435

2-Pt. Conversions: 49ers 2/6, Opponents 2/2

Sacks:

49ers: D. Buckner 12.0, R. Blair III 5.5, C. Marsh 5.5, A. Armstead 3.0, S. Day 2.0, D. Watson 2.0, A. Exum Jr. 1.0, E. Lee 1.0, M. Nzeocha 1.0, D. Reed Jr. 1.0, R. Sherman 1.0, S. Thomas 1.0, Team Sacks 1.0 **Total: 37.0 Opponents: 48.0**

Passing	Att	Cmp	Yds	Cmp%	Yds/Att	TD	TD%	Int	Int%	Long	Sack/Lost	Rating
N. Mullens	274	176	2,277	64.2%	8.3	13	4.7%	10	3.6%	85t	17/127	90.9
C. Beathard	169	102	1,252	60.4%	7.4	8	4.7%	7	4.1%	82t	18/156	81.8
J. Garoppolo	89	53	718	59.6%	8.1	5	5.6%	3	3.4%	56	13/97	90.0
49ers	532	331	4,247	62.2%	8.0	26	4.9%	20	3.8%	85t	48/380	87.8
Opponents	542	344	3,959	63.5%	7.3	35	6.5%	2	0.4%	75t	37/227	105.4

Receiving	No	Yds	Avg	Long	TD
G. Kittle	88	1,377	15.6	85t	5
K. Bourne	42	487	11.6	33	4
K. Juszczyk	30	324	10.8	56	1
D. Pettis	27	467	17.3	75t	5
M. Breida	27	261	9.7	26	2
T. Taylor	26	215	8.3	23	1
P. Garçon	24	286	11.9	25	1
M. Goodwin	23	395	17.2	67t	4
J. Wilson Jr.	12	98	8.2	24	0
R. James Jr.	9	130	14.4	53	1
A. Morris	8	73	9.1	16	0
R. Mostert	6	25	4.2	23	0
G. Celek	5	90	18.0	41t	2
R. Dwelley	2	14	7.0	8	0
V. Bolden Jr.	1	10	10.0	10	0
J. Staley	1	-5	-5.0	-5	0
49ers	331	4,247	12.8	85t	26
Opponents	344	3,959	11.5	75t	35

Interceptions	No	Yds	Avg	Long	TD
A. Exum Jr.	1	32	32.0	32t	1
J. Tartt	1	23	23.0	23	0
49ers	2	55	27.5	32t	1
Opponents	20	336	16.8	98t	3

Punting	No	Yds	Avg	Net	TB	In	Lg	B
B. Pinion	68	2,973	43.7	39.1	4	22	64	1
49ers	69	2,973	43.1	39.1	4	22	64	1
Opponents	78	3,379	43.3	39.7	5	35	65	0

Punt Returns	Ret	FC	Yds	Avg	Long	TD
R. James Jr.	12	10	75	6.3	23	0
T. Taylor	10	6	78	7.8	18	0
D. Pettis	9	2	27	3.0	14	0
49ers	31	18	180	5.8	23	0
Opponents	25	28	195	7.8	56	0

Kickoff Returns	No	Yds	Avg	Long	TD
R. James Jr.	23	580	25.2	97t	1
D. Reed Jr.	11	332	30.2	90	0
M. Dayes	1	17	17.0	17	0
T. Taylor	1	15	15.0	15	0
49ers	36	944	26.2	97t	1
Opponents	27	662	24.5	84	0

Field Goals	1-19	20-29	30-39	40-49	50+
R. Gould	0/0	9/9	13/13	9/10	2/2
49ers	0/0	9/9	13/13	9/10	2/2
Opponents	0/0	7/7	9/10	6/7	2/3

Gould: (42G, 33G, 22G) (45G, 42G, 36G) (39G, 35G) (21G, 33G) (45N) (46G, 44G, 43G) (51G) (27G, 20G) (39G, 25G) (53G, 36G, 30G) (23G) (45G) (40G, 29G) (28G, 33G, 45G, 36G) (33G, 30G, 23G) (30G) **Opponents:** (48G) (27G, 43G) (37G) (54N, 48G, 25G, 21G) () (29G, 39G, 51G, 27G) (35G, 37G, 37G) (31G) (37G, 45N) (20G, 31G) (41G, 39G) (40G) () (48G) (37N) (28G, 51G)

Fumbles Lost: C. Beathard 3, K. Juszczyk 2, J. Wilson Jr. 2, M. Breida 1, R. James Jr. 1, A. Morris 1, R. Mostert 1, D. Reed Jr. 1 **Total: 12**

Opponent Fumble Recoveries: D. Buckner 1, G. Mabin 1, C. Marsh 1, R. Sherman 1, F. Warner 1 **Total: 5**



2018 DEFENSIVE & SPECIAL TEAMS STATISTICS

DEFENSIVE STATISTICS

PLAYER	TACKLES			For Loss	Quarterback			FF	FR
	Total	Solo	Ast		Sacks	INT	PD		
F. Warner	123	84	39	3	0.0	0	6	1	1
D. Buckner	67	44	23	17	12.0	0	3	0	1
E. Lee	62	51	11	3	1.0	0	2	1	0
A. Armstead	48	33	15	6	3.0	0	0	0	0
K. Williams	45	40	5	3	0.0	0	2	0	0
J. Tartt	41	31	10	4	0.0	1	2	0	0
A. Witherspoon	37	30	7	0	0.0	0	4	0	0
R. Sherman	37	30	7	3	1.0	0	4	0	1
D. Reed Jr.	37	28	9	3	1.0	0	0	1	0
A. Exum Jr.	37	32	5	2	1.0	1	7	1	0
C. Marsh	37	26	11	7	5.5	0	0	0	1
R. Blair III	36	24	12	10	5.5	0	0	0	0
M. Smith	35	22	13	3	0.0	0	1	0	0
S. Thomas	31	24	7	3	1.0	0	0	0	0
M. Harris	31	22	9	4	0.0	0	0	0	0
R. Foster	29	25	4	3	0.0	0	1	0	0
E. Mitchell	28	17	11	2	0.0	0	0	0	0
J. Ward	23	18	5	0	0.0	0	0	0	0
A. Colbert	20	14	6	0	0.0	0	1	0	0
T. Moore	19	16	3	0	0.0	0	2	1	0
M. Nzeocha	17	12	5	1	1.0	0	1	1	0
D. Jones	17	11	6	1	0.0	0	0	0	0
S. Day	11	9	2	2	2.0	0	2	0	0
G. Mabin	11	9	2	0	0.0	0	1	1	1
J. Taylor	7	4	3	0	0.0	0	0	0	0
B. Coyle	6	4	2	0	0.0	0	0	0	0
D. Watson	6	4	2	1	2.0	0	0	1	0
T. Powell	5	5	0	0	0.0	0	0	1	0
P. Taumoepeanu	1	1	0	0	0.0	0	0	0	0
Team Sacks	0	0	0	0	1.0	0	0	0	0
TOTALS	904	670	234	81	37.0	2	39	9	5

SACKS (37.0)

D. Buckner (12.0) – 2.5 at Min., 1.0 vs. Det., 1.0 at GB, 1.0 vs. Oak., 0.5 vs. NYG, 1.0 at TB, 2.0 at Sea., 2.0 vs. Sea., 1.0 vs. Chi.
R. Blair III (5.5) – 0.5 at Min., 1.0 at GB, 1.0 at Arz., 1.0 vs. Oak., 1.0 at Sea., 1.0 vs. Den.
C. Marsh (5.5) – 1.0 vs. Arz., 2.5 vs. Oak., 2.0 vs. Chi.
A. Armstead (3.0) – 1.0 at KC, 1.0 vs. LAR, 1.0 at Arz.

S. Day (2.0) – 1.0 at LAC, 1.0 at GB
D. Watson (2.0) – 1.5 vs. Oak., 0.5 vs. NYG
A. Exum Jr. (1.0) – 1.0 at KC
E. Lee (1.0) – 1.0 vs. Det.
M. Nzeocha (1.0) – 1.0 vs. Sea.
D. Reed Jr. (1.0) – 1.0 vs. Den.
R. Sherman (1.0) – 1.0 at Arz.
S. Thomas (1.0) – 1.0 vs. Oak.
Team Sacks (1.0) – 1.0 vs. Oak.

INTERCEPTIONS (2)

A. Exum Jr. (1) – 1–32t at LAC

J. Tartt (1) – 1–23 at Arz.

SINGLE-GAME BESTS

Tackles: 14 by Fred Warner at LAR
Tackles For Loss: 4.0 by DeForest Buckner vs. Sea.
Sacks: 2.5, two times, last by Cassius Marsh vs. Oak.
Interceptions: 1, two times, last by Jaquiski Tartt at Arz.
Passes Defensed: 3 by Antone Exum Jr. at LAC
Forced Fumbles: 1, nine times, last by Tarvarius Moore vs. Chi.
Fumble Recoveries: 1, four times, last by DeForest Buckner & Greg Mabin vs. Chi.
Special Teams Tackles: 4 by Raheem Mostert vs. Det.

SPECIAL TEAMS

PLAYER	Tot	Solo	Ast	FF	FR
R. Mostert	7	6	1	0	0
M. Nzeocha	7	6	1	0	0
G. Mabin	6	4	2	0	0
T. Moore	5	4	1	0	0
G. Celek	5	5	0	0	0
M. Harris	5	2	3	0	0
A. Exum Jr.	3	3	0	0	0
D. Reed Jr.	3	3	0	0	0
E. Lee	2	2	0	0	1
M. Dayes	2	2	0	0	0
P. Taumoepeanu	2	2	0	0	0
R. Dwelley	2	1	1	0	0
J. Onwualu	2	2	0	1	0
F. Warner	2	2	0	0	0
C. Marsh	1	1	0	0	0
K. Juszczyk	1	0	1	0	0
T. Garvin	1	0	1	0	0
C. Wick	1	1	0	0	0
B. Pinion	1	1	0	0	0
T. Powell	1	1	0	0	0
A. Colbert	1	1	0	0	0
J. Ward	1	1	0	1	0
E. Moseley	1	1	0	0	0
J. Tartt	1	1	0	0	0
R. James Jr.	1	1	0	0	1
J. Wilson Jr.	1	1	0	0	0
G. Igwebuike	1	1	0	0	0
T. Taylor	0	0	0	0	1
A. Witherspoon	0	0	0	0	1
TOTALS	66	55	11	2	4

TOUCHDOWNS (1)

R. James Jr. (1) – 97-yd. KOR vs. Sea.



2018 SAN FRANCISCO 49ERS PARTICIPATION CHART

PLAYER	at MIN 9-9	DET 9-16	at KC 9-23	at LAC 9-30	ARZ 10-7	at GB 10-15	LAR 10-21	at ARZ 10-28	OAK 11-1	NYG 11-12	at TB 11-25	at SEA 12-2	DEN 12-9	SEA 12-16	CHI 12-23	at LAR 12-30	GP	GS	DNP	IA
Adams, Tyrell	NR	NR	NR	NR	NR	NR	NR	NR	NR	NR	NR	PS	PS	PS	PS	NR	0	0	0	0
Armstead, Arik	RDE	RDE	RDE	RDE	RDE	RDE	RDE	RDE	RDE	RDE	RDE	RDE	RDE	RDE	RDE	RDE	16	16	0	0
Beathard, C.J.	DNP	DNP	P	QB	QB	QB	QB	QB	DNP	DNP	DNP	DNP	DNP	DNP	DNP	DNP	6	5	10	0
Blair III, Ronald	P	P	P	P	P	P	P	P	P	P	P	P	P	P	P	P	16	0	0	0
Bolden Jr., Victor	SUS	SUS	SUS	SUS	P	P	P	P	PS	PS	PS	PS	PS	PS	NR	NR	4	0	0	0
Bourne, Kendrick	P	P	P	P	P	P	P	WR	P	WR	WR	WR	WR	WR	WR	WR	16	8	0	0
Breida, Matt*	P	RB	RB	RB	RB	RB	RB	RB	RB	RB	RB	RB	RB	RB	RB	IR	14	13	0	1
Buckner, DeForest	RDT	RDT	RDT	RDT	RDT	RDT	RDT	RDT	RDT	RDT	RDT	RDT	RDT	RDT	RDT	RDT	16	16	0	0
Burbridge, Aaron	IR	NR	NR	NR	NR	NR	NR	PS	NR	NR	NR	NR	NR	NR	NR	NR	0	0	0	0
Celek, Garrett	P	P	P	P	P	P	P	P	P	P	P	TE	P	P	P	IA	15	1	0	1
Colbert, Adrian*	FS	FS	FS	P	FS	FS	FS	IR	IR	IR	IR	IR	IR	IR	IR	IR	7	6	0	0
Coleman, Shon	IA	IA	IA	IA	IA	IA	IA	IA	IA	IA	IA	IA	IA	IA	IA	IA	0	0	0	16
Coyle, Brock*	WILL	IR	IR	IR	IR	IR	IR	IR	IR	IR	IR	IR	IR	IR	IR	IR	1	1	0	0
Day, Sheldon	P	P	P	P	P	P	P	P	P	P	P	P	IA	IA	IA	IA	12	0	0	4
Dayes, Matthew	NR	NR	NR	NR	NR	PS	PS	PS	PS	PS	P	P	P	P	P	P	7	0	0	0
Delaire, Ryan	NR	NR	NR	PS	P	NR	PS	PS	PS	PS	PS	PS	PS	PS	PS	P	2	0	0	0
DiLauro, Christian	NR	NR	NR	PS	PS	PS	PS	PS	PS	PS	PS	PS	PS	PS	PS	PS	0	0	0	0
Dunbar Jr., Steven	PS	PS	PS	PS	PS	PS	PS	PS	PS	PS	PS	PS	PS	PS	PS	P	1	0	0	0
Dwelle, Ross	PS	PS	PS	PS	PS	P	P	P	P	P	P	P	P	P	P	P	11	0	0	0
Exum Jr., Antone	P	P	SS	SS	P	P	P	P	IA	SS	P	P	FS	FS	FS	FS	15	7	0	1
Flynn, JP*	IR	IR	IR	IR	IR	IR	IR	IR	IR	IR	IR	IR	IR	IR	IR	IR	0	0	0	0
Foster, Reuben	SUS	SUS	WILL	WILL	WILL	WILL	WILL	WILL	IA	IA	IA	NR	NR	NR	NR	NR	6	6	0	3
Garçon, Pierre*	WR	WR	WR	WR	WR	WR	WR	IA	WR	IA	IA	IA	IA	IR	IR	IR	8	8	0	5
Garnett, Joshua	P	IA	IA	IA	IA	IA	IA	P	P	P	IA	IA	P	DNP	P	P	7	0	1	8
Garoppolo, Jimmy*	QB	QB	QB	IR	IR	IR	IR	IR	IR	IR	IR	IR	IR	IR	IR	IR	3	3	0	0
Garvin, Terence	NR	P	NR	NR	NR	NR	NR	NR	NR	NR	NR	NR	NR	NR	NR	NR	1	0	0	0
Gilliam, Garry	P	P	P	P	P	P	P	P	P	P	P	P	P	P	P	P	16	0	0	0
Golditch, Zack	PS	PS	PS	PS	PS	PS	NR	NR	NR	NR	NR	NR	NR	NR	NR	NR	0	0	0	0
Goodwin, Marquise	WR	IA	WR	WR	IA	WR	WR	WR	WR	WR	IA	IA	P	P	P	IA	11	8	0	5
Gould, Robbie	P	P	P	P	P	P	P	P	P	P	P	P	P	P	P	P	16	0	0	0
Hall, Daeshon	PS	PS	PS	NR	NR	NR	NR	NR	NR	NR	NR	NR	NR	NR	NR	NR	0	0	0	0
Harris, Marcell	IR	IR	IR	IR	IR	IR	IR	IR	P	P	P	SS	SS	SS	SS	SS	8	5	0	0
Holba, Colin	NR	NR	NR	NR	NR	NR	NR	NR	NR	NR	NR	NR	P	P	P	P	4	0	0	0
Igwebuike, Godwin	NR	NR	NR	NR	NR	NR	NR	NR	NR	NR	NR	P	P	P	P	P	5	0	0	0
James Jr., Richie	IA	P	IA	IA	WR	P	P	P	P	P	P	P	P	P	P	WR	13	2	0	3
Jones, D.J.	P	P	P	P	IA	IA	IA	IA	P	P	IA	IA	LDT	LDT	LDT	LDT	10	4	0	6
Juszczyk, Kyle	FB	FB	FB	FB	FB	FB	FB	FB	FB	P	FB	P	FB	FB	FB	FB	16	14	0	0
Kittle, George	TE	TE	TE	TE	TE	TE	TE	TE	TE	TE	TE	TE	TE	TE	TE	TE	16	16	0	0
Lee, Elijah	P	WILL	P	P	P	P	P	P	P	P	P	P	WILL	WILL	WILL	WILL	16	5	0	0
Lucas, Marcus	NR	NR	NR	NR	NR	NR	NR	NR	NR	NR	NR	NR	NR	PS	PS	PS	0	0	0	0
Mabin, Greg	P	P	IA	P	P	P	RCB	IA	PS	P	P	P	P	P	P	P	13	1	0	2
Magnuson, Erik	IA	IA	P	P	P	DNP	C	IA	IA	DNP	DNP	IA	IA	IA	IA	IA	4	1	4	8
Marsh, Cassius	P	P	P	P	P	P	LDE	P	LDE	P	P	P	P	P	P	LDE	16	3	0	0
McCaffrey, Max	NR	NR	NR	NR	NR	NR	NR	NR	NR	NR	NR	PS	PS	PS	PS	P	1	0	0	0
McCoil, Dexter	NR	NR	NR	PS	PS	NR	NR	NR	NR	NR	NR	NR	NR	NR	NR	NR	0	0	0	0
McFadden, Tarvarus	NR	NR	NR	PS	PS	NR	NR	NR	NR	PS	PS	PS	PS	PS	PS	PS	0	0	0	0
McGlinchey, Mike	RT	RT	RT	RT	RT	RT	RT	RT	RT	RT	RT	RT	RT	RT	RT	RT	16	16	0	0
McKinnon, Jerick*	IR	IR	IR	IR	IR	IR	IR	IR	IR	IR	IR	IR	IR	IR	IR	IR	0	0	0	0
Mitchell, Earl	LDT	LDT	LDT	LDT	LDT	LDT	LDT	LDT	LDT	LDT	LDT	LDT	P	P	IA	IA	14	12	0	2
Moore, Tarvarius	P	P	P	P	P	P	P	P	P	P	P	P	P	P	RCB	RCB	16	2	0	0
Morris, Alfred	RB	P	P	P	P	P	P	P	P	P	IA	IA	P	IA	IA	P	12	1	0	4
Moseley, Emmanuel*	PS	PS	PS	PS	PS	PS	PS	PS	P	IR	IR	IR	IR	IR	IR	IR	1	0	0	0
Mostert, Raheem*	P	P	P	P	P	P	P	P	P	IR	IR	IR	IR	IR	IR	IR	9	0	0	0
Mullens, Nick	PS	PS	PS	DNP	DNP	DNP	DNP	DNP	QB	QB	QB	QB	QB	QB	QB	QB	8	8	5	0
Nelson, Kyle#	P	P	P	P	P	P	P	P	P	P	P	P	SUS	SUS	SUS	SUS	12	0	0	0
Nzeocha, Mark	P	SAM	P	P	P	P	P	P	P	P	P	P	SAM	SAM	SAM	P	16	3	0	0
Onwualu, James	NR	NR	NR	NR	NR	NR	NR	NR	NR	NR	PS	P	P	P	P	P	5	0	0	0
Person, Mike	RG	RG	RG	RG	RG	RG	RG	RG	RG	RG	RG	RG	RG	RG	RG	RG	16	16	0	0
Pettis, Dante*	P	WR	P	P	IA	IA	IA	P	P	WR	WR	WR	WR	WR	WR	WR	12	7	0	3
Pinion, Bradley	P	P	P	P	P	P	P	P	P	P	P	P	P	P	P	P	16	0	0	0
Powell, Tyvis	PS	PS	P	P	NR	PS	P	P	SS	NR	NR	NR	NR	NR	P	P	7	1	0	0
Reed Jr., D.J.	P	P	P	FS	P	P	P	P	P	P	P	IA	P	NB	P	P	15	2	0	1
Richburg, Weston	C	C	C	C	C	C	C	IA	C	C	C	C	C	C	C	C	15	15	0	1
Robinson, Tyree	NR	NR	NR	NR	NR	NR	NR	NR	NR	NR	NR	NR	NR	IA	IA	IA	0	0	0	3
Savage, Tom	NR	NR	NR	NR	NR	NR	NR	IA	NR	IA	NR	NR	NR	NR	NR	NR	0	0	0	2
Sherman, Richard	LCB	LCB	LCB	IA	LCB	LCB	IA	LCB	LCB	LCB	LCB	LCB	LCB	LCB	LCB	LCB	14	14	0	2
Smallwood, Jordan	NR	NR	NR	NR	NR	NR	NR	NR	NR	NR	NR	NR	NR	NR	PS	PS	0	0	0	0
Smith, Malcolm	IA	IA	P	P	SAM	P	P	P	WILL	SAM	WILL	WILL	DNP	P	DNP	P	12	5	2	2
Staley, Joe	LT	LT	LT	LT	LT	LT	LT	LT	LT	LT	LT	LT	LT	LT	LT	LT	16	16	0	0
Stephens, Frank	NR	PS	PS	PS	PS	NR	NR	NR	NR	NR	NR	NR	NR	NR	NR	NR	0	0	0	0
Street, Kentavious&	NFI	NFI	NFI	NFI	NFI	NFI	NFI	NFI	NFI	NFI	NFI	NFI	NFI	NFI	NFI	NFI	0	0	0	0
Tartt, Jaquiski*	SS	SS	IA	IA	SS	SS	SS	SS	IA	IA	SS	FS	IA	IA	IA	IR	8	8	0	7
Taumoepenu, Pita	PS	PS	PS	PS	PS	PS	PS	PS	PS	PS	PS	PS	P	P	P	P	4	0	0	0
Taylor, Jullian	IA	IA	IA	IA	IA	IA	IA	IA	IA	IA	P	P	P	P	P	P	6	0	0	10
Taylor, Trent	P	P	P	P	P	IA	P	P	IA	P	P	P	P	P	P	P	14	0	0	2
Thomas, Solomon	LDE	LDE	LDE	LDE	LDE	LDE	P	LDE	P	LDE	LDE	LDE	LDE	LDE	LDE	P	16	13	0	0
Tobin, Matt	IA	IA	NR	NR	NR	NR	NR	NR	NR	NR	NR	NR	NR	NR	NR	NR	0	0	0	2
Tomlinson, Laken	LG	LG	LG	LG	LG	LG	LG	LG	LG	LG	LG	LG	LG	LG	LG	LG	16	16	0	0
Toran, Najee	PS	DNP	IA	IA	NR	PS	PS	PS	PS	PS	PS	PS	PS	PS	PS	PS	0	0	1	2
Ward, Jimmie*	P	P	RCB	LCB	IA	RCB	IA	FS	FS	FS	FS	IR	IR	IR	IR	IR	9	7	0	2
Warner, Fred	MIKE	MIKE	MIKE	MIKE	MIKE	MIKE	MIKE	MIKE	MIKE	MIKE	MIKE	MIKE	MIKE	MIKE	MIKE	MIKE	16	16	0	0
Watson, Dekoda*	IR	IR	IR	IR	IR	IR	IR	IR	P	P	P	P	IR	IR	IR	IR	4	0	0	0
Wick, Cole	P	P	P	P	P	IA	PS	PS	PS	PS	PS	PS	PS	NR	NR	NR	5	0	0	1
Williams, K'Waun	NB	P	NB	NB	P	NB	NB	NB	NB	NB	NB	NB	IA	IA	P	NB	14	11	0	2
Williams Jr., Terrell	NR	NR	NR	NR	NR	NR	NR	NR	NR	NR	NR	NR	PS	PS	PS	PS	0	0	0	0
Wilson Jr., Jeff	PS	PS	PS	PS	PS	PS	PS	PS	PS	PS	P	P	RB	P	P	RB	6	2	0	0
Witherspoon, Ahkello*	RCB	RCB	P	RCB	RCB	P	LCB	LCB	RCB	RCB	RCB	RCB	RCB	RCB	IR	IR	14	12	0	0

Position = Starter, P = Played, DNP = Did Not Play, IA = Inactive, IR = Injured Reserve, PUP = Physically Unable to Perform, PS = Practice Squad, PS-INJ = Practice Squad Injured, NFI = Non-Football Injury, SUS = Suspended, EXP = Roster Exemption, BYE = Week 11, NR = Not on Roster.



2018 SAN FRANCISCO 49ERS GAME-BY-GAME STARTERS

OFFENSE

Opp	WR	LT	LG	C	RG	RT	TE	WR	FB	RB	QB	Other
at MIN	Garçon	Staley	Tomlinson	Richburg	Person	McGlinchey	Kittle	Goodwin	Juszczyk	Morris	Garoppolo	
DET	Garçon	Staley	Tomlinson	Richburg	Person	McGlinchey	Kittle	Pettis	Juszczyk	Breida	Garoppolo	
at KC	Garçon	Staley	Tomlinson	Richburg	Person	McGlinchey	Kittle	Goodwin	Juszczyk	Breida	Garoppolo	
at LAC	Garçon	Staley	Tomlinson	Richburg	Person	McGlinchey	Kittle	Goodwin	Juszczyk	Breida	Beathard	
ARZ	Garçon	Staley	Tomlinson	Richburg	Person	McGlinchey	Kittle	R. James Jr.	Juszczyk	Breida	Beathard	
at GB	Garçon	Staley	Tomlinson	Richburg	Person	McGlinchey	Kittle	Goodwin	Juszczyk	Breida	Beathard	
LAR	Garçon	Staley	Tomlinson	Richburg	Person	McGlinchey	Kittle	Goodwin	Juszczyk	Breida	Beathard	
at ARZ	Bourne	Staley	Tomlinson	Magnuson	Person	McGlinchey	Kittle	Goodwin	Juszczyk	Breida	Beathard	
OAK	Garçon	Staley	Tomlinson	Richburg	Person	McGlinchey	Kittle	Goodwin	Juszczyk	Breida	Mullens	
NYG	Bourne	Staley	Tomlinson	Richburg	Person	McGlinchey	Kittle	Goodwin		Breida	Mullens	Pettis (WR)
at TB	Bourne	Staley	Tomlinson	Richburg	Person	McGlinchey	Kittle	Pettis	Juszczyk	Breida	Mullens	
at SEA	Bourne	Staley	Tomlinson	Richburg	Person	McGlinchey	Kittle	Pettis		Breida	Mullens	Celek (TE)
DEN	Pettis	Staley	Tomlinson	Richburg	Person	McGlinchey	Kittle	Bourne	Juszczyk	Wilson Jr.	Mullens	
SEA	Pettis	Staley	Tomlinson	Richburg	Person	McGlinchey	Kittle	Bourne	Juszczyk	Breida	Mullens	
CHI	Pettis	Staley	Tomlinson	Richburg	Person	McGlinchey	Kittle	Bourne	Juszczyk	Breida	Mullens	
at LAR	Bourne	Staley	Tomlinson	Richburg	Person	McGlinchey	Kittle	R. James Jr.	Juszczyk	Wilson Jr.	Mullens	

DEFENSE

Opp	LDE	LDT	RDT	RDE	SAM	MIKE	WILL	LCB	RCB	SS	FS	Other
at MIN	Thomas	Mitchell	Buckner	Armstead		Warner	Coyle	Sherman	Witherspoon	Tartt	Colbert	K. Williams (NB)
DET	Thomas	Mitchell	Buckner	Armstead	Nzeocha	Warner	E. Lee	Sherman	Witherspoon	Tartt	Colbert	
at KC	Thomas	Mitchell	Buckner	Armstead		Warner	Foster	Sherman	Ward	Exum Jr.	Colbert	K. Williams (NB)
at LAC	Thomas	Mitchell	Buckner	Armstead		Warner	Foster	Ward	Witherspoon	Exum Jr.	Reed Jr.	K. Williams (NB)
ARZ	Thomas	Mitchell	Buckner	Armstead	M. Smith	Warner	Foster	Sherman	Witherspoon	Tartt	Colbert	
at GB	Thomas	Mitchell	Buckner	Armstead		Warner	Foster	Sherman	Ward	Tartt	Colbert	K. Williams (NB)
LAR	Marsh	Mitchell	Buckner	Armstead		Warner	Foster	Witherspoon	Mabin	Tartt	Colbert	K. Williams (NB)
at ARZ	Thomas	Mitchell	Buckner	Armstead		Warner	Foster	Sherman	Witherspoon	Tartt	Ward	K. Williams (NB)
OAK	Marsh	Mitchell	Buckner	Armstead		Warner	M. Smith	Sherman	Witherspoon	Powell	Ward	K. Williams (NB)
NYG	Thomas	Mitchell	Buckner	Armstead		Warner	M. Smith	Sherman	Witherspoon	Exum Jr.	Ward	K. Williams (NB)
at TB	Thomas	Mitchell	Buckner	Armstead		Warner	M. Smith	Sherman	Witherspoon	Tartt	Ward	K. Williams (NB)
at SEA	Thomas	Mitchell	Buckner	Armstead		Warner	M. Smith	Sherman	Witherspoon	Harris	Tartt	K. Williams (NB)
DEN	Thomas	D. Jones	Buckner	Armstead	Nzeocha	Warner	Lee	Sherman	Witherspoon	Harris	Exum Jr.	
SEA	Thomas	D. Jones	Buckner	Armstead		Warner	Lee	Sherman	Witherspoon	Harris	Exum Jr.	Reed Jr. (NB)
CHI	Thomas	D. Jones	Buckner	Armstead	Nzeocha	Warner	Lee	Sherman	Moore	Harris	Exum Jr.	
at LAR	Marsh	D. Jones	Buckner	Armstead		Warner	Lee	Sherman	Moore	Harris	Exum Jr.	K. Williams (NB)

INACTIVES

Opp	
at MIN	R. James Jr./M. Smith/Magnuson/Tobin/J. Taylor/Coleman
DET	M. Goodwin/M. Smith/Magnuson/Tobin/Garnett/J. Taylor/Coleman
at KC	R. James Jr./Mabin/Tartt/Garnett/Toran/J. Taylor/Coleman
at LAC	R. James Jr./Sherman/Tartt/Garnett/Toran/J. Taylor/Coleman
ARZ	Goodwin/Pettis/Ward/Garnett/J. Taylor/Coleman/D. Jones
at GB	Pettis/Garnett/J. Taylor/Coleman/T. Taylor/Wick/D. Jones
LAR	Pettis/Ward/Sherman/Garnett/J. Taylor/Coleman/D. Jones
at ARZ	Savage/Garçon/Mabin/Richburg/J. Taylor/Coleman/D. Jones
OAK	Tartt/Exum Jr./Foster/Magnuson/J. Taylor/Coleman/T. Taylor
NYG	Savage/Garçon/Tartt/Foster/Magnuson/J. Taylor/Coleman
at TB	Goodwin/Garçon/Morris/Foster/Garnett/Coleman/D. Jones
at SEA	Goodwin/Garçon/Reed Jr./Morris/Garnett/Coleman/D. Jones
DEN	Garçon/Breida/K. Williams/Tartt/Magnuson/Coleman/Day
SEA	K. Williams/Tartt/Morris/Robinson/Magnuson/Coleman/Day
CHI	Tartt/Morris/Robinson/Magnuson/Coleman/Mitchell/Day
at LAR	Goodwin/Robinson/Magnuson/Coleman/Celek/Mitchell/Day



2018 SAN FRANCISCO 49ERS TRANSACTIONS

1-2	Signed the following to Reserve/Future contracts: WR DeAndre Carter, FB Malcolm Johnson, OL Andrew Lauderdale, LB Boseko Lokombo, QB Nick Mullens, T Pace Murphy, DB Trovon Reed, CB Channing Stribling and TE Cole Wick.	5-7	Released G Zane Beadles. Signed 2018 4th round draft pick DL Kentavious Street to a four-year deal.
1-8	Named Ken Norton Jr. assistant head coach – defense/inside linebackers. In addition, Johnny Holland will become the team's run game specialist/outside linebackers coach and Michael Clay will become an assistant special teams coach.	5-9	Signed OL Mike Person to a one-year deal.
1-26	Re-signed LB Mark Nzeocha to a one-year deal.	5-11	Signed 2018 5th round draft pick CB D.J. Reed Jr. to a four-year deal.
2-7	Re-signed DL Cassius Marsh to a two-year deal.	5-14	Signed 2018 6th round draft pick S Marcell Harris to a four-year deal.
2-8	Signed QB Jimmy Garoppolo to a five-year contract extension through the 2022 season.	5-15	Claimed CB C.J. Goodwin off waivers from the New York Giants. Signed undrafted rookie free agent DL Blaine Woodson to a three-year deal.
2-14	Signed C Daniel Kilgore to a three-year contract extension through the 2020 season.		Waived WR DeAndre Carter.
2-27	Signed OL Garry Gilliam to a two-year contract extension through the 2019 season.	6-5	Waived DB Trovon Reed.
3-8	Signed WR Marquise Goodwin to a three-year extension through the 2021 season.	6-6	Signed DB Antone Exum Jr. to a one-year deal.
3-11	Signed CB Richard Sherman to a three-year deal.	6-13	Signed 2018 3rd round draft pick LB Fred Warner to a four-year deal.
3-12	RB Raheem Mostert signed his one-year exclusive rights tender and the team signed P Jeff Locke to a one-year deal.	6-22	Signed OL Laken Tomlinson to a three-year contract extension through the 2021 season.
3-15	Signed C/G Weston Richburg to a five-year deal, RB Jerick McKinnon to a four-year deal and LB Brock Coyle to a three-year deal. Traded C Daniel Kilgore to the Miami Dolphins for undisclosed compensation.	7-23	Signed 2018 1st round draft pick T Mike McGlinchey to a four-year deal.
3-16	Signed DL Jeremiah Attaochu to a one-year deal.	7-25	Signed 2018 2nd round draft pick WR Dante Pettis to a four-year deal. Signed OL JP Flynn to a two-year deal. Signed DL Will Sutton and DL Cedric Thornton to one-year deals. Waived DB Don Jones, OL Jamar McGloster and DL Blaine Woodson. Placed G Jonathan Cooper, WR Trent Taylor and LB Dekoda Watson on the Active/Physically Unable to Perform List. Placed S Marcell Harris, LB Malcolm Smith and DL Kentavious Street on the Active/Non-Football Injury List.
3-20	Signed G Jonathan Cooper to a one-year deal.	7-31	Activated G Jonathan Cooper, WR Trent Taylor and LB Dekoda Watson from the Active/Physically Unable to Perform List. Activated S Marcell Harris and LB Malcolm Smith from the Active/Non-Football Injury List.
4-4	Signed LB Korey Toomer to a one-year deal.		Signed TE Wes Saxton to a one-year deal and waived CB C.J. Goodwin.
4-26	Selected T Mike McGlinchey in the first round (9th overall) of the 2018 NFL Draft.	8-5	Signed G Chris Gonzalez to a one-year deal and waived S Corey Griffin.
4-27	Signed S Jaquiski Tartt to a two-year contract extension through the 2020 season. Traded T Trent Brown and 2018 5th round pick (143) to New England for their 2018 3rd round pick (95).	8-14	Signed RB Alfred Morris to a one-year deal and waived OL Alan Knott.
4-28	Selected WR Dante Pettis in the second round (44th overall), LB Fred Warner (70th overall) and DB Tarvarius Moore (95th overall) in the third round of the 2018 NFL Draft.	8-17	Signed DB Dexter McCoil to a one-year deal and placed S Terrell Williams Jr. on the Injured Reserve List.
4-29	Selected DL Kentavious Street in the fourth round (128th overall), CB D.J. Reed Jr. in the fifth round (142nd overall), S Marcell Harris in the sixth round (184th overall), DT Jullian Taylor (223rd overall) and WR Richie James Jr. (240th overall) in the seventh round of the 2018 NFL Draft.	8-20	Waived S Terrell Williams Jr. from the Injured Reserve List.
4-30	Waived the following five players: LB Jimmie Gilbert, LB Boseko Lokombo, DB Dexter McCoil, LB Donavin Newsom and CB Channing Stribling. Signed the following seven undrafted rookie free agents to three-year deals: WR Steven Dunbar, TE Ross Dwelley, QB Jack Heneghan, OL Alan Knott, OL Jamar McGloster, DL Niles Scott and S Terrell Williams. Exercised the fifth-year option on DL Arik Armstead for the 2019 season.	8-22	DL Cedric Thornton announced his retirement from the National Football League. Signed DT Chris Jones to a one-year deal.
5-1	Signed the following six undrafted rookie free agents to three-year deals: S Corey Griffin, CB Tarvarus McFadden, CB Emmanuel Moseley, OL Coleman Shelton, OL Najee Toran and RB Jeff Wilson Jr.	8-23	Traded LB Eli Harold to the Detroit Lions for an undisclosed draft choice.
5-5	Signed the following rookies to four-year deals: 2018 7th round draft pick WR Richie James Jr., 2018 3rd round draft pick DB Tarvarius Moore and 2018 7th round draft pick DT Jullian Taylor.	8-28	Signed RB Ja'Quan Gardner to a three-year deal and waived S Chancel James.
		8-29	Waived/Injured WR Max McCaffrey.
		8-31	Acquired T Shon Coleman from the Cleveland Browns in exchange for a 2019 seventh round draft pick. Released the following 12 players: OL JP Flynn, RB Ja'Quan Gardner, G Chris Gonzalez, QB Jack Heneghan, DL Chris Jones, P Jeff Locke, T Pace Murphy, WR Aldrick Robinson, TE Wes Saxton, DL Will Sutton, OL Darrell Williams and RB Joe Williams.
		9-1	Placed DL Kentavious Street on the Reserve/Non-Football Injury List. The NFL placed WR Victor Bolden Jr. and LB Reuben Foster on the Reserve/Suspended List. Released the following 21 players: DL Jeremiah Attaochu, WR Aaron Burbridge, G Jonathan Cooper, WR Steven Dunbar Jr., TE Ross Dwelley, DB Antone Exum Jr., TE Cole Hikutini, FB Malcolm Johnson, OL Andrew Lauderdale, DB Dexter McCoil, CB Tarvarus McFadden, RB Jeremy McNichols, CB Emmanuel Moseley, QB Nick Mullens, DB Tyvis Powell, DL Niles Scott, OL Coleman Shelton, LB Pita Taumoepeenu, LB Korey Toomer, OL Najee Toran and RB Jeff Wilson Jr.



2018 SAN FRANCISCO 49ERS TRANSACTIONS

9-2	Signed the following nine players to the team's practice squad: WR Steven Dunbar Jr., TE Ross Dwelley, CB Emmanuel Moseley, QB Nick Mullens, DB Tyvis Powell, DL Niles Scott, LB Pita Taumoepeenu, OL Najee Toran and RB Jeff Wilson Jr.	10-30	Waived WR Victor Bolden Jr. and DB Greg Mabin.
9-3	Signed DB Antone Exum Jr. and OL Matt Tobin to one-year deals. Placed S Marcell Harris and RB Jerick McKinnon on the Injured Reserve List.	11-1	Activated S Marcell Harris and LB Dekoda Watson to the active roster from the Injured Reserve/Designated for Return List. Promoted CB Emmanuel Moseley to the active roster from the team's practice squad and waived QB Tom Savage.
	Signed OL Zack Golditch to the team's practice squad.		Signed WR Victor Bolden Jr. and DB Greg Mabin to the team's practice squad and released WR Aaron Burbridge.
9-6	Signed DL Daeshon Hall to the team's practice squad and released DL Niles Scott.	11-2	Signed QB Tom Savage to a one-year deal and placed CB Emmanuel Moseley and RB Raheem Mostert on the Injured Reserve List.
9-7	Waived FB Malcolm Johnson from the Injured Reserve List.	11-8	Promoted DB Greg Mabin to the active roster from the team's practice squad and signed CB Tarvarus McFadden to the practice squad.
9-8	Placed LB Dekoda Watson on the Injured Reserve List.	11-12	Waived DB Tyvis Powell and promoted RB Matthew Dayes to the active roster from the team's practice squad.
9-12	Signed LB Terence Garvin to a one-year deal and promoted OL Najee Toran to the active roster from the team's practice squad. Placed LB Brock Coyle on the Injured Reserve List. Signed WR Frank Stephens to the team's practice squad. Waived/Injured WR Aaron Burbridge.	11-19	Signed LB James Onwualu to the team's practice squad.
9-17	LB Reuben Foster was activated from the Reserve/Suspended List.	11-24	Promoted RB Jeff Wilson Jr. to the active roster from the team's practice squad and waived QB Tom Savage.
9-19	Released OL Matt Tobin.	11-26	Waived LB Reuben Foster.
9-22	Promoted DB Tyvis Powell to the active roster from the team's practice squad and released LB Terence Garvin.	11-27	Placed DB Jimmie Ward on the Injured Reserve List, claimed DB Godwin Igwebuike off waivers from the Tampa Bay Buccaneers and promoted LB James Onwualu to the active roster from the team's practice squad. The team also signed LB Tyrell Adams and WR Max McCaffrey to the practice squad.
9-26	Placed QB Jimmy Garoppolo on the Injured Reserve List and promoted QB Nick Mullens to the active roster from the team's practice squad. Signed DL Ryan Delaire, OL Christian DiLauro and DB Dexter McCoil to the team's practice squad.	12-4	The NFL placed LS Kyle Nelson on the Reserve/Suspended List.
10-1	WR Victor Bolden Jr. was activated from the Reserve/Suspended List.	12-5	Placed LB Dekoda Watson on the Injured Reserve List, signed LS Colin Holba to a two-year deal and promoted LB Pita Taumoepeenu to the active roster from the team's practice squad.
10-6	Promoted DL Ryan Delaire to the active roster from the practice squad. Waived DB Tyvis Powell and OL Najee Toran.		Signed S Terrell Williams Jr. to the practice squad.
10-9	Released DB Dexter McCoil and WR Frank Stephens from the team's practice squad and signed RB Matthew Dayes, OL Najee Toran and DB Tyvis Powell to the practice squad.	12-11	Placed WR Pierre Garçon on the Injured Reserve List and signed S Tyree Robinson from the Dallas Cowboys practice squad to a two-year deal.
10-15	Promoted TE Ross Dwelley to the active roster from the team's practice squad and waived DL Ryan Delaire.		Signed TE Marcus Lucas to the team's practice squad.
10-16	Signed QB Tom Savage to a one-year deal and waived TE Cole Wick. Also released OL Zack Golditch from the team's practice squad.	12-18	Placed CB Ahkello Witherspoon on the Injured Reserve List and signed DB Tyvis Powell to a one-year deal.
10-17	Signed DL Ryan Delaire and TE Cole Wick to the team's practice squad.	12-19	Signed WR Jordan Smallwood to the team's practice squad.
10-20	Promoted DB Tyvis Powell to the active roster from the team's practice squad and waived QB Tom Savage.	12-24	Placed S Jaquiski Tartt on the Injured Reserve List.
10-22	Placed DB Adrian Colbert on the Injured Reserve List and signed QB Tom Savage to a one-year deal.	12-26	Promoted WR Steven Dunbar Jr. to the active roster from the team's practice squad.
10-23	Signed WR Aaron Burbridge to the team's practice squad.	12-29	Promoted DL Ryan Delaire and WR Max McCaffrey to the active roster from the team's practice squad. Placed RB Matt Breida and WR Dante Pettis on the Injured Reserve List.



2019 SAN FRANCISCO 49ERS TRANSACTIONS

- 1-2 Signed OL Christian DiLauro, TE Marcus Lucas, CB Tarvarus McFadden, WR Jordan Smallwood, OL Najee Toran and S Terrell Williams Jr. to Reserve/Future contracts.
- 1-4 Signed DL Kapron Lewis-Moore to a Reserve/Future contract.
- 1-15 Named Kris Kocurek defensive line coach.
- 1-17 Named Joe Woods defensive backs coach/passing game coordinator.
- 2-13 Released OL Garry Gilliam.
- 2-26 Placed franchise tag on K Robbie Gould.
- 2-27 Announced staff updates: Daniel Bullocks (safeties); Shane Day (quarterbacks); Wes Welker (wide receivers); Zach Yenser (assistant offensive line); Bobby Slowik (offensive assistant); Miles Austin (offensive quality control); Brian Fleury (defensive quality control); Ben Peterson (head of player health & performance); Dustin Perry (head strength & conditioning); Shea Thompson (director of performance monitoring/assistant strength & conditioning); Aaron Hill (assistant strength & conditioning); Mike Nicolini (assistant strength & conditioning).
- 3-4 Signed OL Mike Person to a three-year contract extension through the 2021 season.
- 3-7 Tendered one-year contracts to restricted free agent RB Raheem Mostert and exclusive rights free agents LB Elijah Lee and DB Greg Mabin. Exercised the 2019 contract options for FB Kyle Juszczyk, DL Cassius Marsh, LB Dekoda Watson and CB K'Waun Williams, and declined the contract option for WR Pierre Garçon.
- 3-8 Signed K Jonathan Brown to a two-year deal.
- 3-13 Acquired DL Dee Ford from the Kansas City Chiefs in exchange for an undisclosed draft choice.
Signed LB Kwon Alexander and LS Kyle Nelson to four-year deals and declined the 2019 contract option for DL Earl Mitchell.
- 3-14 Signed RB Tevin Coleman and LB David Mayo to two-year deals and WR Jordan Matthews and CB Jason Verrett to one-year deals.
LB Elijah Lee signed his one-year exclusive rights tender.
Released LB Brock Coyle.
- 3-15 Re-signed LB Mark Nzeocha to a three-year deal, DB Antone Exum Jr. and DB Jimmie Ward to one-year deals and released DL Cassius Marsh.
- 3-19 Re-signed restricted free agent RB Raheem Mostert to a three-year deal and signed P Justin Vogel to a one-year deal.
- 4-5 Signed DL Damontre Moore to a one-year deal.
- 4-12 Signed OL Daniel Brunskill to a one-year deal.
- 4-15 DL Cedric Thornton was reinstated by the National Football League from the Reserve/Retired List, and subsequently added to the team's 90-man roster.
DB Greg Mabin signed his one-year exclusive rights tender.
- 4-23 Signed OL Ben Garland to a one-year deal.
- 4-24 Exercised the fifth-year contract option on Pro Bowl DL DeForest Buckner for the 2020 season.
- 4-25 Selected DL Nick Bosa in the first round (2nd overall) of the 2019 NFL Draft.
- 4-26 Selected WR Deebo Samuel in the second round (36th overall) and WR Jalen Hurd (67th overall) in the third round of the 2019 NFL Draft.
- 4-27 Traded LB Dekoda Watson and the fourth of the 49ers four 2019 sixth-round (212th overall) draft choices to the Denver Broncos in exchange for the Broncos 2019 fifth-round (148th overall) draft choice.
Traded the 49ers 2019 fourth-round (104th overall) draft choice to the Cincinnati Bengals in exchange for the Bengals 2019 fourth round pick (110th overall) and two sixth-round picks (183rd overall and 198th overall).
Selected P Mitch Wishnowsky in the fourth round (110th overall), LB Dre Greenlaw in the fifth round (148th overall), TE Kaden Smith (176th overall), OL Justin Skule (183rd overall) and CB Tim Harris (198th overall) in the sixth round of the 2019 NFL Draft.
- 4-29 Waived the following seven players: WR Steven Dunbar Jr., DB Godwin Igwebuike, CB Tarvarus McFadden, LB James Onwualu, WR Jordan Smallwood, P Justin Vogel and S Terrell Williams Jr.
- 5-3 Signed the following 11 undrafted rookie free agents to three-year deals: LB Azeez Al-Shaair, S Demetrius Flannigan-Fowles, DL Jamell Garcia-Williams, DL Kevin Givens, S Cameron Glenn, WR Malik Henry, TE Tyree Mayfield, WR Shawn Poindexter, G Ross Reynolds and QB Wilton Speight.
- 5-6 Signed LB LaRoy Reynolds to a one-year deal and RB Austin Walter to a three-year deal. Claimed OL Willie Beavers off waivers from the Chicago Bears.
Waived RB Matthew Dayes and DL Ryan Delaire.
- 5-7 Signed OL Wesley Johnson to a one-year deal and waived TE Marcus Lucas.
- 5-15 Signed TE Levine Toilolo to a one-year deal and waived S Cameron Glenn.
- 5-16 Signed DB Alex Brown to a three-year deal and waived DL Damontre Moore.
- 5-28 Signed CB Dontae Johnson to a one-year deal and waived LB Pita Taumoepeenu.
Released OL Anthony Davis.
- 6-5 Signed T Joe Staley to a two-year contract extension through the 2021 season.
- 7-15 Signed K Robbie Gould to a four-year contract through the 2022 season.
- 7-23 Waived K Jonathan Brown.
- 7-24 Signed DL Damontre Moore to a one-year deal.
- 7-25 Waived DB Alex Brown.
Waived/Injured OL Erik Magnuson.
Signed 2019 Draft Picks DL Nick Bosa and WR Deebo Samuel to four-year deals.
- 7-26 Signed OL Dillon Day and TE Niles Paul to one-year deals.
Released DL Cedric Thornton.
Placed TE Garrett Celek, RB Jerick McKinnon, C/G Weston Richburg and DB Jimmie Ward on the Active/Physically Unable to Perform List.
- 7-27 Signed DL Jordan Thompson to a one-year deal.
- 7-30 Activated DB Jimmie Ward from the Active/Physically Unable to Perform List.
- 8-2 Claimed TE Daniel Helm off waivers from the Los Angeles Chargers and released TE Niles Paul.
- 8-3 Signed DL Jay Bromley and WR Chris Thompson to one-year deals.
Placed DL Kapron Lewis-Moore on the Injured Reserve List and waived WR Max McCaffrey.
- 8-6 Activated RB Jerick McKinnon from the Active/Physically Unable to Perform List.
- 8-8 Signed DL Jeremiah Valoaga to a one-year deal.
Waived WR Chris Thompson.
- 8-10 Signed RB Brandon Wilds to a one-year deal.
Waived S Tyree Robinson.
- 8-12 Signed T Sam Young to a one-year deal.
Placed T Shon Coleman on the Injured Reserve List.
- 8-16 Signed CB Quinten Rollins to a one-year deal.
Waived/Injured CB Greg Mabin.
- 8-21 Signed OL Andrew Lauderdale, S Tyree Robinson and WR Chris Thompson to one-year deals.
Waived OL Christian DiLauro and RB Brandon Wilds, and waived/injured WR Shawn Poindexter.
- 8-26 Signed DB Jordan Holland to a three-year deal.
Placed CB Tim Harris Jr. on the Injured Reserve List.
Activated C/G Weston Richburg from the Active/Physically Unable to Perform List.
- 8-27 Signed CB Chris Campbell, RB Brandon Wilds and WR Nick Williams to one-year deals.
Waived OL Willie Beavers and OL Dillon Day.
Released LB Malcolm Smith.



2019 SAN FRANCISCO 49ERS TRANSACTIONS

8–30	Released the following nine players: DL Jay Bromley, CB Chris Campbell, DB Jordan Holland, CB Dontae Johnson, OL Wesley Johnson, TE Tyree Mayfield, CB Quinten Rollins, RB Brandon Wilds and T Sam Young.	11–5	Promoted LB Elijah Lee to the active roster from the team's practice squad. Placed LB Kwon Alexander on the Injured Reserve List. Signed LB Christian Sam to the team's practice squad.
8–31	Waived/injured DB Adrian Colbert and OL Andrew Lauderdale. Placed RB Jerick McKinnon and WR Nick Williams on the Injured Reserve List and TE Garrett Celek on the Reserve/Physically Unable to Perform List. The NFL placed LS Kyle Nelson on the Reserve/Suspended List. Released the following 22 players: DB Antone Exum Jr., LB Demetrius Flannigan–Fowles, DL Jamell Garcia–Williams, G Joshua Garnett, DL Kevin Givens, S Marcell Harris, TE Daniel Helm, WR Malik Henry, LB Elijah Lee, WR Jordan Matthews, LB David Mayo, DL Damontre Moore, LB LaRoy Reynolds, G Ross Reynolds, S Tyree Robinson, QB Wilton Speight, WR Chris Thompson, DL Jordan Thompson, OL Najee Toran, DL Jeremiah Valoaga, RB Austin Walter, RB Jeff Wilson Jr.	11–7	Signed K Chase McLaughlin to a one–year deal. Waived T Sam Young.
9–1	Signed DB Antone Exum Jr. to a one–year deal and placed DL Kentavious Street on the Injured Reserve List. Signed the following nine players to the team's practice squad: LB Demetrius Flannigan–Fowles, DL Kevin Givens, S Marcell Harris, TE Daniel Helm, WR Malik Henry, LB Elijah Lee, G Ross Reynolds, DL Jeremiah Valoaga, RB Jeff Wilson Jr.	11–11	Activated TE Garrett Celek to the active roster from the Reserve/Physically Unable to Perform List. Waived CB Dontae Johnson.
9–2	Signed OL Ryan Pope to the team's practice squad.	11–13	Signed DL Damontre Moore to a one–year deal. Placed DL Ronald Blair III on the Injured Reserve List.
9–14	Promoted RB Jeff Wilson Jr. to the active roster from the team's practice squad. Waived TE Kaden Smith.	11–27	Promoted DL Jeremiah Valoaga to the active roster from the team's practice squad. Placed DL Damontre Moore on the Injured Reserve List. Signed DL Alex Barrett to the practice squad.
9–17	Signed LS Jon Condo to a one–year deal. Waived LS Colin Holba. Signed OL Will Holden to the team's practice squad.	12–3	Waived K Chase McLaughlin. Signed WR Chris Thompson to the practice squad and released OL Will Holden.
9–20	Signed T Sam Young to a one–year deal. Placed WR Trent Taylor on the Injured Reserve List.	12–4	Signed DB Antone Exum Jr. to a one–year deal. Opened the practice window for DL Kentavious Street.
9–23	LS Jon Condo is retires from the National Football League.	12–10	Placed WR Marquise Goodwin on the Injured Reserve List. Signed LB Joey Alfieri to the team's practice squad and released WR Deontay Burnett and LB Christian Sam from the practice squad. Placed LB Demetrius Flannigan–Fowles on the practice squad Injured Reserve List.
9–24	Signed LS Garrison Sanborn to a one–year deal.	12–11	Signed CB Dontae Johnson and WR Jordan Matthews to one–year deals. Placed C/G Weston Richburg on the Injured Reserve List. signed OL Kofi Amichia and CB Jermaine Kelly to the team's practice squad.
10–1	Signed OL Jaryd Jones–Smith and CB Teez Tabor to the team's practice squad. Released OL Will Holden and OL Ryan Pope from the practice squad.	12–12	Promoted TE Daniel Helm to the active roster from the team's practice squad. Placed TE Garrett Celek on the Injured Reserve List. Signed S Jacob Thieneman to the team's practice squad.
10–2	Promoted S Marcell Harris to the active roster from the team's practice squad. Released DB Antone Exum Jr.	12–14	Activated DL Kentavious Street to the active roster from the Injured Reserve List. Placed DL D.J. Jones on the Injured Reserve List.
10–3	Placed WR Jalen Hurd and CB Jason Verrett on the Injured Reserve List. Signed CB Dontae Johnson to a one–year deal. Re–signed OL Will Holden to the team's practice squad. Signed WR Jordan Matthews to a one–year deal.	12–23	Signed DL Anthony Zettel to a one–year deal. Waived DL Jeremiah Valoaga.
10–16	Signed WR Deontay Burnett to the team's practice squad and released WR Malik Henry from the practice squad.	12–28	Promoted DL Kevin Givens to the active roster from the team's practice squad. Placed DL Jullian Taylor on the Injured Reserve List.
10–22	Released LS Garrison Sanborn. Acquired WR Emmanuel Sanders and a 2020 fifth round pick from the Denver Broncos in exchange for the team's third and fourth round picks next year.	12–31	Signed DL Ray Smith to the team's practice squad.
10–26	Activated LS Kyle Nelson. Released WR Jordan Matthews.	1–1	Signed NT Earl Mitchell to a one–year deal. Waived DB Antone Exum Jr.
		1–10	Activated LB Kwon Alexander to the active roster from the Injured Reserve List. Placed DL Kentavious Street on the Injured Reserve List.



2018 49ERS OFFENSIVE GAME-BY-GAME TEAM STATISTICS

	@Min	Det	@KC	@LAC	Arz	@GB	LAR	@Arz	Oak	NYG	@TB	@Sea	Den	Sea	Chi	@LAR	Totals
First Downs																	
Total	20	23	26	22	33	18	16	16	18	24	23	24	24	20	15	22	344
Rushing	6	6	11	5	9	9	8	5	6	6	9	4	3	2	4	5	98
Passing	10	13	12	13	22	8	8	9	10	14	12	18	15	13	11	13	201
Penalty	4	4	3	4	2	1	0	2	2	4	2	2	6	5	0	4	45

Third Down																	
Conversions	5	3	2	5	10	2	3	5	5	8	1	7	4	3	7	3	73
Attempts	13	11	9	12	17	9	11	14	12	13	8	16	13	10	14	11	193
Percentage	38.5	27.3	22.2	41.7	58.8	22.2	27.3	35.7	41.7	61.5	12.5	43.8	30.8	30.0	50.0	27.3	37.8

4th Down																	
Conversions	0	0	2	0	1	0	0	0	0	0	0	1	0	0	0	1	5
Attempts	0	0	2	0	2	0	1	0	0	0	0	2	1	0	1	1	10

Time of Possession																	
49ers	28:51	29:34	29:59	27:34	40:12	28:52	27:09	32:19	28:34	34:14	25:51	32:30	30:41	29:40	24:30	28:10	29:42

Total Net Yards																	
Plays	61	60	63	59	92	55	58	63	54	68	60	74	66	58	54	58	1,003
Yards	327	346	406	364	447	401	228	267	405	374	342	452	389	351	279	391	5,769
Average	5.4	5.8	6.4	6.2	4.9	7.3	3.9	4.2	7.5	5.5	5.7	6.1	5.9	6.1	5.2	6.7	5.8

Rushing																	
Attempts	25	28	29	21	34	30	24	31	32	29	24	23	30	26	15	22	423
Yards	90	190	178	76	147	174	107	107	143	124	148	66	84	94	47	127	1,902
Average	3.6	6.8	6.1	3.6	4.3	5.8	4.5	3.5	4.5	4.3	6.2	2.9	2.8	3.6	3.1	5.8	4.5

Passing																	
Net	237	156	228	288	300	227	121	160	262	250	194	386	305	257	232	264	3,867
Sacks	3	6	4	1	4	2	7	4	0	0	4	3	3	3	1	3	48
Yards	24	50	23	10	49	18	49	30	0	0	27	28	27	18	9	18	380
Gross	261	206	251	298	349	245	170	190	262	250	221	414	332	275	241	282	4,247
Attempts	33	26	30	37	54	23	27	28	22	39	32	48	33	29	38	33	532
Completions	15	18	20	23	34	16	15	14	16	27	18	30	20	20	22	23	331
Percentage	45.5	69.2	66.7	62.2	63.0	69.6	55.6	50.0	72.7	69.2	56.3	62.5	60.6	69.0	57.9	69.7	62.2
Interceptions	3	0	0	2	2	1	2	0	0	2	2	1	1	0	1	3	20

Punting																	
Number	4	5	4	5	4	3	5	7	3	3	6	5	5	4	4	2	69
Average	43.5	45.4	37.0	47.0	44.3	42.0	32.0	40.7	54.7	44.3	43.3	40.4	42.0	48.0	45.3	49.5	43.1
Net	41.8	43.2	35.8	30.6	39.3	40.0	24.8	40.7	48.0	42.0	42.3	41.2	34.0	41.0	45.3	44.0	39.1

Penalties																	
Number	3	9	14	4	9	2	2	5	3	10	8	13	11	8	6	5	112
Yards	21	86	147	29	65	10	10	59	23	97	68	128	87	66	45	41	982

Fumbles																	
Number	3	1	3	2	4	2	3	2	1	0	1	3	3	1	0	1	30
Lost	1	0	0	0	3	2	2	0	0	0	0	2	0	1	0	1	12

Red Zone																	
Number	4	5	3	4	3	1	2	2	4	4	2	4	2	3	3	5	51
Touchdowns	1	2	2	1	3	1	1	0	2	2	1	1	1	0	0	3	21
Field Goals	2	3	1	2	0	0	0	2	2	2	1	0	1	3	3	1	23

Touchdowns																	
Rushing	0	1	1	0	1	1	0	0	1	1	0	0	0	0	0	1	7
Passing	1	2	2	2	2	2	1	1	3	1	1	2	2	1	0	3	26
Returns	0	0	0	1	0	0	0	0	0	0	0	0	0	1	0	0	2



2018 49ERS DEFENSIVE GAME-BY-GAME TEAM STATISTICS

	@Min	Det	@KC	@LAC	Arz	@GB	LAR	@Arz	Oak	NYG	@TB	@Sea	Den	Sea	Chi	@LAR	Totals
First Downs																	
Total	19	25	31	21	10	26	20	20	14	17	25	21	22	18	20	28	337
Rushing	3	5	9	6	4	8	10	3	5	3	9	8	8	5	6	12	104
Passing	15	17	15	14	5	17	10	15	9	10	15	7	9	12	12	13	195
Penalty	1	3	7	1	1	1	0	2	0	4	1	6	5	1	2	3	38

Third Down																	
Conversions	7	7	7	4	2	4	5	6	3	5	7	4	2	9	5	10	87
Attempts	17	16	11	14	12	13	12	14	12	12	13	9	15	19	11	16	216
Percentage	41.2	43.8	63.6	28.6	16.7	30.8	41.7	42.9	25.0	41.7	53.8	44.4	13.3	47.4	45.5	62.5	40.3

4th Down																	
Conversions	0	0	1	1	0	1	0	0	0	0	0	0	5	1	1	0	10
Attempts	1	1	1	1	0	2	0	0	1	0	0	0	7	1	1	1	17

Time of Possession																	
Opponents	31:09	30:26	30:01	32:26	19:48	31:08	32:51	27:41	31:26	25:46	34:09	27:30	29:19	37:14	35:30	31:50	30:18

Total Net Yards																	
Plays	71	73	68	67	49	70	61	64	55	55	70	49	71	69	60	71	1,023
Yards	343	427	384	368	220	521	331	321	242	277	412	331	274	385	325	377	5,538
Average	4.8	5.8	5.6	5.5	4.5	7.4	5.4	5.0	4.4	5.0	5.9	6.8	3.9	5.6	5.4	5.3	5.4

Rushing																	
Attempts	32	18	28	27	23	21	35	21	23	23	31	29	27	35	28	42	443
Yards	116	98	77	126	56	116	146	88	102	97	108	168	103	168	90	155	1,814
Average	3.6	5.4	2.8	4.7	2.4	5.5	4.2	4.2	4.4	4.2	3.5	5.8	3.8	4.8	3.2	3.7	4.1

Passing																	
Net	227	329	307	242	164	405	193	233	140	180	304	163	171	217	235	222	3,732
Sacks	3	2	2	1	1	3	1	3	8	1	1	3	2	3	3	0	37
Yards	17	18	7	8	6	20	9	19	39	8	8	22	15	20	11	0	227
Gross	244	347	314	250	170	425	202	252	179	188	312	185	186	237	246	222	3,959
Attempts	36	53	38	39	25	46	24	40	24	31	38	17	42	31	29	29	542
Completions	20	34	24	25	10	25	18	23	17	19	29	11	24	23	25	17	344
Percentage	55.6	64.2	63.2	64.1	40.0	54.3	75.0	57.5	70.8	61.3	76.3	64.7	57.1	74.2	86.2	58.6	63.5
Interceptions	0	0	0	1	0	0	0	1	0	0	0	0	0	0	0	0	2

Punting																	
Number	6	5	2	4	8	4	4	5	6	5	5	4	6	8	3	3	78
Average	38.3	42.2	43.5	43.5	39.6	38.8	30.5	45.8	37.5	47.6	46.0	49.8	47.8	53.3	39.7	43.3	43.3
Net	36.0	39.4	43.0	42.3	39.3	33.8	29.0	39.4	36.5	42.8	44.8	46.5	40.2	44.5	33.0	43.3	39.7

Penalties																	
Number	7	10	6	5	5	6	1	9	6	8	9	10	11	14	4	6	117
Yards	52	105	48	49	46	54	10	62	40	78	70	100	62	148	30	57	1,011

Fumbles																	
Number	1	1	2	1	1	0	1	1	4	0	0	0	4	1	2	2	21
Lost	1	1	0	0	0	0	0	1	0	0	0	0	0	0	2	0	5

Red Zone																	
Number	2	4	6	5	2	6	7	3	1	4	2	4	2	2	3	5	58
Touchdowns	1	2	5	2	2	3	4	2	0	2	2	3	2	2	2	4	38
Field Goals	0	2	1	2	0	2	3	1	1	2	0	1	0	0	0	1	16

Touchdowns																	
Rushing	0	0	2	0	2	1	2	0	0	0	1	1	1	1	1	1	13
Passing	2	3	3	3	1	2	2	2	0	3	2	4	1	2	1	4	35
Returns	1	0	0	0	1	0	0	0	0	0	0	1	0	0	0	1	4



2018 SAN FRANCISCO 49ERS TEAM HIGHS & LOWS

SAN FRANCISCO 49ERS

	Bests/Highs	Opponent	Date	Worsts/Lows	Opponent	Date
First Downs	33	vs. Arizona	10/7/18	15	vs. Chicago	12/23/18
Third-Down %	8-13-62%	vs. New York Giants	11/12/18	1-8-13%	at Tampa Bay	11/25/18
Total Net Yards	452	at Seattle	12/2/18	228	vs. Los Angeles Rams	10/21/18
Offensive Plays	92	vs. Arizona	10/7/18	54	2 times, last vs. Chi.	12/23/18
Avg. Per Play	7.5	vs. Oakland	11/1/18	3.9	vs. Los Angeles Rams	10/21/18
Rushing Yards	190	vs. Detroit	9/16/18	47	vs. Chicago	12/23/18
Rushes	34	vs. Arizona	10/7/18	15	vs. Chicago	12/23/18
Rushing Avg.	6.8	vs. Detroit	9/16/18	2.8	vs. Denver	12/9/18
Net Passing Yards	386	at Seattle	12/2/18	121	vs. Los Angeles Rams	10/21/18
Completions	34	vs. Arizona	10/7/18	14	at Arizona	10/28/18
Attempts	54	vs. Arizona	10/7/18	22	vs. Oakland	11/1/18
Completions %	72.7	vs. Oakland	11/1/18	45.5	at Minnesota	9/9/18
Avg. Gain Per Passing Play	11.9	vs. Oakland	11/1/18	3.6	vs. Los Angeles Rams	10/21/18
Interceptions Thrown	0	5 times, last vs. Sea.	12/16/18	3	2 times, last at LAR	12/30/18
Fumbles Lost	0	9 times, last vs. Chi.	12/23/18	3	vs. Arizona	10/7/18
Turnovers	0	4 times, last vs. Oak.	11/1/18	5	vs. Arizona	10/7/18
Penalties	2	2 times, last vs. LAR	10/21/18	14	at Kansas City	9/23/18
Penalty Yards	10	2 times, last vs. LAR	10/21/18	147	at Kansas City	9/23/18
Gross Punting Avg.	54.7	vs. Oakland	11/1/18	32.0	vs. Los Angeles Rams	10/21/18
Net Punting Avg.	48.0	vs. Oakland	11/1/18	24.8	vs. Los Angeles Rams	10/21/18
Time of Poss.	40:12	vs. Arizona	10/7/18	24:30	vs. Chicago	12/23/18

OPPONENTS

	Worsts/Lows	Opponent	Date	Bests/Highs	Opponent	Date
First Downs	10	vs. Arizona	10/7/18	31	at Kansas City	9/23/18
Third-Down %	2-15-13%	vs. Denver	12/9/18	7-11-64%	at Kansas City	9/23/18
Total Net Yards	220	vs. Arizona	10/7/18	521	at Green Bay	10/15/18
Offensive Plays	49	2 times, last at Sea.	12/2/18	73	vs. Detroit	9/16/18
Avg. Per Play	3.9	vs. Denver	12/9/18	7.4	at Green Bay	10/15/18
Rushing Yards	56	vs. Arizona	10/7/18	168	2 times, last vs. Sea.	12/16/18
Rushes	18	vs. Detroit	9/16/18	42	at Los Angeles Rams	12/30/18
Rushing Avg.	2.4	vs. Arizona	10/7/18	5.8	at Seattle	12/2/18
Net Passing Yards	140	vs. Oakland	11/1/18	405	at Green Bay	10/15/18
Completions	10	vs. Arizona	10/7/18	34	vs. Detroit	9/16/18
Attempts	17	at Seattle	12/2/18	53	vs. Detroit	9/16/18
Completions %	40.0	vs. Arizona	10/7/18	86.2	vs. Chicago	12/23/18
Avg. Gain Per Passing Play	3.9	vs. Denver	12/9/18	8.3	at Green Bay	10/15/18
Interceptions Thrown	1	2 times, last at Arz.	10/28/18	0	14 times, last at LAR	12/30/18
Fumbles Lost	2	vs. Chicago	12/23/18	0	12 times, last at LAR	12/30/18
Turnovers	2	2 times, last vs. Chi.	12/23/18	0	11 times, last at LAR	12/30/18
Penalties	14	vs. Seattle	12/16/18	1	vs. Los Angeles Rams	10/21/18
Penalty Yards	148	vs. Seattle	12/16/18	10	vs. Los Angeles Rams	10/21/18
Gross Punting Avg.	30.5	vs. Los Angeles Rams	10/21/18	53.3	vs. Seattle	12/16/18
Net Punting Avg.	29.0	vs. Los Angeles Rams	10/21/18	46.5	at Seattle	12/2/18
Time of Poss.	19:48	vs. Arizona	10/7/18	37:14	vs. Seattle	12/16/18



2018 SAN FRANCISCO 49ERS INDIVIDUAL HIGHS

Long Plays		Player	Opponent	Date
Longest Run (yards)	66t	Matt Breida	vs. Detroit	9/16/18
Longest TD Run (yards)	66t	Matt Breida	vs. Detroit	9/16/18
Longest Pass Completion (yards)	85t	Nick Mullens—George Kittle	vs. Denver	12/9/18
Longest TD Pass (yards)	85t	Nick Mullens—George Kittle	vs. Denver	12/9/18
Longest Punt Return (yards)	23	Richie James Jr.	vs. New York Giants	11/12/18
Longest Kickoff Return (yards)	97t	Richie James Jr.	vs. Seattle	12/16/18
Longest Interception Return (yards)	32t	Antone Exum Jr.	at Los Angeles Chargers	9/30/18
Longest Punt (yards)	64	Bradley Pinion	vs. Oakland	11/1/18
Longest Field Goal (yards)	53	Robbie Gould	vs. New York Giants	11/12/18

Single-Game Highs		Player	Opponent	Date
Most Points Scored	14	Robbie Gould	vs. Seattle	12/16/18
Most Touchdowns	2	Three times, most recently Dante Pettis	at Seattle	12/2/18
Most Field Goals Attempted	4	Robbie Gould	vs. Seattle	12/16/18
Most Field Goals Made	4	Robbie Gould	vs. Seattle	12/16/18
Most Rushing Yards	138	Matt Breida	vs. Detroit	9/16/18
Most Rushing Attempts	23	Jeff Wilson Jr.	vs. Denver	12/9/18
Highest Rushing Avg. (Min. 10 att.)	12.5	Matt Breida	vs. Detroit	9/16/18
Most Pass Completions	34	C.J. Beathard	vs. Arizona	10/7/18
Most Pass Attempts	54	C.J. Beathard	vs. Arizona	10/7/18
Most Gross Passing Yards	414	Nick Mullens	at Seattle	12/2/18
Highest Avg. Yards/Per Att. (Min. 10 att.)	11.9	Nick Mullens	vs. Oakland	11/1/18
Fewest Interceptions Thrown (Min. 10 att.)	0	Five times, most recently Nick Mullens	vs. Seattle	12/16/18
Fewest Times Sacked (Min. 10 att.)	0	Two times, most recently Nick Mullens	vs. New York Giants	11/12/18
Most Receptions	9	Two times, most recently George Kittle	at Los Angeles Rams	12/30/18
Most Receiving Yards	210	George Kittle	vs. Denver	12/9/18
Most Punt Returns	3	Three times, most recently Trent Taylor	vs. Seattle	12/16/18
Most Punt Return Yardage	32	Richie James Jr.	at Arizona	10/28/18
Most Kickoff Returns	4	Four times, most recently Richie James Jr.	at Seattle	12/2/18
Most Kickoff Return Yardage	159	D.J. Reed Jr.	vs. Detroit	9/16/18
Most Interceptions	1	Two times, most recently Jaquiski Tartt	at Arizona	10/28/18
Most Interception Return Yardage	32	Antone Exum Jr.	at Los Angeles Chargers	9/30/18
Most Tackles	14	Fred Warner	at Los Angeles Rams	12/30/18
Most Sacks	2.5	Two times, most recently Cassius Marsh	vs. Oakland	11/1/18



2018 SAN FRANCISCO 49ERS TURNOVER BREAKDOWN

TAKEAWAYS

Date	Opponent	Turnover	Starting L.O.S.	Point of Turnover	Resulting L.O.S.	Qtr.	Result (pts)
9/9	at Min.	F. Warner FF (R. Sherman FR)	MIN 48	SF 37	SF 29	2	Fumble (0)
9/16	vs. Det.	E. Lee FF (C. Marsh FR)	DET 26	DET 18	DET 16	2	Field Goal (3)
9/23	at KC	None					
9/30	at LAC	A. Exum Jr. INT (P. Rivers)	LAC 25	LAC 32	End zone	1	Touchdown (7)
10/7	vs. Arz.	None					
10/15	at GB	None					
10/21	vs. LAR	None					
10/28	at Arz.	J. Tartt INT (J. Rosen)	ARZ 25	ARZ 35	ARZ 12	2	Field Goal (3)
		T. Powell FF (F. Warner FR)	ARZ 40	SF 47	SF 39	4	Punt (0)
11/1	vs. Oak.	None					
11/12	vs. NYG	None					
11/25	at TB	None					
12/2	at Sea.	None					
12/9	vs. Den.	None					
12/16	vs. Sea.	None					
12/23	vs. Chi.	D. Buckner FR	CHI 34	CHI 30	CHI 26	2	Field Goal (3)
		T. Moore FF (G. Mabin FR)	SF 44	SF 34	SF 24	4	Downs (0)
12/30	at LAR	None					

Regular Season Totals: 7 takeaways resulted in 16 points

L.O.S. – Line of scrimmage

* – Red zone play

ST – Special teams play

(TB) – Touchback



2018 SAN FRANCISCO 49ERS TURNOVER BREAKDOWN

GIVEAWAYS

Date	Opponent	Turnover	Starting L.O.S.	Point of Turnover	Resulting L.O.S.	Qtr.	Result (pts)
9/9	at Min.	A. Morris FUMBLE (L. Joseph FF)	MIN 1*	MIN 1	MIN 2	2	Halftime (0)
		J. Garoppolo INT (M. Hughes)	SF 20	SF 28	End zone	3	Touchdown (7)
		J. Garoppolo INT (X. Rhodes)	SF 31	SF 31	SF 38	4	Punt (0)
		J. Garoppolo INT (H. Smith)	SF 11	SF 29	SF 15	4	Downs (0)
9/16	vs. Det.	None					
9/23	at KC	None					
9/30	at LAC	C. Beathard INT (T. Williams)	LAC 8*	LAC 2	SF 12	3	Field Goal (3)
		C. Beathard INT (I. Rochell)	SF 31	SF 23	SF 19	4	End of Game (0)
10/7	vs. Arz.	C. Beathard INT (T. Boston)	SF 30	ARZ 48	SF 43	1	Punt (0)
		R. Mostert FUMBLE (R. Gunter FF)	ARZ 40	ARZ 39	SF 18	2	Touchdown (7)
		C. Beathard FUMBLE (C. Jones FF)	ARZ 39	ARZ 46	ARZ 46	3	Punt (0)
		C. Beathard FUMBLE (H. Reddick FF)	SF 41	SF 33	End zone	4	Touchdown (7)
		C. Beathard INT (B. Benwikere)	SF 27	SF 47	SF 26	4	Touchdown (7)
10/15	at GB	D. Reed Jr. FUMBLE (R. Greene FF) (ST)	GB 35	SF 33	SF 34	1	Field Goal (3)
		K. Juszczyk FUMBLE (H. Clinton–Dix FF)	SF 20	SF 41	SF 44	2	Field Goal (3)
		C. Beathard INT (K. King)	GB 46	GB 10	GB 10	4	Field Goal (3)
10/21	vs. LAR	C. Beathard FUMBLE (S. Ebukam FF)	SF 45	SF 42	SF 44	1	Field Goal (3)
		M. Breida FUMBLE (A. Donald FF)	SF 20	SF 21	SF 21	1	Touchdown (7)
		C. Beathard INT (T. Hill)	SF 49	LAR 33	LAR 40	2	Touchdown (7)
		C. Beathard INT (J. Johnson)	SF 34	SF 38	SF 27	3	Touchdown (7)
10/28	at Arz.	None					
11/1	vs. Oak.	None					
11/12	vs. NYG	N. Mullens INT (B. Goodson)	SF 6	SF 17	SF 12	1	Touchdown (7)
		N. Mullens INT (B. Goodson)	NYG 49	NYG 43	NYG 46	4	Punt (0)
11/25	at TB	N. Mullens INT (R. Smith)	TB 26	End zone	TB 20	4	Punt (0)
		N. Mullens INT (I. Johnson)	TB 27	TB 7	TB 14	4	End of Game (0)
12/2	at Sea.	J. Wilson Jr. FUMBLE (B. Wagner FF)	SEA 14*	SEA 5	SEA 14	2	Punt (0)
		R. James Jr. FUMBLE (ST)	SEA 14	SF 30	SF 33	2	Touchdown (7)
		N. Mullens INT (B. Wagner)	SEA 5*	SEA 2	End zone	4	Touchdown (6)
12/9	vs. Den.	N. Mullens INT (D. Stewart)	DEN 45	DEN 41	DEN 41	4	Downs (0)
12/16	vs. Sea.	J. Wilson Jr. FUMBLE (B. McDougald FF)	SF 46	SEA 40	SEA 41	1	Punt (0)
12/23	vs. Chi.	N. Mullens INT (D. Trevathan)	CHI 20	CHI 14	CHI 14	4	Fumble (0)
12/30	at LAR	K. Juszczyk FUMBLE (M. Barron)	LAR 49	LAR 49	SF 7	1	Touchdown (7)
		N. Mullens INT (C. Littleton)	SF 25	SF 35	SF 13	1	Touchdown (7)
		N. Mullens INT (B. Countess)	LAR 16*	End zone	LAR 20	1	Punt (0)
		N. Mullens INT (C. Littleton)	SF 12	SF 19	End zone	2	Touchdown (7)

Regular Season Totals: 32 giveaways resulted in 105 points

L.O.S. – Line of scrimmage

* – Red zone play

ST – Special teams play

(TB) – Touchback

GAME-BY-GAME TURNOVER DIFFERENTIAL

Date	Opp	Takeaways	Giveaways	Game Total	Total
9/9	at Min.	1	4	-3	-3
9/16	Det.	1	0	+1	-2
9/23	at KC	0	0	0	-2
9/30	at LAC	1	2	-1	-3
10/7	Arz.	0	5	-5	-8
10/15	at GB	0	3	-3	-11
10/21	LAR	0	4	-4	-15
10/28	at Arz.	2	0	+2	-13
11/1	Oak.	0	0	0	-13
11/12	NYG	0	2	-2	-15
11/25	at TB	0	2	-2	-17
12/2	at Sea.	0	3	-3	-20
12/9	Den.	0	1	-1	-21
12/16	Sea.	0	1	-1	-22
12/23	Chi.	2	1	+1	-21
12/30	at LAR	0	4	-4	-25



2018 SAN FRANCISCO 49ERS THIRD DOWN EFFICIENCY

49ERS THIRD-AND ...

Date	Opp	1	2	3	4	5	6	7	8	9	10	11+	Totals
9/9	at Min.	2/2	0/0	1/1	0/1	0/1	1/2	1/2	0/1	0/1	0/0	0/2	5/13
9/16	Det.	2/2	1/2	0/0	0/0	0/0	0/0	0/1	0/2	0/0	0/1	0/3	3/11
9/23	at KC	0/1	1/1	0/0	0/0	0/0	1/1	0/0	0/0	0/0	0/0	0/6	2/9
9/30	at LAC	1/1	0/1	2/4	0/0	0/1	1/1	1/2	0/1	0/0	0/0	0/1	5/12
10/7	Arz.	2/3	0/0	0/0	2/2	3/3	0/1	0/0	0/1	0/1	1/2	2/4	10/17
10/15	at GB	0/0	0/2	0/1	0/1	1/1	0/0	0/0	0/0	1/1	0/2	0/1	2/9
10/21	LAR	1/2	0/0	0/0	0/0	0/1	0/0	0/1	0/0	0/0	2/2	0/5	3/11
10/28	at Arz.	2/2	1/2	0/0	0/1	0/0	1/4	0/1	0/0	0/0	1/1	0/3	5/14
11/1	Oak.	1/3	1/1	0/0	2/2	0/0	1/1	0/1	0/1	0/1	0/0	0/2	5/12
11/12	NYG	2/2	0/0	0/1	1/1	2/2	0/1	0/1	2/2	0/1	0/0	1/2	8/13
11/25	at TB	1/2	0/0	0/0	0/0	0/0	0/0	0/1	0/0	0/0	0/0	0/5	1/8
12/2	at Sea.	1/1	0/0	1/2	1/2	0/1	1/1	2/4	1/2	0/1	0/0	0/2	7/16
12/9	Den.	0/0	1/3	1/2	0/0	0/0	0/1	1/1	0/0	1/3	0/1	0/2	4/13
12/16	Sea.	1/1	0/1	0/0	0/1	0/0	1/1	1/2	0/0	0/0	0/1	0/3	3/10
12/23	Chi.	0/0	2/2	0/0	1/3	1/1	0/0	0/1	1/1	0/1	1/2	1/3	7/14
12/30	at LAR	1/2	2/2	0/0	0/1	0/0	0/1	0/0	0/0	0/1	0/2	0/2	3/11
Regular Season Totals:		17/24	9/17	5/11	7/15	7/11	7/15	6/18	4/11	2/11	5/14	4/46	72/193
		70.8	52.9	45.5	46.7	63.6	46.7	33.3	36.4	18.2	35.7	8.7	37.8

OPPONENTS THIRD-AND ...

Date	Opp	1	2	3	4	5	6	7	8	9	10	11+	Totals
9/9	at Min.	1/1	0/0	2/2	0/0	1/2	1/3	0/0	1/3	0/1	1/1	0/4	7/17
9/16	Det.	0/0	1/3	0/3	1/2	0/0	0/1	2/2	0/1	0/0	1/1	2/3	7/16
9/23	at KC	1/1	0/0	1/2	1/1	1/1	0/1	1/1	1/1	1/1	0/0	0/2	7/11
9/30	at LAC	0/0	1/2	1/2	1/1	1/3	0/1	0/2	0/0	0/0	0/2	0/1	4/14
10/7	Arz.	1/3	0/0	0/1	0/1	0/0	0/0	0/3	0/0	1/2	0/0	0/2	2/12
10/15	at GB	0/0	1/1	0/0	1/1	1/1	1/1	0/0	0/0	0/1	0/4	0/4	4/13
10/21	LAR	2/4	0/2	1/3	1/1	0/0	0/0	0/0	0/0	0/0	0/0	1/2	5/12
10/28	at Arz.	0/0	1/1	1/1	1/1	0/1	0/2	0/1	0/2	1/1	1/2	1/2	6/14
11/1	Oak.	0/1	0/0	0/0	1/1	1/2	1/3	0/0	0/0	0/2	0/0	0/3	3/12
11/12	NYG	0/0	0/0	0/3	1/1	0/1	1/1	1/2	1/2	1/1	0/0	0/1	5/12
11/25	at TB	0/1	1/1	0/0	0/0	2/2	1/1	0/1	2/3	1/1	0/0	0/3	7/13
12/2	at Sea.	3/3	0/1	0/0	1/2	0/0	0/0	0/0	0/0	0/1	0/0	0/2	4/9
12/9	Den.	0/1	0/2	0/1	0/0	1/2	0/2	0/1	0/1	1/2	0/1	0/2	2/15
12/16	Sea.	1/2	0/1	0/0	1/1	4/4	1/2	1/2	1/1	0/1	0/1	0/4	9/19
12/23	Chi.	1/1	1/2	0/1	2/2	1/2	0/0	0/0	0/0	0/0	0/1	0/2	5/11
12/30	at LAR	0/0	3/3	1/2	3/4	0/0	1/1	0/1	0/0	1/1	1/1	0/3	10/16
Regular Season Totals:		10/18	9/19	7/21	15/19	13/21	7/19	5/16	6/14	7/15	4/14	4/40	87/216
		55.6	47.4	33.3	78.9	61.9	36.8	31.3	42.9	46.7	28.6	10.0	40.3



2018 SAN FRANCISCO 49ERS RED ZONE PRODUCTION

SAN FRANCISCO 49ERS

Date	Opp	Poss	TD	PAT	2-Pt.	FG	MFG/ BFG	INT	FUM	DWNS/ Punt	HF	GM	PTS	TD%	SCORE PCT.	PTS/ POSS
9/9	at Min.	4	1	1	0	2	0	0	1	0	0	0	13	25.0%	75.0%	3.3
9/16	Det.	5	2	2	0	3	0	0	0	0	0	0	23	40.0%	100.0%	4.6
9/23	at KC	3	2	0	1	1	0	0	0	0	0	0	17	66.7%	100.0%	5.7
9/30	at LAC	4	1	1	0	2	0	1	0	0	0	0	13	25.0%	75.0%	3.3
10/7	Arz.	3	3	0	0	0	0	0	0	0	0	0	18	100.0%	100.0%	6.0
10/15	at GB	1	1	1	0	0	0	0	0	0	0	0	7	100.0%	100.0%	7.0
10/21	LAR	2	1	1	0	0	0	0	0	1	0	0	7	50.0%	50.0%	3.5
10/28	at Arz.	2	0	0	0	2	0	0	0	0	0	0	6	0.0%	100.0%	3.0
11/1	Oak.	4	2	2	0	2	0	0	0	0	0	0	20	50.0%	100.0%	5.0
11/12	NYG	4	2	2	0	2	0	0	0	0	0	0	20	50.0%	100.0%	5.0
11/25	at TB	2	1	0	0	1	0	0	0	0	0	0	9	50.0%	100.0%	4.5
12/2	at Sea.	4	1	1	0	0	0	1	1	1	0	0	7	25.0%	25.0%	1.8
12/9	Den.	2	1	1	0	1	0	0	0	0	0	0	10	50.0%	100.0%	5.0
12/16	Sea.	3	0	0	0	3	0	0	0	0	0	0	9	0.0%	100.0%	3.0
12/23	Chi.	3	0	0	0	3	0	0	0	0	0	0	9	0.0%	100.0%	3.0
12/30	at LAR	5	3	3	0	1	0	1	0	0	0	0	24	60.0%	80.0%	4.8
TOTALS		51	21	15	1	23	0	3	2	2	0	0	212	41.2%	86.3%	4.2

OPPONENTS

Date	Opp	Poss	TD	PAT	2-Pt.	FG	MFG/ BFG	INT	FUM	DWNS/ Punt	HF	GM	PTS	TD%	SCORE PCT.	PTS/ POSS
9/9	at Min.	2	1	1	0	0	0	0	0	1	0	0	7	50.0%	50.0%	3.5
9/16	Det.	4	2	2	0	2	0	0	0	0	0	0	20	50.0%	100.0%	5.0
9/23	at KC	6	5	5	0	1	0	0	0	0	0	0	38	83.3%	100.0%	6.3
9/30	at LAC	5	2	0	0	2	0	0	0	0	0	1	18	40.0%	80.0%	3.6
10/7	Arz.	2	2	2	0	0	0	0	0	0	0	0	14	100.0%	100.0%	7.0
10/15	at GB	6	3	3	0	2	0	0	0	1	0	0	27	50.0%	83.3%	4.5
10/21	LAR	7	4	4	0	3	0	0	0	0	0	0	37	57.1%	100.0%	5.3
10/28	at Arz.	3	2	1	1	1	0	0	0	0	0	0	18	66.7%	100.0%	6.0
11/1	Oak.	1	0	0	0	1	0	0	0	0	0	0	3	0.0%	100.0%	3.0
11/12	NYG	4	2	2	0	2	0	0	0	0	0	0	20	50.0%	100.0%	5.0
11/25	at TB	2	2	2	0	0	0	0	0	0	0	0	14	100.0%	100.0%	7.0
12/2	at Sea.	4	3	2	0	1	0	0	0	0	0	0	23	75.0%	100.0%	5.8
12/9	Den.	2	2	2	0	0	0	0	0	0	0	0	14	100.0%	100.0%	7.0
12/16	Sea.	2	2	1	0	0	0	0	0	0	0	0	13	100.0%	100.0%	6.5
12/23	Chi.	3	2	2	0	0	1	0	0	0	0	0	14	66.7%	66.7%	4.7
12/30	at LAR	5	4	4	0	1	0	0	0	0	0	0	31	80.0%	100.0%	6.2
TOTALS		58	38	33	1	16	1	0	0	2	0	1	311	65.5%	93.1%	5.4



2018 SAN FRANCISCO 49ERS BIG PLAYS

Rushes of 10–yards or more; Pass completions of 20–yards or more; Returns of 30–yards or more

9/9/18 AT MINNESOTA

49ERS

Run	Pass	Ret.	Description
14			Alfred Morris run
11			Alfred Morris run
	56		Jimmy Garoppolo to Kyle Juszczyk
11			Matt Breida run
	36		Jimmy Garoppolo to George Kittle
	22t		Jimmy Garoppolo to Dante Pettis
	39		Jimmy Garoppolo to Dante Pettis
10			Matt Breida run

VIKINGS

Run	Pass	Ret.	Description
	22t		Kirk Cousins to Stefon Diggs
15			Dalvin Cook run
13			Kirk Cousins run
	34		Kirk Cousins to Adam Thielen

9/16/18 VS. DETROIT

LIONS

Run	Pass	Ret.	Description
12			LeGarrette Blount run
	30t		Matthew Stafford to Kenny Golladay
		45	Jamal Agnew kickoff return
13			LeGarrette Blount run
21			Kerryon Johnson run
	67		Matthew Stafford to Golden Tate III
	21		Matthew Stafford to Kenny Golladay

49ERS

Run	Pass	Ret.	Description
28			Matt Breida run
	35		Jimmy Garoppolo to Dante Pettis
		90	D.J. Reed Jr. kickoff return
	20		Jimmy Garoppolo to Pierre Garçon
20			Matt Breida run
66t			Matt Breida run

9/23/18 AT KANSAS CITY

49ERS

Run	Pass	Ret.	Description
22			Matt Breida run
	35t		Jimmy Garoppolo to Kyle Juszczyk
	27		Jimmy Garoppolo to Kendrick Bourne
21			Matt Breida run
21			Matt Breida run
	23		Jimmy Garoppolo to George Kittle
16			Alfred Morris run
13			Matt Breida run
13			Jimmy Garoppolo run

CHIEFS

Run	Pass	Ret.	Description
11			Sammy Watkins run
	25		Patrick Mahomes to Travis Kelce
	42		Patrick Mahomes to Tyreek Hill
	21		Patrick Mahomes to Travis Kelce
10			Kareem Hunt run

9/30/18 AT LOS ANGELES CHARGERS

49ERS

Run	Pass	Ret.	Description
		32t	Antone Exum Jr. INT return
12			Matt Breida run
	20		C.J. Beathard to Marquise Goodwin
	23		C.J. Beathard to Pierre Garçon
	82t		C.J. Beathard to George Kittle
12			Matt Breida run
	20		C.J. Beathard to Matt Breida

CHARGERS

Run	Pass	Ret.	Description
	22		Philip Rivers to Antonio Gates
	22		Philip Rivers to Tyrell Williams
	22t		Philip Rivers to Austin Ekeler
		56	Desmond King II punt return
	24		Philip Rivers to Tyrell Williams
13			Melvin Gordon III run
		86	Trevor Williams INT return
13			Melvin Gordon III run
11			Austin Ekeler run
34			Melvin Gordon III run
15			Melvin Gordon III run



2018 SAN FRANCISCO 49ERS BIG PLAYS

Rushes of 10–yards or more; Pass completions of 20–yards or more; Returns of 30–yards or more

10/7/18 VS. ARIZONA

CARDINALS

Run	Pass	Ret.	Description
10	75t		Josh Rosen to Christian Kirk
			David Johnson run
		49	Patrick Peterson fumble return
	20		Josh Rosen to Larry Fitzgerald

49ERS

Run	Pass	Ret.	Description
17			Matt Breida run
	25		C.J. Beathard to Kyle Juszczyk
17			Matt Breida run
12			Alfred Morris run
	20		C.J. Beathard to Pierre Garçon
11			Alfred Morris run
12			Raheem Mostert run
	45		C.J. Beathard to George Kittle
		32	Richie James Jr. kickoff return
12			Kyle Juszczyk run

10/15/18 AT GREEN BAY

49ERS

Run	Pass	Ret.	Description
	22		C.J. Beathard to Kendrick Bourne
		30	D.J. Reed Jr. kickoff return
	67t		C.J. Beathard to Marquise Goodwin
	21		C.J. Beathard to Kyle Juszczyk
26			Raheem Mostert run
	30t		C.J. Beathard to Marquise Goodwin
11			C.J. Beathard run
13			Matt Breida run
10			Raheem Mostert run
17			Raheem Mostert run
		32	Richie James Jr. kickoff return

PACKERS

Run	Pass	Ret.	Description
	60		Aaron Rodgers to Marquez Valdes–Scantling
16			Aaron Jones run
	22		Aaron Rodgers to Lance Kendricks
	54		Aaron Rodgers to Jimmy Graham
13			Aaron Jones run
	30		Aaron Rodgers to Marquez Valdes–Scantling
	21		Aaron Rodgers to Jimmy Graham
	38		Aaron Rodgers to Davante Adams
14			Ty Montgomery run
21			Aaron Rodgers run

10/21/18 VS. LOS ANGELES RAMS

RAMS

Run	Pass	Ret.	Description
	21		Jared Goff to Robert Woods
	20		Jared Goff to Brandin Cooks
	32		Jared Goff to Robert Woods
18			Todd Gurley II run
	23		Jared Goff to Brandin Cooks
10			Malcolm Brown run
		36	JoJo Natson punt return

49ERS

Run	Pass	Ret.	Description
15			Raheem Mostert run
	23		C.J. Beathard to Raheem Mostert
11			Raheem Mostert run
13			C.J. Beathard run
	35		C.J. Beathard to George Kittle
	23		C.J. Beathard to George Kittle
16			Raheem Mostert run
	21		C.J. Beathard to George Kittle

10/28/18 AT ARIZONA

49ERS

Run	Pass	Ret.	Description
10			Matt Breida run
		31	Richie James Jr. kickoff return
	20		C.J. Beathard to George Kittle
	55t		C.J. Beathard to Marquise Goodwin
14			Raheem Mostert run
26			Alfred Morris run

CARDINALS

Run	Pass	Ret.	Description
	37		Josh Rosen to Larry Fitzgerald
13			David Johnson run
	20		Josh Rosen to Larry Fitzgerald



2018 SAN FRANCISCO 49ERS BIG PLAYS

Rushes of 10–yards or more; Pass completions of 20–yards or more; Returns of 30–yards or more

11/1/18 VS. OAKLAND

RAIDERS

Run	Pass	Ret.	Description
	20		Derek Carr to Doug Martin
17			Martavis Bryant run
10			Doug Martin run
	25		Derek Carr to Jalen Richard
	23		Derek Carr to Martavis Bryant
13			DeAndré Washington run

49ERS

Run	Pass	Ret.	Description
18			Matt Breida run
14			Raheem Mostert run
	24t		Nick Mullens to Pierre Garçon
	25		Nick Mullens to Pierre Garçon
	53		Nick Mullens to Richie James Jr.
	71		Nick Mullens to George Kittle
	52t		Raheem Mostert run
10			Raheem Mostert run
12			Matt Breida run
11			Alfred Morris run

11/12/18 VS. NEW YORK GIANTS

GIANTS

Run	Pass	Ret.	Description
18			Saquon Barkley run
		51	Corey Coleman kickoff return
	30		Eli Manning to Odell Beckham Jr.
	20t		Eli Manning to Odell Beckham Jr.
27			Sterling Shepard run
	31		Eli Manning to Evan Engram
	23		Eli Manning to Saquon Barkley

49ERS

Run	Pass	Ret.	Description
	22		Nick Mullens to George Kittle
20			Matt Breida run
23			Matt Breida run
	26		Nick Mullens to Marquise Goodwin

11/25/18 AT TAMPA BAY

49ERS

Run	Pass	Ret.	Description
33			Matt Breida run
10			George Kittle run
11			Matt Breida run
21			Matt Breida run
15			Matt Breida run
11			Matt Breida run
	25		Nick Mullens to Dante Pettis
	24		Nick Mullens to Matt Breida
10			Matt Breida run
	22		Nick Mullens to Dante Pettis
18			Jeff Wilson Jr. run

BUCCANEERS

Run	Pass	Ret.	Description
11			Peyton Barber run
	42		Jameis Winston to Mike Evans
14			Peyton Barber run
15			Jameis Winston run
	34		Jameis Winston to Mike Evans
	28t		Jameis Winston to Adam Humphries
20			Jacquizz Rodgers run

12/2/18 AT SEATTLE

49ERS

Run	Pass	Ret.	Description
11			Jeff Wilson Jr. run
11			Jeff Wilson Jr. run
	24		Nick Mullens to Jeff Wilson Jr.
	21		Nick Mullens to Matt Breida
		42	Richie James Jr. kickoff return
	26		Nick Mullens to Matt Breida
	28		Nick Mullens to George Kittle
	75t		Nick Mullens to Dante Pettis
33			Nick Mullens to Kendrick Bourne

SEAHAWKS

Run	Pass	Ret.	Description
	45		Russell Wilson to Jaron Brown
15			Rashaad Penny run
15			Chris Carson run
	52t		Russell Wilson to Tyler Lockett
		84	Tyler Lockett kickoff return
			Rashaad Penny run
20t			Rashaad Penny run
	21		Russell Wilson to Doug Baldwin
10			Tyler Lockett run
	27		Russell Wilson to Chris Carson
			Rashaad Penny run
19			Chris Carson run
23			Chris Carson run
		98t	Bobby Wagner INT return



2018 SAN FRANCISCO 49ERS BIG PLAYS

Rushes of 10–yards or more; Pass completions of 20–yards or more; Returns of 30–yards or more

12/9/18 VS. DENVER

BRONCOS

Run	Pass	Ret.	Description
11			Tim Patrick run
16			Case Keenum run
23			Royce Freeman run
	21		Case Keenum to Tim Patrick

49ERS

Run	Pass	Ret.	Description
	31		Nick Mullens to George Kittle
11			Jeff Wilson Jr. run
	52		Nick Mullens to George Kittle
	85t		Nick Mullens to George Kittle
	31		Nick Mullens to Dante Pettis

12/16/18 VS. SEATTLE

SEAHAWKS

Run	Pass	Ret.	Description
	28		Russell Wilson to Tyler Lockett
10			Chris Carson run
24			Chris Carson run
	35t		Russell Wilson to Doug Baldwin
21			Chris Carson run
26			Chris Carson run
	26		Russell Wilson to Doug Baldwin

49ERS

Run	Pass	Ret.	Description
		97t	Richie James Jr. kickoff return
	20		Nick Mullens to George Kittle
14			Jeff Wilson Jr. run
	26		Nick Mullens to Dante Pettis
	41t		Nick Mullens to Garrett Celek
	21		Nick Mullens to George Kittle
	20		Nick Mullens to Garrett Celek
	20		Nick Mullens to Matt Breida
	30		Nick Mullens to Dante Pettis
16			Jeff Wilson Jr. run

12/23/18 VS. CHICAGO

BEARS

Run	Pass	Ret.	Description
		30	Anthony Miller kickoff return
43			Mitchell Trubisky to Allen Robinson II
26			Mitchell Trubisky to Taquan Mizzell Sr.

49ERS

Run	Pass	Ret.	Description
11			Matt Breida run
	23		Nick Mullens to Trent Taylor
	35		Nick Mullens to George Kittle
	22		Nick Mullens to Kendrick Bourne
	25		Nick Mullens to Kendrick Bourne

12/30/18 AT LOS ANGELES RAMS

49ERS

Run	Pass	Ret.	Description
	20		Nick Mullens to Kendrick Bourne
51			Alfred Morris run
	22		Nick Mullens to Richie James Jr.
11			Alfred Morris run
	25		Nick Mullens to George Kittle
20			Alfred Morris run
	25		Nick Mullens to George Kittle
	43t		Nick Mullens to George Kittle

RAMS

Run	Pass	Ret.	Description
		47	Aqib Talib fumble return
11			C.J. Anderson run
12			C.J. Anderson run
	21		Jared Goff to Brandin Cooks
10			C.J. Anderson run
12			C.J. Anderson run
	36		Jared Goff to Tyler Higbee
	29t		Jared Goff to Josh Reynolds
11			C.J. Anderson run
13			C.J. Anderson run



THE LAST TIME ...

TEAM TOTALS

Won in Overtime

By 49ers:	12/16/18	49ers win vs. Seattle, 26–23
By Opponent:	10/8/17	Colts win at Indianapolis, 26–23
	1/22/12	Giants win vs. New York, 20–17 – NFC–C

Won by Scoring in the Last Two Minutes of Regulation

By 49ers:	12/17/17	49ers win vs. Tennessee, 25–23 (last score at 0:00)
	1/5/14	49ers win at Green Bay, 23–20 (last score at 0:00) – NFC–WC
By Opponent:	11/12/18	Giants win vs. New York, 27–23 (last score at 0:53)
	1/20/91	Giants win vs. New York, 15–13 (last score at 0:00) – NFC–C

Tied Game by Scoring in the Last Two Minutes of Regulation

By 49ers:	10/8/17	49ers loss at Indianapolis, 23–26 (OT) (tied game at 0:24)
By Opponent:	10/15/18	Packers win at Green Bay, 33–30 (tied game at 1:55)

Shutout

By 49ers:	9/12/16	49ers win vs. Los Angeles Rams, 28–0
	12/29/96	49ers win vs. Philadelphia, 14–0 – NFC–WC
By Opponent:	11/21/10	Buccaneers win vs. Tampa Bay, 21–0

Won by 20–or–More Points

By 49ers:	11/1/18	49ers win vs. Oakland, 34–3
	1/29/95	49ers win at San Diego, 49–26 – SB XXIX
By Opponent:	12/2/18	Seahawks win at Seattle, 43–16
	1/12/03	Buccaneers win at Tampa Bay, 31–6 – NFC–D

Won After Trailing by 20–or–More Points

By 49ers:	10/2/11	49ers win at Philadelphia, 24–23 (Eagles ahead 23–3 in 3rd Q)
	1/5/03	49ers win vs. New York, 39–38 (Giants ahead 38–14 in 3rd Q) – NFC–WC
By Opponent:	12/20/14	Chargers win vs. San Diego, 38–35 (OT) (49ers ahead 28–7 in 2nd Q)

Held a 28–or–More Point Lead

By 49ers:	11/1/18	49ers win vs. Oakland, 34–3 (49ers ahead 34–3 in 4th Q)
	1/29/95	49ers win vs. San Diego, 49–26 (49ers ahead 49–18 in 4th Q) – SB XXIX
By Opponent:	12/30/18	Rams win at Los Angeles, 48–32 (Rams ahead 48–17 in 4th Q)
	1/4/87	Giants win at New York, 49–3 (Giants ahead 49–3 in 4th Q) – NFC–D

Held a 21–or–More Point Lead

By 49ers:	11/1/18	49ers win vs. Oakland, 34–3 (49ers ahead 34–3 in 4th Q)
	1/12/13	49ers win vs. Green Bay, 45–31 (49ers ahead 45–24 in 4th Q) – NFC–D
By Opponent:	12/30/18	Rams win at Los Angeles, 48–32 (Rams ahead 48–24 in 4th Q)
	2/3/13	Ravens win vs. Baltimore, 34–31 (Ravens ahead 28–6 in 3rd Q) – SB XLVII

Scored 20–or–More Points in a Quarter

By 49ers:	12/24/17	49ers win vs. Jacksonville, 44–33 (21 points, 4th Q)
	1/15/94	49ers win vs. Dallas, 38–28 (21 points, 1st Q) – NFC–D
By Opponent:	9/23/18	Chiefs win at Kansas City, 38–27 (21 points, 2nd Q)
	1/12/03	Buccaneers win at Tampa Bay, 31–6 (21 points, 2nd Q) – NFC–D

Scored 20–or–More Points in a Half

By 49ers:	12/30/18	49ers loss at Los Angeles Rams, 32–48 (22 points, 2nd half)
	2/3/13	49ers loss vs. Baltimore, 31–34 (25 points, 2nd half) – SB XLVII
By Opponent:	12/30/18	Rams win at Los Angeles, 48–32, (31 points, 1st half)
	1/19/14	Seahawks win at Seattle, 23–17 (20 points, 2nd half) – NFC–C

Held Opponent without a Touchdown

By 49ers:	11/1/18	49ers win vs. Oakland, 34–3 (1 FG)
	12/29/96	49ers win vs. Philadelphia, 14–0 – NFC–WC
By Opponent:	12/23/18	Bears win vs. Chicago, 14–9 (3 FGs)
	1/12/03	Buccaneers win at Tampa Bay, 31–6 (2 FGs) – NFC–D

Touchdowns Scored by Offense and Defense

By 49ers:	9/30/18	49ers loss at Los Angeles Chargers, 27–29 (2 offense, 1 defense)
	1/3/98	49ers win vs. Minnesota, 38–22 (4 offense, 1 defense) – NFC–D
By Opponent:	12/30/18	Rams win at Los Angeles, 48–32 (5 offense, 1 defense)
	1/13/12	Packers loss vs. Green Bay, 31–45 (3 offense, 1 defense) – NFC–D



THE LAST TIME ...

TEAM TOTALS

Touchdowns Scored by Offense, Defense and Special Teams

By 49ers:	10/4/09	49ers win vs. St. Louis, 35–0 (2 offense, 2 defense, 1 special teams)
By Opponent:	9/23/07	Steelers win at Pittsburgh, 37–16 (2 offense, 1 defense, 1 special teams)

Safety Scored

By 49ers:	10/28/18	Penalty on Josh Rosen enforced in the end zone at Arizona
	2/3/13	<i>Sam Koch ran out of bounds in end zone, forced by Chris Culliver vs. Baltimore – SB XLVII</i>
By Opponent:	10/21/18	Cory Littleton blocked a punt out of bounds in end zone vs. Los Angeles Rams

Successful Two Point Conversion

By 49ers:	12/30/18	Nick Mullens to Trent Taylor at Los Angeles Rams
	1/5/03	<i>Jeff Garcia pass to Terrell Owens vs. New York Giants – NFC–WC</i>
By Opponent:	10/28/18	Josh Rosen to Larry Fitzgerald at Arizona
	1/14/12	<i>Drew Brees pass to Darren Sproles vs. New Orleans – NFC–D</i>

Failed Two Point Conversion Attempt

By 49ers:	12/2/18	Run failed from Nick Mullens at Seattle
	2/3/13	<i>Pass failed from Colin Kaepernick to Randy Moss vs. Baltimore – SB XLVII</i>
By Opponent:	10/22/17	Pass failed from Dak Prescott to Brice Butler vs. Dallas
	1/13/02	<i>Pass failed from Brett Favre to Bubba Franks at Green Bay – NFC–WC</i>

OFFENSIVE TOTALS

500–or–More Total Net Yards of Offense

By 49ers:	10/7/12	49ers win vs. Buffalo, 45–3 (621; 311 rushing, 310 passing)
	1/12/13	<i>49ers win vs. Green Bay, 45–31 (579; 323 rushing, 256 passing) – NFC–D</i>
By Opponent:	10/15/18	Packers win at Green Bay, 33–30 (521; 116 rushing, 405 passing)

400–or–More Total Net Yards of Offense

By 49ers:	12/2/18	49ers loss at Seattle, 16–43 (452; 66 rushing, 386 passing)
	2/3/13	<i>49ers loss vs. Baltimore, 31–34 (468; 182 rushing, 286 passing) – SB XLVII</i>
By Opponent:	11/25/18	Buccaneers win at Tampa Bay, 27–9 (412; 108 rushing, 304 passing)
	1/20/13	<i>Falcons loss at Atlanta, 24–28 (477; 81 rushing, 396 passing) – NFC–C</i>

300–or–More Net Yards Rushing by Team

By 49ers:	12/20/14	49ers loss vs. Chargers, 35–38 (OT) (355)
	1/12/13	<i>49ers win vs. Green Bay, 45–31 (323) – NFC–D</i>
By Opponent:	10/16/16	Bills win at Buffalo, 45–16 (312)

200–or–More Net Yards Rushing by Team

By 49ers:	12/11/16	49ers loss vs. New York Jets, 17–23 (OT) (248)
	1/12/13	<i>49ers win vs. Green Bay, 45–31 (323) – NFC–D</i>
By Opponent:	10/22/17	Cowboys win vs. Dallas, 40–10 (265)
	1/4/87	<i>Giants win at New York, 49–3 (216) – NFC–D</i>

Individual 200–Yard Rushing Game

By 49ers:	9/20/09	Frank Gore (16–207–2 TDs) vs. Seattle
By Opponent:	11/22/15	Thomas Rawls (30–209–1 TD) at Seattle

Individual 150–Yard Rushing Game

By 49ers:	12/11/16	Carlos Hyde (17–193) vs. New York Jets
	1/12/13	<i>Colin Kaepernick (16–181–2 TDs) vs. Green Bay – NFC–D</i>
By Opponent:	11/5/17	Adrian Peterson (37–159) vs. Arizona
	1/4/87	<i>Joe Morris (24–159–2 TDs) at New York Giants – NFC–D</i>

Individual 100–Yard Rushing Game

By 49ers:	12/30/18	Alfred Morris (16–111–1 TD) at Los Angeles Rams
	1/19/14	<i>Colin Kaepernick (11–130) at Seattle – NFC–C</i>
By Opponent:	12/30/18	C.J. Anderson (23–132–1 TD) at Los Angeles Rams
	1/19/14	<i>Marshawn Lynch (22–109–1 TD) at Seattle – NFC–C</i>

Two 100–Yard Rushers in the Same Game

By 49ers:	12/20/14	Frank Gore (26–158–1 TD) & Colin Kaepernick (7–151–1 TD) vs. San Diego
	1/12/13	<i>Colin Kaepernick (16–181–2 TDs) and Frank Gore (23–119–1 TD) vs. Green Bay – NFC–D</i>
By Opponent:	11/8/53	Skeets Quinlan (11–119) & Tank Younger (12–101–1 TD) at Los Angeles Rams



THE LAST TIME ...

OFFENSIVE TOTALS

Consecutive 100–Yard Rushing Games

By 49ers:	11/12/18–11/25/18	Matt Breida (17–101–1 TD) vs. New York Giants; Matt Breida (14–106) at Tampa Bay
By Opponent:	12/4/16–12/18/16	Jordan Howard (32–117–3 TDs) at Chicago; Bilal Powell (29–145–2 TDs) vs. New York Jets; Devonta Freeman (20–139–3 TDs) at Atlanta
	12/31/83–1/8/84	<i>Billy Sims (20–114–2 TDs) vs. Detroit – NFC–D; John Riggins (36–123–2 TDs) at Washington – NFC–C</i>

Combined 200–Yard Rushing by Two Players

By 49ers:	12/11/16	225 by Carlos Hyde (17–193) and Shaun Draughn (7–32–1 TD) vs. New York Jets
	1/12/13	300 by Colin Kaepernick (16–181–2 TDs) and Frank Gore (23–119–1 TD) vs. Green Bay – NFC–D
By Opponent:	10/22/17	208 by Ezekiel Elliott (26–147–2 TDs) and Rod Smith (8–61) vs. Dallas

Individual with 30–or–More Carries

By 49ers:	10/30/11	Frank Gore (31–134) vs. Cleveland
By Opponent:	11/5/17	Adrian Peterson (37–159) vs. Arizona
	1/8/84	<i>John Riggins (36–123) at Washington – NFC–C</i>

Individual with 25–or–More Carries

By 49ers:	9/21/17	Carlos Hyde (25–84–2 TDs) vs. Los Angeles Rams
	1/3/98	<i>Terry Kirby (25–120) vs. Minnesota – NFC–D</i>
By Opponent:	11/5/17	Adrian Peterson (37–159) vs. Arizona
	1/5/03	<i>Tiki Barber (26–115) vs. New York Giants – NFC–WC</i>

Rushing Play of 80–or–More Yards

By 49ers:	12/20/14	90t, Colin Kaepernick vs. San Diego
	1/1/89	80t, Roger Craig vs. Minnesota – NFC–D
By Opponent:	12/9/07	84t, Chester Taylor vs. Minnesota

Rushing Play of 60–or–More Yards

By 49ers:	9/16/18	66t, Matt Breida vs. Detroit
	1/1/89	80t, Roger Craig vs. Minnesota – NFC–D
By Opponent:	11/6/15	75t, Mark Ingram vs. New Orleans

Rushing Play of 40–or–More Yards

By 49ers:	12/30/18	51, Alfred Morris at Los Angeles Rams
	1/19/14	58, Colin Kaepernick at Seattle – NFC–C
By Opponent:	10/22/17	45, Rod Smith vs. Dallas
	1/19/14	40t, Marshawn Lynch at Seattle – NFC–C

Individual with Two–or–More Rushing Touchdowns

By 49ers:	12/31/17	Carlos Hyde (15–88–2 TDs) at Los Angeles Rams
	1/20/13	Frank Gore (21–90–2 TDs) at Atlanta – NFC–C
By Opponent:	10/21/18	Todd Gurley II (15–63–2 TDs) vs. Los Angeles Rams
	1/12/03	Mike Alstott (17–60–2 TDs) at Tampa Bay – NFC–D

400 Net Yards Passing by Team

By 49ers:	9/8/13	49ers win vs. Green Bay, 34–28 (404)
By Opponent:	10/15/18	Packers win at Green Bay, 33–30 (405)
	1/14/12	<i>Saints loss vs. New Orleans, 32–36 (435) – NFC–D</i>

300 Net Yards Passing by Team

By 49ers:	12/9/18	49ers win vs. Denver, 20–14 (305)
	1/5/03	49ers win vs. New York Giants, 39–38 (356) – NFC–WC
By Opponent:	11/25/18	Buccaneers win at Tampa Bay, 27–9 (304)
	1/20/13	Falcons loss at Atlanta, 24–28 (396) – NFC–C

Individual with 50–or–More Pass Attempts

By 49ers:	10/7/18	C.J. Beathard (54–34–349–2 INTs–2 TDs) vs. Arizona
	1/6/96	Steve Young (65–32–328–2 INTs–0 TDs) vs. Green Bay – NFC–D
By Opponent:	9/16/18	Matthew Stafford (53–34–347–0 INTs–3 TDs) vs. Detroit
	1/22/12	Eli Manning (58–32–316–0 INTs–2 TDs) vs. New York Giants – NFC–C

Individual with 40–or–More Pass Attempts

By 49ers:	12/2/18	Nick Mullens (48–30–414–1 INT–2 TDs) at Seattle
	1/14/12	Alex Smith (42–24–299–0 INTs–3 TDs) vs. New Orleans – NFC–D
By Opponent:	12/9/18	Case Keenum (42–24–186–0 INTs–1 TD) vs. Denver
	1/20/13	Matt Ryan (42–30–396–1 INT–3 TDs) at Atlanta – NFC–C



THE LAST TIME ...

OFFENSIVE TOTALS

Individual with 30–or–More Pass Completions

By 49ers:	12/2/18	Nick Mullens (48–30–414–1 INT–2 TDs) at Seattle
	1/6/96	Steve Young (65–32–328–2 INTs–0 TD) vs. Green Bay – NFC–D
By Opponent:	9/16/18	Matthew Stafford (53–34–347–0 INTs–3 TDs) vs. Detroit
	1/20/13	Matt Ryan (42–30–396–1 INT–3 TDs) at Atlanta – NFC–C

Individual with 25–or–More Pass Completions

By 49ers:	12/2/18	Nick Mullens (48–30–414–1 INT–2 TDs) at Seattle
	1/5/03	Jeff Garcia (44–27–331–1 INT–3 TDs) vs. New York Giants – NFC–WC
By Opponent:	12/23/18	Mitchell Trubisky (29–25–246–0 INTs–1 TD) vs. Chicago
	1/20/13	Matt Ryan (42–30–396–1 INT–3 TDs) at Atlanta – NFC–C

No Sacks Allowed

By 49ers:	11/12/18	49ers loss vs. New York Giants, 23–27 (39 attempts – Nick Mullens)
	1/5/03	49ers win vs. New York Giants, 39–38 (44 attempts – Jeff Garcia) – NFC–WC
By Opponent:	12/30/18	Rams win at Los Angeles, 48–32 (26 attempts – Jared Goff, 3 attempts – Sean Mannion)
	1/7/95	Bears loss vs. Chicago, 15–44 (19 attempts – Steve Walsh) – NFC–D

Individual 300–Yard Passing Game

By 49ers:	12/9/18	Nick Mullens (33–20–332–1 INT–2 TDs) vs. Denver
	2/3/13	Colin Kaepernick (28–16–302–1 INT–1 TD) vs. Baltimore – SB XLVII
By Opponent:	11/25/18	Jameis Winston (38–29–312–0 INTs–2 TDs) at Tampa Bay
	1/20/13	Matt Ryan (42–30–396–1 INT–3 TDs) at Atlanta – NFC–C

Consecutive 300–Yard Passing Games

By 49ers:	12/2/18–12/9/18	Nick Mullens (48–30–414–1 INT–2 TDs) at Seattle; Nick Mullens (33–20–332–1 INT–2 TDs) vs. Denver
By Opponent:	9/16/18–9/23/18	Matthew Stafford (53–34–347–0 INTs–3 TDs) vs. Detroit; Patrick Mahomes (38–24–314–0 INTs–3 TDs) at Kansas City
	1/14/12–1/22/12	Drew Brees (63–40–462–2 INTs–4 TDs) vs. New Orleans – NFC–D; Eli Manning (58–32–316–0 INTs–2 TDs) vs. New York Giants – NFC–C

Individual with Four–or–More Touchdown Passes

By 49ers:	12/16/12	Colin Kaepernick (25–14–216–1 INT–4 TDs) at New England
	1/29/95	Steve Young (36–24–325–0 INTs–6 TDs) at San Diego – SB XXIX
By Opponent:	12/30/18	Jared Goff (26–15–199–0 INTs–4 TDs) at Los Angeles Rams
	1/14/12	Drew Brees (63–40–462–2 INTs–4 TDs) vs. New Orleans – NFC–D

Individual with Three–or–More Touchdown Passes

By 49ers:	12/30/18	Nick Mullens (33–23–282–3 INTs–3 TDs) at Los Angeles Rams
	1/14/12	Alex Smith (42–24–299–0 INTs–3 TDs) vs. New Orleans – NFC–D
By Opponent:	12/30/18	Jared Goff (26–15–199–0 INTs–4 TDs) at Los Angeles Rams
	2/3/13	Joe Flacco (33–22–287–0 INTs–3 TDs) vs. Baltimore – SB XLVII

Individual with 10–or–More Receptions

By 49ers:	12/17/17	Marquise Goodwin (10–114) vs. Tennessee
	1/6/96	Jerry Rice (11–117) vs. Green Bay – NFC–D
By Opponent:	10/15/18	Davante Adams (10–132–2 TDs) at Green Bay
	1/20/13	Julio Jones (11–182–2 TDs) at Atlanta – NFC–C

Individual with 150–Yard Receiving Game

By 49ers:	12/9/18	George Kittle (7–210–1 TD) vs. Denver
	1/14/12	Vernon Davis (7–180–2 TDs) vs. New Orleans – NFC–D
By Opponent:	10/8/17	T.Y. Hilton (7–177) at Indianapolis
	1/20/13	Julio Jones (11–182–2 TDs) at Atlanta – NFC–C

Individual with 100–Yard Receiving Game

By 49ers:	12/30/18	George Kittle (9–149–1 TD) at Los Angeles Rams
	1/12/14	Anquan Boldin (8–136) at Carolina – NFC–D
By Opponent:	11/25/18	Mike Evans (6–116) at Tampa Bay
	1/19/14	Doug Baldwin (6–106) at Seattle – NFC–C

Two 100–Yard Receivers in the Same Game

By 49ers:	10/7/12	Michael Crabtree (6–113–1 TD) & Vernon Davis (5–106) vs. Buffalo
	2/3/13	Michael Crabtree (5–109–1 TD) & Vernon Davis (6–104) vs. Baltimore – SB XLVII
By Opponent:	10/15/18	Davante Adams (10–132–2 TDs), Jimmy Graham (5–104) & Marquez Valdes-Scantling (3–103) at Green Bay
	1/20/13	Julio Jones (11–182–2 TDs) & Roddy White (7–100) at Atlanta – NFC–C



THE LAST TIME ...

OFFENSIVE TOTALS

Consecutive 100–Yard Receiving Games

By 49ers:	12/2/18–12/9/18 1/14/12–1/12/14	Dante Pettis (5–129–2 TDs) at Seattle; George Kittle (7–210–1 TD) vs. Denver Vernon Davis (7–180–2 TDs) vs. New Orleans – NFC–D; V. Davis (3–112–2 TDs) vs. New York Giants – NFC–C; Michael Crabtree (9–119–2 TDs) vs. Green Bay – NFC–D; Vernon Davis (5–106–1 TD) at Atlanta – NFC–C; Michael Crabtree (5–109–1 TD) & Vernon Davis (6–104) vs. Baltimore – SB XLVII; Michael Crabtree (8–125) at Green Bay – NFC–WC; Anquan Boldin (8–136) at Carolina – NFC–D
By Opponent:	9/9/18–9/23/18 1/12/14–1/19/14	Adam Thielen (6–102) at Minnesota; Golden Tate (7–109) vs. Detroit; Travis Kelce (8–114) at Kansas City Ted Ginn, Jr. (4–104) at Carolina – NFC–D; Doug Baldwin (6–106) at Seattle – NFC–C

Pass Play of 80–or–More Yards

By 49ers:	12/9/18	85t, Nick Mullens to George Kittle vs. Denver
By Opponent:	10/11/09	90t, Matt Ryan to Roddy White vs. Atlanta

Pass Play of 60–or–More Yards

By 49ers:	12/9/18 1/22/12	85t, Nick Mullens to George Kittle vs. Denver 73t, Alex Smith to Vernon Davis vs. New York Giants – NFC–C
By Opponent:	10/15/18 1/14/12	60, Aaron Rodgers to Marquez Valdes–Scantling at Green Bay 66t, Drew Brees to Jimmy Graham vs. New Orleans – NFC–D

Pass Play of 40–or–More Yards

By 49ers:	12/30/18 1/12/14	43t, Nick Mullens to George Kittle at Los Angeles Rams 45, Colin Kaepernick to Anquan Boldin at Carolina – NFC–D
By Opponent:	12/23/18 1/19/14	43, Mitchell Trubisky to Allen Robinson II vs. Chicago 51, Russell Wilson to Doug Baldwin at Seattle – NFC–C

Individual with Three–or–More Touchdown Receptions

By 49ers:	10/25/09 1/29/95	Vernon Davis (7–93–3 TDs) at Houston Jerry Rice (10–149–3 TDs) at San Diego – SB XXIX
By Opponent:	9/14/14 1/5/03	Brandon Marshall (5–48–3 TDs) vs. Chicago Amani Toomer (8–136–3 TDs) vs. New York Giants – NFC–WC

Individual with Two–or–More Touchdown Receptions

By 49ers:	12/2/18 1/12/13	Dante Pettis (5–129–2 TDs) at Seattle Michael Crabtree (9–119–2 TDs) vs. Green Bay – NFC–D
By Opponent:	12/30/18 1/20/13	Brandin Cooks (5–62–2 TDs) & Josh Reynolds (4–55–2 TDs) at Los Angeles Rams Julio Jones (11–182–2 TDs) at Atlanta – NFC–C

Led Team in Both Rushing and Receiving Yards in the Same Game

By 49ers:	11/5/17 1/15/94	Carlos Hyde (12–41 rushing, 9–84 receiving) vs. Arizona Ricky Watters (24–118 rushing, 5–46 receiving) vs. New York Giants – NFC–D
By Opponent:	10/22/17	Ezekiel Elliott (26–147–2 TDs rushing, 1–72–1 TD receiving) vs. Dallas

100–Yard Rusher & Receiver in the Same Game

By 49ers:	12/30/18 2/3/13	Alfred Morris (16–111–1 TD) & George Kittle (9–149–1 TD) at Los Angeles Rams Frank Gore (19–110–1 TD), Michael Crabtree (5–109–1 TD) & Vernon Davis (6–104) vs. Baltimore – SB XLVII
By Opponent:	9/21/17 1/19/14	Todd Gurley II (28–113–2 TDs), Robert Woods (6–108) & Sammy Watkins (6–106–2 TDs) vs. Los Angeles Rams Marshawn Lynch (22–109–1 TD) & Doug Baldwin (6–106) at Seattle – NFC–C

100–Yard Rusher, 100–Yard Receiver & 300–Yard Passer in the Same Game

By 49ers:	10/7/12 2/3/13	Frank Gore (14–106–1 TD), Michael Crabtree (6–113–1 TD), Vernon Davis (5–106) & Alex Smith (24–18–303–0 INTs–3 TDs) vs. Buffalo Frank Gore (19–110–1 TD), Michael Crabtree (5–109–1 TD), Vernon Davis (6–104) & Colin Kaepernick (28–16–302–1 INT–1 TD) vs. Baltimore – SB XLVII
By Opponent:	9/18/16 1/5/03	Fozzy Whittaker (16–100), Kelvin Benjamin (7–108–2 TDs), Greg Olsen (5–122–1 TD) & Cam Newton (40–24–353–1 INT–4 TDs) at Carolina Tiki Barber (26–115–1 TD), Amani Toomer (8–136–3 TDs) & Kerry Collins (43–29–342–1 INT–4 TDs) vs. New York Giants – NFC–WC

Individual with at Least One Rushing and One Receiving Touchdown in the Same Game

By 49ers:	11/12/18 1/29/95	Matt Breida (17–101–1 TD rushing, 3–31–1 TD receiving) vs. New York Giants Ricky Watters (15–47–1 TD rushing, 3–61–2 TDs receiving) at San Diego – SB XXIX
By Opponent:	10/21/18 1/23/94	Todd Gurley II (15–63–2 TDs rushing, 4–23–1 TD receiving) vs. Los Angeles Rams Emmitt Smith (23–88–1 TD rushing, 7–85–1 TD receiving) at Dallas – NFC–C



THE LAST TIME ...

OFFENSIVE TOTALS

Individual with at Least One Rushing Touchdown and One Touchdown Pass in the Same Game

By 49ers:	10/7/18	C.J. Beathard (54–34–349–2 INTs–2 TDs passing, 2–7–1 TD rushing) vs. Arizona
	1/12/14	Colin Kaepernick (28–15–196–0 INTs–1 TD passing, 8–15–1 TD rushing) at Carolina – NFC–D
By Opponent:	11/26/17	Russell Wilson (34–20–228 –1 INT–2 TDs passing, 7–25–1 TD rushing)

No Turnovers

By 49ers:	11/1/18	49ers win vs. Oakland, 34–3
	1/12/14	49ers win at Carolina, 23–10 – NFC–D
By Opponent:	12/30/18	Rams win at Los Angeles, 48–32
	1/5/14	Packers loss at Green Bay, 20–23 – NFC–WC

Touchdown Scored on First Drive

By 49ers:	11/1/18	49ers win vs. Oakland, 34–3
	1/5/03	49ers win vs. New York Giants, 39–38 – NFC–WC
By Opponent:	12/30/18	Rams win at Los Angeles, 48–32
	2/3/13	Ravens win vs. Baltimore, 34–31 – SB XLVII

DEFENSIVE TOTALS

Held Opponent Under 200 Net Yards of Total Offense

By 49ers:	12/3/17	49ers win at Chicago, 15–14 (147; 62 rushing, 85 passing)
	1/15/94	49ers win vs. New York Giants, 44–3 (194; 41 rushing, 153 passing) – NFC–D
By Opponent:	12/4/16	Bears win at Chicago, 26–6 (147; 141 rushing, 6 passing)
	1/4/97	Packers win at Green Bay, 35–14 (196; 68 rushing, 128 passing) – NFC–D

Held Opponent Under 300 Net Yards of Total Offense

By 49ers:	12/9/18	49ers win vs. Denver, 20–14 (274; 103 rushing, 171 passing)
	1/5/14	49ers win at Green Bay, 23–20 (281; 124 rushing, 157 passing) – NFC–WC
By Opponent:	12/23/18	Bears win vs. Chicago, 14–9 (279; 47 rushing, 232 passing)
	1/12/03	Buccaneers win at Tampa Bay, 31–6 (228; 62 rushing, 166 passing) – NFC–D

Held Opponent Under 50 Yards Rushing

By 49ers:	11/8/15	49ers win vs. Atlanta, 17–16 (17)
	1/14/12	49ers win vs. New Orleans, 36–32 (37) – NFC–D
By Opponent:	12/23/18	Bears win vs. Chicago, 14–9 (47)
	1/11/98	Packers win vs. Green Bay, 23–10 (33) – NFC–C

Held Opponent Under 75 Yards Rushing

By 49ers:	10/7/18	49ers loss vs. Arizona, 18–28 (56)
	1/14/12	49ers win vs. New Orleans, 36–32 (37) – NFC–D
By Opponent:	12/23/18	Bears win vs. Chicago, 14–9 (47)
	1/12/03	Buccaneers win vs. Tampa Bay, 31–6 (62) – NFC–D

Held Opponent Under 100 Yards Rushing

By 49ers:	12/23/18	49ers loss vs. Chicago, 9–14 (90)
	1/12/14	49ers win at Carolina, 23–10 (93) – NFC–D
By Opponent:	12/23/18	Bears win vs. Chicago, 14–9 (47)
	1/12/03	Buccaneers win vs. Tampa Bay, 31–6 (62) – NFC–D

Held Opponent Under 100 Net Yards Passing

By 49ers:	12/3/17	49ers win at Chicago, 15–14 (85)
	1/4/97	49ers loss at Green Bay, 35–14 (71) – NFC–D
By Opponent:	9/17/17	Seahawks win at Seattle, 12–9 (89)

Held Opponent Under 150 Net Yards Passing

By 49ers:	11/1/18	49ers win vs. Oakland, 34–3 (140)
	1/4/97	49ers loss at Green Bay, 14–35 (71) – NFC–D
By Opponent:	10/21/18	Rams win vs. Los Angeles Rams, 39–10 (121)
	1/19/14	Seahawks win at Seattle, 23–17 (147) – NFC–C

Interception Return for a Touchdown

By 49ers:	9/30/18	Antone Exum Jr., 32 (QB Philip Rivers) at Los Angeles Chargers
	1/3/98	Ken Norton, 23 (QB Randall Cunningham) vs. Minnesota – NFC–D
By Opponent:	12/30/18	Cory Littleton, 19 (QB Nick Mullens) at Los Angeles Rams
	1/12/13	Sam Shields, 52 (QB Colin Kaepernick) vs. Green Bay – NFC–D



THE LAST TIME ...

DEFENSIVE TOTALS

Individual with Three–or–More Interceptions

By 49ers:	10/8/06	Walt Harris (1–Andrew Walter, 2–Marcus Tuiasosopo) vs. Oakland
By Opponent:	11/20/77	Bill Simpson (1–Scott Bull, 2–Jim Plunkett) vs. Los Angeles Rams

Individual with Two–or–More Interceptions

By 49ers:	11/16/14	Chris Borland (2 – QB Eli Manning) at New York Giants
	1/15/95	<i>Eric Davis (2 – QB Troy Aikman) vs. Dallas – NFC–C</i>
By Opponent:	12/30/18	Cory Littleton (2 – QB Nick Mullens) at Los Angeles Rams
	1/9/99	<i>William White (2 – QB Steve Young) at Atlanta – NFC–D</i>

Seven–or–More Sacks by Team

By 49ers:	11/1/18	49ers win vs. Oakland, 34–3 (8)
	1/6/85	<i>49ers win vs. Chicago, 23–0 (9) – NFC–C</i>
By Opponent:	10/21/18	Rams win vs. Los Angeles Rams, 39–10 (7)

Six–or–More Sacks by Team

By 49ers:	11/1/18	49ers win vs. Oakland, 34–3 (8)
	1/22/12	<i>49ers loss vs. New York Giants, 17–20 (OT) (6) – NFC–C</i>
By Opponent:	10/21/18	Rams win vs. Los Angeles Rams, 39–10 (7)

Five–or–More Sacks by Team

By 49ers:	11/1/18	49ers win vs. Oakland, 34–3 (8)
	1/12/14	<i>49ers win at Carolina, 23–10 (5) – NFC–D</i>
By Opponent:	10/21/18	Rams win vs. Los Angeles Rams, 39–10 (7)

Individual with Three–or–More Sacks

By 49ers:	11/19/12	Aldon Smith (5.5 sacks of QB Jason Campbell) vs. Chicago
	1/9/93	<i>Pierce Holt (3.0 of QB Mark Rypien) vs. Washington – NFC–D</i>
By Opponent:	10/21/18	Aaron Donald (4.0 of QB C.J. Beathard) vs. Los Angeles Rams
	1/17/93	<i>Tony Casillas (3.0 of QB Steve Young) vs. Dallas – NFC–C</i>

Individual with Two–or–More Sacks

By 49ers:	12/23/18	Cassius Marsh (2.0 of QB Mitchell Trubisky) vs. Chicago
	1/19/14	<i>Aldon Smith (2.0 of QB Russell Wilson) at Seattle – NFC–C</i>
By Opponent:	12/16/18	Jarran Reed (2.0 of QB Nick Mullens) vs. Seattle
	2/3/13	<i>Paul Kruger (2.0 of QB Colin Kaepernick) vs. Baltimore – SB XLVII</i>

Fumble Recovered for Touchdown

By 49ers:	9/7/14	Chris Culliver recovered a DeMarco Murray fumble and returned it 35 yards at Dallas
	12/26/71	<i>Bob Hoskins recovered a Bruce Gossett fumble in end zone vs. Washington – NFC–D</i>
By Opponent:	10/7/18	Josh Bynes recovered a C.J. Beathard fumble and returned it 23 yards vs. Arizona
	1/4/97	<i>Antonio Freeman recovered an Edgar Bennet fumble in end zone at Green Bay – NFC–D</i>

SPECIAL TEAMS TOTALS

Kickoff Return for a Touchdown

By 49ers:	12/16/18	Richie James Jr., 97 yards vs. Seattle
	1/11/98	<i>Chuck Levy, 95 yards vs. Green Bay – NFC–C</i>
By Opponent:	12/12/10	Leon Washington, 92 yards vs. Seattle
	2/3/13	<i>Jacoby Jones, 108 yards vs. Baltimore – SB XLVII</i>

Kickoff Return for a Touchdown on the Opening Kickoff

By 49ers:	11/10/08	Allen Rossum, 104 yards at Arizona
	12/23/72	<i>Vic Washington, 97 yards vs. Dallas – NFC–D</i>
By Opponent:	(could not find an instance when it occurred)	

Punt Return for a Touchdown

By 49ers:	9/11/11	Ted Ginn Jr., 55 yards vs. Seattle
By Opponent:	12/3/17	Tarik Cohen, 61 yards at Chicago
	1/4/97	<i>Desmond Howard, 71 yards at Green Bay – NFC–D</i>



THE LAST TIME ...

SPECIAL TEAMS TOTALS

Blocked Punt Recovered for Touchdown

By 49ers:	10/3/10	Taylor Mays recovered Michael Koenen's punt (blocked by Dominique Zeigler) in the end zone at Atlanta
By Opponent:	9/28/14	Brad Smith recovered Andy Lee's punt (blocked by Trey Burton) in the end zone vs. Philadelphia

Blocked Punt

By 49ers:	9/14/14	Aaron Lynch blocked Patrick O'Donnell's punt vs. Chicago
	1/6/90	Spencer Tillman blocked Bucky Scribner's punt vs. Minnesota – NFC–D
By Opponent:	10/21/18	Cory Littleton blocked Bradley Pinion's punt vs. Los Angeles Rams
	12/16/71	Jon Jaqua blocked Steve Spurrier's punt vs. Washington – NFC–D

Blocked PAT

By 49ers:	1/1/17	Chris Jones blocked a PAT attempt by Steven Hauschka vs. Seattle
By Opponent:	12/24/17	Jalen Myrick blocked a PAT attempt by Robbie Gould vs. Jacksonville

Missed (not blocked) PAT

By 49ers:	11/25/18	Robbie Gould at Tampa Bay
By Opponent:	12/16/18	Sebastian Janikowski vs. Seattle

Blocked Field Goal

By 49ers:	1/3/16	Dontae Johnson blocked a 48-yard attempt by Greg Zuerlein vs. St. Louis
By Opponent:	10/29/17	Derek Barnett blocked a 27-yard attempt by Robbie Gould at Philadelphia

Blocked Field Goal returned for a TD

By 49ers:	9/27/09	Nate Clements, 59-yard return after Ray McDonald blocked a 44-yard attempt by Ryan Longwell at Minnesota
By Opponent:	12/23/12	Richard Sherman, 90-yard return after Red Bryant blocked a 21-yard attempt by David Akers at Seattle

Individual with Five–or–More Field Goals

By 49ers:	12/17/17	Robbie Gould (6–6) vs. Tennessee
By Opponent:	10/2/05	Neil Rackers (6–6) at Arizona
	1/20/91	Matt Bahr (5–6) vs. New York Giants – NFC–C

Individual with Four–or–More Field Goals

By 49ers:	12/16/18	Robbie Gould (4–4) vs. Seattle
	1/24/82	Ray Wersching (4–4) at Cincinnati – SB XVI
By Opponent:	10/15/18	Mason Crosby (4–4) at Green Bay
	1/20/91	Matt Bahr (5–6) vs. New York Giants – NFC–C

Individual with Three–or–More Field Goals

By 49ers:	12/23/18	Robbie Gould (3–3) vs. Chicago
	1/12/14	Phil Dawson (3–3) at Carolina – NFC–D
By Opponent:	10/21/18	Greg Zuerlein (3–3) vs. Los Angeles Rams
	1/19/14	Steven Hauschka (3–3) at Seattle – NFC–C

Successful Onside Kick

By 49ers:	9/21/17	Robbie Gould kick recovered by Raheem Mostert vs. Los Angeles Rams (4th Q)
By Opponent:	12/24/17	Josh Lambo kick recovered by Lerentee McCray vs. Jacksonville (4th Q)

Failed Onside Kick Attempt

By 49ers:	12/30/18	Robbie Gould kick recovered by Josh Reynolds at Los Angeles Rams (4th Q)
By Opponent:	12/24/17	Josh Lambo kick out of bounds vs. Jacksonville (4th Q)
	1/12/13	Mason Crosby kick recovered by Delanie Walker vs. Green Bay (4th Q) – NFC–D



SUNDAY, SEPTEMBER 9
SAN FRANCISCO 16, MINNESOTA 24
U.S. BANK STADIUM



The 49ers fell to the Minnesota Vikings, 24–16, in the first game of the 2018 regular season at U.S. Bank Stadium in Minneapolis. After both team's opening drives ended in punts, the Vikings struck first with a 48–yd. FG by Minnesota K Daniel Carlson. San Francisco was forced to punt on the ensuing drive and the Vikings increased their lead as Minnesota QB Kirk Cousins connected with WR Stefon Diggs on a 22–yd. TD. The 49ers then took the ball and responded with a 7–play, 51–yd. drive that resulted in a 42–yd. FG by K Robbie Gould. The teams traded possessions before rookie LB Fred Warner popped the ball loose from Vikings RB Dalvin Cook which was recovered by CB Richard Sherman. The 49ers drove down the field but RB Alfred Morris fumbled at the 1–yd. line and entered halftime with Minnesota holding on to a 10–3 lead. After both teams traded punts to open the second half, Minnesota CB Mike Hughes intercepted a Garoppolo pass and returned the ball 28 yds. for a TD to push their lead to 17–3. The 49ers responded on the first play of the following drive, as Garoppolo found FB Kyle Juszczyk for a career–long 56–yd. reception to place the 49ers offense at Minnesota's 19–yd. line. The 49ers offense could not punch it in, but Gould converted on a 33–yd. FG, his 2nd of the day, narrowing the Minnesota lead to 17–6. The Vikings answered right back as Cousins found Minnesota TE Kyle Rudolph for a 11–yd. TD pass and extended the home team's advantage to 24–6. Looking to make a 4th quarter push, Garoppolo led the team on a 75–yd. drive that was capped off by a 22–yd. TD recept. by rookie WR Dante Pettis, which marked the first catch and TD of his career. Pettis' 22–yd. recept. marked the first time a member of the 49ers saw their first career recept. result in a TD since 2006 [TE Vernon Davis – at Arz. (9/10/06)]. The teams traded possessions to open the fourth quarter before Gould connected on a 22–yd. FG, his 3rd of the day to pull the 49ers within one score. The conversion also pushed Gould's streak of converted field goals to 26, 2nd in franchise history behind K Phil Dawson (27 FGM from 10/6/13 – 12/29/13). With the Vikings clinging to a 24–16 lead, the 49ers defense held their ground and forced Minnesota to punt with 1:49 remaining in the contest, but Minnesota S Harrison Smith stepped in front of a Garoppolo pass on the 2nd play of the drive and spoiled the 49ers' chance at a game–tying drive.

NOTES: **DL DeForest Buckner** set a career high with 2.5 sacks on the day ... His 2.5 sacks were the most by a 49ers defender since 11/19/12 (LB Aldon Smith – 5.5 sacks vs. Chi.). His 2.5 sacks were the most by a 49ers player in Week 1 since 9/11/05 [DT Bryant Young (3.0 sacks) and LB Julian Peterson (2.5 sacks) vs. StL] ... In his NFL debut, LB **Fred Warner** notched 12 tackles, 1 FF and 1 PD. He became the first member of the 49ers to register 10–or–more tackles, 1–or–more FF and 1–or–more PD in a game since 2013 [LB NaVorro Bowman – at Arz. (12/29/13)] ... FB **Kyle Juszczyk** connected on a career–long 56–yd. recept. from QB Jimmy Garoppolo ... WR **Dante Pettis** registered a 22–yd. TD recept. from QB Jimmy Garoppolo for his 1st career recept. and 1st career TD. **Pettis' 22–yd. recept.** marked the first time a member of the 49ers saw their first career recept. result in a TD since 2006 [TE Vernon Davis – at Arz. (9/10/06)] ... **K Robbie Gould** converted all 3 FGAs on the day from 42, 33 and 22 yds. **Gould** extended his streak of consecutive FGAs successfully made to 26, which ranks 2nd in franchise history behind K Phil Dawson (27 FGM from 10/6/13 – 12/29/13) ... DL **Ronald Blair III** shared a sack with DL DeForest Buckner, pushing his career sack total to 5.5.

	1st	2nd	3rd	4th	Pts
San Francisco	0	3	10	3	16
Minnesota	3	7	14	0	24

MIN – D. Carlson, 48 FG (7–40, 3:21)
MIN – S. Diggs, 22 pass from K. Cousins (D. Carlson) (6–53, 2:32)
SF – R. Gould, 42 FG (7–51, 1:57)
MIN – M. Hughes, 28 INT return (D. Carlson)
SF – R. Gould, 33 FG (5–60, 1:26)
MIN – K. Rudolph, 11 pass from K. Cousins (D. Carlson) (9–75, 4:53)
SF – D. Pettis, 22 pass from J. Garoppolo (R. Gould) (7–75, 3:51)
SF – R. Gould, 22 FG (11–82, 5:34)

TEAM STATISTICS	SF	MIN
First Downs	20	19
Net Yards Gained	327	343
Rushes/Yards	25/90	32/116
Net Yards Passing	237	227
Att/Comp/INT	33/15/3	36/20/0
Sacked/Yards Lost	3/24	3/17
Punts/Average	4/43.5	6/38.3
Fumbles/Lost	2/1	1/1
Penalties/Yards	3/21	7/52
Time of Possession	28:51	31:09
3rd Down Efficiency	5/13 (38%)	7/17 (41%)

RUSHING: 49ERS – M. Breida 11–46, A. Morris 12–38, J. Garoppolo 2–6 ... **VIKINGS** – L. Murray 11–42, D. Cook 16–40, K. Cousins 4–26, S. Diggs 1–8.

RECEIVING: 49ERS – G. Kittle 5–90, T. Taylor 4–28, D. Pettis 2–61–1 TD, P. Garçon 2–21, K. Juszczyk 1–56, M. Breida 1–5 ... **VIKINGS** – A. Thielen 6–102, D. Cook 6–55, S. Diggs 3–43–1 TD, L. Treadwell 2–18, K. Rudolph 1–11–1 TD, D. Morgan 1–9, T. Conklin 1–6.

PASSING: 49ERS – J. Garoppolo 33–15–261–3–1 TD. ... **VIKINGS** – K. Cousins 36–20–244–0–2 TDs.

INTs: 49ERS – None ... **VIKINGS** – M. Hughes 1–28–1 TD, H. Smith 1–14, X. Rhodes 1–3.

SACKS: 49ERS – D. Buckner 2.5–16, R. Blair III 0.5–1 ... **VIKINGS** – H. Smith 1–10, D. Hunter 1–5, E. Griffen 0.5–4.5, S. Richardson 0.5–4.5.

49ERS TURNOVER RATIO: –3 (SF: 1 fumble, 3 INTs/MIN: 1 fumble, 0 INTs).

Weather: Indoors

Playing Surface: Field Turf

Time: 3:12

Attendance: 66,673



SUNDAY, SEPTEMBER 16

DETROIT 27, SAN FRANCISCO 30

LEVI'S STADIUM



The 49ers earned their first regular season victory in the team's home opener at Levi's Stadium, 30–27, versus the Detroit Lions. After forcing the Lions to punt on their opening possession, the 49ers embarked on a 63–yd. drive and registered the game's first score thanks to a 45–yd. FG from K Robbie Gould. On the ensuing possession, Detroit secured a 7–3 lead after Lions QB Matthew Stafford found WR Kenny Golladay for a 30–yd. TD pass. The 49ers got the ball back and immediately responded, as QB Jimmy Garoppolo led the offense down the field on a 13–play, 88–yd. drive that was capped off by a 4–yd. TD pass to WR Kendrick Bourne. With the 49ers holding on to a 10–7 lead in the 2nd quarter, LB Elijah Lee recorded his first career sack and FF after knocking the ball free from Stafford. The ball was recovered by DL Cassius Marsh, marking his 2nd career FR, which gave the 49ers the ball on the Detroit 24–yd. line. San Francisco then pushed their lead to 13–7 after Gould connected on a 42–yd. FG. With the made FG, Gould set the franchise record for most consecutive FGs made (28), passing former 49ers K Phil Dawson (27 FGM, 10/6/13–12/29/13). After trading punts throughout the remainder of the 2nd quarter, Lions K Matt Prater converted a 27–yd. FG to push the score to 13–10 on the last play of the first half. 49ers DB D.J. Reed Jr. opened the second half with a bang as his return set up the offense in great field position at Detroit's 26–yd. line. Garoppolo successfully navigated the red zone and found TE Garrett Celek for a 11–yd. TD pass to increase the home team's lead to 20–10. After the Lions returned the ensuing kickoff 45 yds., Prater narrowed the 49ers' lead to 20–13 after connecting on a 43–yd. FG. The 49ers ended the 3rd quarter with a 3–play, 97–yd. TD drive, highlighted by a career–long, 66–yd. rushing TD from RB Matt Breida. With 138 rushing yds. on the day, Breida eclipsed 100 rushing yds. marking his first career 100–yd. game. The 66–yd. run was also the longest by a 49ers player since 2014 (QB Colin Kaepernick – vs. SD, 12/20/14). After the 49ers defense forced a punt on Detroit's next possession, Gould again extended the team's lead to 30–13 with a 36–yd. FG, his 3rd of the day. With the FG, Gould extended his franchise–leading streak of consecutive FGM to 29. The Lions would not go away as they scored TDs on back–to–back drives to pull within 3. After the 49ers could not gain a 1st down to run out the clock, the Lions got the ball one last time with 1:08 to go, but the 49ers defense closed the door on a potential comeback and secured their first regular season victory on the year, 30–27.

NOTES: RB **Matt Breida** rushed for a career–high 138 yds. and 1 TD on 11 carries (12.5 avg.), including a career–long 66–yd. TD run, while also adding 3 receptions for 21 yds. It marked his first career game with 100–or–more rushing yds. ... **Breida's** 12.5 avg. (138 yds. on 11 atts.) is the 3rd–best single–game rushing avg. in franchise history (min. 10 atts.) ... **Breida's** 66–yd. TD run marked the longest run by a member of the 49ers since QB Colin Kaepernick registered a 90–yd. TD run vs. SD (12/20/14) ... With 138 rushing yds. on the day, **Breida** became the first 100–yd. rusher by the 49ers since RB Carlos Hyde registered 124 rushing yds. at Sea. (9/17/17) ... **Breida** registered 159 yds. from scrimmage (138 rushing yds. & 21 rec. yds.) on 14 touches. His 11.4 yds. per touch ranks 7th among all RBs for a single game in franchise history and is the highest avg. since 9/20/09 [RB Frank Gore – 11.7 avg. (207 rushing yds. & 39 rec. yds. on 21 touches)] ... **Breida's** 138 rushing yds. are the most in a single game in the NFL this season ... QB **Jimmy Garoppolo** is now 3–0 as a starter at Levi's Stadium ... **Garoppolo** completed 18 of 26 atts. (69.2 pct.) for 206 yds., 2 TDs and QB rating of 118.4. His 118.4 QB rating was the highest as a member of the 49ers and the second–highest of his career (min. 10 atts.) [135.4 vs. Mia. (9/18/16)] ... K **Robbie Gould** connected on FGs from 45, 42 and 36 yds. He has now made 29 consecutive FGs, setting the franchise record for most consecutive made FGs. ... **Gould** has made at least 1 FG in 22 consecutive games, dating back to 12/11/16. He has tied his personal streak of consecutive games with 1–or–more FGM [10/23/05–11/26/06 (22 consecutive games)] ... DL **DeForest Buckner** registered 1.0 sack of Lions QB Matthew Stafford. Along with his 2.5 sacks from last week, **Buckner** now has 3.5 sacks through the first two weeks of the season, which ranks tied for the 3rd–most sacks by a 49ers player through the first two week since sacks first became an official statistic in 1982 ... WR **Kendrick Bourne** registered his first–career TD recept. on a 4–yd. pass from QB Jimmy Garoppolo ... LB **Elijah Lee** registered his first–career sack and FF of Lions QB Matthew Stafford. The fumble was recovered by DL **Cassius Marsh**, marking the 2nd FR of his career and first since 12/4/16 vs. Car ... DB **D.J. Reed Jr.** returned the opening kickoff of the 2nd half 90 yds., marking the longest kickoff return since WR Kyle Williams registered a 94–yd. kickoff return on 9/23/12 at Min. which opened the 3rd Qtr ... **Reed Jr.** finished the day with 4 KORs for 159 yds. (39.8 avg.) ... **Reed Jr.** finished the day with 4 KORs for 159 yds. (39.8 avg.). His 39.8 KOR avg. is the highest by the 49ers (min. 3 KORs) since 9/11/11 [WR Ted Ginn Jr. – 4 KORs for 176 yds. (44.0 avg.) vs. Sea.].

	1st	2nd	3rd	4th	Pts
Detroit	7	3	3	14	27
San Francisco	3	10	14	3	30

SF – R. Gould, 45 FG (8–63, 4:34)
DET – K. Golladay, 30 pass from M. Stafford (M. Prater) (7–69, 3:33)
SF – K. Bourne, 4 pass from J. Garoppolo (R. Gould) (13–88, 5:38)
SF – R. Gould, 42 FG (4–(–8), 1:35)
DET – M. Prater, 27 FG (9–57, 0:46)
SF – G. Celek, 11 pass from J. Garoppolo (R. Gould) (4–26, 1:43)
DET – M. Prater, 43 FG (8–27, 4:31)
SF – M. Breida, 66 run (R. Gould) (3–97, 1:13)
SF – R. Gould, 36 FG (7–35, 3:22)
DET – M. Jones, 5 pass from M. Stafford (M. Prater) (5–80, 2:45)
DET – M. Roberts, 15 pass from M. Stafford (M. Prater) (12–79, 2:41)

TEAM STATISTICS	DET	SF
First Downs	25	23
Net Yards Gained	427	346
Rushes/Yards	18/98	28/190
Net Yards Passing	329	156
Att/Comp/INT	53/34/0	26/18/0
Sacked/Yards Lost	2/18	6/50
Punts/Average	5/42.2	5/45.4
Fumbles/Lost	1/1	1/0
Penalties/Yards	10/105	9/86
Time of Possession	30:26	29:34
3rd Down Efficiency	7/16 (44%)	3/11 (27%)

RUSHING: LIONS – K. Johnson 8–43, L. Blount 8–38, G. Tate 1–9, M. Stafford 1–8 ... **49ERS** – M. Breida 11–138–1 TD, A. Morris 14–48, J. Garoppolo 3–4.

RECEIVING: LIONS – T. Riddick 9–47, G. Tate 7–109, K. Golladay 6–89–1 TD, K. Johnson 5–23, M. Jones 4–54–1 TD, M. Roberts 1–15–1 TD, L. Willson 1–13, L. Blount 1–(–3) ... **49ERS** – P. Garçon 4–57, M. Breida 3–21, K. Juszczyk 3–13, A. Morris 2–32, G. Kittle 2–22, G. Celek 2–22–1 TD, D. Pettis 1–35, K. Bourne 1–4–1 TD.

PASSING: LIONS – M. Stafford 53–34–347–0–3 TDs ... **49ERS** – J. Garoppolo 26–18–206–0–2 TDs.

INTs: LIONS – None ... **49ERS** – None.

SACKS: LIONS – D. Kennard 2–19, J. Davis 2–12, E. Harold 1–10, C. Jones 1–9 ... **49ERS** – E. Lee 1–10, D. Buckner 1–8.

49ERS TURNOVER RATIO: +1 (DET: 1 fumble, 0 INTs/SF: 0 fumbles, 0 INTs).

Weather: Clear
Temperature: 73 degrees
Wind: Northwest 12 mph
Playing Surface: Grass
Time: 3:20
Attendance: 70,164



SUNDAY, SEPTEMBER 23
SAN FRANCISCO 27, KANSAS CITY 38
ARROWHEAD STADIUM



The 49ers were defeated on the road by the Kansas City Chiefs, 38–27, at Arrowhead Stadium. The Chiefs jumped out in front by scoring on their first drive thanks to a 1–yd. run from RB Kareem Hunt. Hunt found the end zone again on the ensuing drive, which put Kansas City up by a score of 14–0. The 49ers narrowed the Chiefs' lead to 14–7 to open the 2nd quarter, as QB Jimmy Garoppolo found FB Kyle Juszczyk for a 35–yd. TD pass. The Chiefs, however, took the ball back and scored on the following drive as QB Patrick Mahomes found WR Chris Conley for a 4–yd. TD. After the Chiefs forced a 49ers punt, Mahomes led the offense down the field and converted a 13–yd. TD pass to TE Demetrius Harris, increasing the Kansas City lead to 28–7. The 49ers were forced to punt on the ensuing drive, and the Chiefs again responded with a scoring drive capped off by a 12–yd. TD pass from Mahomes to WR Sammy Watkins. With just 34 seconds remaining in the 2nd quarter, Garoppolo led the offense on a 6–play, 54–yd. drive that resulted in a 39–yd. FG from K Robbie Gould, trimming the Kansas City lead to 35–10 at halftime. To open the 2nd half, the 49ers defense forced a punt and handed the ball to Garoppolo, who took the offense down the field on an 87–yd. drive that resulted in a 11–yd. TD pass to WR Marquise Goodwin. On the ensuing possession, the 49ers again forced a punt and responded with a scoring drive to continue their 2nd–half comeback attempt. This time, RB Alfred Morris punched in a 3–yd. TD run before Garoppolo found TE George Kittle for the two–point conversion to narrow the Kansas City lead to 35–24. The Chiefs opened the 4th quarter with a 37–yd. FG from K Harrison Butker, but the 49ers immediately countered with a 35–yd. FG from Gould. The 49ers could not gain possession of the ball the remainder of the 4th quarter, and the Chiefs secured the victory at home, 38–27.

NOTES: **NOTES:** The **49ers offense** registered 178 rushing yds. and 1 TD on 29 carries (6.1 avg.). With 190 rushing yds. last week vs. Det. (9/16/18), it marks the first time since 12/20/14 [vs. SD (355 yds.)] and 12/28/14 [vs. Arz. (206 yds.)] that the 49ers registered 175–or–more rushing yds. in consecutive games ... RB **Alfred Morris** registered his first rushing TD as a member of the 49ers and 33rd of his career on a 3–yd. run. Morris finished the game with 14 carries for 67 yds. (4.8 avg.) and 1 TD ... FB **Kyle Juszczyk** caught a 35–yd. TD recept. from QB Jimmy Garoppolo. It marked **Juszczyk's** first TD recept. of the season, 7th of his career and the longest TD recept. of his career ... WR **Marquise Goodwin** registered his first TD recept. of the season on an 11–yd. pass from Garoppolo. Goodwin now has 9 rec. TDs in his career ... TE **George Kittle** helped the 49ers convert their first 2–pt. conversion since 12/24/16 at LAR (QB Colin Kaepernick run) with a recept. from Garoppolo ... DB **Antone Exum Jr.** brought down Chiefs QB Patrick Mahomes for the first sack of his career. He also forced a Chiefs WR Sammy Watkins fumble, marking the second FF of his career and first since 11/29/15 at Atl. as a member of the Minnesota Vikings ... DL **Arik Armstead** sacked Mahomes for his first sack of the season ... K **Robbie Gould** connected on FGs from 39 and 35 yds. He has now made 31 consecutive FGAs, extending the franchise record for most consecutive made FGs ... **Gould** has made at least 1 FG in 23 consecutive games, dating back to 12/11/16, setting a career–high for the most consecutive games with at least 1 made FG.

	1st	2nd	3rd	4th	Pts
San Francisco	0	10	14	3	27
Kansas City	14	21	0	3	38

KC – K. Hunt, 1 run (H. Butker) (11–57, 4:55)
KC – K. Hunt, 1 run (H. Butker) (8–84, 3:26)
SF – K. Juszczyk, 35 pass from J. Garoppolo (R. Gould) (8–75, 5:28)
KC – C. Conley, 4 pass from P. Mahomes (H. Butker) (5–75, 2:58)
KC – D. Harris, 13 pass from P. Mahomes (H. Butker) (8–72, 3:35)
KC – S. Watkins, 12 pass from P. Mahomes (H. Butker) (9–68, 1:26)
SF – R. Gould, 39 FG (6–54, 0:34)
SF – M. Goodwin, 11 pass from J. Garoppolo (kick failed) (7–87, 2:37)
SF – A. Morris, 3 run (J. Garoppolo–G. Kittle pass) (11–77, 5:12)
KC – H. Butker, 37 FG (9–56, 3:56)
SF – R. Gould, 35 FG (17–58, 8:30)

TEAM STATISTICS	SF	KC
First Downs	26	31
Net Yards Gained	406	384
Rushes/Yards	29/178	28/77
Net Yards Passing	228	307
Att/Comp/INT	30/20/0	38/24/0
Sacked/Yards Lost	4/23	2/7
Punts/Average	4/37.0	2/43.5
Fumbles/Lost	3/0	2/0
Penalties/Yards	14/147	6/48
Time of Possession	29:59	30:01
3rd Down Efficiency	2/9 (22%)	7/11 (64%)

RUSHING: 49ERS – M. Breida 10–90, A. Morris 14–67–1 TD, J. Garoppolo 3–23, R. Mostert 1–0, M. Goodwin 1–(–2) ... **CHIEFS** – K. Hunt 18–44–2 TDs, S. Watkins 2–20, P. Mahomes 5–7, T. Hill 2–5, S. Ware 1–1.

RECEIVING: 49ERS – G. Kittle 5–79, M. Goodwin 3–30–1 TD, M. Breida 3–27, T. Taylor 3–24, K. Juszczyk 2–38–1 TD, K. Bourne 1–27, P. Garçon 1–11, R. Mostert 1–8, G. Celek 1–7 ... **CHIEFS** – T. Kelce 8–114, S. Watkins 5–55–1 TD, T. Hill 2–51, S. Ware 2–29, Dam. Williams 2–16, C. Conley 2–13–1 TD, A. Sherman 1–16, D. Harris 1–13–1 TD, M. Kemp 1–7.

PASSING: 49ERS – J. Garoppolo 30–20–251–0–2 TDs ... **CHIEFS** – P. Mahomes 38–24–314–0–3 TDs.

INTs: 49ERS – None ... **CHIEFS** – None.

SACKS: 49ERS – A. Exum Jr. 1.0–6, A. Armstead 1.0–1 ... **CHIEFS** – J. Houston 2.0–8, A. Bailey 1–8, D. Ford 1–7.

49ERS TURNOVER RATIO: 0 (SF: 0 fumbles, 0 INTs/KC: 0 fumbles, 0 INTs).

Weather: Clear
Temperature: 70 degrees
Wind: Southeast 4 mph
Playing Surface: Grass
Time: 3:16
Attendance: 76,023



SUNDAY, SEPTEMBER 30
SAN FRANCISCO 27, LOS ANGELES CHARGERS 29
STUBHUB CENTER



The 49ers fell short in a tightly-contested battle on the road against the Los Angeles Chargers, 29–27, at StubHub Center. DB Antone Exum Jr. put the 49ers on the board on the first possession of the game after intercepting Chargers QB Philip Rivers and returning it 32 yds. for a TD, the first of his career. Later in the 1st quarter, 49ers QB C.J. Beathard led the team on a 6–play, 56–yd. drive that resulted in a 2–yd. TD pass to WR Kendrick Bourne, pushing the score to 14–0. Los Angeles answered on the following drive, though, as Chargers QB Philip Rivers found TE Antonio Gates for a 5–yd. TD pass. The score settled at 14–6 to close the 1st quarter, as the Chargers could not convert the extra point attempt. On the ensuing possession, Beathard led the 49ers offense on a 21–play, 72–yd. drive that was capped off by a 21–yd. FG from K Robbie Gould. The Chargers got the ball back and responded again, thanks to a 22–yd. TD pass from Rivers to RB Austin Ekeler. Rivers was able to find RB Melvin Gordon on the two–point conversion, which narrowed the 49ers lead to 17–14. Next, Chargers K Caleb Sturgis tied the game on a 48–yd. FG with just 0:04 remaining in the first half. After the 49ers punted to open the 2nd half, Rivers tossed a 6–yd. TD pass to Gordon. Los Angeles now held on to a 23–17 lead, as they were unsuccessful on the extra point attempt again. The Chargers intercepted Beathard on the following possession at the 1–yd. line and returned the ball to the 49ers' 12–yd. line, which set up a 25–yd. FG from Sturgis. The 49ers then got the ball back and countered with an 82–yd. TD pass from Beathard to TE George Kittle. The score, which was the longest by a 49ers TE in franchise history, narrowed the Los Angeles lead to 26–24. The 49ers opened the scoring in the 4th quarter after Gould converted a 33–yd. FG, which gave San Francisco a 27–26 lead. Los Angeles pushed back on the following drive with a 21–yd. FG from Sturgis. The 49ers were unable to find the scoreboard again and were defeated on the road, 29–27.

NOTES: In the 2nd Qtr., the **49ers offense** executed a 21–play, 72–yd. drive that took 10:44 off the clock and resulted in a 21–yd. FG by K Robbie Gould. According to Elias Sports Bureau, the team's 10:44 taken off the clock in one drive was the most by the team since 12/30/02 at StL (20–play, 81–yd. drive lasting 12:07 resulting in a K Jeff Chandler 19–yd. FG). The team's 21–play drive were the most plays in a single drive in the NFL since the Cleveland Browns registered a 21–play drive at KC (12/27/15) ... TE **George Kittle** registered 6 repts. for 125 yds. and 1 TD, including an 82–yd. TD repts. from QB C.J. Beathard. His 125 rec. yds. are a single–game career–high and his 82–yd. TD was the longest repts. by a TE in franchise history. **Kittle's** 125 rec. yds. are the most by a TE since TE Vernon Davis registered 180 rec. yds. vs. Arz. (10/13/13) ... QB **C.J. Beathard** finished the game completing 23 of 37 atts. for a career–high 298 yds., 2 TDs and a 82.9 passer rating ... WR **Kendrick Bourne** caught his 2nd TD of the season on a 2–yd. pass from Beathard. It also marks the 2nd TD repts. of Bourne's career ... On the first possession of the game, DB **Antone Exum Jr.** picked off Chargers QB Philip Rivers, returning the INT 32 yds. for a TD. It marked **Exum's** 1st INT and TD of his career and the 1st INT returned for a TD by the 49ers since 12/24/17 vs. Jax. (CB Dontae Johnson – 50–yd. TD) ... DB **Greg Mabin** forced a fumble by Chargers RB Melvin Gordon III, marking the first FF of his career ... DL **Sheldon Day** brought down Rivers for a sack of 8–yds., marking his first sack of the season. He now has 4.0 for his career ... K **Robbie Gould** connected on FGs from 21 and 33 yds. He has now made 33 consecutive FGAs, extending the franchise record for most consecutive made FGs. **Gould** has made at least 1 FG in 24 consecutive games, dating back to 12/11/16, extending his career–high for the most consecutive games with at least 1 made FG.

	1st	2nd	3rd	4th	Pts
San Francisco	14	3	7	3	27
Los Angeles Chargers	6	11	9	3	29

- SF** – A. Exum Jr., 32 INT return (R. Gould)
SF – K. Bourne, 2 pass from C. Beathard (R. Gould) (6–56, 3:08)
LAC – A. Gates, 5 pass from P. Rivers (kick failed) (7–75, 3:10)
SF – R. Gould, 21 FG (21–72, 10:44)
LAC – A. Ekeler, 22 pass from P. Rivers (P. Rivers–M. Gordon pass) (9–75, 4:12)
LAC – C. Sturgis, 48 FG (3–2, 0:13)
LAC – M. Gordon, 6 pass from P. Rivers (kick failed) (6–51, 2:48)
LAC – C. Sturgis, 25 FG (4–5, 0:58)
SF – G. Kittle, 82 pass from C. Beathard (R. Gould) (2–84, 0:47)
SF – R. Gould, 33 FG (9–49, 3:28)
LAC – C. Sturgis, 21 FG (9–72, 4:58)

TEAM STATISTICS	SF	LAC
First Downs	22	21
Net Yards Gained	364	368
Rushes/Yards	21/76	27/126
Net Yards Passing	288	242
Att/Comp/INT	37/23/2	39/25/1
Sacked/Yards Lost	1/10	1/8
Punts/Average	5/47.0	4/43.5
Fumbles/Lost	2/0	1/0
Penalties/Yards	4/29	5/49
Time of Possession	27:34	32:26
3rd Down Efficiency	5/12 (42%)	4/14 (29%)

RUSHING: 49ERS – M. Breida 9–39, C. Beathard 7–19, A. Morris 4–14, M. Goodwin 1–4 ... **CHARGERS** – M. Gordon 15–104, A. Ekeler 8–25, P. Rivers 4–(–3).

RECEIVING: 49ERS – G. Kittle 6–125–1 TD, P. Garçon 4–52, K. Bourne 3–34–1 TD, M. Breida 3–32, M. Goodwin 2–24, K. Juszczyk 2–15, T. Taylor 2–12, A. Morris 1–4 ... **CHARGERS** – K. Allen 7–63, M. Gordon 7–55–1 TD, Ty. Williams 3–48, A. Ekeler 2–31–1 TD, A. Gates 2–27–1 TD, V. Green 2–9, M. Williams 1–15, T. Benjamin 1–2.

PASSING: 49ERS – C. Beathard 37–23–298–2–2 TDs ... **CHARGERS** – P. Rivers 39–25–250–1–3 TDs.

INTs: 49ERS – A. Exum Jr. 1–32–1 TD ... **CHARGERS** – T. Williams 1–86, I. Rochell 1–4.

SACKS: 49ERS – S. Day 1.0–8 ... **CHARGERS** – D. James 1.0–10.

49ERS TURNOVER RATIO: –1 (SF: 0 fumbles, 2 INTs/LAC: 0 fumbles, 1 INT).

Weather: Sunny
Temperature: 78 degrees
Wind: Southwest 9 mph
Playing Surface: Grass
Time: 3:13
Attendance: 25,397



SUNDAY, OCTOBER 7

ARIZONA 28, SAN FRANCISCO 18

LEVI'S STADIUM



The 49ers dropped a divisional contest to the Arizona Cardinals, 28–18, at Levi's Stadium. Despite 49ers QB C.J. Beathard setting career highs in completions (34), attempts (54) and yards (349), the 49ers could not overcome five turnovers by the team on the day. On the opening drive of the game, QB C.J. Beathard led the offense on an 8–play, 75–yd. drive that was capped off by a 5–yd. TD pass to RB Matt Breida. The 49ers could not convert the extra point but held a 6–0 lead to open the game. Then, on the first play of the ensuing drive, Cardinals QB Josh Rosen converted a 75–yd. TD pass to WR Christian Kirk. Arizona opened the scoring in the 2nd quarter with a 2–yd. TD run from Cardinals RB David Johnson, which pushed their lead to 14–6. Neither team would find the score–board again until the 4th quarter when C.J. Beathard connected with WR Trent Taylor for a 1–yd. TD pass to finish off a 14–play, 83–yd. drive. The 49ers were unable to tie the game on the two point conversion, and the Cardinals held on to a 14–12 lead. The 49ers defense forced Arizona to punt on the following possession, but Cardinals LB Josh Byrnes picked up a Beathard fumble and returned it 23 yds. for a TD, pushing Arizona's lead to 21–12. The Cardinals were able to secure the ball again in the 4th quarter, and tacked on another score courtesy of a David Johnson 6–yd. TD rush. San Francisco found the end zone one more time thanks to a 1–yd. TD rush from Beathard, but they were unable to close the gap and fell to the Cardinals.

NOTES: The **49ers offense** ran 92 plays vs. Arz., which were the most by any team in the NFL since 11/3/13 (Oak. – 92 plays vs. Phi.). The 92 plays on offense are the most by the 49ers since the merger in 1970 ... The **49ers offense** possessed the ball for 40:12 vs. Arz., the most by the team since 9/28/14 vs. Phi. (42:17) ... The **49ers offense** amassed 33 first downs on day, the most by the team in a single game since 10/18/98 vs. Ind. (36 first downs) ... The **49ers offense** converted 10 of 17 3rd down atts. (58.8 pct.), the best 3rd down conversion rate by the team since 12/24/17 vs. Jax. [10 of 15 (66.7 pct.)] ... The **49ers defense** allowed 56 rushing yds. on 23 atts. (2.4 avg.), the fewest the team has allowed in a single game since 10/1/17 at Arz. [51 yds. on 22 atts. (2.3 avg.)] ... The **49ers defense** allowed 20 rushing yds. in the first half on 8 carries (2.5 avg.). The 20 rushing yds. allowed in the first half were the fewest allowed by the team since 1/1/17 vs. Sea. [20 yds. on 9 atts. (2.2 avg.)] ... The **49ers defense** did not allow a 3rd down conversion in the first half (0–4). It marked the first time the team has not allowed a 3rd down conversion in the first half since 1/1/17 vs. Sea. (0–4) ... The **49ers defense** limited the Cardinals to 2 of 12 (16.7) on 3rd down for the game, the lowest 3rd down conversion rate since 11/1/15 at StL [1 of 12 (8.3 pct.)] ... The **49ers defense** held the Cardinals to 220 yds. of offense (56 rushing and 164 passing), the fewest allowed by the team in a single game since 12/3/17 at Chi. [147 yds. (62 rushing and 85 passing)] ... The **49ers defense** held Cardinals QB Josh Rosen to 10 comps. on 25 atts. for 170 yds. The 10 comps. allowed were the fewest by the 49ers defense since 9/15/13 at Sea. (QB Russell Wilson – 8 of 19 for 142 yds.). Rosen's comp. pct. (40.0) is the lowest by an opposing quarterback since 10/6/16 vs. Arz. (Drew Stanton 11 of 28 – 39.3 pct.) ... The **49ers defense** held the Cardinals to 10 first downs, marking the fewest allowed by the team in a single game since 12/3/17 at Chi. (8 first downs) ... On the first possession of the game, the **49ers offense** executed an 8–play, 75–yd. drive that resulted in a RB **Matt Breida** 5–yd. TD recept. from QB **C.J. Beathard**. It marked the first time since 12/24/17 vs. Jax. that the team scored a TD on the first drive of the game. Breida's TD recept. marked his 1st of the season and 2nd of his career [at Phi. (10/29/17) – 21–yd. TD recept.]. QB **C.J. Beathard** set single–game career–highs in comps. (34), atts. (54), passing yds. (349) and tied his career–high with 2 passing TDs. He also registered a 1–yd. TD run, marking his first rushing TD of the season and 4th of his career. The 34 comps. and 54 atts. by **Beathard** were the most by a 49ers QB since 10/10/04 vs. Arz. (QB Tim Rattay – 38 of 57 for 417 yds. at 2 TDs) ... WR **Trent Taylor** registered a career–high 7 receipts. for 61 yds. and a 1–yd. TD recept. It marked **Taylor's** first TD recept. of the season and 3rd of his career ... FB **Kyle Juszczyk** tied his career–high with 6 receipts. for 75 yds. and also tied his career–long with a 12–yd. run ... RB **Alfred Morris** registered 18 carries for 61 yds. and tied his career–high with 3 receipts. for 30 yds. ... WR **Victor Bolden Jr.** (1 recept. for 10 yds.) and WR **Richie James Jr.** (1 recept. for 7 yds.) each registered their first career recept. ... DL **Cassius Marsh** brought down Cardinals QB Josh Rosen for a sack, marking his first sack of the year. He now has 7.0 sacks in his career.

	1st	2nd	3rd	4th	Pts
Arizona	7	7	0	14	28
San Francisco	6	0	0	12	18

SF – M. Breida, 5 pass from C. Beathard (run failed) (8–75, 5:11)
ARZ – C. Kirk, 75 pass from J. Rosen (P. Dawson) (1–75, 0:10)
ARZ – D. Johnson, 2 run (P. Dawson) (4–18, 2:18)
SF – T. Taylor, 1 pass from C. Beathard (pass failed) (14–83, 5:46)
ARZ – J. Byrnes, 23 fumble return (P. Dawson)
ARZ – D. Johnson, 6 run (P. Dawson) (5–26, 0:27)
SF – C. Beathard, 1 run (pass failed) (10–76, 1:52)

TEAM STATISTICS	ARZ	SF
First Downs	10	33
Net Yards Gained	220	447
Rushes/Yards	23/56	34/147
Net Yards Passing	164	300
Att/Comp/INT	25/10/0	54/34/2
Sacked/Yards Lost	1/6	4/49
Punts/Average	8/39.6	4/44.3
Fumbles/Lost	1/0	4/3
Penalties/Yards	5/46	9/65
Time of Possession	19:48	40:12
3rd Down Efficiency	2/12 (17%)	10/17 (59%)

RUSHING: CARDINALS – D. Johnson 18–55–2 TDs, C. Kirk 1–5, C. Edmonds 1–(–1), J. Rosen 3–(–3) ... **49ERS** – A. Morris 18–61, M. Breida 8–56, K. Juszczyk 1–12, R. Mostert 5–11, C. Beathard 2–7–1 TD.

RECEIVING: CARDINALS – C. Kirk 3–85–1 TD, L. Fitzgerald 2–35, C. Williams 2–23, D. Johnson 2–16, J. Gresham 1–11 ... **49ERS** – T. Taylor 7–61–1 TD, K. Juszczyk 6–75, G. Kittle 5–83, P. Garçon 5–47, K. Bourne 4–33, A. Morris 3–30, V. Bolden Jr. 1–10, R. James Jr. 1–7, M. Breida 1–5–1 TD, R. Mostert 1–(–2).

PASSING: CARDINALS – J. Rosen 25–10–170–0–1 TD ... **49ERS** – C. Beathard 54–34–349–2–2 TDs.

INTS: CARDINALS – B. Benwikere 1–21, T. Boston 1–9 ... **49ERS** – None.

SACKS: CARDINALS – H. Reddick 1–18, J. Byrnes 1–15, B. Baker 1–9, C. Jones 1–7 ... **49ERS** – C. Marsh 1–6.

49ERS TURNOVER RATIO: –5 (ARZ: 0 fumbles, 0 INTs/SF: 3 fumbles, 2 INTs).

Weather: Clear
Temperature: 79 degrees
Wind: North 15 mph
Playing Surface: Grass
Time: 3:17
Attendance: 68,337



MONDAY, OCTOBER 15
SAN FRANCISCO 30, GREEN BAY PACKERS 33
LAMBEAU FIELD



The 49ers dropped a tightly-contested battle on ESPN's Monday Night Football to the Green Bay Packers at Lambeau Field, 33-30. The 49ers opened the contest by marching down the field on a 7-play, 75-yd. scoring drive, capped off by a 3-yd. TD rush from RB Matt Breida. The Packers responded on the following drive by scoring a touchdown of their own as RB Ty Montgomery punched in a 2-yd. TD run. The Packers forced a fumble on the ensuing kickoff, but were held to a 29-yd. FG from K Mason Crosby after the 49ers defense forced a three-and-out. The Packers scored again on the next possession, pushing their lead to 17-7 after QB Aaron Rodgers found WR Davante Adams for a 9-yd. TD pass. The 49ers continued the scoring onslaught in the 1st quarter, as QB C.J. Beathard found WR Marquise Goodwin streaking down the field for a 67-yd. TD. The Packers scored first to open the 2nd quarter after Crosby connected on a 39-yd. FG, pushing the Green Bay lead to 20-14. Beathard and the 49ers offense answered with a 3-play, 65-yd. drive that ended with a 30-yd. TD pass from Beathard to Goodwin, his 2nd of the day, which gave San Francisco the lead, 21-20. Beathard was able to move the offense down the field one last time in the 2nd quarter and provided room for K Robbie Gould to convert a 46-yd. FG, pushing their lead to 24-20 at the half. The Packers received the ball to start the 2nd half and opened with a 51-yd. FG from Crosby, narrowing the San Francisco lead to 24-23. The following drive, Gould connected on a 44-yd. FG to push the lead back up to 27-23. To open the 4th quarter, Gould continued his perfect night of kicking by converting a 43-yd. FG, his 3rd of the night, to push the San Francisco lead to 30-23. After trading possessions throughout a majority of the 4th quarter, the Packers were able to tie the game, 30-30, after Rodgers found Adams again for a 16-yd. TD pass with 1:55 remaining in the contest. The 49ers were unable to regain the lead and turned the ball over to the Packers who drove down the field as Crosby connected on a 27-yd. FG as time expired to defeat San Francisco, 33-30.

NOTES: On the first possession of the game, the **49ers offense** executed a 7-play, 75-yd. drive that resulted in a 3-yd. TD run by RB Matt Breida. Breida's rushing TD was his 2nd of the season and 4th of his career. On the drive, QB C.J. Beathard completed each of his 3 pass atts. for 48 yds. The 49ers have now scored TDs on the opening drive in consecutive games [8-play, 75-yd. drive that resulted in a RB Matt Breida 5-yd. TD recept. from QB C.J. Beathard vs. Arz. (10/7/18)] for the first time since Weeks 16-17 of the 2014 season [vs. SD (12/20/14) and vs. Arz. (12/28/14)] ... **San Francisco's** 24 pts. scored in the first half were the most scored by the team in the first half of a game since 10/27/13 at Jax. (28 points) ... The **49ers defense** did not allow a 3rd down conversion in the first half (0-5) for the second consecutive week [0-4 vs. Arz. (10/7/18)]. This marks the first time the 49ers have held their opponent without a third down conversion in the first half in consecutive weeks since Weeks 16-17 of the 2015 season [0-4 at Det. (12/27/15) and 0-5 vs. StL (1/3/16)]. Green Bay finished the game 4-13 on 3rd down (30.7 pct.). Over the last three weeks (Weeks 4-6), San Francisco's defense has held their opponent to 25.6 pct. on 3rd down (10-39) ... QB **C.J. Beathard** finished the game completing 16 of 23 atts. for 245 yds. and tied his career-high with 2 TDs. ... WR **Marquise Goodwin** registered 4 receipts. for career-highs in both rec. yds. (126) and rec. TDs (2). This marks the first time in **Goodwin's** career that he registered 2-or-more rec. TDs in a single game and the 5th time he registered 100-or-more rec. yds. in a single game. He is also the first 49ers player to notch 2 TD receipts. in a single game since 11/8/15 (TE Garrett Celek - 2 receipts. for 12 yds. and 2 TDs vs. Atl.). **Goodwin** registered 3 receipts. for 114 yds. (38.0 avg.) in the first half. His 114 rec. yds. were the most in the first half by a member of the 49ers since TE Vernon Davis registered 171 rec. yds. in the first half vs. Arz. (10/13/13) ... RB **Raheem Mostert** finished the game with career highs in carries (12) and rushing yds. (87) on the night. He also had a 26-yd. run, marking a new career-long rush ... DL **DeForest Buckner** brought down Packers QB Aaron Rodgers for a 9-yd. loss. He now has 4.5 sacks on the season and 13.5 in his career ... DL **Sheldon Day** brought down Rodgers for a 5-yd. loss., marking his 2nd sack of the season and 5.0 for his career ... DL **Ronald Blair III** brought down Rodgers for a 6-yd. loss. He now has 1.5 sacks on the season and 6.5 sacks in his career.

	1st	2nd	3rd	4th	Pts
San Francisco	14	10	3	3	30
Green Bay	17	3	3	10	33

SF - M. Breida, 3 run (R. Gould) (7-75, 4:01)
GB - T. Montgomery, 2 run (M. Crosby) (4-77, 1:42)
GB - M. Crosby, 29 FG (5-23, 1:29)
GB - D. Adams, 9 pass from A. Rodgers (M. Crosby) (5-79, 2:54)
SF - M. Goodwin, 67 pass from C. Beathard (R. Gould) (3-78, 1:31)
GB - M. Crosby, 39 FG (9-23, 4:38)
SF - M. Goodwin, 30 pass from C. Beathard (R. Gould) (3-65, 1:29)
SF - R. Gould, 46 FG (11-32, 5:07)
GB - M. Crosby, 51 FG (7-42, 3:43)
SF - R. Gould, 44 FG (9-49, 4:18)
SF - R. Gould, 43 FG (10-58, 5:12)
GB - D. Adams, 16 pass from A. Rodgers (M. Crosby) (4-58, 1:05)
GB - M. Crosby, 27 FG (10-81, 1:07)

TEAM STATISTICS	SF	GB
First Downs	18	26
Net Yards Gained	401	521
Rushes/Yards	30/174	21/116
Net Yards Passing	227	405
Att/Comp/INT	23/16/1	46/25/0
Sacked/Yards Lost	2/18	3/20
Punts/Average	3/42.0	4/38.8
Fumbles/Lost	2/2	0/0
Penalties/Yards	2/10	6/54
Time of Possession	28:52	31:08
3rd Down Efficiency	2/9 (22%)	4/13 (31%)

RUSHING: 49ERS - R. Mostert 12-87, M. Breida 14-61-1 TD, C. Beathard 3-21, M. Goodwin 1-5 ... **PACKERS** - A. Jones 8-41, A. Rodgers 3-34, J. Williams 6-29, T. Montgomery 4-12-1 TD.

RECEIVING: 49ERS - M. Goodwin 4-126-2 TDs, P. Garçon 4-37, G. Kittle 4-30, K. Juszczyk 3-30, K. Bourne 1-22 ... **PACKERS** - D. Adams 10-132-2 TDs, J. Graham 5-104, M. Valdes-Scantling 3-103, L. Kendricks 2-37, T. Montgomery 2-10, E. St. Brown 1-19, J. Williams 1-10, J. Moore 1-10.

PASSING: 49ERS - C. Beathard 23-16-245-1-2 TDs ... **PACKERS** - A. Rodgers 46-25-425-0-2 TDs.

INTs: 49ERS - None ... **PACKERS** - K. King 1-0.

SACKS: 49ERS - D. Buckner 1-9, R. Blair III 1-6, S. Day 1-5 ... **PACKERS** - C. Matthews 1-12, K. Clark 1-6.

49ERS TURNOVER RATIO: -3 (SF: 2 fumbles, 1 INT/GB: 0 fumbles, 0 INTs).

Weather: Clear
Temperature: 37 degrees
Wind: West 5 mph
Playing Surface: Grass
Time: 3:10
Attendance: 77,642



SUNDAY, OCTOBER 21
LOS ANGELES RAMS 39, SAN FRANCISCO 10
LEVI'S STADIUM



The 49ers were bested in a divisional contest by the Los Angeles Rams, 39–10, at Levi's Stadium. Rams K Greg Zuerlein scored the only points in the first quarter between the two teams, connecting on a 35–yd. FG to put Los Angeles out in front, 3–0. However, Rams RB Todd Gurley initiated a Los Angeles scoring run with a 7–yd. TD run to open the 2nd quarter. Next, Rams LB Cory Littleton blocked a 49ers punt that rolled through the back of the end zone for a safety, pushing the Los Angeles lead to 12–0. After getting the ball back again, Zuerlein added to the lead with a 37–yd. FG. Rams QB Jared Goff converted a 19–yd. TD pass to WR Brandin Cooks on the team's next possession, which pushed the visiting team's lead to 22–0. On the 49ers' final drive of the half, QB C.J. Beathard led the team on an 8–play, 75–yd. drive capped off by a 10–yd. TD pass to TE George Kittle, narrowing the Los Angeles lead to 22–7 at the half. The Rams opened the scoring in the 2nd half with Zuerlein's 3rd FG of the day, a 33–yarder to push the team's lead to 25–7. Los Angeles scored again in the 3rd quarter thanks to a 1–yd. TD rush from Gurley, pushing their lead to 32–7. 49ers K Robbie Gould was able to convert a season–long 51–yd. FG on the succeeding possession, which reduced the Los Angeles lead to 32–10. The Rams scored one last time in the 4th quarter, as Gurley hauled in a 12–yd. TD reception from Goff to settle the Los Angeles victory at 39–10.

NOTES: TE **George Kittle** hauled in 5 repts. for 98 yds. and 1 TD. His 10–yd. TD reept. from QB C.J. Beathard was the 2nd TD reept. of the season for Kittle and the 4th of his career. This marked **Kittle's** 3rd game this season with 90–or–more rec. yds. [90 at Min. (9/9) & 125 at LAC (9/30)]. He is one of the three TEs in the NFL with 3 games of 90 rec. yds.–or–more (Phi. TE Zach Ertz – 4; KC TE Travis Kelce – 3). **Kittle** is the first 49ers TE to register 90–or–more rec. yds. in three games during a single–season since TE Vernon Davis in 2010 [104 vs. Phi. (10/10/10); 126 at GB (12/5/10); 96 vs. Arz. (1/2/11)] ... RB **Raheem Mostert** registered a career–high 4 repts. for 19 yds. while adding 7 carries for 59 yds. (8.4 avg.) ... DL **Arik Armstead** notched a career–high five solo tackles and brought down Jared Goff for an 9–yd. loss., marking his 2nd sack of the season ... DL **Cassius Marsh** brought down Rams QB Jared Goff for an 8–yd. loss., marking his 2nd sack of the season.

	1st	2nd	3rd	4th	Pts
Los Angeles Rams	3	19	10	7	39
San Francisco	0	7	3	0	10

LAR – G. Zuerlein, 35 FG (7–27, 3:24)
LAR – T. Gurley II, 7 run (G. Zuerlein) (4–21, 1:37)
LAR – Punt blocked by C. Littleton out of bounds in end zone for safety
LAR – G. Zuerlein, 37 FG (5–34, 2:54)
LAR – B. Cooks, 19 pass from J. Goff (G. Zuerlein) (8–60, 3:47)
SF – G. Kittle, 10 pass from C. Beathard (R. Gould) (8–75, 2:17)
LAR – G. Zuerlein, 33 FG (11–60, 4:46)
LAR – T. Gurley II, 1 run (G. Zuerlein) (3–27, 0:55)
SF – R. Gould, 51 FG (8–42, 3:27)
LAR – T. Gurley II, 12 pass from J. Goff (G. Zuerlein) (2–13, 0:38)

TEAM STATISTICS	LAR	SF
First Downs	20	16
Net Yards Gained	331	228
Rushes/Yards	35/146	24/107
Net Yards Passing	185	121
Att/Comp/INT	24/18/0	27/15/2
Sacked/Yards Lost	2/17	7/49
Punts/Average	4/30.5	5/32.0
Fumbles/Lost	1/0	3/2
Penalties/Yards	1/10	2/10
Time of Possession	32:51	27:09
3rd Down Efficiency	5/12 (42%)	3/11 (27%)

RUSHING: RAMS – M. Brown 13–65, T. Gurley II 15–63–2 TDs, B. Cooks 1–7, R. Woods 1–6, J. Goff 2–4, S. Mannion 3–1 ... **49ERS** – R. Mostert 7–59, A. Morris 9–25, M. Breida 5–15, C. Beathard 2–13, K. Juszczyk 1–(–5).

RECEIVING: RAMS – R. Woods 5–78, B. Cooks 4–64–1 TD, T. Gurley II 4–23–1 TD, N. Williams 2–17, J. Reynolds 1–19, M. Brown 1–6, G. Everett 1–(–5) ... **49ERS** – G. Kittle 5–98–1 TD, R. Mostert 4–19, M. Goodwin 2–24, K. Juszczyk 2–18, T. Taylor 1–6, P. Garçon 1–5.

PASSING: RAMS – J. Goff 24–18–202–0–2 TDs ... **49ERS** – C. Beathard 27–15–170–2–1 TD.

INTs: RAMS – J. Johnson III 1–11, T. Hill 1–7 ... **49ERS** – None.

SACKS: RAMS – A. Donald 4–29, C. Littleton 2–19, S. Ebukam 1–1 ... **49ERS** – A. Armstead 1–9, C. Marsh 1–8.

49ERS TURNOVER RATIO: –4 (LAR: 0 fumbles, 0 INTs/SF: 2 fumbles, 2 INTs).

Weather: Clear
Temperature: 62 degrees
Wind: Northwest 5 mph
Playing Surface: Grass
Time: 3:01
Attendance: 66,597



SUNDAY, OCTOBER 28
SAN FRANCISCO 15, ARIZONA CARDINALS 18
STATE FARM STADIUM



The 49ers fell on the road, 18–15, to the Arizona Cardinals at State Farm Stadium. San Francisco's defense was able to register the game's first points, forcing an intentional grounding penalty on Cardinals QB Josh Rosen in the end zone for a safety. Next, the Cardinals jumped out in front with a 31–yd. FG from K Phil Dawson to open the 2nd quarter. On the next Cardinals possession, S Jaquiski Tartt picked off Rosen and returned it 23 yds. to the Arizona 12–yd. line. Four plays later K Robbie Gould connected on a 27–yd. FG that gave San Francisco the lead again heading into halftime, 5–3. San Francisco was able to extend their lead in the 3rd quarter after QB C.J. Beathard found WR Marquise Goodwin on a 55–yd. TD pass. Gould connected on a 20–yd. FG to open the 4th quarter, pushing the San Francisco lead to 15–3. The Cardinals pushed back, though, as Rosen was able to find WR Larry Fitzgerald for a 13–yd. TD pass to narrow the 49ers lead to 15–10. Rosen was able to find the end zone again on a last–minute drive, completing a 9–yd. TD pass to Christian Kirk that clinched the 18–15 victory for the Arizona Cardinals.

NOTES: WR **Marquise Goodwin** saw his lone recept. of the game go for a 55–yd. TD from QB C.J. Beathard. It marked the 4th TD recept. of the season for Goodwin and the 12th of his career. **Goodwin's** 4 TD receipts. on the year are a new single–season career high. Of **Goodwin's** 12 career TD receipts., 8 have gone for 40–or–more yds. ... Making his first career start, WR **Kendrick Bourne** hauled in a career–high 7 receipts. for a team–high 71 yds. ... The **49ers defense** forced an intentional grounding penalty on Cardinals QB Josh Rosen in the end zone resulting in a safety. It marked the first safety by the 49ers since 1/1/17 vs. Sea. (Nolan Frese fumble out of bounds in the end zone) ... S **Jaquiski Tartt** intercepted Cardinals QB Josh Rosen for his first INT of the season and first since 9/10/17 vs. Car. He now has 3 career INTs. **Tartt's** INT led to a 27–yd. FG by K **Robbie Gould** ... DL **Ronald Blair III** brought down Rosen for a 3–yd. loss ... CB **Richard Sherman** registered his first sack as a member of the 49ers and the second of his career by taking down Rosen for a 7–yd. loss. It marked his first sack since 11/11/12 vs. NYJ as a member of the Seattle Seahawks ... DL **Arik Armstead** brought down Rosen for a 9–yd. loss., marking his 3rd sack of the season and 9th of his career. **Armstead** has now registered at least 1.0 sack in consecutive games for the first time in his career ... With DL **Ronald Blair III**, CB **Richard Sherman** and DL **Arik Armstead** each registering a sack of Josh Rosen in the first half, it marked the first time three 49ers defenders registered a sack in the first half since 12/11/16 vs. NYJ (DL DeForest Buckner, LB Gerald Hodges and DB Jimmie Ward) ... DB **Tyvis Powell** forced a Cardinals TE Jermaine Gresham fumble, marking his 1st career FF ... LB **Fred Warner** recovered the Gresham fumble, marking his 1st career FR.

	1st	2nd	3rd	4th	Pts
San Francisco	2	3	7	3	15
Arizona	0	3	0	15	18

- SF** – Penalty on J. Rosen enforced in end zone for safety
ARZ – P. Dawson, 31 FG (12–78, 6:33)
SF – R. Gould, 27 FG (4–3, 1:41)
SF – M. Goodwin, 55 pass from C. Beathard (R. Gould) (6–70, 1:34)
SF – R. Gould, 20 FG (11–73, 6:14)
ARZ – L. Fitzgerald, 13 pass from J. Rosen (P. Dawson) (6–75, 2:27)
ARZ – C. Kirk, 9 pass from J. Rosen (J. Rosen–L. Fitzgerald pass) (12–73, 1:42)

TEAM STATISTICS	SF	ARZ
First Downs	16	20
Net Yards Gained	267	321
Rushes/Yards	31/107	21/88
Net Yards Passing	160	233
Att/Comp/INT	28/14/0	40/23/1
Sacked/Yards Lost	4/30	3/19
Punts/Average	7/40.7	5/45.8
Fumbles/Lost	4/0	1/1
Penalties/Yards	5/59	9/62
Time of Possession	32:19	27:41
3rd Down Efficiency	5/14 (36%)	6/14 (43%)

RUSHING: 49ERS – M. Breida 16–42, A. Morris 6–28, R. Mostert 2–18, K. Juszczyk 2–10, C. Beathard 5–9 ... **CARDINALS** – D. Johnson 16–59, J. Rosen 2–12, C. Edmonds 2–9, J. Nelson 1–8.

RECEIVING: 49ERS – K. Bourne 7–71, G. Kittle 5–57, M. Goodwin 1–55–1 TD, T. Taylor 1–7 ... **CARDINALS** – L. Fitzgerald 8–102–1 TD, D. Johnson 4–41, C. Kirk 3–42–1 TD, J. Gresham 3–22, C. Williams 2–21, R. Seals–Jones 2–12, C. Edmonds 1–12.

PASSING: 49ERS – C. Beathard 28–14–190–0–1 TD ... **CARDINALS** – J. Rosen 40–23–252–1–2 TDs.

INTs: 49ERS – J. Tartt 1–23 ... **CARDINALS** – None.

SACKS: 49ERS – A. Armstead 1–9, R. Sherman 1–7, R. Blair III 1–3 ... **CARDINALS** – A. Bethea 1–9, M. Golden 1–8, Z. Moore 1–5, B. Baker 0.5–4, R. Gunter 0.5–4.

49ERS TURNOVER RATIO: +2 (SF: 0 fumbles, 0 INTs/ARZ: 1 fumble, 1 INT).

Weather: Indoors
Playing Surface: Grass
Time: 3:11
Attendance: 61,923



THURSDAY, NOVEMBER 1

OAKLAND 3, SAN FRANCISCO 34

LEVI'S STADIUM



The 49ers secured a decisive victory over the Oakland Raiders, 34–3, on *Thursday Night Football* at Levi's Stadium. The Raiders scored on their first drive of the evening, thanks to a 37–yd. FG from K Daniel Carlson but that would be it for the remainder of the ball game. The 49ers, led by QB Nick Mullens in his NFL debut, thereafter began the scoring affair by finishing the team's opening 75–yard drive with a 24–yard TD pass from Mullens to WR Pierre Garçon. Next, Mullens took the offense on a 13–play, 66–yard drive that was capped off by a 4–yard TD pass to WR Kendrick Bourne to increase their lead to 14–3. The 49ers were able to knock in one more field goal in the first half, a 39–yarder from K Robbie Gould, to take a 17–3 lead into halftime. The 49ers continued their offensive eruption in the 2nd half, as TE George Kittle hauled in a 71–yard reception to bring the team to Oakland's six–yard line on the second play of the half's opening drive. With his 71–yd. recept., along with his 82–yd. TD recept. at LAC, Kittle became the first TE in the NFL to have 2 recepts. of 70 yds. –or– more in a single season since 1972 (NYJ TE Rich Caster). Kittle was rewarded two plays later with a 5–yard TD reception from Mullens, his 3rd TD pass of the night, to increase the San Francisco lead to 24–3. With 3 TD passes, Mullens tied the franchise record for the most TD passes by a player in his first start with the 49ers [QB Tim Rattay vs. StL (11/2/03); QB Ty Detmer vs. Car. (11/8/98); QB Matt Cavanaugh at Phi. (9/23/84)]. After forcing Oakland to punt on the next possession, the 49ers took the ball back and found the end zone again after RB Raheem Mostert took off for a 52–yard TD rush, the first of his career. Gould later knocked in a 25–yard FG in the 4th quarter, which settled the 49ers victory at a score of 34–3.

NOTES: The **49ers** tied the all–time series against the two teams at 7 wins apiece. San Francisco finished the "Battle of the Bay" series as winners of four of the final five matchups. San Francisco's 31–point margin of victory was the largest by the team since 10/27/13 (42–10 at Jax.) ... The **49ers offense** registered 405 total net yds. on 54 plays (7.50 avg.). The 7.50 avg. yds. per play were the highest by the team in a single game since 11/12/17 vs. NYG (8.17 yds. per play) ... The **49ers offense** did not allow a sack on 22 passing atts. by QB Nick Mullens. It marked the first time the team did not allow a sack since 12/31/17 at LAR (33 atts. – QB Jimmy Garoppolo) ... In his NFL debut, QB **Nick Mullens** completed 16 of 22 atts. (72.7 pct.) for 262 yds., 3 TDs and QB rating of 151.9. According to the Elias Sports Bureau, **Mullens** is the first player, making his NFL debut with the 49ers, to throw for 2–or–more TDs in that game. He also set the franchise record for highest QB rating (min. 10 atts.) in his first start with the team (151.9) and ranks 3rd for the most passing yds. (262). **Mullens'** 151.9 QB rating was the highest QB rating in a single–game by a 49ers QB since 10/29/12 vs. Arz. (QB Alex Smith – 157.1). **Mullens'** avg. of 11.9 yds. per att. was the highest avg. yds. per att. by a 49ers QB in a single–game since 10/18/15 vs. Bal. (QB Colin Kaepernick – 12.9 yds. per att.). On the 49ers first possession of the game, QB **Nick Mullens** engineered a 6–play, 75–yd. drive that resulted in a 24–yd. TD pass to WR **Pierre Garçon**. He completed each of his 3 passes for 41 yds., including his first–career TD pass. With 3 TD passes on the night, **Mullens** became the first member of the 49ers to throw for 3–or–more TDs in a game since QB Colin Kaepernick on 11/27/16 at Mia. (3 TD passes) ... TE **George Kittle** registered 4 recepts. for 108 yds. and 1 TD. This marked his 2nd 100–yd. game of the season (125 yds. at LAC) and 3rd of his career. **Kittle** is the first 49ers TE to have multiple 100–yd. games in a single season since TE Vernon Davis in 2011 [118 yds. at StL (1/1/12); 114 at Cin. (9/25/11)] ... RB **Raheem Mostert** registered 7 carries for 86 yds. including a career–long 52–yd. TD run, marking the first TD of his career ... WR **Kendrick Bourne** registered 2 recepts. for 6 yds. and 1 TD, his 3rd TD recept. of the season ... WR **Richie James Jr.** registered career highs in both recepts. (2) and rec. yds. (60) ... The **49ers defense** finished the game with 8.0 sacks. It marked the 10th time since 1982 and the first time since 1/3/10 at StL (8.0 sacks) the team has registered 8.0–or–more sacks in a game ... DL **Cassius Marsh** registered a single game career–high 2.5 sacks on the night. He now has 3.5 sacks on the season and 9.5 in his career ... Making his season debut, LB **Dekoda Watson** registered 1.5 sacks on the night. His 1.5 sacks set a single–game career high ... DL **DeForest Buckner** brought down Raiders QB Derek Carr for a 5–yd. sack. He now has 5.5 sacks on the season and 14.5 for his career ... DL **Ronald Blair III** registered 1.0 sack of Carr. Along with his 1.0 sack last week at Arz. (10/28/18), **Blair III** has registered 1.0 sacks in consecutive games for the first time in his career ... DL **Solomon Thomas** was credited with 1.0 sack on the night, marking his first on the season and 4th of his career.

	1st	2nd	3rd	4th	Pts
Oakland	3	0	0	0	3
San Francisco	7	10	14	3	34

OAK – D. Carlson, 37 FG (10–56, 5:30)
SF – P. Garçon, 24 pass from N. Mullens (R. Gould) (6–75, 2:43)
SF – K. Bourne, 4 pass from N. Mullens (R. Gould) (13–66, 7:24)
SF – R. Gould, 39 FG (7–59, 1:38)
SF – G. Kittle, 5 pass from N. Mullens (R. Gould) (4–75, 2:24)
SF – R. Mostert, 52 run (R. Gould) (3–68, 1:16)
SF – R. Gould, 25 FG (8–22, 5:32)

TEAM STATISTICS	OAK	SF
First Downs	14	18
Net Yards Gained	242	405
Rushes/Yards	23/102	32/143
Net Yards Passing	140	262
Att/Comp/INT	24/17/0	22/16/0
Sacked/Yards Lost	8/39	0/0
Punts/Average	6/37.5	3/54.7
Fumbles/Lost	2/0	1/0
Penalties/Yards	6/40	3/23
Time of Possession	31:26	28:34
3rd Down Efficiency	3/12 (25%)	5/12 (42%)

RUSHING: RAIDERS – D. Martin 11–49, D. Washington 5–27, M. Bryant 1–17, D. Carr 3–5, J. Richard 2–4, A. McCarron 1–0 ... **49ERS** – R. Mostert 7–86–1 TD, M. Breida 12–44, A. Morris 7–13, M. Goodwin 1–2, K. Juszczyk 1–1, N. Mullens 4–(–3).

RECEIVING: RAIDERS – J. Richard 4–45, B. LaFell 3–20, M. Bryant 2–29, J. Cook 2–20, J. Nelson 2–16, D. Martin 1–20, D. Harris 1–13, D. Carrier 1–8, S. Roberts 1–8 ... **49ERS** – G. Kittle 4–108–1 TD, P. Garçon 3–56–1 TD, R. James Jr. 2–60, K. Juszczyk 2–10, K. Bourne 2–6–1 TD, M. Goodwin 1–11, R. Dwelley 1–8, M. Breida 1–3.

PASSING: RAIDERS – D. Carr 21–16–171–0–0 TDs, A. McCarron 3–1–8–0–0 ... **49ERS** – N. Mullens 22–16–262–0–3 TDs.

INTs: RAIDERS – None ... **49ERS** – None.

SACKS: RAIDERS – None ... **49ERS** – C. Marsh 2.5–13, D. Watson 1.5–6, R. Blair III 1–7, D. Buckner 1–5, S. Thomas 1–2.

49ERS TURNOVER RATIO: 0 (OAK: 0 fumbles, 0 INTs/SF: 0 fumbles, 0 INTs).

Weather: Clear
Temperature: 82 degrees
Wind: Northwest 8 mph
Playing Surface: Grass
Time: 2:50
Attendance: 69,592



MONDAY, NOVEMBER 12

NEW YORK GIANTS 27, SAN FRANCISCO 23

LEVI'S STADIUM



In a game that came down to the final play, the 49ers fell short to the New York Giants, 27–23, at Levi's Stadium on ESPN's *Monday Night Football*. After San Francisco forced a three–and–out on the game's opening possession, QB Nick Mullens, making his second career start, led the offense on a scoring drive that was capped off by a 53–yard FG from K Robbie Gould. The kick improved Gould's career kicking percentage from 50+ yards to 78.4 percent, which ranks 1st in NFL history (min. 20 FGM). Later in the first quarter, the Giants found the end zone on a 10–yard TD pass from QB Eli Manning to WR Odell Beckham Jr., taking a 7–3 lead. However, on the initial possession of the 2nd quarter, RB Matt Breida finished a 7–play, 75–yard drive by propelling into the end zone for a 3–yard rushing TD to take a 10–7 advantage. While Giants K Aldrick Rosas knocked in a 20–yard FG to tie the game, Gould responded with a 36–yarder of his own with seconds remaining in the quarter to secure the lead again heading into halftime, 13–10. Mullens opened the 2nd half by marching the offense down the field and finding Breida in the end zone for an 11–yard TD pass. With the catch, Breida became the first 49ers player to register a rushing and receiving TD in the same game since 2014. The Giants responded on the next possession, as Beckham Jr. hauled in a 20–yard TD, narrowing the San Francisco lead to 20–17. Later in the 3rd quarter, the Giants tied the game at 20 points each with a 31–yard FG from Rosas. The teams found themselves tied with minutes to go in the 4th quarter after trading possessions. Mullens commanded the offense on a 54–yard drive that ended with a 30–yard FG from Gould to take back the lead, 23–20, with less than three minutes to go. However, Manning embarked on a drive of his own and connected with WR Sterling Shepard on a 3–yard TD pass to obtain the advantage, 27–23. The 49ers offense found themselves within striking distance of the end zone with seconds remaining, but could not connect and were ultimately bested by the Giants, 27–23, in a back–and–forth battle on *Monday Night Football*.

NOTES: The **49ers offense** did not allow a sack on 39 atts. by QB Nick Mullens, the second consecutive game the team did not allow a sack [0 sacks allowed on 22 atts. by Mullens vs. Oak. (11/1/18)]. This marks the first time since Weeks 3–4 of the 2000 season that the team did not allow a sack in consecutive weeks [34 atts. by QB Jeff Garcia at StL (9/17/00); 26 atts. by Garcia at Dal. (9/24/00)] ... The **49ers offense** converted 8 of 13 3rd down atts. (61.5 pct.), the highest 3rd down conversion rate by the team since 12/24/17 vs. Jax. [10 of 15 (66.7 pct.)] ... RB **Matt Breida** registered a career–high 17 carries for 101 yds. and 1 TD, marking his 2nd–career 100–yd. game [138 yds. vs. Det. (9/16/18)]. His 3–yd. TD run marked the 3rd of the season and 5th of his career. **Breida** also added 3 repts. for 31 yds. and 1 TD. He now has 2 TD repts. on the season and 3 for his career ... **Breida** became the first member of the 49ers to register at least 1 rushing TD and 1 rec. TD in the same game since WR Bruce Ellington on 12/20/14 vs. SD (1 rushing TD and 1 rec. TD) ... QB **Nick Mullens** completed 27 of 39 atts. (69.2 pct.) for 250 yds. and 1 TD. Through his first two starts, **Mullens** has thrown for 512 yds., marking the 5th–most passing yds. by a 49ers QB in his first two starts with the team since the merger in 1970 ... TE **George Kittle** registered a career–high 9 repts. for 83 yds. ... DL **DeForest Buckner** and LB **Dekoda Watson** shared a sack of Giants QB Eli Manning for a loss of 8 yds. **Buckner** has now tied his single–season career–high with 6.0 sacks on the season while **Watson** has tied his single–season career–high with 2.0 sacks this year.

	1st	2nd	3rd	4th	Pts
New York Giants	7	3	10	7	27
San Francisco	3	10	7	3	23

SF – R. Gould, 53 FG (6–19, 3:19)
NYG – O. Beckham Jr., 10 pass from E. Manning (A. Rosas) (3–12, 1:20)
SF – M. Breida, 3 run (R. Gould) (7–75, 4:38)
NYG – A. Rosas, 20 FG (14–80, 6:45)
SF – R. Gould, 36 FG (11–57, 1:48)
SF – M. Breida, 11 pass from N. Mullens (R. Gould) (11–60, 6:51)
NYG – O. Beckham Jr., 20 pass from E. Manning (A. Rosas) (4–53, 1:33)
NYG – A. Rosas, 31 FG (5–34, 2:05)
SF – R. Gould, 30 FG (11–54, 6:11)
NYG – S. Shepard, 3 pass from E. Manning (A. Rosas) (9–75, 1:53)

TEAM STATISTICS	NYG	SF
First Downs	17	24
Net Yards Gained	277	374
Rushes/Yards	23/97	29/124
Net Yards Passing	180	250
Att/Comp/INT	31/19/0	39/27/2
Sacked/Yards Lost	1/8	0/0
Punts/Average	5/47.6	3/44.3
Fumbles/Lost	0/0	0/0
Penalties/Yards	8/78	10/97
Time of Possession	25:46	34:14
3rd Down Efficiency	5/12 (42%)	8/13 (62%)

RUSHING: GIANTS – S. Barkley 20–67, S. Shepard 1–27, W. Gallman 2–3 ... **49ERS** – M. Breida 17–101–1 TD, A. Morris 9–19, K. Juszczyk 1–3, N. Mullens 2–1.

RECEIVING: GIANTS – O. Beckham Jr. 4–73–2 TDs, E. Engram 4–46, S. Barkley 4–33, E. Penny 2–12, S. Shepard 2–9–1 TD, C. Coleman 1–11, R. Ellison 1–6, S. Pulley 1–(–2) ... **49ERS** – G. Kittle 9–83, M. Goodwin 4–69, K. Bourne 4–33, D. Pettis 4–12, M. Breida 3–31–1 TD, K. Juszczyk 2–10, T. Taylor 1–12.

PASSING: GIANTS – E. Manning 31–19–188–0–3 TDs ... **49ERS** – N. Mullens 39–27–250–2–1 TD.

INTs: GIANTS – B. Goodson 2–8 ... **49ERS** – None.

SACKS: GIANTS – None ... **49ERS** – D. Buckner 0.5–4, D. Watson 0.5–4.

49ERS TURNOVER RATIO: –2 (NYG: 0 fumbles, 0 INTs/SF: 0 fumbles, 2 INTs).

Weather: Hazy
Temperature: 62 degrees
Wind: 0 mph
Playing Surface: Grass
Time: 3:06
Attendance: 69,409



SUNDAY, NOVEMBER 25
SAN FRANCISCO 9, TAMPA BAY 27
RAYMOND JAMES STADIUM



The 49ers came up short in a 27–9 contest against the Tampa Bay Buccaneers at Raymond James Stadium. The Buccaneers scored the only points in the first quarter, thanks to a 6–yd. TD pass from QB Jameis Winston to TE Cameron Brate to open the game at 7–0. The 49ers responded in the 2nd quarter with a 9–play, 79–yd. drive that tied the game after QB Nick Mullens found WR Dante Pettis for a 13–yard TD pass. On the drive, Breida rushed for 39 yds. He finished the day with 106 rushing yds., marking the first time he has registered 100–or–more yds. in consecutive games in his career. Thereafter, Buccaneers K Cairo Santos knocked in two FGs from 41 and 39 yards to secure a 13–6 Tampa Bay advantage entering halftime. On the opening possession of the 2nd half, 49ers K Robbie Gould converted a 23–yd FG to narrow the Tampa Bay lead to 13–9. Albeit, the Buccaneers answered with a 2–yd. TD run from RB Peyton Barber, pushing their lead to 20–9. The Bucs were then able to find the scoreboard one more time in the 4th quarter after Winston connected with WR Adam Humphries on a 28–yd. TD pass, ending the contest at 27–9.

NOTES: The **49ers offense** finished the game with 24 rushes for 148 yds. (6.2 avg.). San Francisco has now registered 100–or–more rushing yds. in a game nine times this season, the most in the NFL ... Tampa–area native RB **Matt Breida** registered 14 carries. for 106 yds. **Breida** has now reached 100–or–more rushing yds. in consecutive games [101 rushing yds. vs. NYG (11/12/18)] for the first time in his career and has now reached 100 rushing yds. three times in his career. **Breida** became the first member of the 49ers to register at least 100 rushing yds. in consecutive games since RB Frank Gore in 2014 [158 rushing yds. vs. SD (12/20/14) & 144 rushing yds. vs. Arz. (12/28/14)] ... WR **Dante Pettis** hauled in 4 receipts. for a career–high 77 yds. and 1 TD. Pettis' 13–yd. TD receipt. marked the 2nd of his career ... DL **DeForest Buckner** brought down Buccaneers QB Jameis Winston for a loss of 8 yds. **Buckner** set a single–season career high with 7.0 sacks on the season and now has 16.0 for his career. **Buckner's** 7.0 sacks on the season are the most by a member of the 49ers in a single season since 2013 (LB Ahmad Brooks & LB Aldon Smith – 8.5 sacks).

	1st	2nd	3rd	4th	Pts
San Francisco	0	6	3	0	9
Tampa Bay	7	6	7	7	27

- TB** – C. Brate, 6 pass from J. Winston (C. Santos) (7–73, 3:50)
SF – D. Pettis, 13 pass from N. Mullens (kick failed) (9–79, 5:42)
TB – C. Santos, 41 FG (12–53, 5:11)
TB – C. Santos, 39 FG (8–38, 1:37)
SF – R. Gould, 23 FG (10–78, 3:58)
TB – P. Barber, 2 run (C. Santos) (6–75, 2:37)
TB – A. Humphries, 28 pass from J. Winston (C. Santos) (10–85, 5:00)

TEAM STATISTICS	SF	TB
First Downs	23	25
Net Yards Gained	342	412
Rushes/Yards	24/148	31/108
Net Yards Passing	194	304
Att/Comp/INT	32/18/2	38/29/0
Sacked/Yards Lost	4/27	1/8
Punts/Average	6/43.3	5/46.0
Fumbles/Lost	1/0	0/0
Penalties/Yards	8/68	9/70
Time of Possession	25:51	34:09
3rd Down Efficiency	1/8 (13%)	7/13 (54%)

RUSHING: 49ERS – M. Breida 14–106, J. Wilson Jr. 7–33, G. Kittle 1–10, N. Mullens 2–(–1) ... **BUCCANEERS** – P. Barber 18–47–1 TD, J. Rodgers 5–31, J. Winston 7–24, D. Jackson 1–6.

RECEIVING: 49ERS – G. Kittle 6–48, D. Pettis 4–77–1 TD, M. Breida 3–34, K. Bourne 2–27, R. James Jr. 2–27, J. Wilson Jr. 1–8 ... **BUCCANEERS** – M. Evans 6–116, A. Humphries 6–54–1 TD, C. Godwin 4–42, J. Rodgers 4–31, C. Brate 3–26–1 TD, D. Jackson 3–19, P. Barber 2–16, A. Auclair 1–8.

PASSING: 49ERS – N. Mullens 32–18–221–2–1 TD ... **BUCCANEERS** – J. Winston 38–29–312–0–2 TDs.

INTs: 49ERS – None ... **BUCCANEERS** – I. Johnson 1–7, R. Smith 1–0.

SACKS: 49ERS – D. Buckner 1–8 ... **BUCCANEERS** – J. Pierre–Paul 1–11, V. Vea 1–7, C. Nassib 1–5, G. McCoy 1–4.

49ERS TURNOVER RATIO: –2 (SF: 0 fumbles, 2 INTs/TB: 0 fumbles, 0 INTs).

Weather: Cloudy
Temperature: 77 degrees
Wind: West 7 mph
Playing Surface: Grass
Time: 3:08
Attendance: 50,436



SUNDAY, DECEMBER 2

SAN FRANCISCO 16, SEATTLE 43

CENTURYLINK FIELD



The 49ers were bested by the Seattle Seahawks at CenturyLink Field, 43–16. After trading possessions to begin the game, Seahawks QB Russell Wilson was able to connect with WR Jaron Brown for a 4–yd. TD pass for the first points of the day. On the next Seattle possession, Wilson put his team up 13–0 thanks to a 52–yd. TD pass to WR Tyler Lockett. After getting their hands on the ball again before halftime, Wilson threw a 1–yd. TD pass to WR Doug Baldwin to take a 20–0 lead. With just 1:10 remaining in the first half, 49ers QB Nick Mullens brought the offense within scoring range, and K Robbie Gould connected on a 45–yd. FG to cut into the Seahawks lead, 20–3, at the half. Lockett was able to register an 84–yd. kickoff return to open the 2nd half, which set up room for Seahawks RB Rashaad Penny to punch in a 20–yd. TD rush on the next play. The 49ers offense never quit and responded with a score of their own, a 17–yd. TD reception from WR Dante Pettis, cutting the Seahawks lead to 27–10. However, Seattle answered again to score the 4th quarters first points with an 18–yd. TD pass from Wilson to Brown. The 49ers immediately eradicated the score on the first play of their next drive, as Mullens hit Pettis on a post route that he took for a 75–yd. score, his second of the game. With two TD receptions on the day, Pettis became the first 49ers rookie to register two TDs in a single game since WR J.J. Stokes [vs. StL (11/26/95) – 2 TD receptions] in 1995. Those would be the final points of the day for the 49ers as they dropped another tough division battle to the Seahawks at CenturyLink Field.

NOTES: WR **Dante Pettis** hauled in 5 recpts. for 129 yds. (25.8 avg.) and 2 TDs, all career highs. He hauled in TD passes of 17 and 75 yds. from QB Nick Mullens. This marks the first time in his career he has registered 2–or–more TD recpts. in a single–game. This marked the 11th time in franchise history and first since WR J.J. Stokes vs. StL (11/26/95 – 2 TD recpts.) that a 49ers rookie registered at least 2 TD recpts. in a game. **Pettis** now has 4 rec. TDs on the season, including at least 1 TD recpt. in consecutive games. His 4 TD recpts. are the most by a member of the 49ers in their rookie season since WR Terrell Owens registered 4 TD recpts. in 1996, and are tied for the 4th–most by a rookie in 49ers franchise history. **Pettis'** 129 rec. yds. on the day are the 4th–most by a rookie in franchise history in a single game and are the most since WR Jerry Rice registered 241 rec. yds. vs. LAR (12/9/85). **Pettis'** 129 rec. yds. are the most by a member of the 49ers since WR Pierre Garçon registered 142 rec. yds. vs. LAR (9/21/17) ... QB **Nick Mullens** completed 30 of 48 passes for a career–high 414 yds. and 2 TDs. It marked the first time in his career he has thrown for 400–or–more yds. **Mullens'** 414 passing yds. on the day are the most by a 49ers QB since QB Tim Rattay registered 417 passing yds. vs. Arz. (10/10/04). **Mullens** is the first 49ers QB to throw for 400–or–more yds. in a single game since QB Colin Kaepernick in 2013 [412 yds. vs. GB (9/8/13)] ... RB **Jeff Wilson Jr.** registered career highs with 15 carries for 61 yds. on the ground along with 8 recpts. for 73 yds. **Wilson Jr.'s** 8 recpts. are the most by a 49ers RB since RB Carlos Hyde registered 9 recpts. vs. Arz. (11/5/17) ... RB **Matt Breida** hauled in 3 recpts. for a career–high 51 rec. yds. ... DL **DeForest Buckner** registered 2.0 sacks on the day, bringing down Seahawks QB Russell Wilson for losses of 1 and 5 yds. **Buckner** has now registered at least 0.5 sack in four–consecutive games, the longest streak of his career. He is the first member of the 49ers to register at least 0.5 sack in four–consecutive games since LB Aldon Smith accomplished the feat in Weeks 7–14 of the 2012 season [1.0 vs. Sea. (10/18/12), 2.0 at Arz. (10/29/12), 2.0 vs. StL (11/11/12), 5.5 vs. Chi. (11/19/12), 1.5 at NO (11/25/12), 1.0 at StL (12/2/12) & 2.0 vs. Mia. (12/9/12)]. **Buckner's** 9.0 sacks are the most by a member of the 49ers in a single season since LB Aldon Smith registered 19.5 sacks in 2012. **Buckner** has registered 2.0–or–more sacks in a game 4 times in his career and twice this season [2.5 sacks at Min. (9/9/18)]. ... DL **Ronald Blair III** sacked Wilson for a loss of 16 yds., extending his single–season career high to 4.5 sacks. He now has 9.5 sacks in his career.

	1st	2nd	3rd	4th	Pts
San Francisco	0	3	7	6	16
Seattle	6	14	7	16	43

SEA – J. Brown, 4 pass from R. Wilson (kick failed) (7–74, 4:23)
SEA – T. Lockett, 52 pass from R. Wilson (S. Janikowski) (2–57, 1:12)
SEA – D. Baldwin, 1 pass from R. Wilson (S. Janikowski) (5–33, 0:34)
SF – R. Gould, 45 FG (7–30, 1:17)
SEA – R. Penny, 20 run (S. Janikowski) (1–20, 0:16)
SF – D. Pettis, 17 pass from N. Mullens (R. Gould) (7–58, 3:20)
SEA – J. Brown, 18 pass from R. Wilson (S. Janikowski) (6–88, 3:23)
SF – D. Pettis, 75 pass from N. Mullens (run failed) (1–75, 0:11)
SEA – S. Janikowski, 40 FG (11–53, 6:20)
SEA – B. Wagner, 98 INT return (kick failed)

TEAM STATISTICS	SF	SEA
First Downs	24	21
Net Yards Gained	452	331
Rushes/Yards	23/66	29/168
Net Yards Passing	386	163
Att/Comp/INT	48/30/1	17/11/0
Sacked/Yards Lost	3/28	3/22
Punts/Average	5/40.4	4/49.8
Fumbles/Lost	3/2	0/0
Penalties/Yards	13/128	10/100
Time of Possession	32:30	27:30
3rd Down Efficiency	7/16 (44%)	4/9 (44%)

RUSHING: 49ERS – J. Wilson Jr. 15–61, M. Breida 5–6, N. Mullens 2–1, D. Pettis 1–(–2) ... **SEAHAWKS** – C. Carson 13–69, R. Penny 7–65–1 TD, R. Wilson 4–14, M. Davis 4–10, T. Lockett 1–10.

RECEIVING: 49ERS – J. Wilson Jr. 8–73, G. Kittle 6–70, D. Pettis 5–129–2 TDs, K. Bourne 4–60, M. Breida 3–51, K. Juszczyk 3–20, T. Taylor 1–11 ... **SEAHAWKS** – J. Brown 3–67–2 TDs, C. Carson 3–39, D. Baldwin 2–22–1 TD, T. Lockett 1–52–1 TD, N. Vannett 1–4, M. Turner 1–1.

PASSING: 49ERS – N. Mullens 48–30–414–1–2 TDs ... **SEAHAWKS** – R. Wilson 17–11–185–0–4 TDs.

INTs: 49ERS – None ... **SEAHAWKS** – B. Wagner 1–98–1 TD.

SACKS: 49ERS – D. Buckner 2–6, R. Blair III 1–16 ... **SEAHAWKS** – B. Wagner 1–9, J. Reed 1–8, J. Coleman 0.5–5.5, Q. Jefferson 0.5–5.5.

49ERS TURNOVER RATIO: –3 (SF: 2 fumbles, 1 INT/SEA: 0 fumbles, 0 INTs).

Weather: Cloudy
Temperature: 45 degrees
Wind: South 2 mph
Playing Surface: Turf
Time: 3:15
Attendance: 69,009



SUNDAY, DECEMBER 9

DENVER 14, SAN FRANCISCO 20

LEVI'S STADIUM



San Francisco clinched a hard-fought victory over the Denver Broncos, 20–14, at Levi's Stadium to lead the overall regular season series 8–7. The 49ers received the opening kick and marched down the field when as K Robbie Gould knocked in a 40–yard FG to open the game with a 3–0 lead. The 49ers offense erupted in the second quarter, scoring 17 points while the defense continued to hold the Broncos scoreless. After a 29–yard FG from Gould, TE George Kittle continued his dominant first half against the Broncos by recording and 85–yard reception from QB Nick Mullens on the first play of the drive. Kittle, faking a block on the line, slipped past the Denver defenders and outran everyone on the field to match the 7th–longest pass play in team history, and the longest since the 2005 season. In the first half alone, Kittle hauled in 7 receptions for 210 yards and 1 touchdown. He racked up the most yards in a single game by a tight end in franchise history and the 3rd–most in league history. During the first half, Kittle also became the first 49ers TE in franchise history to eclipse the 1,000 yard–receiving mark. With one minute left in the half, Mullens orchestrated a 72–yard drive that was completed with a 1–yard touchdown pass to WR Dante Pettis. The touchdown reception was Pettis' 5th on the year, which matched RB Jimmy Thomas (1969) and HB R.C. Owens' (1957) total for the 2nd–most by a rookie in franchise history (Dave Parks, 1964 – 8 TDs). With the score, the 49ers held on to a 20–0 lead at halftime, marking the first 49ers shutout in the first half of a game since 9/12/16 vs. LAR. In the second half, the Broncos attempted to bring the game back within reach, first with a 1–yard touchdown rush from RB Philip Lindsay, and then through a 1–yard touchdown pass from QB Case Keenum to WR DaeSean Hamilton, but they were unable to catch up to the 49ers and the score settled at 20–14 in favor of the home team.

NOTES: TE **George Kittle** registered 7 receipts. for a career–high 210 yds. and 1 TD. His 210 rec. yds. are the most in a single game by a TE in franchise history and the 8th–most among all players. **Kittle's** 210 rec. yds. are the 3rd–most by a TE in a single game in the NFL since 1960. **Kittle** hauled in an 85–yd. TD, which is tied for the 11th–longest play from scrimmage in franchise history, tied for the 7th–longest pass play in team history [QB Jim Plunkett to RB Delvin Williams – 85t vs. Was. (11/7/76)] and the longest since 9/25/05 (QB Tim Rattay to WR Brandon Lloyd – 89t vs. Dal.).

According to the Elias Sports Bureau, **Kittle's** 210 rec. yds. in the 1st half were the most in the 1st half of an NFL game since Seattle Seahawks WR Steve Largent registered 224 rec. yds. in the 1st half at Det. (10/18/87). With 210 rec. yds. on the day, **Kittle** has set the franchise record for the most rec. yds. (1,103) in a single season by a 49ers TE. **Kittle** became the first member of the 49ers to reach 1,000 rec. yds. in a single season since WR Anquan Boldin registered 1,062 rec. yds. in 2014. His 1,103 rec. yds. are the most by a 49ers player since Boldin had 1,179 rec. yds. in 2013. **Kittle** has now registered at least 4 receipts. in 11–consecutive team games, the longest streak of his career and the longest by a member of the 49ers since WR Terrell Owens accomplished the feat in Weeks 5–15 of the 2002 season. **Kittle** has 5 games this season with 90–or–more yds., tying TE Vernon Davis (2009) for the most in a single season by a 49ers TE. With 3 receipts. of 70–or–more yds. this season, **Kittle** joins WR Odell Beckham Jr. (3 in 2015 with NYG) and WR Torrey Smith (3 in 2015 with SF) as the last players to have 3–or–more receipts. of 70–plus yds. in a single season ... WR **Dante Pettis** hauled in 3 receipts. for 49 yds. and 1 TD. **Pettis'** 1–yd. TD receipt. made him the first member of the 49ers to register 1–or–more TD receipts. in three–consecutive games since TE Vernon Davis accomplished the feat in Weeks 11–15 of the 2013 season. **Pettis'** 5 rec. TDs on the season are the most by a member of the 49ers in their rookie season since RB Jimmy Thomas registered 5 TD receipts. in 1969, and are tied for the 2nd–most by a rookie in 49ers franchise history. With 5 TD receipts. on the year, **Pettis** ranks 3rd in the NFL among all rookies ... QB **Nick Mullens** completed 20 of 33 atts. for 332 yds., 2 TDs and a QB rating of 102.1. **Mullens** is the first 49ers QB to throw for 300–or–more yds. in a consecutive games [30 of 48 for 414 yds. and 2 TDs at Sea. (12/2/18)] since QB Jimmy Garoppolo in 2017 [20 of 33 for 334 and 1 TD at Hou. (12/10/17) and 31 of 43 for 381 and 1 TD vs. Ten. (12/17/17)]. **Mullens** is the first undrafted 49ers QB to throw for 300–or–more yds. in consecutive games since QB Jeff Garcia accomplished the feat in the three straight games from 12/3/00–12/17/00 ... RB **Jeff Wilson Jr.** rushed for a career–high 90 yds. on 23 atts. The 23 atts. were the most by a 49ers RB since 9/21/17 (RB Carlos Hyde – 25 atts. for 84 yds. and 2 TDs vs. LAR) ... DB **D.J. Reed Jr.** brought down Broncos QB Case Keenum for a sack of 5 yds., the first sack of his career ... DL **Ronald Blair III** registered 1.0 sack on the day, extending his career high to 5.5 sacks on the season.

	1st	2nd	3rd	4th	Pts
Denver	0	0	7	7	14
San Francisco	3	17	0	0	20

SF – R. Gould, 40 FG (9–56, 4:37)
SF – R. Gould, 29 FG (7–69, 4:09)
SF – G. Kittle, 85 pass from N. Mullens (R. Gould) (1–85, 0:13)
SF – D. Pettis, 1 pass from N. Mullens (R. Gould) (7–72, 0:59)
DEN – P. Lindsay, 3 run (B. McManus) (11–56, 4:54)
DEN – D. Hamilton, 1 pass from C. Keenum (B. McManus) (14–69, 3:02)

TEAM STATISTICS	DEN	SF
First Downs	22	24
Net Yards Gained	274	389
Rushes/Yards	27/103	30/84
Net Yards Passing	171	305
Att/Comp/INT	42/24/0	33/20/1
Sacked/Yards Lost	2/15	3/27
Punts/Average	6/47.8	5/42.0
Fumbles/Lost	4/0	3/0
Penalties/Yards	11/62	11/87
Time of Possession	29:19	30:41
3rd Down Efficiency	2/15 (13%)	4/13 (31%)

RUSHING: BRONCOS – R. Freeman 6–36, P. Lindsay 14–30–1 TD, C. Keenum 4–24, T. Patrick 1–11, A. Janovich 1–3, C. Sutton 1–(–1) ... **49ERS** – J. Wilson Jr. 23–90, A. Morris 2–4, N. Mullens 5–(–10).

RECEIVING: BRONCOS – T. Patrick 7–85, D. Hamilton 7–47–1 TD, P. Lindsay 4–21, C. Sutton 2–14, D. Booker 2–11, B. Parker 1–5, M. LaCrosse 1–3 ... **49ERS** – G. Kittle 7–210–1 TD, D. Pettis 3–49–1 TD, K. Bourne 2–22, K. Juszczyk 2–21, M. Goodwin 2–20, T. Taylor 1–6, J. Wilson Jr. 1–6, A. Morris 1–3, J. Staley 1–(–5).

PASSING: BRONCOS – C. Keenum 42–24–186–0–1 TD ... **49ERS** – N. Mullens 33–20–332–1–2 TDs.

INTs: BRONCOS – D. Stewart 1–0 ... **49ERS** – None.

SACKS: BRONCOS – B. Chubb 2.0–18, V. Miller 1.0–9 ... **49ERS** – R. Blair III 1.0–10, D. Reed Jr. 1.0–5.

49ERS TURNOVER RATIO: –1 (DEN: 0 fumbles, 0 INTs/SF: 0 fumbles, 1 INT).

Weather: Overcast

Temperature: 54 degrees

Wind: Northwest 3 mph

Playing Surface: Grass

Time: 3:19

Attendance: 69,449



SUNDAY, DECEMBER 9

SEATTLE 23, SAN FRANCISCO 26 (OT)

LEVI'S STADIUM



On a rainy day at Levi's Stadium, the 49ers defeated the Seattle Seahawks for the first time since 2013 in a hard-fought, overtime battle, 26–23. The game was a back and forth affair all afternoon and started with Seattle scoring the game's first points after QB Russell Wilson found WR Doug Baldwin for a 5–yd. TD pass, but K Sebastian Janikowski missed the extra point attempt thereafter. On the following play, the 49ers seized a 7–6 lead after rookie WR Richie James Jr. took the kickoff return 97 yards for a touchdown. James Jr.'s return marked the first time a member of the 49ers has registered a kickoff return for a TD since WR Ted Ginn Jr. took it 102 yards for a touchdown in 2011 [vs. Sea. (9/11/11)]. James Jr. also became first 49ers rookie to register a kickoff return for a TD since 1981 [RB Amos Lawrence – 92–yd. KR TD at LAR (11/22/81)]. The 49ers opened the scoring in the 2nd quarter with a 10–play, 98–yard touchdown drive that was completed with a 41–yd. TD pass from QB Nick Mullens to TE Garrett Celek. The scoring drive was the team's longest since 2002 when the 49ers capped off a 12–play, 99–yd. drive with a 6–yd. TD rush by RB Kevan Barlow at Sea. (10/14/02). With the score, the 49ers were able to extend their lead to 14–6. On the next possession, Wilson found Baldwin for another touchdown to bring the score to 14–13. Next, Mullens took the ball back and led the offense down the field to set up a 28–yd. FG from K Robbie Gould to extend the team's lead to 17–13 going into the half. After the teams traded punts to open the second half, Mullens again moved the 49ers offense within scoring range to set up a 33–yd. FG from Gould, pushing the San Francisco lead to 20–13. Seahawks RB Chris Carson kicked off a dramatic fourth quarter with a 1–yd. TD rush on 4th down to tie the game at 20 apiece. On the next possession, the 49ers offense provided room for a game–long, 45–yd. FG from Gould to take a 23–20 lead. Seattle then tied the game on the subsequent drive with a 48–yd. FG from Janikowski. In a tie game, late in the 4th quarter and OT, the 49ers defense forced the Seahawks offense to punt on each of their final three possessions of the game. Seattle won the overtime coin toss and elected to receive, but the 49ers defense held their ground and forced a three–and–out, turning the ball back over to the offense at the 38–yd. line. The 49ers offense ran the ball effectively in their overtime drive and again moved the ball within range for Gould, who knocked in a 36–yd. FG, his fourth of the day, to clinch the victory over their division foe, 26–23. With 14 points on the day, Gould became the 23rd kicker in NFL history to register at least 1,500 points in his career. He has also registered 111 points this season, marking the first time he has scored 100–or–more points in consecutive seasons since he did so in six straight years with Chicago from 2006–11.

NOTES: K **Robbie Gould** connected on all 4 FGAs and 2 PATs, including the game–winning 36–yd. FG in OT. This marked Gould's 6th–career game–winning FG in OT and his first since 11/17/13 as a member of the Chicago Bears vs. Bal. With 14 points on the day, **Gould** became the 23rd kicker in NFL history to register at least 1,500 points in his career (1,513). **Gould** has now scored 111 points this season, marking the first time he scored 100–or–more in consecutive seasons (145 points in 2017) since he accomplished the feat in 6 straight seasons from 2006–11. He is also the first member of the 49ers to score 100–or–more points in consecutive seasons since 2013–14 [K Phil Dawson – 140 points (2013) and 108 points (2014)]. **Gould** has now connected on 19 consecutive FGAs, which tied for the 3rd–longest streak in franchise history ... WR **Richie James Jr.** registered a 97–yd. kickoff return for a TD. It marked the first time a member of the 49ers registered a kickoff return for a TD since WR Ted Ginn Jr. registered a 102–yd. kickoff return for a TD vs. Sea. (9/11/11). **James Jr.** became the first 49ers rookie to register a kickoff return for a TD since 1981 [RB Amos Lawrence – 92–yd. KR TD at LAR (11/22/81)]. **James Jr.'s** kickoff return for a TD was just the 4th in the NFL this season (Jakeem Grant, Mia.; Darius Jennings, Ten. & Cordarrelle Patterson, NE) ... The **49ers offense** engineered a 10–play, 98–yd. drive that was capped off by a 41–yd. TD pass from QB Nick Mullens to TE Garrett Celek, marking team's longest TD drive since 2002 when the 49ers capped off a 12–play, 99–yd. drive with a 6–yd. TD run by RB Kevan Barlow at Sea. (10/14/02) ... QB **Nick Mullens** completed 20 of 29 atts. for 275 yds., 1 TD and a QB rating of 110.6 ... This season, **Mullens** threw for 689 yds. against the Seahawks [414 yds. at Sea. (12/2/18)], the most passing yds. allowed by any QB in a single–season since their franchise inception in 1976 ... In a tie game, late in the 4th qtr. and OT, the **49ers defense** forced the Seahawks offense to punt on each of their final 3 possessions of the game, including setting up the 49ers offense for the game–winning FG in OT ... DL **DeForest Buckner** registered a career–high 11 tackles and 2.0 sacks on the day. He extended his single–season career high to 11.0 sacks, becoming the first member of the 49ers to register double–digit sacks since LB Aldon Smith finished with 19.5 sacks in 2012 ... LB **Mark Nzeocha** recorded his 1st sack and FF of his career after bringing down Seahawks QB Russell Wilson for an 8–yd. loss.

	1st	2nd	3rd	4th	OT	Pts
Seattle	6	7	0	10	0	23
San Francisco	7	10	3	3	3	26

- SEA** – D. Baldwin, 5 pass from R. Wilson (kick failed) (9–59, 4:05)
- SF** – R. James Jr., 97 kickoff return (R. Gould)
- SF** – G. Celek, 41 pass from N. Mullens (R. Gould) (10–98, 5:22)
- SEA** – D. Baldwin, 35 pass from R. Wilson (S. Janikowski) (8–79, 4:10)
- SF** – R. Gould, 28 FG (9–66, 4:14)
- SF** – R. Gould, 33 FG (8–51, 3:54)
- SEA** – C. Carson, 1 run (S. Janikowski) (10–75, 4:03)
- SF** – R. Gould, 45 FG (7–48, 4:00)
- SEA** – S. Janikowski, 48 FG (7–45, 4:30)
- SF** – R. Gould, 36 FG (7–44, 4:19)

TEAM STATISTICS	SEA	SF
First Downs	18	20
Net Yards Gained	385	351
Rushes/Yards	35/168	26/94
Net Yards Passing	217	257
Att/Comp/INT	31/23/0	29/20/0
Sacked/Yards Lost	3/20	3/18
Punts/Average	8/53.3	4/48.0
Fumbles/Lost	1/0	1/1
Penalties/Yards	14/148	8/66
Time of Possession	37:14	29:40
3rd Down Efficiency	9/19 (47%)	3/10 (30%)

RUSHING: SEAHAWKS – C. Carson 22–119–1 TD, M. Davis 5–21, R. Wilson 5–15, T. Lockett 1–11, J. McKissic 2–2 ... **49ERS** – M. Breida 17–50, J. Wilson Jr. 7–46, N. Mullens 2–(–2).

RECEIVING: SEAHAWKS – M. Davis 8–63, C. Carson 6–29, D. Baldwin 4–77–2 TDs, T. Lockett 2–45, E. Dickson 2–14, D. Moore 1–9 ... **49ERS** – D. Pettis 5–83, M. Breida 5–46, G. Kittle 3–51, G. Celek 2–61–1 TD, K. Bourne 2–16, T. Taylor 1–8, M. Goodwin 1–7, K. Juszczyk 1–3.

PASSING: SEAHAWKS – R. Wilson 31–23–237–0–1 TD ... **49ERS** – N. Mullens 29–20–275–0–1 TD.

INTs: SEAHAWKS – None ... **49ERS** – None.

SACKS: SEAHAWKS – J. Reed 2.0–18, F. Clark 1.0–0 ... **49ERS** – D. Buckner 2.0–12, M. Nzeocha 1.0–8.

49ERS TURNOVER RATIO: –1 (SEA: 0 fumbles, 0 INTs/SF: 1 fumble, 0 INTs).

Weather: Cloudy
Temperature: 61 degrees
Wind: South 11 mph
Playing Surface: Grass
Time: 3:18
Attendance: 68,836



SUNDAY, DECEMBER 23
CHICAGO 14, SAN FRANCISCO 9
LEVI'S STADIUM



San Francisco fell short in a back-and-forth game against the Chicago Bears, 14–9, in their final game of the season at Levi's Stadium. The teams exchanged multiple possessions in the first quarter, however neither team was able to find the scoreboard. In the first drive of the 2nd quarter, 49ers K Robbie Gould converted a 33–yd. FG to open the game's scoring and give San Francisco a 3–0 advantage. On the next drive, DL DeForest Buckner picked up a Bears QB Mitchell Trubisky fumble, which set up room for a 30–yd. FG from Gould to extend the team's lead to 6–0. Buckner also notched 1.0 sack on the day, moving his season sack total to 12.0, the fourth–most by a 49ers' defender since 2000. Trubisky then found WR Anthony Miller on the next drive for a 4–yard TD pass to take a 7–6 lead. With less than two minutes to go in the second half, QB Nick Mullens was able to orchestrate an 8–play, 63–yd. drive that set up a 23–yd. FG from Gould, providing San Francisco with a 9–7 lead at the half. Gould connected on all 3 FGAs on the day, extending his streak of consecutive made to 22 FGs, the third–most in franchise history. The Bears opened the third quarter by scoring on their initial drive, thanks to a 2–yd. TD rush from RB Jordan Howard. The 49ers defense, though, was able to hold the Bears scoreless for the remainder of the game. While Chicago was looking to run the clock down late in the fourth quarter, DB Tarvarius Moore caught up to Bears WR Allen Robinson II and knocked the ball free, which was recovered by DB Greg Mabin. Mullens next took the reins on the two–minute drive and pushed the team into Chicago territory. The 49ers offense was unable to find the end zone and failed to convert on 4th and 4, losing a close game to the Bears, 14–9. Mullens registered 241 passing yds. on the day, the third–most by any QB in their first seven career games.

NOTES: QB **Nick Mullens** completed 22 of 38 atts. for 241 yds. today. With 241 passing yds., he became the first 49ers quarterback to register 220–or–more passing yds. in seven–consecutive games since QB Jeff Garcia accomplished the feat in Weeks 5–11 of the 2000 season. **Mullens** has now thrown for 1,995 yds. in his first 7 career games, the 3rd–most in the NFL since 1970 ... DL **DeForest Buckner** registered 3 tackles and 1.0 sack on the day. He extended his single–season career high to 12.0 sacks. **Buckner's** 12.0 sacks on the season are the 4th–most by a 49ers defender since 2000. **Buckner** also recovered a Bears fumble, marking the 3rd FR of his career and the first since 11/13/16 at Arz. ... DL **Cassius Marsh** brought down Bears QB Mitchell Trubisky twice on the day, increasing his single–season career high to 5.5 sacks. **Marsh** now has two career games with 2.0–or–more sacks [2.5 sacks vs. Oak. (11/1/18)] ... Late in the 4th qtr., DB **Tarvarius Moore** registered his first career FF, punching the ball out from Bears WR Allen Robinson II. The loose ball was picked up by DB **Greg Mabin**, which was his first career FR ... K **Robbie Gould** connected on all 3 FGAs on the day. He has now connected on 22 consecutive FGAs, which is the 3rd–longest streak in franchise history.

	1st	2nd	3rd	4th	Pts
Chicago	0	7	7	0	14
San Francisco	0	9	0	0	9

SF – R. Gould, 33 FG (12–48, 6:26)
SF – R. Gould, 30 FG (7–14, 3:00)
CHI – A. Miller, 4 pass from M. Trubisky (C. Parkey) (8–75, 3:57)
SF – R. Gould, 23 FG (8–63, 1:52)
CHI – J. Howard, 2 run (C. Parkey) (12–90, 7:53)

TEAM STATISTICS	CHI	SF
First Downs	20	15
Net Yards Gained	325	279
Rushes/Yards	28/90	15/47
Net Yards Passing	235	232
Att/Comp/INT	29/25/0	38/22/1
Sacked/Yards Lost	3/11	1/9
Punts/Average	3/39.7	4/45.3
Fumbles/Lost	2/2	0/0
Penalties/Yards	4/30	6/45
Time of Possession	35:30	24:30
3rd Down Efficiency	5/11 (45%)	7/14 (50%)

RUSHING: BEARS – J. Howard 13–53–1 TD, T. Cohen 6–12, A. Robinson II 1–9, T. Gabriel 1–8, A. Miller 1–4, M. Trubisky 5–3, T. Mizzell 1–1 ... **49ERS** – J. Wilson Jr. 11–27, M. Breida 4–20.

RECEIVING: BEARS – A. Robinson II 6–85, T. Burton 5–30, T. Gabriel 3–28, A. Miller 3–24–1 TD, T. Mizzell 2–27, J. Howard 2–17, B. Braunecker 1–18, T. Cohen 1–7, J. Bellamy 1–6, A. Shaheen 1–4 ... **49ERS** – G. Kittle 7–74, K. Bourne 4–73, M. Goodwin 3–29, D. Pettis 3–21, J. Wilson Jr. 2–11, T. Taylor 1–23, M. Breida 1–6, R. James Jr. 1–4.

PASSING: BEARS – M. Trubisky 29–25–246–0–1 TD ... **49ERS** – N. Mullens 38–22–241–1–0 TDs.

INTS: BEARS – D. Trevathan 1–0 ... **49ERS** – None.

SACKS: BEARS – R. Smith 1.0–9 ... **49ERS** – C. Marsh 2.0–8, D. Buckner 1.0–3.

49ERS TURNOVER RATIO: +1 (CHI: 2 fumbles, 0 INTs/SF: 0 fumbles, 1 INT).

Weather: Partly Cloudy
Temperature: 50 degrees
Wind: 5 mph
Playing Surface: Grass
Time: 3:08
Attendance: 70,806



SUNDAY, DECEMBER 30

SAN FRANCISCO 32, LOS ANGELES RAMS 48

LOS ANGELES MEMORIAL COLISEUM



The 49ers dropped their 2018 season finale, 48–32, against the Los Angeles Rams at the Los Angeles Memorial Coliseum. It marked the first time the 49ers lost at The Coliseum since the Rams moved back to L.A. The Rams capitalized on their scoring chances early in the 1st quarter, notching two touchdowns to take a 14–0 lead. San Francisco countered with a 30–yd. FG from K Robbie Gould to narrow the Rams' lead at the end of the quarter to 14–3. Gould's lone FGA on the day settled his FG pct. at a league-leading and franchise-best 97.1 pct. The Rams would continue to take advantage of their chances and scored two more touchdowns to open the 2nd quarter and seize a 28–3 lead. The 49ers remained persistent all throughout the game, though, and QB Nick Mullens responded by orchestrating an 8–play, 75–yd. drive that was capped off by a 9–yd. TD pass to WR Richie James Jr. Although, the Rams were able to tack on one last FG before the half came to a close, expanding their lead to 31–10. On the opening drive of the 2nd half, Rams QB Jared Goff found WR Josh Reynolds for a 29–yd. TD pass. Mullens took the ball and responded by again leading the offense on a 75–yd. drive that resulted in a 1–yd. TD rush by RB Alfred Morris. The Rams responded, however, with another TD pass to Reynolds to increase their lead to 45–17. Rams K Greg Zuerlein later opened the 4th quarter with a FG that expanded their lead to 48–17. San Francisco continued to fight back, as Mullens connected with WR Kendrick Bourne on a 3–yd. TD pass. After forcing the Rams to punt on the ensuing possession, TE George Kittle set the NFL's all-time single-season record for receiving yards by a tight end after catching an out route and taking it 43 yards for the score. With the catch, Kittle also established the single-season franchise record for receptions by a tight end with 88 passes hauled in. His 88 receptions were the most in a single season by a member of the 49ers since WR Terrell Owens brought in 100 receptions in 2002. The 49ers successfully converted the two-point attempt after Mullens linked up with WR Trent Taylor, narrowing the deficit to 48–32. Afterward, San Francisco attempted an onside kick, but was unsuccessful. The Rams were then able to run out the clock and secure the victory.

NOTES: TE **George Kittle** registered 9 repts. for 149 yds. and 1 TD. He finished the 2018 season with 1,377 rec. yds., the most in a single season by a TE in NFL history. **Kittle** finished the season with 88 repts., the most by a TE in a single season in franchise history. His 88 repts. were the most in a single season by a member of the 49ers since WR Terrell Owens finished with 100 repts. in 2002. **Kittle** registered 100–or–more rec. yds. for the 4th time this season, the most 100–yd. games by a TE in a single-season in franchise history. It also marked the first time a member of the 49ers has registered four games of 100–or–more rec. yds. since WR Michael Crabtree accomplished the feat in 2012 [113 yds. vs. Buf. (10/7/12), 101 yds. at StL. (12/2/12), 107 yds. at NE (12/16/12) & 172 yds. vs. Arz. (12/30/12)]. **Kittle** finished the season with 6 games of 90–or–more yds., setting the franchise record for the most games with 90–or–more rec. yds. by a TE in a single season. **Kittle** finished the season with an NFL-leading 870 yds. after the catch, according to Radar360. His 870 YAC are the most by any player in a single season since 2010 ... QB **Nick Mullens** completed 23 of 33 atts. for 282 yds. and 3 TDs on the day. With 282 passing yds., he has become the first 49ers QB to register 220–or–more passing yds. in eight–consecutive games since QB Joe Montana accomplished the feat in nine–consecutive games from 12/9/85 to 12/7/86. **Mullens** has now thrown for 2,277 yds. in his first 8 career games, the 4th–most in the NFL since 1970 ... RB **Alfred Morris** registered 16 carries for a season–high 111 yds. and 1 TD, including a season–long 51–yd. run. His 51–yd. run was the 2nd–longest of his career [70–yd. run vs. LAR (10/1/17)]. His 1–yd. TD run marked his 2nd of the season and 34th of his career. It marked his first 100–yd. game as a member of the 49ers and 15th of his career. WR **Richie James Jr.** registered 3 repts. for 32 yds. and the first TD repts. of his career, scoring on a 9–yd. pass from QB Nick Mullens ... WR **Kendrick Bourne** registered 5 repts. for 59 yds. and 1 TD repts., catching a 2–yd. TD from Mullens ... K **Robbie Gould** connected on his only FGA on the day from 30 yds. He has now connected on 23 consecutive FGAs, which is the 3rd–longest streak in franchise history. **Gould** finished the season with a 97.1 made FG percentage (33–34), setting the franchise record for highest FG percentage in a single season (minimum 15 FGAs). His FG percentage also led the NFL (minimum 15 FGAs).

	1st	2nd	3rd	4th	Pts
San Francisco	3	7	7	15	32
Los Angeles Rams	14	17	14	3	48

- LAR** – B. Cooks, 3 pass from J. Goff (G. Zuerlein) (3–7, 1:08)
LAR – C. Anderson, 1 run (G. Zuerlein) (2–13, 0:19)
SF – R. Gould, 30 FG (5–58, 2:29)
LAR – C. Littleton, 19 INT return (G. Zuerlein)
LAR – B. Cooks, 18 pass from J. Goff (G. Zuerlein) (11–86, 5:10)
SF – R. James Jr., 9 pass from N. Mullens (R. Gould) (8–75, 3:53)
LAR – G. Zuerlein, 28 FG (13–65, 2:07)
LAR – J. Reynolds, 29 pass from J. Goff (G. Zuerlein) (5–75, 2:41)
SF – A. Morris, 1 run (R. Gould) (8–75, 3:56)
LAR – J. Reynolds, 2 pass from J. Goff (G. Zuerlein) (9–75, 5:25)
LAR – G. Zuerlein, 51 FG (7–19, 3:41)
SF – K. Bourne, 2 pass from N. Mullens (R. Gould) (9–75, 4:50)
SF – G. Kittle, 43 pass from N. Mullens (N. Mullens to T. Taylor pass) (2–49, 0:17)

TEAM STATISTICS	SF	LAR
First Downs	22	28
Net Yards Gained	391	377
Rushes/Yards	22/127	42/155
Net Yards Passing	264	222
Att/Comp/INT	33/23/3	29/17/0
Sacked/Yards Lost	3/18	0/0
Punts/Average	2/49.5	3/43.3
Fumbles/Lost	1/1	2/0
Penalties/Yards	5/41	6/57
Time of Possession	28:10	31:50
3rd Down Efficiency	3/11 (27%)	10/16 (63%)

RUSHING: 49ERS – A. Morris 16–111–1 TD, J. Wilson Jr. 3–9, K. Juszczyk 2–9, N. Mullens 1–(–2) ... **RAMS** – C. Anderson 23–132–1 TD, J. Kelly 15–30, R. Woods 1–1, J. Goff 1–0, S. Mannion 2–(–8).

RECEIVING: 49ERS – G. Kittle 9–149–1 TD, K. Bourne 5–59–1 TD, R. James Jr. 3–32–1 TD, T. Taylor 3–17, K. Juszczyk 1–15, R. Dwelley 1–6, A. Morris 1–4 ... **RAMS** – B. Cooks 5–62–2 TDs, J. Reynolds 4–55–2 TDs, C. Anderson 3–22, R. Woods 2–24, T. Higbee 1–36, J. Kelly 1–18, J. Mundt 1–5.

PASSING: 49ERS – N. Mullens 33–23–282–3–3 TDs ... **RAMS** – J. Goff 26–15–199–0–4 TDs, S. Mannion 3–2–23–0–0 TDs.

INTs: 49ERS – None ... **RAMS** – C. Littleton 2–41–1 TD, B. Countess 1–0.

SACKS: 49ERS – None ... **RAMS** – M. Barron 1.0–10, A. Donald 1.0–8, M. Longacre 1.0–0.

49ERS TURNOVER RATIO: –4 (SF: 1 fumble, 3 INTs/LAR: 0 fumbles, 0 INTs).

Weather: Sunny
Temperature: 65 degrees
Wind: West Southwest 3 mph
Playing Surface: Grass
Time: 3:15
Attendance: 72,161



ALL-TIME REGULAR SEASON SERVICE

MOST SEASONS PLAYED

Player	Seasons
1. John Brodie (1957–1973)	17
2. Jerry Rice (1985–2000)	16
Jimmy Johnson (1961–1976)	16
4. Charlie Krueger (1959–1973)	15
Len Rohde (1960–1974)	15

MOST CONSECUTIVE GAMES PLAYED

Player	Games
1. Brian Jennings (2000–2012)	208
Len Rohde (1960–1974)	208
3. Jerry Rice (1985–2000)	189
4. Leo Nomellini (1950–1963)	174

MOST REGULAR SEASON GAMES PLAYED

Player	Pos	Years	Seasons	Games
1. Jerry Rice	WR	1985–2000	16	238
2. Jimmy Johnson	DB/HB	1961–1976	16	213
3. Brian Jennings	TE/LS	2000–2012	13	208
Bryant Young	DT	1994–2007	14	208
Len Rohde	T	1960–1974	15	208
6. John Brodie	QB	1957–1973	17	201
7. Charlie Krueger	DT	1959–1973	15	198
8. Keith Fahnhorst	T	1974–1987	14	193
9. Randy Cross	G/C	1976–1988	13	185
10. Jesse Sapolu	G/C	1983–1997	15	182

MOST REGULAR SEASON GAMES PLAYED BY POSITION

Quarterbacks	Pos	Years	Seasons	Games
1. John Brodie	QB	1957–1973	17	201
2. Joe Montana	QB	1979–1992	14	167
3. Steve Young	QB	1987–1999	13	150
4. Y.A. Tittle	QB	1951–1960	10	112
5. Steve Spurrier	QB	1967–1975	9	92
6. Alex Smith	QB	2005–2012	8	80
7. Jeff Garcia	QB	1999–2003	5	74
8. Colin Kaepernick	QB	2011–2016	6	69
9. Elvis Grbac	QB	1993–1996	4	43
10. Steve DeBerg	QB	1978–1980	3	39
Billy Kilmer	QB	1961–1966	6	39

Offensive Linemen	Pos	Years	Seasons	Games
1. Len Rohde	T	1960–1974	15	208
2. Keith Fahnhorst	T	1974–1987	14	193
3. Randy Cross	G/C	1976–1988	13	185
4. Jesse Sapolu	C/G	1983–1997	15	182
5. Joe Staley	T	2007–current	13	181
6. Steve Wallace	T	1986–1996	11	166
7. Bruce Bosley	C/G	1956–1968	13	163
8. John Ayers	G	1977–1986	10	148
9. Guy McIntyre	G	1984–1993	10	145
10. Fred Quillan	C	1978–1987	10	143

WRs/TEs	Pos	Years	Seasons	Games
1. Jerry Rice	WR	1985–2000	16	238
2. Brian Jennings	TE/LS	2000–2012	13	208
3. Brent Jones	TE	1987–1997	11	143
4. Vernon Davis	TE	2006–2015	9	139
5. Mike Wilson	WR	1981–1990	10	136
6. Dwight Clark	WR	1979–1987	9	134
7. Gene Washington	WR	1969–1977	9	124
8. Terrell Owens	WR	1996–2003	8	121
John Taylor	WR	1987–1995	9	121
10. Freddie Solomon	WR	1978–1985	8	114

Running Backs	Pos	Years	Seasons	Games
1. Frank Gore	RB	2005–2014	10	148
2. Joe Perry	FB	1950–1963	12	131
3. Ken Willard	FB	1965–1973	9	125
4. Roger Craig	RB	1983–1990	8	121
5. Tom Rathman	FB	1986–1993	8	115
6. Fred Beasley	FB	1998–2005	8	114
7. Terry Jackson	RB	1999–2005	7	100
8. Hugh McElhenny	HB	1952–1960	9	97
J.D. Smith	HB	1956–1964	9	97
10. Dexter Carter	RB	1990–1996	7	90

Defensive Linemen	Pos	Years	Seasons	Games
1. Bryant Young	DT	1994–2007	14	208
2. Charlie Krueger	DT	1959–1973	15	198
3. Leo Nomellini	DT	1950–1963	14	174
4. Roland Lakes	DT	1961–1970	10	140
5. Cedrick Hardman	DE	1970–1979	10	139
6. Tommy Hart	DE	1968–1977	10	131
7. Isaac Sopoaga	DT	2005–2012	8	125
8. Michael Carter	NT	1984–1992	9	121
9. Dwaine Board	DE	1979–1988	10	117
10. Justin Smith	DT	2008–2014	7	110
Dennis Brown	DE	1990–1996	7	110

Linebackers	Pos	Years	Seasons	Games
1. Matt Hazeltine	LB	1955–1968	14	176
2. Keena Turner	LB	1980–1990	11	153
Dave Wilcox	LB	1964–1974	11	153
4. Frank Nunley	LB	1967–1976	10	137
5. Willie Harper	LB	1973–1983	11	134
Mike Walter	LB	1984–1993	10	134
7. Ahmad Brooks	LB	2009–2016	8	120
Jeff Ulbrich	LB	2000–2009	10	120
9. Skip Vanderbundt	LB	1969–1977	9	119
10. Patrick Willis	LB	2007–2014	8	112
Ken Norton	LB	1994–2000	7	112

Secondary	Pos	Years	Seasons	Games
1. Jimmy Johnson	DB/HB	1961–1976	16	213
2. Mel Phillips	DB	1966–1977	12	147
3. Ronnie Lott	S	1981–1990	10	129
4. Merton Hanks	S	1991–1998	8	125
5. Don Griffin	CB	1986–1993	8	114
6. Tim McDonald	S	1993–1999	7	111
7. Eric Wright	CB	1981–1990	10	110
8. Tarell Brown	CB	2007–2013	7	100
Bruce Taylor	CB	1970–1977	8	100
10. Shawntae Spencer	CB	2004–2011	8	98

Kickers	Pos	Years	Seasons	Games
1. Ray Wersching	K	1977–1987	11	155
2. Tommy Davis	K	1959–1969	11	138
3. Mike Cofer	K	1988–1993	6	96
4. Joe Nedney	K	2005–2010	6	86
5. Bruce Gossett	K	1970–1974	5	70

Punters	Pos	Years	Seasons	Games
1. Andy Lee	P	2004–2014	11	176
2. Tom Wittum	P	1973–1977	5	70
3. Bradley Pinion	P	2015–2018	4	64
4. Max Runager	P	1984–1988	5	59
5. Tommy Thompson	P	1995–1997	3	48



ALL-TIME REGULAR SEASON SCORING

ALL-TIME LEADING SCORERS

Player	Years	Gms	TDs	Rsh	Rec	Ret	2-pt	PAT	FG	Pts
1. Jerry Rice	1985–2000	238	187	10	176	1	4	0/0	0/0	1,130
2. Ray Wersching	1977–1987	155	0	0	0	0	0	409/425	190/261	979
3. Tommy Davis	1959–1969	138	0	0	0	0	0	348/350	130/276	738
4. Mike Cofer	1988–1993	96	0	0	0	0	0	289/296	128/191	673
5. Gordy Soltau	1950–1958	107	25	0	25	0	0	284/303	70/139	644
6. Joe Nedney	2005–2010	86	0	0	0	0	0	154/154	129/149	541
7. Terrell Owens	1996–2003	121	83	2	81	0	2	0/0	0/0	502
8. Bruce Gossett	1970–1974	70	0	0	0	0	0	163/168	99/153	460
9. Frank Gore	2005–2014	148	76	64	11	1	1	0/0	0/0	458
10. Phil Dawson	2013–2016	64	0	0	0	0	0	130/132	99/115	427
11. Roger Craig	1983–1990	121	66	50	16	0	0	0/0	0/0	396
12. Robbie Gould	2017–present	45	0	0	0	0	0	96/101	95/106	381
13. Ken Willard	1965–1973	125	61	45	16	0	0	0/0	0/0	366
14. Gene Washington	1969–1977	124	59	0	59	0	0	0/0	0/0	354
15. Joe Perry	1950–1963	131	57	50	7	0	0	6/7	1/6	351
16. Vernon Davis	2006–2015	139	55	0	53	0	1	0/0	0/0	332
17. Hugh McElhenny	1952–1960	97	51	35	15	1	0	0/0	0/0	306
18. David Akers	2011–2012	32	0	0	0	0	0	78/78	73/94	297
19. Billy Wilson	1951–1960	100	49	0	49	0	0	0/0	0/0	294
20. Dwight Clark	1979–1987	134	48	0	48	0	0	0/0	0/0	288
Freddie Solomon	1978–1985	114	48	3	43	2	0	0/0	0/0	288

MOST POINTS IN SINGLE SEASON

Player	Year	TDs	XPM	XPA	FGM	FGA	2pt	Pts
1. David Akers	2011	0	34	34	44	52	0	166
2. Robbie Gould	2017	0	28	30	39	41	0	145
3. Phil Dawson	2013	0	44	44	32	36	0	140
4. Jerry Rice	1987	23	0	0	0	0	0	138
5. Mike Cofer	1989	0	49	51	29	36	0	136
6. David Akers	2012	0	44	44	29	42	0	131
Ray Wersching	1984	0	56	56	25	35	0	131
8. Jeff Wilkins	1996	0	40	40	30	34	0	130
9. Robbie Gould	2018	0	27	29	33	34	0	126
Ray Wersching	1983	0	51	51	25	30	0	126

Led NFL

Led Conference

+ NFL Record

LONGEST FIELDS GOALS

Player	Game	Lg
1. David Akers	at GB (9/9/12)	63
2. Phil Dawson	at Arz. (12/29/13)	56
Joe Nedney	at StL (12/24/05)	56
Mike Cofer	at Atl. (10/14/90)	56
5. Phil Dawson	vs. KC (10/5/14)	55
Phil Dawson	at NO (11/17/13)	55
David Akers	at Det. (10/16/11)	55
David Akers	vs. Dal. (9/18/11)	55
8. Phil Dawson	at StL (11/1/15)	54
Phil Dawson	at StL (10/13/14)	54
David Akers	at Sea. (12/23/12)	54
Steve Mike–Mayer	at LA Rams (11/9/75)	54
Bruce Gossett	vs. NO (10/21/73)	54
11. Robbie Gould	vs. NYG (11/12/18)	53
Phil Dawson	at Arz. (11/13/16)	53
Phil Dawson	vs. Arz. (11/29/15)	53
Phil Dawson	vs. Bal. (10/18/15)	53
Phil Dawson	vs. Car. (11/10/13)	53
Phil Dawson	vs. Arz. (12/28/14)	53
David Akers	at Sea. (12/24/11)	53
David Akers	at Cin. (9/25/11)	53
Joe Nedney	vs. Phi. (10/12/08)	53
Ray Wersching	at Det. (9/2/84)	53
Tommy Davis	at LA Rams (10/17/65)	53
Tommy Davis	vs. Chi. (10/4/64)	53

ALL-TIME SCORING

Touchdowns by Rushing.....	1,046
Touchdowns by Receptions.....	1,472
Touchdowns by Interception Return.....	89
Touchdowns by Kickoff Return.....	22
Touchdowns by Punt Return.....	30
Fields Goals Made.....	1,311
Safeties.....	36

50+ YARD FIELD GOALS, Career

Player	No.
1. Phil Dawson.....	14
2. Joe Nedney.....	10
3. David Akers.....	9
4. Robbie Gould.....	6
5. Mike Cofer.....	5

FIELD GOAL PCT., Career

Player	Pct.
1. Robbie Gould, 95–106.....	89.6
2. Joe Nedney, 129–149.....	86.6
2. Phil Dawson, 99–115.....	86.1
3. Ray Wersching, 190–261.....	72.8
4. Mike Cofer, 128–191.....	67.0

*Min. 100 atts.

FIELD GOAL PCT., Season

Player	Pct.
1. Robbie Gould, 2018 (33–34)....	97.1
2. Robbie Gould, 2017 (39–41)....	95.1
3. Joe Nedney, 2005 (26–28).....	92.9
4. Wade Richey, 1999 (21–23)....	91.3
5. Joe Nedney, 2007 (17–19).....	89.5

*Min. 16 atts.

MOST TOUCHDOWNS, Career

Player	TD
1. Jerry Rice (WR).....	187
2. Terrell Owens (WR).....	83
3. Frank Gore (RB).....	76
4. Roger Craig (RB).....	66
5. Ken Willard (FB).....	61
6. Gene Washington (WR).....	59
7. Joe Perry (FB).....	57
8. Vernon Davis (TE).....	55
9. Hugh McElhenny (HB).....	51
10. Billy Wilson (E).....	49

MOST FGs MADE, Career

Player	FGM
1. Ray Wersching.....	190
2. Tommy Davis.....	130
3. Joe Nedney.....	129
4. Mike Cofer.....	128
5. Phil Dawson.....	99
Bruce Gossett.....	99
7. Robbie Gould.....	95
8. David Akers.....	73
9. Gordie Soltau.....	70
10. Wade Richey.....	54

MOST FGs ATTEMPTED, Career

Player	FGA
1. Tommy Davis.....	276
2. Ray Wersching.....	261
3. Mike Cofer.....	191
4. Bruce Gossett.....	153
5. Joe Nedney.....	149
6. Gordie Soltau.....	139
7. Phil Dawson.....	115
8. Robbie Gould.....	106
9. David Akers.....	94
10. Wade Richey.....	72

MOST PATs MADE, Career

Player	PAT
1. Ray Wersching.....	409
2. Tommy Davis.....	348
3. Mike Cofer.....	289
4. Gordie Soltau.....	284
5. Bruce Gossett.....	163
6. Joe Nedney.....	154
7. Phil Dawson.....	130
8. Wade Richey.....	122
9. Robbie Gould.....	96
10. Doug Brien.....	79

MOST PATs ATTEMPTED, Career

Player	PAT
1. Ray Wersching.....	425
2. Tommy Davis.....	350
3. Gordie Soltau.....	303
4. Mike Cofer.....	296
5. Bruce Gossett.....	168
6. Joe Nedney.....	154
7. Phil Dawson.....	132
8. Wade Richey.....	127
9. Robbie Gould.....	101
10. Doug Brien.....	81

SAFETIES, Career

Player	Safeties
1. Bryant Young.....	3
Charlie Krueger.....	3
3. Leo Nomellini.....	2
4. 19 Players.....	1

Last: Team 10/28/18 at Arz.



ALL-TIME REGULAR SEASON SCORING

TOP SINGLE-GAME SCORING PERFORMANCES

MOST POINTS

Player	Game	Points
1. Jerry Rice (WR)	at Atl. (10/14/90) – 5 TDs	30
2. Gordie Soltau (E)	vs. LA Rams (10/28/51) – 3 TDs, 1 FG, 5 PATs	26
3. Tevin Coleman (RB)	vs. Car. (10/27/19) – 4 TDs	24
Jerry Rice (WR)	at TB (11/14/93) – 4 TDs	24
Billy Kilmer (QB)	at Min. (10/15/61) – 4 TDs	24
6. Jeff Wilkins (K)	vs. Atl. (9/29/96) – 6 FGs, 3 PATs	21
Gordie Soltau (E)	vs. Bal. (12/13/53) – 2 TDs, 1FG, 6 PATs	21

MOST TOUCHDOWNS

Player	Game	TDs
1. Jerry Rice (WR)	at Atl. (10/14/90)	5
2. Tevin Coleman (RB)	vs. Car. (10/27/19)	4
Jerry Rice (WR)	at TB (11/14/93)	4
Billy Kilmer (QB)	at Min. (10/15/61)	4

MOST FIELD GOALS MADE

Player	Game	FGM
1. Robbie Gould	vs. Ten. (12/17/17)	6
Jeff Wilkins	vs. Atl. (9/29/96)	6
Ray Wersching	at NO (10/16/83)	6
3. Robbie Gould	at Chi. (12/3/17)	5
Robbie Gould	at Arz. (10/1/17)	5
Joe Nedney	vs. TB (10/30/05)	5
Jeff Chandler	vs. Chi. (9/7/03)	5
Bruce Gossett	at Den. (9/23/73)	5

MOST FIELD GOALS ATTEMPTED

Player	Game	FGA
1. Robbie Gould	vs. Ten. (12/17/17)	6
David Akers	vs. Arz. (11/20/11)	6
Joe Nedney	vs. TB (10/30/05)	6
Jeff Wilkins	vs. Atl. (9/29/96)	6
Ray Wersching	at NO (10/16/83)	6
Tommy Davis	at LA Rams (10/17/65)	6
Tommy Davis	at Dal. (11/20/60)	6
Gordie Soltau	at GB (11/23/58)	6

MOST PATs MADE

Player	Game	PATs Made
1. Mike Cofer	vs. Atl. (10/18/92)	8
2. Mike Cofer	at Det. (12/19/93)	7
Mike Cofer	vs. Chi. (12/23/91)	7
Bruce Gossett	at Atl. (10/29/72)	7
Tommy Davis	vs. Chi. (9/19/65)	7
Tommy Davis	at Det. (10/1/61)	7

MOST PATs ATTEMPTED

Player	Game	PATs Att.
1. Mike Cofer	vs. Atl. (10/18/92)	8
2. Mike Cofer	at Det. (12/19/93)	7
Mike Cofer	vs. Chi. (12/23/91)	7
Bruce Gossett	at Atl. (10/29/72)	7
Tommy Davis	vs. Chi. (9/19/65)	7
Tommy Davis	at Det. (10/1/61)	7

MOST CONSECUTIVE FIELD GOALS MADE

Player	FG
1. Robbie Gould (10/29/17 to 10/7/18)	33
2. Phil Dawson (10/6/13 to 12/29/13)	27
3. Robbie Gould (10/15/18 to 9/8/19)	25
4. Phil Dawson (9/14/15 to 12/13/15)	19
5. Joe Nedney (11/26/06 to 9/30/07)	18
6. Mike Cofer (12/4/88 to 10/1/89)	17
7. Wade Richey (12/27/98 to 11/7/99)	16
Gary Anderson (9/14/97 to 11/10/97)	16
9. Robbie Gould (9/10/17 to 10/15/17)	15
David Akers (10/9/11 to 11/13/11)	15

MOST TOUCHDOWNS, Season

Player	TD
1. Jerry Rice (1987), 22 rec., 1 rush	23
2. Jerry Rice (1995), 15 rec., 1 rush, 1 fum. rec.	17
Jerry Rice (1989), 17 rec.	17
4. Terrell Owens (2001), 16 rec.	16
Jerry Rice (1993), 15 rec., 1 rush	16
Jerry Rice (1986), 15 rec., 1 rush	16

MOST FGs MADE, Season

Player	FGM
1. David Akers (2011)	44
2. Robbie Gould (2017)	39
3. Robbie Gould (2018)	33
4. Phil Dawson (2013)	32
5. Jeff Wilkins (1996)	30

MOST CONSECUTIVE GAMES WITH FG MADE

Player	Games
1. David Akers (9/11/11 to 12/30/12)	32
2. Bruce Gossett (11/29/70 to 10/1/72)	21

MOST FGs ATTEMPTED, Season

Player	FGA
1. David Akers (2011)	52
2. David Akers (2012)	42
3. Robbie Gould (2017)	41
4. Mike Cofer (1988)	38
5. Phil Dawson (2013)	36
Gary Anderson (1997)	36
Mike Cofer (1990)	36
Mike Cofer (1989)	36
Bruce Gossett (1971)	36

MOST PATs MADE, Season

Player	PAT
1. Doug Brien (1994)	60
2. Mike Cofer (1993)	59
3. Ray Wersching (1984)	56
4. Mike Cofer (1992)	53
5. Ray Wersching (1985)	52
Tommy Davis (1965)	52

MOST CONSECUTIVE PATs MADE

Player	PAT
1. Tommy Davis (9/27/59 to 12/12/65)	234

MOST PATs ATTEMPTED, Season

Player	PAT
1. Doug Brien (1994)	62
2. Mike Cofer (1993)	61
3. Ray Wersching (1984)	56
4. Mike Cofer (1992)	54
5. Ray Wersching (1985)	53
Tommy Davis (1965)	53

MOST CONSECUTIVE GAMES WITH A TOUCHDOWN

Player	Games
1. Jerry Rice (12/19/86 to 12/27/87)	13
2. Terrell Owens (11/8/98 to 12/27/98)	8
Jerry Rice (12/8/89 to 11/27/89)	8
Dave Parks (11/7/65 to 9/11/66)	8



ALL-TIME REGULAR SEASON PASSING

ALL-TIME LEADING PASSERS (BY YARDS)

Player	Years	Gms	Att	Cmp	Pct	Yards	TD	INT	Lg	QB	INT
										Rat	Pct.
1. Joe Montana	1979–1992 (14)	167	4,600	2,929	63.7	35,124	244	123	96t	93.5	2.7
2. John Brodie	1957–1973 (17)	201	4,491	2,469	55.0	31,548	214	224	83t	72.3	5.0
3. Steve Young	1987–1999 (13)	150	3,648	2,400	65.8	29,907	221	86	97t	101.4	2.4
4. Jeff Garcia	1999–2003 (5)	74	2,360	1,449	61.4	16,408	113	56	76t	88.3	2.4
5. Y.A. Tittle	1951–1960 (10)	112	2,194	1,226	55.9	16,016	108	134	78t	70.0	6.1
6. Alex Smith	2005–2012 (8)	80	2,177	1,290	59.3	14,280	81	63	75	79.1	2.9
7. Colin Kaepernick	2011–2016 (6)	69	1,692	1,011	59.8	12,271	72	30	80t	88.9	1.8
8. Steve DeBerg	1978–1980 (3)	39	1,201	670	55.8	7,220	37	60	93t	63.1	5.0
9. Jimmy Garoppolo	2017–present (3)	25	743	502	67.6	6,256	39	21	75t	99.2	2.8
10. Steve Spurrier	1967–1975 (9)	92	840	441	52.5	5,250	33	48	81t	61.2	5.7
11. Tim Rattay	2000–2005 (6)	32	586	356	60.8	3,941	24	18	89t	81.6	3.1
12. Frankie Albert	1950–1952 (3)	36	601	316	52.6	3,847	27	43	60	57.7	7.2
13. Shaun Hill	2007–2009 (3)	18	522	322	61.7	3,490	23	11	61	87.3	2.1
14. Jim Plunkett	1976–1977 (2)	26	491	254	51.7	3,285	22	30	85t	62.5	6.1
15. Elvis Grbac	1994–1996 (3)	42	430	284	66.0	3,098	18	16	81t	85.6	3.7
16. Blaine Gabbert	2014–2016 (3)	15	449	272	60.6	2,994	16	13	75t	80.2	2.9
17. C.J. Beathard	2017–present (3)	13	393	225	57.3	2,682	12	13	83t	74.6	3.3
18. Steve Bono	1989–1993 (5)	34	359	220	61.3	2,558	14	7	78	87.7	1.9
19. Nick Mullens	2018–present (2)	8	274	176	64.2	2,277	13	10	85t	90.8	3.6
20. Ken Dorsey	2004–2005 (2)	11	316	171	54.1	1,712	8	11	59	63.7	3.5

MOST PASSING YARDS IN SINGLE SEASON

Player	Year	Att	Cmp	Pct	Yards	TD	INT	Lg	QB	INT
									Rat	Pct
1. Jeff Garcia	2000	561	355	63.3	4,278	31	10	69t	97.6	1.8
2. Steve Young	1998	517	322	62.3	4,170	36	12	81t	101.1	2.3
3. Steve Young	1993	462	314	68.0	4,023	29	16	80t	101.5	3.5
4. Jimmy Garoppolo	2019	476	329	69.1	3,978	27	13	75t	102.0	2.9
5. Steve Young	1994	461	324	70.3	3,969	35	10	69t	112.8	2.2
6. Joe Montana	1990	520	321	61.7	3,944	26	16	78t	89.0	3.1
7. Joe Montana	1983	515	332	64.5	3,910	26	12	77t	94.6	2.3
8. Joe Montana	1985	494	303	61.3	3,653	27	13	73	91.3	2.6
9. Steve DeBerg	1979	578	347	60.0	3,652	17	21	50	73.1	3.6
10. Joe Montana	1984	432	279	64.6	3,630	28	10	80t	102.9	2.3

Led NFL

Led Conference

MOST CONSECUTIVE COMPLETIONS

Player	Game(s)	Cmp
1. Joe Montana	last 5 vs. Cle. (11/29/87) first 17 at GB (12/6/87)	22
2. Steve Young	at Was. (11/24/96)	19

CONSECUTIVE PASSES WITHOUT INTERCEPTION

Player	Game(s)	Att
1. Alex Smith	12 passes at Bal. (11/24/11) to 33 passes at Min. (9/23/12)	249
2. Steve Young	22 passes vs. Min. (10/3/93) to 12 passes at LA Rams (11/28/93)	184
3. Joe Montana	12 passes at Phi. (9/24/89) to 6 passes vs. GB (11/19/89)	154

CONSECUTIVE GAMES WITH TOUCHDOWN PASS

Player	Game(s)	Gms
1. C. Kaepernick	at NO (10/17/13) to vs. Was. (11/23/14)	18
Steve Young	at Det. (10/9/94) to vs. StL (11/26/95) note: DNP in 5 games in 1995	18
3. Steve Young	vs. NYJ (9/6/98) to vs. StL (12/27/98) note: EQ on 11/8/98	15
Jeff Garcia	at SD (12/3/00) to vs. Buf. (12/2/01)	15

BEST QB RATING, Career

Player	QB Rat
1. Steve Young	101.4
2. Jimmy Garoppolo	99.2
3. Joe Montana	93.5
4. Colin Kaepernick	88.9
5. Jeff Garcia	88.3
6. Shaun Hill	87.3
7. Tim Rattay	81.6
8. Alex Smith	79.1
9. John Brodie	72.3
10. Y.A. Tittle	70.0

AVG Yds PER ATTEMPT, Career

Player	Y/A
1. Jimmy Garoppolo	8.4
2. Steve Young	8.2
3. Joe Montana	7.6
4. Colin Kaepernick	7.3
5. Y.A. Tittle	7.3

MOST ATTEMPTS, Career

Player	Att
1. Joe Montana	4,600
2. John Brodie	4,491
3. Steve Young	3,648
4. Jeff Garcia	2,360
5. Y.A. Tittle	2,194
6. Alex Smith	2,177
7. Colin Kaepernick	1,692
8. Steve DeBerg	1,201
9. Steve Spurrier	840
10. Jimmy Garoppolo	743

MOST COMPLETIONS, Career

Player	Comp
1. Joe Montana	2,929
2. John Brodie	2,469
3. Steve Young	2,400
4. Jeff Garcia	1,449
5. Alex Smith	1,290
6. Y.A. Tittle	1,226
7. Colin Kaepernick	1,011
8. Steve DeBerg	670
9. Jimmy Garoppolo	502
10. Steve Spurrier	441

MOST TD PASSES, Career

Player	TD
1. Joe Montana	244
2. Steve Young	221
3. John Brodie	214
4. Jeff Garcia	113
5. Y.A. Tittle	108
6. Alex Smith	81
7. Colin Kaepernick	72
8. Jimmy Garoppolo	39
9. Steve DeBerg	37
10. Steve Spurrier	33

MOST INTs, Career

Player	INT
1. John Brodie	224
2. Y.A. Tittle	134
3. Joe Montana	123
4. Steve Young	86
5. Alex Smith	63
6. Steve DeBerg	60
7. Jeff Garcia	56
8. Steve Spurrier	48
9. Frankie Albert	43
10. Colin Kaepernick	30
Jim Plunkett	30

BEST COMPLETION PCT., Career

Player	Comp. %
1. Jimmy Garoppolo	67.6
2. Steve Young	65.8
3. Joe Montana	63.7
4. Shaun Hill	61.7
5. Jeff Garcia	61.4
6. Tim Rattay	60.8
7. Colin Kaepernick	59.8
8. Alex Smith	59.3
9. Y.A. Tittle	55.9
10. Steve DeBerg	55.8



ALL-TIME REGULAR SEASON PASSING

TOP SINGLE-GAME PASSING

MOST PASSING YARDS

Player	Game	Yards
1. Joe Montana	at Atl. (10/14/90)	476
2. Steve Young	at LA Rams (11/28/93)	462
3. Joe Montana	at LA Rams (12/11/89)	458
4. Steve Young	vs. Buf. (9/13/92)	449
5. Joe Montana	at Was. (11/17/86)	441

MOST ATTEMPTS

Player	Game	Att
1. Joe Montana	at Was. (11/17/86)	60
2. Joe Montana	at Atl. (10/6/85)	57
Tim Rattay	vs. Arz. (10/10/04)	57
4. Jeff Garcia	at Dal. (12/8/02)	55
5. C.J. Beathard	vs. Arz. (10/7/18)	54
Jeff Garcia	at Car. (11/18/01)	54
Steve DeBerg	at Atl. (12/16/79)	54
John Brodie	at Chi. (11/13/66)	54

MOST COMPLETIONS

Player	Game	Cmp
1. Tim Rattay	vs. Arz. (10/10/04)	38
2. Joe Montana	at Atl. (10/6/85)	37
3. Jeff Garcia	vs. Chi. (12/17/00)	36
Jeff Garcia	at Dal. (12/8/02)	36
5. Jimmy Garoppolo	vs. Arz. (11/17/19)	34
C.J. Beathard	vs. Arz. (10/7/18)	34
Jeff Garcia	at Car. (11/18/01)	34
Joe Montana	at Pit. (9/13/87)	34

MOST TOUCHDOWN PASSES

Player	Game	TD
1. Joe Montana	at Atl. (10/14/90)	6
2. Joe Montana	at Phi. (9/24/89)	5
Joe Montana	at Atl. (10/6/85)	5
Steve Spurrier	at Chi. (11/19/72)	5
John Brodie	at Min. (11/28/65)	5

MOST INTERCEPTIONS

Player	Game	INT
1. John Brodie	at Det. (11/4/73)	6
2. Steve DeBerg	at Dal. (10/12/80)	5
Scott Bull	vs. Pit. (11/27/78)	5
Tom Owen	at Cle. (12/1/74)	5
John Brodie	vs. Bal. (11/29/64)	5
Y.A. Tittle	vs. Bal. (12/5/59)	5
Y.A. Tittle	at Bal. (11/30/58)	5
Frankie Albert	vs. Pit. (12/7/52)	5

HIGHEST COMPLETION PERCENTAGE (20+ atts)

Player	Game	Pct.
1. Steve Young	vs. Det. (10/20/91), 18–20	90.0
2. Steve Young	vs. NO (9/14/97), 18–21	85.7
3. John Brodie	vs. Atl. (9/29/68), 17–20	85.0
4. Joe Montana	vs. Atl. (9/25/83), 27–32	84.4

AVERAGE YARDS PER ATTEMPT (20+ atts)

Player	Game	Y/A
1. Steve Young	vs. Det. (12/19/93)	15.39
2. Steve Young	vs. LA Rams (11/28/93)	14.44
3. Steve Young	vs. Atl. (10/18/92)	14.25
4. Steve Young	vs. Atl. (9/21/97)	14.00

MOST ATTEMPTS, Season

Player	Att
1. Steve DeBerg (1979)	578
2. Jeff Garcia (2000)	561
3. Jeff Garcia (2002)	528
4. Joe Montana (1990)	520
5. Steve Young (1998)	517

MOST COMPLETIONS, Season

Player	Cmp
1. Jeff Garcia (2000)	355
2. Steve DeBerg (1979)	347
3. Joe Montana (1983)	332
4. Jimmy Garoppolo (2019)	329
5. Jeff Garcia (2002)	328

MOST TD PASSES, Season

Player	TD
1. Steve Young (1998)	36
2. Steve Young (1994)	35
3. Jeff Garcia (2001)	32
4. Jeff Garcia (2000)	31
Joe Montana (1987)	31

MOST INTs, Season

Player	INT
1. Y.A. Tittle (1955)	28
2. John Brodie (1971)	24
3. Frankie Albert (1950)	23
4. Steve DeBerg (1978)	22
John Brodie (1966)	22

BEST COMP. PCT., Season

Player	Pct
1. Steve Young (1994)	70.3
2. Joe Montana (1989)	70.2
3. Jimmy Garoppolo (2019)	69.1
4. Steve Young (1993)	68.0
5. Steve Young (1996)	67.7

BEST QB RATING, Season

Player	Rat
1. Steve Young (1994)	112.8
2. Joe Montana (1989)	112.4
3. Steve Young (1992)	107.0
4. Steve Young (1997)	104.7
5. Joe Montana (1984)	102.9

FEWEST INTs, Season

Player	INT
1. Alex Smith (2011)	5
2. Steve Young (1997)	6
Steve Young (1996)	6
4. Steve Young (1992)	7
5. Colin Kaepernick (2013)	8
Shaun Hill (2008)	8
Joe Montana (1989)	8
Steve Young (1991)	8

AVG Yds PER ATTEMPT, Season

Player	Y/A
1. John Brodie (1961)	9.14
2. Joe Montana (1989)	9.12
3. Steve Young (1991)	9.02
4. Steve Young (1993)	8.71
5. Steve Young (1992)	8.62

49ERS QB WINS/LOSSES AS STARTER

Player	Win	Loss	Ties	Pct
Joe Montana	100	39		0.719
Steve Young	91	33		0.734
John Brodie	74	77	8	0.491
Y.A. Tittle	45	31	2	0.592
Alex Smith	38	36	1	0.513
Jeff Garcia	35	36		0.493
Colin Kaepernick	28	30		0.483
Jimmy Garoppolo	19	5		0.792
Steve Spurrier	13	12	1	0.519
Frankie Albert	13	16	1	0.448
Jim Plunkett	11	15		0.423
Shaun Hill	10	6		0.625
Steve DeBerg	7	28		0.200
Elvis Grbac	6	3		0.667
Steve Bono	5	1		0.833
George Mira	4	2		0.667
Tom Owen	4	4		0.500
Tim Rattay	4	12		0.250
Jeff Kemp	3	2	1	0.583
Troy Smith	3	3		0.500
Scott Bull	3	4		0.429
Joe Reed	3	4		0.429
Nick Mullens	3	5		0.375
Blaine Gabbert	4	9		0.308
Matt Cavanaugh	2	0		1.000
Norm Snead	2	5		0.286
J.T. O'Sullivan	2	6		0.250
Lamar McHan	2	7		0.222
Ken Dorsey	2	8		0.200
Bob Gagliano	1	0		1.000
Jimmy Cason	1	0		1.000
Jim Druckenmiller	1	0		1.000
Ty Detmer	1	0		1.000
Mike Moroski	1	1		0.500
Jimmy Powers	1	1		0.500
Earl Morrall	1	3		0.250
Trent Diller	1	5		0.167
C.J. Beathard	1	9		0.100
Chris Weinke	0	1		0.000
Bobby Waters	0	2		0.000
Dennis Morrison	0	2		0.000
Cody Pickett	0	2		0.000
Steve Stenstrom	0	3		0.000
Brian Hoyer	0	6		0.000
	545	475	14	0.534

300-YARD GAMES, Career

Player	Games
1. Joe Montana	35
2. Steve Young	28
3. Jeff Garcia	14
4. John Brodie	6

300-YARD GAMES, Season

Player	Games
1. Steve Young (1998)	7
2. Jeff Garcia (2000)	6
3. Steve Young (1994)	5
Joe Montana (1982, '85, '87, '90)	5



STARTING QB YEARLY RECORDS

Year	Player	Record as a Starter
1950	Frankie Albert	3-9
1951	Frankie Albert	6-4-1
	Y.A. Tittle	1-0
1952	Frankie Albert	4-3
	Y.A. Tittle	3-2
1953	Y.A. Tittle	8-2
	Jim Powers	1-1
1954	Y.A. Tittle	6-4-1
	Jim Cason	1-0
1955	Y.A. Tittle	4-8
1956	Y.A. Tittle	4-3-1
	Earl Morrall	1-3
1957	Y.A. Tittle	7-4
	John Brodie	1-0
1958	Y.A. Tittle	3-3
	John Brodie	3-3
1959	Y.A. Tittle	6-4
	John Brodie	1-1
1960	John Brodie	4-4
	Y.A. Tittle	3-1
1961	John Brodie	7-6-1
1962	John Brodie	6-8
1963	Lamar McHan	2-7
	John Brodie	0-3
	Bob Waters	0-2
1964	John Brodie	3-9
	George Mira	1-1
1965	John Brodie	7-5-1
	George Mira	0-1
1966	John Brodie	5-6-2
	George Mira	1-0
1967	John Brodie	5-5
	George Mira	2-0
	Steve Spurrier	0-2
1968	John Brodie	7-6-1
	John Brodie	2-6-2
1969	John Brodie	2-6-2
	Steve Spurrier	2-2
1970	John Brodie	10-3-1
	John Brodie	9-5
1971	John Brodie	2-3
	Steve Spurrier	6-2-1
1973	John Brodie	2-4
	Steve Spurrier	2-3
	Joe Reed	1-2
	Tom Owen	4-3
1974	Joe Reed	2-2
	Dennis Morrison	0-2
	Norm Snead	0-1
	Norm Snead	2-5
1975	Steve Spurrier	3-3
	Tom Owen	0-1
1976	Jim Plunkett	6-6
	Scott Bull	2-0
1977	Jim Plunkett	5-9
	Steve DeBerg	1-10
1978	Scott Bull	1-4
	Steve DeBerg	2-13
1979	Joe Montana	0-1
	Steve DeBerg	4-5
1980	Joe Montana	2-5
	Joe Montana	13-3
1981	Joe Montana	3-6
1982	Joe Montana	10-6
1983	Joe Montana	14-1
	Matt Cavanaugh	1-0
1984	Joe Montana	9-6
	Matt Cavanaugh	1-0

Year	Player	Record as a Starter
1986	Joe Montana	6-2
	Jeff Kemp	3-2-1
	Mike Moroski	1-1
1987	Joe Montana	10-1
	Steve Young	2-1
	Bob Gagliano	1-0
1988	Joe Montana	8-5
	Steve Young	2-1
1989	Joe Montana	11-2
1990	Steve Young	3-0
	Joe Montana	14-1
1991	Steve Young	0-1
	Steve Bono	5-5
1992	Steve Young	5-1
1993	Steve Young	14-2
1994	Steve Young	10-6
1995	Steve Young	13-3
	Elvis Grbac	8-3
1996	Steve Young	3-2
	Elvis Grbac	9-3
1997	Steve Young	3-1
	Jim Druckenmiller	12-3
1998	Steve Young	1-0
	Ty Detmer	11-4
1999	Jeff Garcia	1-0
	Steve Young	2-8
	Steve Stenstrom	2-1
2000	Jeff Garcia	0-3
	Jeff Garcia	6-10
2001	Jeff Garcia	12-4
2002	Jeff Garcia	10-6
2003	Jeff Garcia	5-8
	Tim Rattay	2-1
2004	Tim Rattay	1-8
	Ken Dorsey	1-6
2005	Alex Smith	2-5
	Tim Rattay	1-3
	Ken Dorsey	1-2
	Cody Pickett	0-2
	Alex Smith	7-9
2006	Alex Smith	2-5
	Trent Dilfer	1-5
	Shaun Hill	2-0
	Chris Weinke	0-1
	Shaun Hill	5-3
2007	J.T. O'Sullivan	2-6
	Alex Smith	5-5
2008	Shaun Hill	3-3
	Alex Smith	3-7
2009	Troy Smith	3-3
	Alex Smith	13-3
2010	Alex Smith	6-2-1
	Colin Kaepernick	5-2
2011	Colin Kaepernick	12-4
2012	Colin Kaepernick	8-8
2013	Blaine Gabbert	3-5
	Colin Kaepernick	2-6
2014	Blaine Gabbert	1-4
	Colin Kaepernick	1-10
2015	Jimmy Garoppolo	5-0
	C.J. Beathard	1-4
	Brian Hoyer	0-6
2016	Nick Mullens	3-5
	Jimmy Garoppolo	1-2
	C.J. Beathard	0-5
	Jimmy Garoppolo	13-3



ALL-TIME REGULAR SEASON RUSHING

ALL-TIME LEADING RUSHERS (BY YARDS)

Player	Years	Gms	Att	Yards	Avg	Lg	TD
1. Frank Gore	2005–2014 (10)	148	2,442	11,073	4.5	80t	64
2. Joe Perry	1950–1960, '63 (12)	131	1,475	7,344 +	5.0	78t	50
3. Roger Craig	1983–1990 (8)	121	1,686	7,064	4.2	71	50
4. Ken Willard	1965–1973 (9)	125	1,582	5,930	3.7	69t	45
5. Garrison Hearst	1997–2003 (7)	73	1,189	5,535	4.7	96t	26
6. J.D. Smith	1956–1964 (9)	97	1,007	4,370	4.3	80t	37
7. Hugh McElhenny	1952–1960 (9)	97	877	4,288	4.9	89t	35
8. Kevan Barlow	2001–2005 (5)	72	891	3,614	4.1	78t	24
9. Steve Young (QB)	1987–1999 (13)	150	608	3,581	5.9	49t	37
10. Wendell Tyler	1983–1986 (4)	48	624	3,112	5.0	40	17
11. Delvin Williams	1974–1977 (4)	54	669	2,966	4.4	80t	20
12. Wilbur Jackson	1974–1979 (6)	72	745	2,955	4.0	80	10
13. Ricky Watters	1992–1994 (3)	43	653	2,840	4.3	43	25
14. Carlos Hyde	2014–2017 (4)	50	655	2,729	4.2	61	21
15. Charlie Garner	1999–2000 (2)	32	499	2,371	4.8	53	11
16. Colin Kaepernick (QB)	2011–2016 (6)	69	375	2,300	6.1	90t	13
17. Tom Rathman	1986–1993 (8)	115	516	1,902	3.7	35	26
18. Matt Breida	2017–present (3)	43	381	1,902	5.0	83t	6
19. Vic Washington	1971–1973 (3)	40	483	1,813	3.8	42	14
20. Paul Hofer	1976–1981 (6)	77	416	1,746	4.2	47	16

+ does not include AAFC Statistics

MOST RUSHING YARDS IN SINGLE SEASON

Player	Year	Att	Yards	Avg	Lg	TD
1. Frank Gore	2006	312	1,695	5.4	72	8
2. Garrison Hearst	1998	310	1,570	5.1	96t	7
3. Roger Craig	1988	310	1,502	4.8	46t	9
4. Wendell Tyler	1984	246	1,262	5.1	40	7
5. Charlie Garner	1999	241	1,229	5.1	53	4
6. Frank Gore	2012	258	1,214	4.7	37	8
7. Frank Gore	2011	282	1,211	4.3	55	8
8. Garrison Hearst	2001	252	1,206	4.8	43t	4
9. Delvin Williams	1976	248	1,203	4.9	80t	7
10. Charlie Garner	2000	258	1,142	4.4	42	7
11. Frank Gore	2013	276	1,128	4.1	51	9
12. Frank Gore	2009	229	1,120	4.9	80t	10
13. Frank Gore	2013	255	1,106	4.3	55t	4
13. Frank Gore	2007	260	1,102	4.2	43t	5
14. Roger Craig	1989	271	1,054	3.9	27	6
15. Roger Craig	1985	214	1,050	4.9	62t	9
16. Joe Perry	1954	173	1,049	6.1	58	8
17. Frank Gore	2008	240	1,036	4.3	41t	6
J.D. Smith	1959	207	1,036	5.0	73t	10

Led NFL

Led Conference

MOST ATTEMPTS, Career

Player	Att
1. Frank Gore.....	2,442
2. Roger Craig.....	1,686
3. Ken Willard.....	1,582
4. Joe Perry.....	1,475
5. Garrison Hearst.....	1,189
6. J.D. Smith.....	1,007
7. Kevan Barlow.....	891
8. Hugh McElhenny.....	877
9. Wilbur Jackson.....	745
10. Delvin Williams.....	669

MOST TOUCHDOWNS, Career

Player	TD
1. Frank Gore.....	64
2. Roger Craig.....	50
Joe Perry.....	50
4. Ken Willard.....	45
5. J.D. Smith.....	37
Steve Young (QB).....	37
7. Hugh McElhenny.....	35
8. Garrison Hearst.....	26
9. Tom Rathman.....	26
10. Ricky Watters.....	25

HIGHEST RUSHING AVG., Career

Player	Avg
1. Colin Kaepernick (QB).....	6.13
2. Steve Young (QB).....	5.89
3. Matt Breida.....	4.99
4. Wendell Tyler.....	4.99
5. Joe Perry.....	4.97
6. Jeff Garcia (QB).....	4.94
7. Hugh McElhenny.....	4.89
8. Charlie Garner.....	4.75
9. Garrison Hearst.....	4.66
10. Frank Gore.....	4.53

(min. 300 attempts)

100-YARD GAMES, Career

Player	Games
1. Frank Gore.....	39
2. Joe Perry.....	20
3. Garrison Hearst.....	16
4. Roger Craig.....	14
5. J.D. Smith.....	12
Hugh McElhenny.....	12

1,000-YD SEASONS, Career

Player	Seasons
1. Frank Gore.....	8
2. Garrison Hearst.....	3
Roger Craig.....	3
4. Charlie Garner.....	2
Joe Perry.....	2

CONSECUTIVE 1,000-YD SEASONS

Player	Seasons
1. Frank Gore (2011–14).....	4
Frank Gore (2006–09).....	4
3. Charlie Garner (1999–00).....	2
Garrison Hearst (1997–98).....	2
Roger Craig (1988–89).....	2
Joe Perry (1953–54).....	2



ALL-TIME REGULAR SEASON RUSHING

TOP SINGLE-GAME RUSHING

MOST RUSHING YARDS

Player	Game	Yards
1. Frank Gore	vs. Sea. (11/19/06)	212
2. Frank Gore	vs. Sea. (9/20/09)	207
3. Charlie Garner	at Dal. (9/24/00)	201
4. Garrison Hearst	vs. Det. (12/14/98)	198
5. Delvin Williams	at StL (10/31/76)	194

MOST RUSHING ATTEMPTS

Player	Game	Att
1. Charlie Garner	at Dal. (9/24/00)	36
2. Maurice Hicks	at Arz. (12/12/04)	34
Delvin Williams	at StL (10/31/76)	34
4. Frank Gore	vs. Cle. (10/30/11)	31
Frank Gore	at Den. (12/31/06)	31
Garrison Hearst	vs. Sea. (12/1/02)	31
J.D. Smith	at Bal. (10/7/62)	31
J.D. Smith	at Chi. (10/14/62)	31

MOST RUSHING TOUCHDOWNS

Player	Game	TD
1. Billy Kilmer (QB)	at Min. (10/15/61)	4
3. (12 times) Last: Tevin Coleman	vs. Car. (10/27/19)	3

HIGHEST RUSHING AVERAGE (10+ Attempts)

Player	Game	Avg
1. Joe Perry	vs. Det. (11/2/58)	13.4
2. Frank Gore	vs. Sea. (9/20/09)	12.9
3. Matt Breida	vs. Det. (9/16/18)	12.5
4. Wilbur Jackson	vs. NO (11/27/77)	11.9
5. Hugh McElhenny	at Chi. (10/17/54)	11.4
Carlos Hyde	vs. NYJ (12/11/16)	11.4

MOST CONSECUTIVE 100-YARD RUSHING GAMES

Player	Game(s)	Games
1. Frank Gore	at Phi. (10/2/11) to at Was. (11/6/11)	5
2. Garrison Hearst	vs. NYG (11/30/98) to at NE (12/20/98)	4
3. Frank Gore	vs. Oak. (10/17/10) to vs. Den. (10/31/10)	3
Frank Gore	at Det. (11/12/06) to at StL (11/26/06)	3
J.D. Smith	at Bal. (10/7/62) to at GB (10/21/62)	3
Billy Kilmer (QB)	at Det. (10/1/61) to at Min. (10/15/61)	3

MOST RUSHING ATTEMPTS, Season

Player	Att
1. Frank Gore (2006)	312
2. Roger Craig (1988)	310
Garrison Hearst (1998)	310
4. Frank Gore (2011)	282
5. Frank Gore (2013)	276

MOST RUSHING TOUCHDOWNS, Season

Player	TD
1. Frank Gore (2009)	10
Derek Loville (1995)	10
Ricky Watters (1993)	10
Billy Kilmer, QB (1961)	10
J.D. Smith (1959)	10
Joe Perry (1953)	10

HIGHEST RUSHING AVG., Season

Player	Avg
1. Hugh McElhenny (1952)	6.98
2. Colin Kaepernick (QB) (2014)	6.14
3. Joe Perry (1958)	6.06
4. Joe Perry (1954)	6.06
5. Raheem Mostert (2019)	5.64

MOST 100-YARD RUSHING GAMES, Season

Player	Games
1. Frank Gore (2006)	9
2. Roger Craig (1988)	7
3. Garrison Hearst (1998)	6
4. Frank Gore (2011)	5
Frank Gore (2009)	5
J.D. Smith (1959)	5
Joe Perry (1953)	5

MOST CONSECUTIVE GAMES WITH A RUSHING TD

Player	Game(s)	Games
1. Joe Perry	at GB (11/22/53) to at GB (10/10/54)	7
2. Raheem Mostert	vs. GB (11/24/19 to at Sea. (12/29/19)	6
Derek Loville	vs. Car. (11/5/95) to at Car. (12/10/95)	6
4. Hugh McElhenny	vs. Was. (9/26/54) to vs. Det. (10/24/54)	5



ALL-TIME REGULAR SEASON RECEIVING

ALL-TIME LEADING RECEIVERS (BY RECEPTIONS)

Player	Years	Gms	Rec	Yards	Avg	Lg	TD
1. Jerry Rice	1985–2000 (16)	238	1,281	19,247	15.0	96t	176
2. Terrell Owens	1996–2003 (8)	121	592	8,572	14.5	79t	81
3. Roger Craig (RB)	1983–1990 (8)	121	508	4,442	8.7	73	16
4. Dwight Clark	1979–1987 (9)	134	506	6,750	13.3	80t	48
5. Vernon Davis (TE)	2006–2015 (10)	139	441	5,640	12.9	73t	55
6. Brent Jones (TE)	1987–1997 (11)	143	417	5,195	12.5	69t	33
7. Billy Wilson	1951–1960 (10)	100	407	5,902	14.5	77t	49
8. Gene Washington	1969–1977 (9)	124	371	6,664	18.0	79t	59
9. John Taylor	1987–1995 (9)	121	347	5,598	16.1	97t	43
10. Frank Gore (RB)	2005–2014 (10)	148	342	2,883	8.4	55t	11
11. J.J. Stokes	1995–2002 (8)	111	327	4,139	12.7	53	30
12. Michael Crabtree	2009–2014 (6)	79	347	4,327	12.5	60t	26
13. Freddie Solomon	1978–1985 (8)	114	310	4,873	15.7	93t	43
14. Tom Rathman	1986–1993 (8)	115	294	2,490	8.5	36	8
15. Bernie Casey	1961–1966 (6)	79	277	4,008	14.5	68t	27
16. Ken Willard (RB)	1965–1973 (9)	125	273	2,156	7.9	62	16
17. Gordie Soltau	1950–1958 (9)	107	249	3,487	14.0	54t	25
18. Anquan Boldin	2013–2015 (3)	46	237	3,030	12.8	76t	16
19. George Kittle	2017–present (3)	45	216	2,945	13.6	85t	12
20. Earl Cooper	1980–1985 (6)	88	213	1,908	9.0	73t	12

MOST RECEPTIONS IN SINGLE SEASON

Player	Year	Rec	Yards	Avg	Lg	TD
1. Jerry Rice	1995	122	1,848	15.1	81t	15
2. Jerry Rice	1994	112	1,499	13.4	69t	13
3. Jerry Rice	1996	108	1,254	11.6	39	8
4. Terrell Owens	2002	100	1,300	13.0	76t	13
Jerry Rice	1990	100	1,502	15.0	64t	13
6. Jerry Rice	1993	98	1,503	15.3	80t	15
7. Terrell Owens	2000	97	1,451	15.0	69t	13
8. Terrell Owens	2001	93	1,412	15.2	60t	16
9. Roger Craig	1985	92	1,016	11.0	73	6
10. George Kittle (TE)	2018	88	1,377 +	15.6	85t	5
11. Derek Loville (RB)	1995	87	662	7.6	31	3
12. Jerry Rice	1986	86	1,570	18.3	66t	15
13. George Kittle (TE)	2019	85	1,053	12.4	61t	5
Anquan Boldin	2013	85	1,179	13.9	63	7
Michael Crabtree	2012	85	1,105	13.0	49t	9
Dwight Clark	1981	85	1,105	13.0	78t	4
17. Jerry Rice	1992	84	1,201	14.3	80t	10
18. Anquan Boldin	2014	83	1,062	12.8	76t	5
Earl Cooper	1980	83	567	6.8	66t	4
20. Eric Johnson	2004	82	825	10.1	25	2
Jerry Rice	1998	82	1,157	14.1	75t	9
Jerry Rice	1989	82	1,483	18.1	68t	17
Dwight Clark	1980	82	991	12.1	71t	8

Led NFL

Led Conference

+ NFL Record by TE

MOST RECEIVING YARDS, Career

Player	Yds
1. Jerry Rice	19,247
2. Terrell Owens	8,572
3. Dwight Clark	6,750
4. Gene Washington	6,664
5. Billy Wilson	5,902
6. John Taylor	5,598
7. Vernon Davis (TE)	5,616
8. Brent Jones (TE)	5,640
9. Freddie Solomon	4,873
10. Roger Craig (RB)	4,442

MOST TOUCHDOWNS, Career

Player	TD
1. Jerry Rice	176
2. Terrell Owens	81
3. Gene Washington	59
4. Vernon Davis (TE)	55
5. Billy Wilson	49
6. Dwight Clark	48
7. Freddie Solomon	43
John Taylor	43
9. Brent Jones (TE)	33
10. J.J. Stokes	30

BEST RECEIVING AVG., Career

Player	Avg
1. Gene Washington	18.0
2. John Taylor	16.1
3. Dave Parks	16.0
4. Freddie Solomon	15.7
5. Jerry Rice	15.0

(min. 200 receipts.)

100-YARD GAMES, Career

Player	Games
1. Jerry Rice	66
2. Terrell Owens	25
3. Gene Washington	17
4. Dwight Clark	16
5. John Taylor	12

1,000-YD SEASONS, Career

Player	Seasons
1. Jerry Rice	12
2. Terrell Owens	5
3. George Kittle (TE)	2
Anquan Boldin	2
John Taylor	2



ALL-TIME REGULAR SEASON RECEIVING

TOP SINGLE-GAME RECEIVING

MOST RECEIVING YARDS

Player	Game	Yards
1. Jerry Rice (WR)	vs. Min. (12/18/95)	289
2. John Taylor (WR)	at LA Rams (12/11/89)	286
3. Terrell Owens (WR)	vs. Chi. (12/17/00)	283
4. Jerry Rice (WR)	vs. LA Rams (12/9/85)	241
5. Dave Parks (WR)	at Bal. (10/3/65)	231
6. Jerry Rice (WR)	at Atl. (10/14/90)	225
Bernie Casey (WR)	at Chi. (11/13/66)	225
7. George Kittle (TE)	vs. Den. (12/9/18)	210
9. Anquan Boldin (WR)	vs. GB (9/8/13)	208
10. Jerry Rice (WR)	at Was. (11/17/86)	204

MOST RECEPTIONS

Player	Game	Rec
1. Terrell Owens	vs. Chi. (12/17/00)	20
2. Jerry Rice	vs. LA Rams (11/20/94)	16
3. Jerry Rice	vs. Min. (12/18/95)	14
4. George Kittle	vs. Atl. (12/15/19)	13
Anquan Boldin	vs. GB (9/8/13)	13
Eric Johnson	vs. Arz. (10/10/04)	13
Terrell Owens	vs. Phi. (11/25/02)	13
Jerry Rice	at Atl. (10/14/90)	13

MOST RECEIVING TOUCHDOWNS

Player	Game	TD
1. Jerry Rice	at Atl. (10/14/90)	5
2. Jerry Rice	at TB (11/14/93)	4
3. (17 times) Last: Vernon Davis	at Hou. (10/25/09)	3

RECEIVING AVERAGE (5+ RECEPTIONS)

Player	Game	Avg
1. John Taylor	at Atl. (12/3/89), 5–162	32.4
2. Jerry Rice	at Dal. (11/12/95), 5–161	32.2
3. Gene Washington	vs. NE (10/31/71), 5–160	32.0
4. Jerry Rice	at GB (11/4/90), 6–187	31.2
5. George Kittle	vs. Den. (12/9/18)	30.0

MOST CONSECUTIVE GAMES WITH A RECEPTION

Player	Game(s)	Games
1. Jerry Rice	(12/9/85) to (12/23/00)	225*
2. Terrell Owens	(10/20/96) to (12/21/03)	115
3. Dwight Clark	(9/14/80 to (9/13/87)	105

* NFL Record (streak extended to 274 in '04 as member of Raiders)

MOST RECEIVING TOUCHDOWNS, Season

Player	TD
1. Jerry Rice (1987).....	22
2. Jerry Rice (1989).....	17
3. Terrell Owens (2001).....	16
4. Jerry Rice (1995).....	15
Jerry Rice (1993).....	15
Jerry Rice (1986).....	15
7. Terrell Owens (1998).....	14
Jerry Rice (1991).....	14
9. (6 times) Last: Vernon Davis (2013).....	13

MOST RECEIVING YARDS, Season

Player	Yards
1. Jerry Rice (1995).....	1,848
2. Jerry Rice (1986).....	1,570
3. Jerry Rice (1993).....	1,503
4. Jerry Rice (1990).....	1,502
5. Jerry Rice (1994).....	1,499
6. Jerry Rice (1989).....	1,483
7. Terrell Owens (2000).....	1,451
8. Terrell Owens (2001).....	1,412
9. George Kittle (2018)	1,377
10. Dave Parks (1965).....	1,344

CONSECUTIVE GAMES WITH A TOUCHDOWN RECEPTION

Player	Games
1. Jerry Rice (12/19/86 to 12/27/87).....	13
2. Terrell Owens (11/8/98 to 12/27/98).....	8
Jerry Rice (12/8/89 to 11/27/89).....	8
Dave Parks (11/7/65 to 9/11/66).....	8

BEST RECEIVING AVERAGE, Season

Player	Avg
1. Freddie Solomon (1983).....	21.4
2. Gene Washington (1974).....	21.2
3. Gene Washington (1970).....	20.8
4. Jerry Rice (1988).....	20.4
5. Torrey Smith (2015).....	20.1

(min. 25 receptions)

MOST 100-YARD RECEIVING GAMES, Season

Player	Games
1. Jerry Rice (1995).....	9
2. Jerry Rice (1989).....	8
3. Jerry Rice (1990).....	7
4. Terrell Owens (2001).....	6
Dwight Clark (1982).....	6

CONSECUTIVE 100-YARD RECEIVING GAMES

Player	Games
1. Jerry Rice (10/29/95 to 11/20/95).....	4
2. Jerry Rice (12/10/95 to 12/24/95).....	3
Jerry Rice (9/10/89 to 9/24/89).....	3
Jerry Rice (9/11/88 to 9/25/88).....	3
Jerry Rice (11/15/87 to 11/29/87).....	3
Dwight Clark (12/11/82 to 12/26/82).....	3
Dwight Clark (9/12/82 to 11/21/82).....	3



ALL-TIME REGULAR SEASON SCRIMMAGE YARDS

ALL-TIME LEADERS IN TOTAL YARDS FROM SCRIMMAGE

Player	Years	Gms	Touches	Yards	Avg	Yds/Gm	TD
1. Jerry Rice (WR)	1985–2000 (16)	238	1,365	19,872	14.6	83.5	186
2. Frank Gore (RB)	2005–2014 (10)	148	2,784	13,956	5.0	94.3	75
3. Roger Craig (RB)	1983–1990 (8)	121	2,194	11,506	5.2	95.1	66
4. Terrell Owens (WR)	1996–2003 (8)	121	613	8,734	14.2	72.2	83
5. Joe Perry (RB)	1950–1960, '63 (12)	131	1,660	8,624	5.2	65.8	57
6. Ken Willard (RB)	1965–1973 (9)	125	1,855	8,086	4.4	64.7	61
7. Garrison Hearst (RB)	1997–2003 (7)	73	1,363	7,139	5.2	97.8	33
8. Hugh McElhenny (HB)	1952–1960 (9)	97	1,072	6,954	6.5	71.7	50
9. Dwight Clark (WR)	1979–1987 (9)	134	512	6,800	13.3	50.7	48
10. Gene Washington (WR)	1969–1977 (9)	124	376	6,663	17.7	53.7	59
11. Billy Wilson (E)	1951–1960 (10)	100	407	5,902	14.5	59.0	49
12. Vernon Davis (TE)	2006–2015 (10)	139	447	5,655	12.7	40.7	55
13. John Taylor (WR)	1987–1995 (9)	121	353	5,629	15.9	46.5	43
14. J.D. Smith (HB)	1956–1964 (9)	97	1,128	5,479	4.9	56.5	42
15. Freddie Solomon (WR)	1978–1985 (8)	114	357	5,202	14.6	45.6	46
16. Brent Jones (TE)	1987–1997 (11)	143	417	5,195	12.5	36.3	33
17. Kevan Barlow (RB)	2001–2005 (5)	72	1,028	4,757	4.6	66.1	27
18. Tom Rathman (RB)	1986–1993 (8)	115	810	4,392	5.4	38.2	34
19. Michael Crabtree (WR)	2009–2014 (6)	79	350	4,345	12.4	55.0	26
20. Ricky Watters (RB)	1992–1994 (3)	43	793	4,290	5.4	99.8	33

MOST TOTAL YARDS FROM SCRIMMAGE IN SINGLE SEASON

Player	Year	Touches	Yards	Avg	Yds/Gm	TD
1. Frank Gore	2006	373	2,180	5.8	136.3	9
2. Garrison Hearst	1998	349	2,105	6.0	131.6	9
3. Roger Craig	1985	306	2,066	6.8	129.1	15
4. Roger Craig	1988	386	2,036	5.3	127.3	10
5. Jerry Rice	1995	127	1,884	14.8	117.8	16
6. Charlie Garner	2000	326	1,789	5.5	111.8	10
7. Charlie Garner	1999	297	1,764	5.9	110.3	6
8. Jerry Rice	1986	96	1,642	17.1	102.6	16
9. Ricky Watters	1994	305	1,596	5.2	99.8	11
10. Jerry Rice	1994	119	1,592	13.4	99.5	15
11. Jerry Rice	1993	101	1,572	15.6	98.3	16
12. Garrison Hearst	2001	293	1,553	5.3	97.1	5
13. Frank Gore	2007	313	1,538	4.9	102.5	6
14. Roger Craig	1989	320	1,527	4.8	95.4	7
15. Frank Gore	2009	281	1,526	5.4	109.0	13

Led NFL

Led Conference

MOST TOUCHES, Career

Player	Touches
1. Frank Gore.....	2,784
2. Roger Craig.....	2,194
3. Ken Willard.....	1,855
4. Joe Perry.....	1,660
5. Jerry Rice.....	1,365
6. Garrison Hearst.....	1,363
7. J.D. Smith.....	1,128
8. Hugh McElhenny.....	1,072
9. Kevan Barlow.....	1,028
10. Wilbur Jackson.....	893

BEST YARDS PER TOUCH, Career

Player	Avg
1. Jerry Rice.....	14.6
2. Hugh McElhenny.....	6.5
3. Tom Rathman.....	5.4
4. Ricky Watters.....	5.4
5. Roger Craig.....	5.2
6. Garrison Hearst.....	5.2
7. Joe Perry.....	5.2
8. Delvin Williams.....	5.1
9. Frank Gore.....	5.0
10. J.D. Smith.....	4.9

(min. 750 touches)

MOST TOUCHES, Season

Player	Touches
1. Roger Craig (1988).....	386
2. Frank Gore (2006).....	373
3. Garrison Hearst (1998).....	349
4. Charlie Garner (2000).....	326
5. Roger Craig (1989).....	320

BEST YARDS PER TOUCH, Season

Player	Avg
1. Jerry Rice (1993).....	15.6
2. Dwight Clark (1982).....	15.2
3. Jerry Rice (1995).....	14.8
4. Jerry Rice (1990).....	14.7
5. Terrell Owens (2000).....	14.6

(min. 100 touches)

TOP SINGLE-GAME SCRIMMAGE YARD TOTALS

MOST YARDS IN SINGLE GAME

Player	Game	Yards
1. Jerry Rice	vs. Min. (12/18/95)	299
2. Terrell Owens	vs. Chi. (12/17/00)	288
3. John Taylor	at LA Rams (12/11/89)	286
4. Delvin Williams	vs. Was. (11/7/76)	279
5. Jerry Rice	vs. LA Rams (12/9/85)	255
6. Frank Gore	vs. Sea. (9/20/09)	246
7. Frank Gore	vs. Sea. (11/19/06)	238
8. Charlie Garner	at Dal. (9/24/00)	235
9. Dave Parks	at Bal. (10/3/65)	231
10. Garrison Hearst	vs. NYJ (9/6/98)	225
Jerry Rice	at Atl. (10/14/90)	225
Bernie Casey	at Chi. (11/13/66)	225

MOST TOUCHES IN SINGLE GAME

Player	Game	Touches
1. Maurice Hicks	at Arz. (12/12/04)	39
Charlie Garner	at Dal. (9/24/00)	39
3. Delvin Williams	at StL (10/31/76)	35
4. Derek Loville	vs. Buf. (12/3/95)	34
5. Frank Gore	at Den. (12/31/06)	33
Frank Gore	at Sea. (12/14/06)	33
Kevan Barlow	at Phi. (12/21/03)	33
Garrison Hearst	vs. Sea. (12/1/02)	33
J.D. Smith	at Bal. (10/7/62)	33
10. (4x) Last: Frank Gore	vs. Det. (12/27/09)	32



ALL-TIME REGULAR SEASON INTERCEPTIONS

ALL-TIME INTERCEPTION LEADERS

Player	Years	Gms	INT	Yards	Avg	Lg	TD
1. Ronnie Lott	1981–1990 (10)	129	51	643	12.6	83t	5
2. Jimmy Johnson	1961–1976 (16)	213	47	615	13.1	63	2
3. Kermit Alexander	1963–1969 (7)	94	36	499	13.9	66t	1
4. Merton Hanks	1991–1998 (8)	125	31	380	12.3	67t	2
5. Dwight Hicks	1979–1985 (7)	96	30	586	19.5	72	3
6. Lowell Wagner	1950–1953, '55 (5)	47	25	331	13.2	40	0
7. Tony Parrish	2002–2006 (5)	66	22	504	22.9	60	1
Don Griffin	1986–1993 (8)	114	22	49	2.2	23	0
Rex Berry	1951–1956 (6)	66	22	404	18.4	44t	3
10. Dave Baker	1959–1961 (3)	38	21	294	14.0	40	0
11. Tim McDonald	1993–1999 (7)	111	20	325	16.3	73t	3
Dick Moegle	1955–1959 (5)	47	20	232	11.6	40	1
13. Zack Bronson	1997–2003 (7)	84	19	346	18.2	97t	2
14. Eric Wright	1981–1990 (10)	110	18	256	14.2	60t	2
Bruce Taylor	1970–1977 (8)	109	18	201	11.2	70	0
16. Carlton Williamson	1981–1987 (7)	88	17	294	17.3	82	1
17. Tim McKyer	1986–1989 (4)	51	16	62	3.9	21t	1
18. Walt Harris	2006–2008 (3)	46	15	151	10.1	42	1
Abe Woodson	1958–1964 (7)	89	15	159	10.6	61	0
20. Dashon Goldson	2007–2012 (6)	81	14	152	10.9	39t	1
Skip Vanderbundt	1969–1977 (9)	119	14	165	11.8	37t	2
Frank Nunley	1967–1976 (10)	137	14	136	9.7	24	0
Dave Wilcox	1964–1974 (11)	153	14	149	10.6	35	1

MOST INTERCEPTIONS IN SINGLE SEASON

Player	Year	INT	Yards	Avg	Lg	TD
1. Ronnie Lott	1986	10	134	13.4	57t	1
Dave Baker	1960	10	96	9.6	28	0
3. Tony Parrish	2003	9	202	22.4	49	0
Dwight Hicks	1981	9	239	26.6	72	1
Kermit Alexander	1968	9	155	17.2	66t	1
Lowell Wagner	1951	9	115	12.8	40	0
7. Walt Harris	2006	8	84	10.5	42	1
Dick Moegle	1957	8	107	13.4	40	0
Jim Cason	1951	8	147	18.4	65t	1
10. Tony Parrish	2002	7	204	29.1	60	0
Ahmed Plummer	2001	7	45	6.4	24	0
Zack Bronson	2001	7	165	23.6	97t	2
Merton Hanks	1994	7	93	13.3	38	0
Dave Waymer	1990	7	64	9.1	24	0
Tim McKyer	1988	7	11	1.6	7	0
Eric Wright	1983	7	164	23.4	60t	2
Ronnie Lott	1981	7	117	16.7	41t	3
Rex Berry	1953	7	142	20.3	29	1

Led NFL

Led Conference

MOST INT RETURN YARDS, Career

Player	Yards
1. Ronnie Lott	643
2. Jimmy Johnson	615
3. Dwight Hicks	586
4. Tony Parrish	504
5. Kermit Alexander	499
6. Rex Berry	404
7. Merton Hanks	380
8. Zack Bronson	346
9. Lowell Wagner	331
10. Tim McDonald	325

MOST INTs RETURNED FOR TD, Career

Player	TD
1. Ronnie Lott	5
2. Rex Berry	3
Dwight Hicks	3
Tim McDonald	3
Deion Sanders	3
6. (11 Players) Last: Dontae Johnson	2

MOST INT RETURN YARDS, Season

Player	Yards
1. Deion Sanders (1994)	303
2. Dwight Hicks (1981)	239
3. Tony Parrish (2002)	204
4. Tony Parrish (2004)	202
5. Zack Bronson (2001)	165

MOST INTs RETURNED FOR TD, Season

Player	TD
1. Deion Sanders (1994)	3
Ronnie Lott (1981)	3
3. Zack Bronson (2001)	2
Tim McDonald (1995)	2
Ken Norton (1995)	2
Tom Holmoe (1986)	2
Dwight Hicks (1983)	2
Eric Wright (1983)	2
Skip Vanderbundt (1972)	2

MOST INTs BY A NON-DB, Season

Player	INT
1. Jim Fahnhorst, LB (1986)	4
Keena Turner, LB (1984)	4
Frank Nunley, LB (1974)	4

TOP SINGLE-GAME INTERCEPTION TOTALS

MOST INTERCEPTIONS IN SINGLE GAME

Player	Game	INT
1. Dave Baker	at LA Rams (12/4/60)	4
2. Walt Harris	vs. Oak. (10/8/06)	3
Ronnie Heard	vs. Arz. (10/27/02)	3
Rod Woodson	vs. NO (9/14/97)	3
Eric Wright	at Min. (9/8/83)	3
Tony Leonard	vs. Cin. (10/1/78)	3
Dave Baker	at Dal. (11/20/60)	3

MOST INTs RETURNED FOR TD IN SINGLE GAME

Player	Game	INT
1. Ken Norton	at StL (10/22/95)	2
2. 54 Players	72 Times	1

MOST INTERCEPTION RETURN YARDS IN SINGLE GAME

Player	Game	Yards
1. Dwight Hicks	at Was. (10/4/81)	104
2. Zack Bronson	at Chi. (10/28/01)	97
3. Merton Hanks	vs. NO (11/22/93)	94
Al Randolph	vs. Chi. (12/11/66)	94
5. Deion Sanders	at Atl. (10/16/94)	93
6. Deion Sanders	at SD (12/11/94)	90
Kermit Alexander	at Pit. (11/24/68)	90
8. NaVorro Bowman	vs. Atl. (12/23/13)	89
9. Tory Nixon	at GB (10/26/86)	88
10. Patrick Willis	at Sea. (9/14/08)	86
Eric Davis	vs. StL (11/26/95)	86



ALL-TIME REGULAR SEASON SACKS

ALL-TIME SACK LEADERS

Player	Years	Sacks
1. Bryant Young (DT)	1994–2007 (14)	89.5
2. Charles Haley (LB)	1986–1999 (7)	66.5
3. Ahmad Brooks (LB)	2009–2016 (8)	51.5
4. Dana Stubblefield (DT)	1993–2002 (7)	46.5
5. Dwaine Board (DE)	1982–1988 (10)	45.0
6. Aldon Smith (LB)	2011–2014 (4)	44.0
7. Justin Smith (DT)	2008–2014 (7)	43.5
8. Chris Doleman (DE)	1996–1998 (3)	38.0
9. Andre Carter (DE)	2001–2005 (5)	32.0
10. Jeff Stover (DE)	1982–1988 (7)	30.5
11. Roy Barker (DE)	1996–1998 (3)	30.0
12. Pierce Holt (DE)	1988–1992 (5)	29.5
13. DeForest Buckner (DL)	2016–present (4)	28.5
14. Larry Roberts (DE)	1986–1993 (8)	28.0
Fred Dean (DE)	1981–1985 (5)	28.0
16. Tim Harris (LB)	1991–1995 (4)	26.0
17. Kevin Fagan (DE)	1987–1993 (7)	25.5
18. Dennis Brown (DE)	1990–1996 (7)	24.5
19. Michael Carter (NT)	1984–1992 (9)	22.5
20. Parys Haralson (LB)	2006–2012 (7)	21.5
Julian Peterson (LB)	2000–2005 (6)	21.5

Note: Includes figures since 1982, when sacks first became an official statistic

MOST SACKS IN SINGLE SEASON

<u>Player</u>	<u>Year</u>	<u>Sacks</u>
1. Aldon Smith	2012	19.5
2. Fred Dean	1983	17.5
3. Tim Harris	1992	17.0
4. Charles Haley	1990	16.0
5. Chris Doleman	1998	15.0
Dana Stubblefield	1997	15.0
7. Aldon Smith	2011*	14.0
8. Dwaine Board	1983	13.0
9. Andre Carter	2002	12.5
Roy Barker	1996	12.5
Led Conference	*Rookie Year	

Led Conference *Rookie Year

MOST SACKS IN SINGLE GAME

<u>Player</u>	<u>Game</u>	<u>Sacks</u>
1. Fred Dean	vs. NO (11/13/83)	6.0
2. Aldon Smith	vs. Chi. (11/19/12)	5.5
3. Roy Barker	at StL (10/25/98)	4.0
Chris Doleman	at NO (10/11/98)	4.0
Dana Stubblefield	at Phi. (11/10/97)	4.0
Pierce Holt	vs. NYG (11/27/89)	4.0
Dwaine Board	at LA Raiders (9/22/85)	4.0

ALL-TIME REGULAR SEASON PUNTING

ALL-TIME LEADING PUNTERS (BY AVERAGE)

Player	Years	Punts	Yards	Avg	Net	Lg	In20	Blk
1. Andy Lee	2004–2014 (11)	941	43,468	46.2	39.5	82	300	4
2. Tommy Davis	1959–1969 (11)	511	22,833	44.7	NA	82	NA	2
3. Bradley Pinion	2015–2018 (4)	334	14,599	43.7	39.9	65	112	1
4. Frankie Albert	1950–1952 (3)	139	5,830	41.9	NA	70	NA	1
5. Tommy Thompson	1995–1997 (3)	208	8,711	41.9	35.6	65	55	3
6. Tom Wittum	1973–1977 (5)	380	15,494	40.8	NA	68	NA	9
7. Jim Miller	1980–1982 (3)	214	8,686	40.6	31.7	80	36	1
8. Jason Baker	2001–2002 (2)	111	4,501	40.5	34.1	64	33	0
9. Max Runager	1984–1988 (5)	281	11,394	40.5	33.8	62	36	1
10. Klaus Wilmsmeyer	1992–1994 (3)	145	5,871	40.5	35.0	61	48	0

*minimum 100 punts

BEST PUNTING AVERAGE IN SINGLE SEASON

Player	Year	Punts	Yards	Avg	Net	Lg	In20	Blk
1. Andy Lee	2011	78	3,970	50.9	44.0	68	28	1
2. Andy Lee	2013	79	3,804	48.2	41.7	62	27	0
3. Andy Lee	2012	67	3,226	48.1	43.2	66	36	0
4. Andy Lee	2008	66	3,155	47.8	39.0	82	13	1
5. Andy Lee	2009	99	4,711	47.6	41.0	64	30	0
6. Andy Lee	2007	105	4,968	47.3	41.0	74	42	0
7. Andy Lee	2014	72	3,369	46.8	39.6	71	28	1
8. Andy Lee	2010	91	4,203	46.2	38.2	64	34	0
9. Tommy Davis	1965	54	2,471	45.8	NA	65	NA	0
10. Tommy Davis	1959	59	2,694	45.7	NA	71	NA	0

Led NFL

Led Conference

+ NFL Record

MOST PUNTS IN SINGLE GAME

	Player	Game	Punts
1.	Tom Wittum	vs. LA Rams (11/21/76)	11
2.	Andy Lee	vs. Sea. (9/30/07)	10
	Jim Miller	vs. Atl. (11/8/81)	10
	Jim Miller	vs. LA Rams (10/25/81)	10
	Mike Connell	at Atl. (11/5/78)	10
	Mike Connell	vs. Cin. (10/1/78)	10
	Tom Wittum	at Atl. (11/6/77)	10
	Tom Wittum	vs. Atl. (10/23/76)	10
	Tommy Davis	at Det. (10/6/63)	10

BEST PUNT AVG. IN SINGLE GAME

Player	Game	Avg
1. Andy Lee	vs. Sea. (9/11/11)	59.6
2. Andy Lee	at Bal. (11/24/11)	57.6
3. Andy Lee	at Pit. (9/23/07)	57.2
4. Andy Lee	at StL (1/1/12)	56.8
5. Andy Lee	at NE (12/16/12)	56.6
6. Andy Lee	vs. Dal. (9/18/11)	55.3
7. Klaus Wilmsmeyer	vs. Det. (10/9/94)	55.0
8. Andy Lee	at StL (12/21/08)	54.8

*minimum 4 punts

MOST PUNTS, Career

Player	Punts
1. Andy Lee	941
2. Tommy Davis	511
3. Tom Wittum	380
4. Max Runager	281
5. Steve Spurrier	230

MOST PUNTS INSIDE 20, Career

Player	In20
1. Andy Lee	300
2. Bradley Pinion	112
3. Max Runager	84
4. Tommy Thompson	55
5. Barry Helton	50

*inside-the-20 became official stat in 1976

MOST PUNTS, Season

Player	Punts
1. Andy Lee (2005)	107
2. Andy Lee (2007)	105
3. Bradley Pinion (2016)	100
4. Andy Lee (2009)	99
5. Andy Lee (2004)	96
Mike Connell (1978)	96

MOST PUNTS INSIDE 20, Season

Player	IN20
1. Andy Lee (2007)	42
2. Andy Lee (2012)	36
3. Andy Lee (2010)	34
4. Bradley Pinion (2017).....	31
Bradley Pinion (2015).....	31
6. Andy Lee (2009)	30
Max Runager (1985)	30

**inside-the-20 became official stat in 1976*

*inside-the-20 became official stat in 1976



ALL-TIME REGULAR SEASON PUNT RETURNS

ALL-TIME LEADERS IN PUNT RETURNS (BY AVERAGE)

Player	Years	PR	FC	Yards	Avg	Lg	TD
1. Manfred Moore	1974–1975 (2)	21	0	309	14.7	88t	1
2. Jim Cason	1950–1952, '54 (4)	24	NA	288	12.0	33	0
3. Ted Ginn Jr.	2010–2012 (3)	94	48	1,113	11.8	78t	2
4. Allen Rossum	2008–2009 (2)	27	8	307	11.4	45	0
5. Iheanyi Uwaezuoke	1996–1998 (3)	34	14	373	11.0	36	0
6. LaMichael James	2012–2014 (3)	23	12	251	10.9	40	0
7. Dana McLemore	1982–1987 (6)	142	38	1,531	10.8	93t	4
8. Jimmy Williams	2001–2004 (4)	55	18	576	10.5	89t	1
9. Dexter Carter	1990–1996 (7)	117	56	1,213	10.4	78t	2
10. John Taylor	1987–1995 (9)	149	55	1,517	10.2	95t	2

*minimum 20 returns

BEST PUNT RETURN AVERAGE IN SINGLE SEASON

Player	Year	PR	FC	Yards	Avg	Lg	TD
1. Jimmy Williams	2002	20	8	336	16.8	89t	1
2. Hugh McElhenny	1952	20	NA	284	14.2	94t	1
3. Ted Ginn Jr.	2010	24	18	321	13.4	78t	1
4. Joe Arenas	1951	21	NA	272	13.0	51	0
5. John Taylor	1988	44	7	556	12.6	95t	2
6. Dana McLemore	1987	21	7	265	12.6	83t	1
7. Ted Ginn Jr.	2011	38	18	466	12.3	55t	1
8. Dexter Carter	1993	34	20	411	12.1	72t	1
9. Bruce Taylor	1970	43	10	516	12.0	76	0
10. John Taylor	1989	36	20	417	11.6	37	0

*minimum 20 returns

Led NFL Led Conference

TOP SINGLE-GAME PUNT RETURN PERFORMANCES

MOST PUNT RETURN YARDS IN SINGLE GAME

Player	Game	Yards
1. Tony Leonard	vs. NO (10/17/76)	141
2. Bruce Taylor	at Hou. (11/15/70)	133
3. Dexter Carter	vs. Min. (10/3/93)	131
4. Dexter Carter	vs. Min. (12/18/95)	126
5. Dana McLemore	vs. LA Rams (1/2/83)	125

MOST PUNT RETURNS IN SINGLE GAME

Player	Game	Returns
1. Tony Leonard	vs. NO (10/17/76)	9
Ralph McGill	at Atl. (10/29/72)	9
3. Michael Lewis	vs. StL (11/18/07)	7
Dana McLemore	at NO (11/25/84)	7
Tony Leonard	at Atl. (11/6/77)	7
Tony Leonard	vs. LA Rams (11/21/76)	7
Ralph McGill	at Phi. (11/30/75)	7
Ralph McGill	vs. Atl. (10/12/75)	7

BEST PUNT RETURN AVERAGE IN SINGLE GAME

Player	Game	Avg
1. Ted Ginn Jr.	at StL (12/26/10)	32.3
2. Dexter Carter	vs. Min. (12/18/95)	31.5
3. Dana McLemore	vs. LA Rams (1/2/83)	31.3
4. Abe Woodson	at GB (10/21/62)	30.3
5. John Taylor	vs. Was. (11/21/88)	28.3
6. Chuck Levy	at Phi. (11/10/97)	27.3
7. Dexter Carter	vs. Min. (10/3/93)	26.2
8. Dana McLemore	at NYG (10/8/84)	25.8
9. Bruce Taylor	vs. NYG (12/21/75)	25.7
10. Freddie Solomon	vs. TB (10/26/80)	25.0

*minimum of 3 punt returns

MOST PUNT RETURNS, Career

Player	PR
1. John Taylor	149
2. Dana McLemore	142
Bruce Taylor	142
4. Joe Arenas	124
5. Kermit Alexander	120
6. Dexter Carter	117
7. Freddie Solomon	106
8. Ralph McGill	105
Abe Woodson	105
10. Hugh McElhenny	99

MOST PUNT RETURN YARDS, Career

Player	Yards
1. Dana McLemore	1,531
2. John Taylor	1,517
3. Bruce Taylor	1,323
4. Dexter Carter	1,213
5. Ted Ginn Jr.	1,113
6. Ralph McGill	964
7. Abe Woodson	949
8. Freddie Solomon	804
9. Kermit Alexander	782
10. Joe Arenas	774

MOST PUNT RETURN TDs, Career

Player	TD
1. Dana McLemore	4
2. Kermit Alexander	2
Dexter Carter	2
Ted Ginn Jr.	2
Freddie Solomon	2
John Taylor	2
Abe Woodson	2

MOST PUNT RETURNS, Season

Player	PR
1. R.W. McQuarters (1998)	47
2. Dana McLemore (1984)	45
3. Michael Lewis (2007)	44
John Taylor (1988)	44
5. Bruce Taylor (1970)	43
6. Ted Ginn Jr. (2011)	38
Dexter Carter (1996)	38
Don Griffin (1986)	38
Dana McLemore (1985)	38
10. Dexter Carter (1996)	36
John Taylor (1989)	36

MOST PUNT RETURN TDs, Season

Player	TD
1. John Taylor (1988)	2
Freddie Solomon (1980)	2



ALL-TIME REGULAR SEASON KICKOFF RETURNS

ALL-TIME LEADERS IN KICKOFF RETURNS (BY AVERAGE)

Player	Years	KR	Yards	Avg	Lg	TD
1. Abe Woodson	1958–1964 (7)	166	4,873	29.4	105t	5
2. LaMichael James	2012–2014 (3)	26	738	28.4	62	0
3. Joe Arenas	1951–1957 (7)	139	3,798	27.3	96	1
4. Allen Rossum	2008–2009 (2)	54	1,411	26.1	104t	1
5. Lenny Lyles	1959–1960 (2)	42	1,091	26.0	97t	1
6. Vic Washington	1971–1973 (3)	84	2,178	25.9	98t	1
7. Bruce Ellington	2014–2016 (3)	50	1,279	25.6	40	0
8. Mike Holmes	1974–1975 (2)	27	671	24.9	57	0
9. J.D. Smith	1956–1964 (9)	36	882	24.5	39	0
10. Amos Lawrence	1981–1982 (2)	26	627	24.1	92t	1

*minimum 25 returns

BEST KICKOFF RETURN AVERAGE IN SINGLE SEASON

Player	Year	KR	Yards	Avg	Lg	TD
1. Joe Arenas	1953	16	551	34.4	82	0
2. Abe Woodson	1963	29	935	32.2	103t	3
3. Abe Woodson	1962	37	1,157	31.3	79	0
4. Lenny Lyles	1960	17	526	30.9	97t	1
5. Joe Arenas	1956	27	801	29.7	96	1
6. Abe Woodson	1960	17	498	29.3	64	0
7. Abe Woodson	1961	27	782	29.0	98t	1
8. Vic Washington	1972	27	771	28.6	98t	1
9. Ted Ginn Jr.	2011	29	800	27.6	102t	1
10. Abe Woodson	1964	32	880	27.5	70	0

*minimum 1.25 ret/game

Led NFL

Led Conference

TOP SINGLE-GAME KICKOFF RETURN PERFORMANCES

MOST KICKOFF RETURN YARDS IN SINGLE GAME

Player	Game	Yards
1. Abe Woodson	vs. Det. (11/11/62)	210
2. Abe Woodson	at Det. (9/23/62)	205
3. Lenny Lyles	vs. Bal. (12/18/60)	202
4. Maurice Hicks	vs. SD (10/15/06)	195
5. Allen Rossum	vs. Phi. (10/12/08)	194

MOST KICKOFF RETURNS IN SINGLE GAME

Player	Game	Returns
1. Maurice Hicks	vs. SD (10/15/06)	9
Allen Rossum	vs. Phi. (10/12/08)	9
3. Maurice Hicks	at Was. (10/23/05)	8
4. (15 times) Last: Ted Ginn Jr.	at SD (12/16/10)	7

BEST KICKOFF RETURN AVERAGE IN SINGLE GAME

Player	Game	Avg
1. Lenny Lyles	vs. Bal. (12/18/60)	67.3
2. Doug Cunningham	vs. NO (10/22/67)	53.0
3. Abe Woodson	vs. Min. (9/29/63)	51.0
4. Allen Rossum	vs. Arz. (11/10/08)	46.5
5. Amos Lawrence	vs. LA Rams (11/22/81)	46.0
Abe Woodson	vs. NYG (11/17/63)	46.0

*minimum of 3 kickoff returns

MOST KICKOFF RETURNS FOR TOUCHDOWN IN SINGLE GAME

Player	Game	TD
1. (22 times) Last: Richie James Jr.	vs. Sea. (12/16/18)	1

MOST KICKOFF RETURNS, Career

Player	KR
1. Dexter Carter	217
2. Maurice Hicks	185
3. Abe Woodson	166
4. Joe Arenas	139
5. Kermit Alexander	137
6. Ted Ginn Jr.	87
7. Vic Washington	84
8. Carl Monroe	76
9. James Owens	72
10. Paul Hofer	68
Doug Cunningham	68

MOST KICKOFF RETURN YARDS, Career

Player	Yards
1. Abe Woodson	4,873
2. Dexter Carter	4,707
3. Maurice Hicks	4,242
4. Joe Arenas	3,798
5. Kermit Alexander	3,271
6. Vic Washington	2,178
7. Ted Ginn Jr.	2,045
8. James Owens	1,728
9. Carl Monroe	1,660
10. Doug Cunningham	1,613

MOST KICKOFF RETURN TDs, Career

Player	TD
1. Abe Woodson	5
2. Dexter Carter	2
James Owens	2
Dave Williams	2
5. (11 times) Last: Richie James Jr.	1

MOST KICKOFF RETURNS, Season

Player	KR
1. Maurice Hicks (2007)	63
2. Maurice Hicks (2006)	57
3. Vinny Sutherland (2001)	50
4. Dexter Carter (1994)	48
5. Ted Ginn Jr. (2010)	47
Allen Rossum (2008)	47
7. Dexter Carter (1996)	41
Dexter Carter (1990)	41
James Owens (1979)	41

MOST KICKOFF RETURN TDs, Season

Player	TD
1. Abe Woodson (1963)	3
2. (19x) Last: Richie James Jr. (2018)	1



49ERS LONGEST PLAYS

LONGEST RUNS FROM SCRIMMAGE

96t	Garrison Hearst vs. NYJ	9/6/98
90t	Colin Kaepernick vs. SD	12/20/14
89t	Hugh McElhenny at Dal. Texans	10/5/52
86t	Hugh McElhenny at GB	11/18/56
83t	Matt Breida vs. Cle	10/7/19
82t	Hugh McElhenny vs. Dal. Texans	10/26/52
80	Wilbur Jackson vs. NO	11/27/77
80t	Frank Gore vs. Sea	9/20/09
80t	Delvin Williams vs. Was.	11/7/76
80t	J.D. Smith vs. GB	12/7/58
79t	Frank Gore vs. Sea	9/20/09
78t	Kevan Barlow vs. Pit.	11/17/03
78t	Joe Perry vs. Dal. Texans	10/26/52
78t	Joe Perry vs. GB	12/10/50

LONGEST RUNS FROM SCRIMMAGE BY QUARTERBACK

90t	Colin Kaepernick vs. SD	12/20/14
50t	Colin Kaepernick vs. Mia	12/9/12
50	Colin Kaepernick at StL	12/2/12
49t	Steve Young vs. Min.	10/30/88
45	Y.A. Tittle at Bal. Colts	11/24/57
44t	Blaine Gabbert at Chi.	12/6/15
42	Frankie Albert at GB	11/26/50

LONGEST PASSES

97t	Steve Young to John Taylor at Atl.	11/3/91
96t	Joe Montana to Jerry Rice at SD	11/27/88
95t	Joe Montana to John Taylor at LA Rams	12/11/89
93t	Steve DeBerg to Freddie Solomon vs. Atl.	9/28/80
92t	Joe Montana to John Taylor at LA Rams	12/11/89
89t	Tim Rattay to Brandon Lloyd vs. Dal.	9/25/05
85t	Nick Mullens to George Kittle vs. Den.	12/9/18
85t	Jim Plunkett to Delvin Williams vs. Was.	11/7/76
83t	John Brodie to Dave Parks at LA Rams	10/18/64
83t	C.J. Beathard to Marquise Goodwin vs. NYG	11/12/17
82t	C.J. Beathard to George Kittle at LAC	9/30/18
82	Steve Young to Terry Kirby at Atl.	10/19/97
81t	Steve Young to Garrison Hearst vs. NO	11/22/98
81t	Elvis Grbac to Jerry Rice at Dal.	11/12/95
81t	Steve Spurrier to Ted Kwalick vs. NO	10/22/72
80t	(8x) Last time: C. Kaepernick to Brandon Lloyd at StL	10/13/14

LONGEST PUNTS

86	Larry Barnes vs. Chi.	9/29/57
82	Andy Lee vs. NE	10/5/08
82	Tommy Davis vs. Min.	9/30/62
81	Andy Lee at TB	11/21/04
81	Tommy Davis at StL Cardinals	11/25/62
80	Jim Miller at Den.	9/19/82
79	Tommy Davis at Chi.	10/14/62
76	Larry Barnes vs. Bal.	12/8/57
75	Verl Lillywhite vs. Cle.	9/30/57
74	Andy Lee vs. Bal.	10/7/07
74	Tommy Davis vs. Chi.	10/30/51
72	Jon Kilgore vs. Chi.	12/6/69

LONGEST PUNT RETURNS

95t	John Taylor vs. Was.	11/21/88
94t	Hugh McElhenny at Chi.	10/19/52
93t	Dana McLemore vs. LA Rams	1/2/83
89t	Jimmy Williams vs. Sea	12/1/02
88t	Manfred Moore vs. Atl.	11/24/74
85t	Abe Woodson at GB	10/21/62
83t	Dana McLemore vs. Chi.	12/14/87
80t	Abe Woodson vs. Det.	11/5/61
79t	Dana McLemore at NYG	10/8/84
78t	Ted Ginn Jr. at StL	12/26/10
78t	Dexter Carter vs. Min.	12/18/95

LONGEST KICKOFF RETURNS

105t	Abe Woodson at LA Rams	11/8/59
104t	Allen Rossum at Arz.	11/11/08
103t	Abe Woodson vs. Min.	9/15/63
102t	Ted Ginn Jr. vs. Sea	9/11/11
101t	Terry Kirby vs. Car.	11/16/97
101t	James Owens at Det.	11/2/80
99t	Abe Woodson at NYG	11/17/63
98t	Dexter Carter vs. NO	12/1/91
98t	Vic Washington at Atl.	10/29/72
98t	Abe Woodson at Det.	10/1/61
97t	Richie James Jr. vs. Sea	12/16/18
97t	Vic Washington vs. Dal.	12/23/72
97t	Lenny Lyles vs. Bal.	12/18/60
96t	Dexter Carter at Was.	11/6/94

LONGEST INTERCEPTION RETURNS

97t	Zack Bronson at Chi.	10/28/01
94t	Alvin Randolph vs. Chi.	12/11/66
93t	Deion Sanders at Atl.	10/16/94
90t	Deion Sanders at SD	12/11/94
89t	NaVorro Bowman vs. Atl.	12/23/13
88t	Tory Nixon at GB	10/26/86
86t	Patrick Willis at Sea.	9/14/08
86t	Eric Davis vs. StL	11/26/95
83t	Ronnie Lott at KC	12/26/82
82	Carlton Williamson vs. Sea.	11/25/85
77t	Tom Holmoe vs. StL Cardinals	11/9/86
74t	Deion Sanders vs. NO	9/25/94
73	Eric Reid at Sea.	12/14/14

LONGEST FUMBLE RETURNS

99t	Don Griffin vs. Chi.	12/23/91
96t	Lee Woodall vs. Buf.	12/3/95
80t	Dwaine Carpenter at Chi.	10/31/04
80t	Dwight Hicks at Was.	10/4/81
78t	Derrick Johnson at Arz. (Mexico City)	10/2/05
75t	Clark Miller at Det.	11/14/65
73t	Skip Vanderbundt at Dal.	11/23/72
71t	Darnell Walker at Min.	10/24/99
71	Gerard Williams vs. NO	9/23/79
66t	Windlan Hall vs. Phi.	12/2/73
65t	Keena Turner at Was.	12/1/85
63t	Tommy Hart at StL Cardinals	10/24/71

LONGEST FIELD GOALS

63	David Akers at GB	9/9/12
56	Phil Dawson at Arz.	12/29/13
56	Joe Nedney at StL	12/24/05
56	Mike Cofer at Atl.	10/14/90
55	Phil Dawson vs. KC	10/5/14
55	Phil Dawson at NO	11/17/13
55	David Akers at Det.	10/16/11
55	David Akers vs. Dal.	9/18/11
54	Phil Dawson at StL	10/14/14
54	David Akers at Sea	12/23/12
54	Steve Mike-Mayer at LA Rams	11/9/75
54	Bruce Gossett vs. NO	10/21/73
53	(10x) Last time: Robbie Gould vs. NYG	11/12/18

LONGEST RETURNS OF FIELD GOAL ATTEMPT

92t	Bruce Taylor at NO	12/13/70
74t	Nate Clements at NYG	10/19/08
62t	Johnny Jackson at Dal.	10/15/89
58t	Bruce Taylor at NO	9/26/71
41t	Donald Strickland vs. Phi.	10/12/08
38	Kermit Alexander vs. Phi.	11/20/66
30	Kermit Alexander at Phi.	9/20/64



NFL RECORDS BY 49ERS

Most Consecutive Seasons Leading NFL in Passer Rating

4 Steve Young (1991–94)

Highest Single–Game Completion Percentage (min. 15 atts.)

94.7 Alex Smith at Arz. (10/29/12)

Most Seasons Leading League in Passing Touchdowns

4 Steve Young (1992–94, '98); tied with Johnny Unitas (1957–60), Len Dawson (1962–63, 1965–66), Brett Favre (1995–97, 2003), Drew Brees (2008–09, 2011–12), Peyton Manning (2000, '04, '06, '13)

Most Receiving Touchdowns in a Game

5 Jerry Rice at Atl. (10/14/90); tied with Chi. Bob Shaw vs. Bal. (10/2/50) and SD Kellen Winslow vs. Oak. (11/22/81)

Most Interceptions in a Game

4 Dave Baker vs. LA Rams (12/4/60); tied with 12 others

Most Interceptions Returned for a Touchdown in a Game

2 Ken Norton vs. StL (10/22/95); tied with 26 others

Most Seasons Leading League in Kickoff Return Avg.

3 Abe Woodson (1959, 1962–63)

Most Points in a Season, No Touchdowns, Single Season

166 David Akers (2011)

Most Field Goals Attempted in a Season

52 David Akers (2011)

Most Field Goals Made in a Season

44 David Akers (2011)

Most Receiving Yards by a Tight End in a Season

1,377 George Kittle (2018)

49ERS NFL LEADERS

RUSHING CHAMPIONS (Yards)

1953	Joe Perry	1,018
1954	Joe Perry	1,049

PASSING CHAMPIONS (Passer Rating)

1970	John Brodie	93.9
1987	Joe Montana	102.1
1989	Joe Montana	112.4
1991	Steve Young	101.8
1992	Steve Young	107.0
1993	Steve Young	101.5
1994	Steve Young	112.8
1996	Steve Young	97.2
1997	Steve Young	104.7

RECEIVING CHAMPIONS (Receptions)

1954	Billy Wilson	60
1956	Billy Wilson	60
1957	Billy Wilson	52
1965	Dave Parks	80
1968	Clifton McNeil	71
1982	Dwight Clark	60
1985	Roger Craig	92
1990	Jerry Rice	100
1996	Jerry Rice	108

49ERS NFL LEADERS

RECEIVING CHAMPIONS (Touchdowns)

1953	Billy Wilson	10
1972	Gene Washington	12
1986	Jerry Rice	16
1987	Jerry Rice	22
1989	Jerry Rice	17
1990	Jerry Rice	13
1991	Jerry Rice	14
1993	Jerry Rice	16
1994	Jerry Rice	13
2001	Terrell Owens	16
2002	Terrell Owens	13
2009	Vernon Davis #	13

RECEIVING CHAMPIONS (Yards)

1970	Gene Washington	1,100
1986	Jerry Rice	1,570
1989	Jerry Rice	1,483
1990	Jerry Rice	1,502
1993	Jerry Rice	1,503
1994	Jerry Rice	1,499
1995	Jerry Rice	1,848
2018	George Kittle (TE)	1,377*

PUNTING CHAMPIONS (Average)

1962	Tommy Davis	45.6
2011	Andy Lee	50.9

SCORING

1952	Gordie Soltau	94
1953	Gordie Soltau	114
1984	Ray Wersching	131
1987	Jerry Rice	138
1989	Mike Cofer	136
2011	David Akers	166*

KICKOFF RETURNS (Average)

1953	Joe Arenas	34.4
1959	Abe Woodson	29.4
1962	Abe Woodson	31.3
1963	Abe Woodson	32.2

FIELD GOALS MADE

1960	Tommy Davis	19
2011	David Akers	44*
2017	Robbie Gould	39

PUNT RETURNS (Yards)

1960	Abe Woodson	174
1988	John Taylor	556

INTERCEPTIONS

1960	Dave Baker	10
1986	Ronnie Lott	10
2003	Tony Parrish	9#

*NFL Record #Shared NFL Lead



ROOKIE SEASON RECORDS

RUSHING ATTEMPTS

No	Att	Player	Year
1.	191	Vic Washington	1971
2.	189	Ken Willard	1965
3.	174	Wilbur Jackson	1974
4.	171	Earl Cooper	1980
5.	129	John H. Johnson	1954
6.	127	Frank Gore	2005
7.	125	Kevan Barlow	2001
8.	109	Don Lisbon	1963
9.	105	Matt Breida	2017
10.	98	Hugh McElhenny	1952

RUSHING YARDS

No	Yds	Player	Year
1.	811	Vic Washington	1971
2.	778	Ken Willard	1965
3.	725	Roger Craig	1983
4.	720	Earl Cooper	1980
5.	705	Wilbur Jackson	1974
6.	684	Hugh McElhenny	1952
7.	681	John H. Johnson	1954
8.	608	Frank Gore	2005
9.	512	Kevan Barlow	2001
10.	509	Billy Kilmer	1961

RUSHING TOUCHDOWNS

No	TD	Player	Year
1.	10	Billy Kilmer	1961
2.	9	John H. Johnson	1954
3.	8	Roger Craig	1983
4.	6	Hugh McElhenny	1952
6.	5	William Floyd	1994
6.	5	Ken Willard	1965
8.	5	Dicky Moegle	1955
8.	4	Carlos Hyde	2014
4.	4	Kevan Barlow	2001
10.	3	Deebo Samuel (WR)	2019
3.	3	C.J. Beathard (QB)	2017
3.	3	Frank Gore	2005
3.	3	Earl Cooper	1980
3.	3	Delvin Williams	1974
3.	3	Vic Washington	1971
3.	3	J.D. Smith	1958

RECEPTIONS

No	Rec	Player	Year
1.	83	Earl Cooper (RB)	1980
2.	57	Deebo Samuel	2019
3.	51	Gene Washington	1969
4.	49	Jerry Rice	1985
5.	48	Michael Crabtree	2009
48	48	Roger Craig (RB)	1983
7.	43	George Kittle (TE)	2017
43	43	Trent Taylor	2017
9.	40	Eric Johnson (TE)	2001
10.	38	J.J. Stokes	1995

RECEIVING YARDS

No	Yds	Player	Year
1.	927	Jerry Rice	1985
2.	802	Deebo Samuel	2019
3.	711	Gene Washington	1969
4.	703	Dave Parks	1964
5.	625	Michael Crabtree	2009
6.	567	Earl Cooper (RB)	1980
7.	520	Terrell Owens	1996
8.	517	J.J. Stokes	1995
9.	515	George Kittle (TE)	2017
10.	467	Dante Pettis	2018

RECEIVING TOUCHDOWNS

No	TD	Player	Year
1.	8	Dave Parks	1964
2.	5	Dante Pettis	2018
5	5	Jimmy Thomas	1969
5	5	R.C. Owens	1957
5.	4	Terrell Owens	1996
4	4	J.J. Stokes	1995
4	4	Roger Craig	1983
4	4	Earl Cooper	1980
4	4	Vic Washington	1971
4	4	Ken Willard	1965
4	4	Carroll Hardy	1955

PASSES ATTEMPTED

No	Att	Player	Year
1.	224	C.J. Beathard	2017
2.	184	Tom Owen	1974
3.	165	Alex Smith	2005
4.	78	Earl Morrall	1956
5.	53	George Mira	1964
6.	52	Jim Druckenmiller	1997
6.	51	Dennis Morrison	1974
8.	50	Steve Spurrier	1967
9.	48	Scott Bull	1976
10.	34	Billy Kilmer	1961

PASSES COMPLETED

No	Comp	Player	Year
1.	123	C.J. Beathard	2017
2.	88	Tom Owen	1974
3.	84	Alex Smith	2005
4.	38	Earl Morrall	1956
5.	23	Steve Spurrier	1967
23	23	George Mira	1964
7.	21	Jim Druckenmiller	1997
21	21	Scott Bull	1976
21	21	Dennis Morrison	1975
10.	19	Billy Kilmer	1961

PASSING YARDS

No	Yds	Players	Year
1.	1,430	C.J. Beathard	2017
2.	1,327	Tom Owen	1974
3.	875	Alex Smith	2005
4.	621	Earl Morrall	1956
5.	331	George Mira	1964
6.	286	Billy Kilmer	1961
7.	252	Scott Bull	1976
8.	239	Jim Druckenmiller	1997
9.	227	Dennis Morrison	1974
10.	211	Steve Spurrier	1967

PASSING TOUCHDOWNS

No	TD	Player	Year
1.	10	Tom Owen	1974
2.	4	C.J. Beathard	2017
3.	2	Scott Bull	1976
2	2	George Mira	1964
2	2	John Brodie	1957
6.	1	Alex Smith	2005
1	1	Jim Druckenmiller	1997
1	1	Bill Musgrave	1991
1	1	Joe Montana	1979
1	1	Dennis Morrison	1974
1	1	Bob Waters	1960
1	1	Earl Morrall	1956

PASSES INTERCEPTED

No	INT	Player	Year
1.	15	Tom Owen	1974
2.	11	Alex Smith	2005
3.	7	Steve Spurrier	1967
4.	6	C.J. Beathard	2017
6	6	Earl Morrall	1956
6.	5	Dennis Morrison	1974
5	5	George Mira	1964
8.	4	Jim Druckenmiller	1997
4	4	Scott Bull	1976
4	4	Billy Kilmer	1961

PUNT RETURNS

No	Ret	Player	Year
1.	47	R.W. McQuarters	1998
2.	38	Don Griffin	1986
3.	35	Anthony Leonard	1976
4.	30	Trent Taylor	2017
5.	23	Bruce Ellington	2014
6.	22	Brandon Williams	2006
22	22	Ralph McGill	1972
8.	21	Vinny Sutherland	2001
21	21	Joe Arenas	1951

PUNT RETURN YARDS

No	Yds	Player	Year
1.	406	R.W. McQuarters	1998
2.	377	Don Griffin	1986
3.	293	Anthony Leonard	1976
4.	284	Hugh McElhenny	1952
5.	281	Trent Taylor	2017
6.	272	Joe Arenas	1951
7.	219	Ralph McGill	1972

PUNT RETURN TOUCHDOWNS

No	TD	Player	Year
1.	1	Otis Amey	2005
1	1	R.W. McQuarters	1998
1	1	Don Griffin	1986
1	1	Dana McLemore	1982
1	1	Anthony Leonard	1976
1	1	Manfred Moore	1974
1	1	Hugh McElhenny	1952

PUNTING ATTEMPTS

No	Att	Player	Year
1.	96	Andy Lee	2004
2.	91	Bradley Pinion	2015
3.	79	Tom Wittum	1973
4.	78	Barry Helton	1988
5.	77	Jim Miller	1980

PUNTING YARDS

No	Yds	Player	Year
1.	3,990	Andy Lee	2004
2.	3,969	Bradley Pinion	2015
3.	3,455	Tom Wittum	1973
4.	3,152	Jim Miller	1980
5.	3,069	Barry Helton	1988

PUNTING AVERAGE*

No	Avg	Player	Year
1.	45.7	Tommy Davis	1959
2.	44.9	Mitch Wishnowsky	2019
3.	43.7	Tom Wittum	1973
4.	43.6	Bradley Pinion	2015
5.	41.6	Andy Lee	2004

*minimum of 20 punts



ROOKIE SEASON RECORDS (CONT.)

KICKOFF RETURNS

No	Ret	Player	Year
1.	50	Vinny Sutherland	2001
2.	41	James Owens	1979
3.	41	Dexter Carter	1971
4.	33	Vic Washington	1990
5.	26	Rasheed Marshall	2005
	26	Anthony Leonard	1976
7.	24	Bruce Ellington	2014

KICKOFF RETURN YARDS

No	Yds	Player	Year
1.	1,140	Vinny Sutherland	2001
2.	1,002	James Owens	1979
3.	858	Vic Washington	1971
4.	783	Dexter Carter	1990
5.	614	Bruce Ellington	2014
6.	580	Richie James Jr.	2018

KICKOFF RETURN TOUCHDOWNS

No	TD	Player	Year
1.	1	Richie James Jr.	2018
	1	Amos Lawrence	1981
	1	James Owens	1979
	1	Dave Williams	1977

INTERCEPTIONS

No	INT	Player	Year
1.	7	Ronnie Lott	1981
2.	6	Tim McKyer	1986
	6	Dicky Moegle	1955
4.	5	Kermit Alexander	1963
	5	Jimmy Johnson	1961
	5	Dave Baker	1959
	5	Fred Bruney	1953
	5	Jim Powers	1950

INTERCEPTION RETURN YARDS

No	Yds	Player	Year
1.	138	Alvin Randolph	1967
2.	117	Ronnie Lott	1981
3.	116	Jimmy Johnson	1961
4.	81	Todd Shell	1984
5.	77	Rex Berry	1951

INTERCEPTION RETURN TOUCHDOWNS

No	TD	Player	Year
1.	3	Ronnie Lott	1981
2.	1	Dontae Johnson	2014
	1	Tim McKyer	1986
	1	Bill Belk	1968
	1	Alvin Randolph	1966

TOTAL TOUCHDOWNS

No	TD	Player	Year
1.	12	Roger Craig	1983
2.	10	Billy Kilmer	1961
	10	Hugh McElhenny	1952
4.	9	Earl Cooper	1980
	9	Ken Willard	1965
	9	John H. Johnson	1954

TOTAL POINTS

No	Pts	Player	Year
1.	105	Doug Brien	1994
2.	103	Wade Richey	1997
3.	72	Roger Craig	1983

SACKS

No	Sacks	Player	Year
1.	14.0	LB Aldon Smith	2011
2.	12.0	LB Charles Haley	1986
3.	10.5	DT Dana Stubblefield	1993
4.	9.0	DL Nick Bosa	2019
5.	6.5	DE Andre Carter	2001
6.	6.0	DT DeForest Buckner	2016
	6.0	LB Aaron Lynch	2014

ROOKIE SINGLE GAME RECORDS

RUSHING YARDS

No	Yds	Player	Date	Opp.
1.	170	Hugh McElhenny	10/5/52	Dal.
2.	134	Amp Lee	12/13/92	Min.
3.	131	Billy Kilmer	10/8/61	LA Rams
4.	125	Vic Washington	11/28/71	NYJ
5.	124	Dexter Carter	12/17/90	LA Rams
	124	John H. Johnson	11/20/54	Pit.
7.	118	Jimmy Thomas	12/6/69	Chi.
8.	108	Frank Gore	1/1/06	Hou.
9.	100	Ricky Watters	9/6/92	NYG

RUSHING TOUCHDOWNS

No	TD	Player	Date	Opp.
1.	4	Billy Kilmer	10/15/61	Min.
2.	3	Ricky Watters	10/18/92	Atl.
	3	Roger Craig	12/4/83	TB

RECEPTIONS

No	REC	Player	Date	Opp.
1.	10	Jerry Rice	12/9/85	LA Rams
	10	Earl Cooper	9/7/80	NO
3.	9	Earl Cooper	9/14/80	StL
4.	8	Seven times, most recently Deebo Samuel	11/17/19	Arz.

RECEIVING TOUCHDOWNS

No	TD	Player	Date	Opp.
1.	2	11x (last: Dante Pettis)	12/9/18	Den.

RECEIVING YARDS

No	Yds	Player	Date	Opp.
1.	241	Jerry Rice	12/9/85	LA Rams
2.	146	Dave Parks	10/25/64	Min.
3.	134	Deebo Samuel	11/17/19	Arz.
4.	131	Aaron Thomas	11/19/61	Chi.
5.	129	Dante Pettis	12/2/18	at Sea.

TOTAL TOUCHDOWNS

No	TD	Player	Date	Opp.
1.	4	Billy Kilmer	10/15/61	Min.
2.	3	Roger Craig	12/4/83	TB

PUNT RETURN YARDS

No	Yds	Player	Date	Opp.
1.	141	Anthony Leonard	10/17/76	NO
2.	133	Bruce Taylor	11/15/70	Houston
3.	125	Dana McLemore	1/2/83	LA Rams
4.	122	Hugh McElhenny	10/19/52	Chi.
5.	109	Ralph McGill	10/29/72	Atl.

KICKOFF RETURN YARDS

No	Yds	Player	Date	Opp.
1.	179	Vic Washington	11/14/71	NO
2.	172	LaMichael James	12/23/12	Sea.
3.	163	Jamal Willis	10/15/95	Ind.
4.	159	D.J. Reed Jr.	9/16/18	Det.
	159	Doug Cunningham	10/22/67	NO
6.	147	Dana McLemore	12/2/82	LA Rams
	147	Vinny Sutherland	11/18/01	Car.

INTERCEPTIONS

No	INT	Player	Date	Opp.
1.	2	Chris Borland	11/16/14	NYG
	2	Tim McKyer	12/19/86	LA Rams
	2	Ronnie Lott	10/11/81	Det.
	2	Carlton Williamson	11/29/81	NYG
	2	Ricky Churchman	11/30/80	NE
	2	Jimmy Johnson	11/5/61	Det.
	2	Dicky Moegle	10/23/55	Chi.
	2	Rex Berry	10/21/51	Chi.
	2	Jimmy Powers	10/22/50	Det.



ROOKIE HIGHLIGHTS

LONG RUNS FROM SCRIMMAGE

No	Yds	Player	Opp.	Date
1.	89t	Hugh McElhenny	at Dal.	10/5/52
2.	82t	Hugh McElhenny	vs. Dal.	10/26/52
3.	75t	Jimmy Thomas	vs. Chi.	12/6/69
4.	74t	Dexter Carter	at Atl.	10/14/90
5.	72t	Frank Gore	at Was.	10/23/05

LONG RECEPTIONS

No	Yds	Player	Opp.	Date
1.	83t	Dave Parks	at LA Rams	10/18/64
2.	80t	Dave Parks	vs. Min.	10/25/64
3.	79t	Dave Parks	at Min.	11/8/64
4.	78	Keith Henderson	vs. Atl.	11/12/89
	78t	Carroll Hardy	vs. Det.	10/30/55

LONG PUNTS

No	Yds	Player	Opp.	Date
1.	86	Larry Barnes	vs. Chi.	9/29/57
2.	81	Andy Lee	at TB	11/21/04
3.	71	Tommy Davis	vs. Chi.	10/25/59
4.	70	Chad Stanley	at Jac.	9/12/99
5.	65	Mitch Wishnowsky	vs. Sea.	11/11/19
	65	Jim Miller	at NYJ	9/21/80

LONG PUNT RETURNS

No	Yds	Player	Opp.	Date
1.	94t	Hugh McElhenny	vs. Chi.	10/16/52
2.	93t	Dana McLemore	vs. LA Rams	1/2/83
3.	88t	Manfred Moore	vs. Atl.	11/24/74
4.	76t	Don Griffin	vs. Atl.	11/23/86
	76	Bruce Taylor	at Chi.	11/8/70

LONG KICKOFF RETURNS

No	Yds	Player	Opp.	Date
1.	97t	Richie James Jr.	vs. Sea.	12/16/18
2.	94	Doug Cunningham	vs. NO	11/22/67
3.	92t	Amos Lawrence	vs. LA Rams	11/22/81
4.	90	D.J. Reed Jr.	vs. Det.	9/16/18
5.	85t	James Owens	vs. Den.	11/18/79

100-YARD RUSHING GAMES

Player	Game	Yards (Att-Lg-TD)
1. Hugh McElhenny	at Dal. Texans (10/5/52)	170 (7-89t-1)
2. Joe Perry**	vs. Bal. (10/29/50)	142 (16-49-0)
3. Joe Perry**	vs. GB (12/10/50)	135 (9-78t-1)
4. Amp Lee	at Min. (12/13/92)	134 (23-43-1)
5. Billy Kilmer	vs. LA Rams (10/8/61)	131 (19-26-2)
6. Vic Washington	at NYJ (11/28/71)	125 (27-20-1)
7. Dexter Carter	at LA Rams (12/17/90)	124 (13-74t-1)
John Henry Johnson	at Pit. (11/20/54)	124 (17-24t-1)
9. Jimmy Thomas	vs. Chi. (12/6/69)	118 (6-75t-1)
10. Billy Kilmer	at Min. (10/15/61)	115 (20-21-4)
11. Ken Willard	at Min. (11/28/65)	113 (18-21-0)
12. Frank Gore	vs. Hou. (1/1/06)	108 (25-28-0)
Joe Arenas	vs. GB (12/9/51)	108 (12-14-2)
14. Billy Kilmer	at Det. (10/1/61)	103 (16-31-2)
Hugh McElhenny	at Chi. (10/19/52)	103 (12-25t-2)

**Player who was in his 1st NFL season, but had previous pro experience.

LONG RETURNS OF FIELD GOAL ATTEMPTS

No	Yds	Player	Opp.	Date
1.	92t	Bruce Taylor	at NO	12/13/70
2.	62t	Johnny Jackson	at Dal.	10/15/89

LONG COMPLETIONS

No	Yds	Player	Opp.	Date
1.	83t	C.J. Beathard	vs. NYG	11/12/17
2.	79t	George Mira	at Min.	11/8/64
3.	68t	Tom Owen	at Chi.	11/17/74
4.	53t	Tom Owen	vs. Atl.	11/24/74
5.	50t	Harry Sydney	vs. NO	11/15/87
	50	Jim Powers	at Det.	10/8/50

LONG INTERCEPTION RETURNS

No	Yds	Player	Opp.	Date
1.	94t	Alvin Randolph	vs. Chi.	12/11/66
2.	70t	Jason Webster	vs. Atl.	11/19/00
	70	Bruce Taylor	vs. GB	11/1/70
4.	63	Jimmy Johnson	vs. GB	12/10/61
5.	53t	Todd Shell	at NO	11/25/84

LONG FIELD GOALS

No	Yds	Player	Opp.	Date
1.	54	Steve Mike-Mayer	at LA Rams	11/9/75
2.	52	Jose Cortez	vs. StL	9/23/01
3.	49	Jose Cortez	at NYJ	10/1/01
4.	48	Chase McLaughlin	vs. GB	11/24/19
	48	Doug Brien	at NO	11/28/94
6.	47	Chase McLaughlin	vs. Sea.	11/11/19
	47	Doug Brien	at LA Rams	9/18/94

LONG FUMBLE RETURNS

No	Yds	Player	Opp.	Date
1.	75t	Derrick Johnson	at Arz.	10/2/05
2.	34	Eric Davis	at LA Rams	12/17/90
3.	18	Ed Pine	at Min.	12/2/62
4.	17	Jamie Winborn	at NO	1/6/02
5.	16	Jack Capple	vs. Min.	10/24/65

100-YARD RECEIVING GAMES

Player	Game	Yards (Rec-TD)
1. Jerry Rice	vs. LA Rams (12/9/85)	241 (10-1)
2. Dave Parks	vs. Min. (10/25/64)	146 (5-1)
3. Deebo Samuel	vs. Arz. (11/17/10)	134 (8-0)
4. Aaron Thomas	vs. Chi. (11/19/61)	131 (3-2)
5. Dante Pettis	at Sea. (12/2/18)	129 (5-2)
6. Clyde Conner	vs. GB (12/8/56)	125 (7-1)
7. Monty Stickles	vs. NYG (9/25/60)	123 (8-0)
8. Carroll Hardy	at GB (11/20/55)	122 (4-2)
9. Bernie Casey	vs. GB (12/10/61)	118 (5-1)
Hugh McElhenny	at NYG (11/9/52)	118 (4-0)
11. Deebo Samuel	vs. Sea. (11/11/19)	112 (8-0)
Dave Parks	at LA Rams (10/18/64)	112 (3-1)
13. Jerry Rice	vs. Dal. (12/22/85)	111 (7-0)
14. Terrell Owens	vs. Car. (12/8/96)	110 (5-1)
15. J.J. Stokes	at Atl. (12/24/95)	106 (5-1)
Alyn Beals**	vs. LA Rams (10/1/50)	106 (7-0)
17. Deebo Samuel	at Sea. (12/29/19)	102 (5-0)
Don Lisbon	vs. Dal. (11/10/63)	102 (5-2)
Alex Loyd	at Cle. (11/12/50)	102 (5-0)
19. George Kittle	at LAR (12/31/17)	100 (4-0)

**Player who was in his 1st NFL season, but had previous pro experience.



CAREER 100/300 YARD GAMES

CAREER 100-YARD RUSHING GAMES

No	Player	W-L-T
39	Frank Gore	31-8-0
20	Joe Perry	16-4-0
16	Garrison Hearst	15-1-0
14	Roger Craig	11-3-0
12	Hugh McElhenny	8-4-0
12	J.D. Smith	7-5-0
10	Wendell Tyler	8-2-0
10	Delvin Williams	5-5-0
9	Ricky Watters	8-1-0
9	Ken Willard	5-3-1
6	Charlie Garner	3-3-0
5	Matt Breida	3-2-0
5	Kevan Barlow	2-3-0
4	Billy Kilmer	4-0-0
4	Carlos Hyde	1-3-0
3	Wilbur Jackson	2-1-0
3	Paul Hofer	0-3-0
2	Joe Cribbs	2-0-0
2	Larry Schreiber	2-0-0
2	Maurice Hicks	2-0-0
2	C.R. Roberts	2-0-0
2	Colin Kaepernick	0-2-0
1	Joe Arenas	1-0-0
1	Dexter Carter	1-0-0
1	Tevin Coleman	1-0-0
1	Lenvil Elliott	1-0-0
1	Keith Henderson	1-0-0
1	John Henry Johnson	1-0-0
1	Terry Kirby	1-0-0
1	Amp Lee	1-0-0
1	Gary Lewis	1-0-0
1	Verl Lillywhite	1-0-0
1	Lawrence Phillips	1-0-0
1	Jimmy Thomas	1-0-0
1	Vic Washington	1-0-0
1	Brian Westbrook	1-0-0
1	Alfred Morris	0-1-0
1	Raheem Mostert	0-1-0
1	O.J. Simpson	0-1-0
1	Steve Young	0-1-0
209		151-57-1

CAREER 300-YARD PASSING GAMES

No	Player	W-L-T
35	Joe Montana	26-9-0
28	Steve Young	21-7-0
14	Jeff Garcia	5-9-0
6	John Brodie	4-1-1
6	Colin Kaepernick	4-2-0
5	Jimmy Garoppolo	5-0-0
5	Y.A. Tittle	4-1-0
5	Steve DeBerg	0-5-0
3	Elvis Grbac	2-1-0
3	Alex Smith	1-2-0
2	Steve Bono	2-0-0
2	Blaine Gabbert	1-1-0
2	Jeff Kemp	1-1-0
2	Nick Mullens	1-1-0
2	Brian Hoyer	0-2-0
2	Steve Spurrier	0-2-0
1	Troy Smith	1-0-0
1	Tim Rattay	1-0-0
1	George Mira	1-0-0
1	Tom Owen	1-0-0
1	J.T. O'Sullivan	1-0-0
1	C. J. Beathard	0-1-0
1	Shaun Hill	0-1-0
1	Mike Moroski	0-1-0
130		82-47-1

CAREER 100-YARD RECEIVING GAMES

No	Player	W-L-T
66	Jerry Rice	46-20-0
25	Terrell Owens	15-10-0
17	Gene Washington	11-5-1
16	Dwight Clark	11-5-0
12	John Taylor	10-2-0
11	Freddie Solomon	5-6-0
11	Dave Parks	2-8-1
10	Gordie Soltau	5-5-0
10	Billy Wilson	4-4-2
10	Bernie Casey	3-5-2
9	Vernon Davis	4-5-0
8	R.C. Owens	5-2-1
8	Michael Crabtree	5-3-0
8	George Kittle	5-3-0
5	Anquan Boldin	4-1-0
5	Monty Stickles	3-2-0
4	Marquise Goodwin	2-2-0
4	Paul Hofer	2-2-0
4	J.J. Stokes	2-2-0
3	Garrison Hearst	2-1-0
3	Deebo Samuel	2-1-0
3	Dick Witcher	2-1-0
3	Clifton McNeil	1-2-0
3	Ted Kwalick	0-2-1
3	Brandon Lloyd	0-3-0
2	Clyde Conner	2-0-0
2	Roger Craig	2-0-0
2	Emmanuel Sanders	2-0-0
2	J.R. Boone	1-1-0
2	Isaac Bruce	1-1-0
2	Antonio Bryant	1-1-0
2	John David Crow	1-1-0
2	Eric Johnson	1-1-0
2	Hugh McElhenny	1-1-0
1	Danny Abramowicz	1-0-0
1	Jimmy Johnson	1-0-0
1	Brent Jones	1-0-0
1	Don Lisbon	1-0-0
1	Willie McGee	1-0-0
1	Jeff Moore	1-0-0
1	Renaldo Nehemiah	1-0-0
1	Ted Popson	1-0-0
1	Tom Rathman	1-0-0
1	J.D. Smith	1-0-0
1	Aaron Thomas	1-0-0
1	Ricky Watters	1-0-0
1	Mike Wilson	1-0-0
1	Amaz Battle	0-1-0
1	Alyn Beals	0-1-0
1	Jimmy Cason	0-1-0
1	Curtis Conway	0-1-0
1	Pierre Garçon	0-1-0
1	Charlie Garner	0-1-0
1	Frank Gore	0-1-0
1	Carroll Hardy	0-1-0
1	Jeremy Kerley	0-1-0
1	Alex Loyd	0-1-0
1	Joshua Morgan	0-1-0
1	Quinton Patton	0-1-0
1	Dante Pettis	0-1-0
1	Joe Perry	0-1-0
1	Mike Sherrard	0-1-0
1	Torrey Smith	0-1-0
1	Jimmy Thomas	0-1-0
1	Cedrick Wilson	0-1-0
310		176-126-8



49ERS 300-YARD PASSERS

349 – Jimmy Garoppolo at NO	12/8/19 (26 of 35)
424 – Jimmy Garoppolo vs. Arz.	11/17/19 (34 of 45)
317 – Jimmy Garoppolo at Arz.	10/31/19 (28 of 37)
332 – Nick Mullens vs. Den.	12/9/18 (20 of 33)
414 – Nick Mullens at Sea.	12/2/18 (30 of 48)
349 – C.J. Beathard vs. Arz.	10/7/18 (34 of 54)
381 – Jimmy Garoppolo vs. Ten.	12/17/17 (31 of 43)
334 – Jimmy Garoppolo at Hou.	12/10/17 (20 of 33)
353 – Brian Hoyer at Ind.	10/8/17 (29 of 46)
332 – Brian Hoyer vs. LAR	9/21/17 (23 of 37)
398 – Colin Kaepernick vs. NO	11/6/16 (24 of 39)
354 – Blaine Gabbert vs. StL	1/3/16 (28 of 44)
318 – Blaine Gabbert vs. Arz.	11/29/15 (25 of 36)
340 – Colin Kaepernick vs. Bal.	10/18/15 (16 of 27)
335 – Colin Kaepernick at Pit.	9/20/15 (33 of 46)
343 – Colin Kaepernick at StL	10/13/14 (22 of 36)
310 – Colin Kaepernick at Arz.	12/29/13 (21 of 34)
412 – Colin Kaepernick vs. GB	9/8/13 (27 of 39)
303 – Alex Smith vs. Buf.	10/7/12 (18 of 24)
356 – Troy Smith vs. StL	11/14/10 (17 of 28)
309 – Alex Smith vs. Phi.	10/10/10 (25 of 39)
310 – Alex Smith at Sea.	12/6/09 (27 of 45)
303 – Shaun Hill at Dal.	11/23/08 (21 of 33)
321 – J.T. O'Sullivan at Sea.	9/14/08 (20 of 32)
417 – Tim Rattay vs. Arz.	10/10/04 (38 of 57)
344 – Jeff Garcia at Cin.	12/14/03 (26 of 33)
337 – Jeff Garcia at SD	11/17/02 (25 of 43)
305 – Jeff Garcia at Car.	11/18/01 (34 of 54)
332 – Jeff Garcia at Atl.	10/14/01 (27 of 41)
335 – Jeff Garcia vs. Atl.	9/9/01 (26 of 40)
402 – Jeff Garcia vs. Chi.	12/17/00 (36 of 44)
305 – Jeff Garcia vs. NO	12/10/00 (25 of 38)
323 – Jeff Garcia at SD	12/3/00 (18 of 32)
307 – Jeff Garcia at Car.	10/22/00 (25 of 39)
336 – Jeff Garcia at GB	10/15/00 (27 of 42)
336 – Jeff Garcia vs. Oak.	10/8/00 (28 of 41)
373 – Jeff Garcia at Atl.	1/3/00 (26 of 34)
303 – Jeff Garcia at Car.	12/18/99 (29 of 46)
437 – Jeff Garcia at Cin.	12/5/99 (33 of 49)
342 – Steve Young at Atl.	11/15/98 (21 of 40)
331 – Steve Young vs. Ind.	10/18/98 (33 of 51)
309 – Steve Young at NO	10/11/98 (21 of 40)
329 – Steve Young at Buf.	10/4/98 (23 of 38)
387 – Steve Young vs. Atl.	9/27/98 (28 of 39)
303 – Steve Young at Was.	9/14/98 (21 of 32)
363 – Steve Young vs. NYJ	9/6/98 (26 of 46)
336 – Steve Young vs. Atl.	9/21/97 (17 of 24)
393 – Steve Young vs. Car.	12/8/96 (27 of 41)
316 – Steve Young at Atl.	12/24/95 (31 of 44)
425 – Steve Young vs. Min.	12/18/95 (30 of 49)
336 – Steve Young at Car.	12/10/95 (31 of 45)
382 – Elvis Grbac at Mia.	11/20/95 (31 of 41)
305 – Elvis Grbac at Dal.	11/12/95 (20 of 30)
327 – Elvis Grbac at Car.	11/5/95 (26 of 37)
348 – Steve Young at Det.	9/25/95 (27 of 44)
331 – Steve Young vs. Atl.	9/10/95 (27 of 40)
350 – Steve Young vs. Den.	12/17/94 (20 of 29)
304 – Steve Young at SD	12/11/94 (25 of 32)
325 – Steve Young vs. LA Rams	11/20/94 (30 of 44)
355 – Steve Young at LA Rams	9/18/94 (31 of 39)
308 – Steve Young vs. LA Raiders	9/5/94 (19 of 32)
354 – Steve Young at Det.	12/19/93 (17 of 23)
462 – Steve Young at LA Rams	11/28/93 (26 of 32)
311 – Steve Young at TB	11/14/93 (23 of 29)
342 – Steve Young vs. Phi.	11/29/92 (24 of 35)

399 – Steve Young vs. Atl.	10/18/92 (18 of 28)
449 – Steve Young vs. Buf.	9/13/92 (26 of 37)
338 – Steve Young vs. Chi.	12/23/91 (21 of 32)
347 – Steve Bono vs. NO	12/1/91 (27 of 41)
306 – Steve Bono at LA Rams	11/25/91 (18 of 33)
348 – Steve Young vs. Atl.	10/13/91 (22 of 38)
348 – Steve Young vs. SD	9/8/91 (26 of 36)
411 – Joe Montana at GB	11/4/90 (25 of 40)
476 – Joe Montana at Atl.	10/14/90 (32 of 49)
318 – Joe Montana at Hou.	10/7/90 (20 of 28)
398 – Joe Montana vs. Atl.	9/23/90 (24 of 36)
390 – Joe Montana vs. Was.	9/16/90 (29 of 44)
458 – Joe Montana at LA Rams	12/11/89 (30 of 42)
325 – Joe Montana vs. GB	11/19/89 (30 of 42)
302 – Joe Montana vs. NO	11/6/89 (22 of 31)
428 – Joe Montana at Phi.	9/24/89 (25 of 34)
302 – Joe Montana at Sea.	9/25/88 (20 of 29)
343 – Joe Montana vs. Atl.	9/18/88 (32 of 48)
308 – Joe Montana at GB	12/6/87 (26 of 35)
342 – Joe Montana vs. Cle.	11/29/87 (23 of 31)
304 – Joe Montana at TB	11/22/87 (29 of 45)
334 – Joe Montana vs. StL Cardinals	10/18/87 (31 of 39)
316 – Joe Montana at Pit.	9/13/87 (34 of 49)
441 – Joe Montana at Was.	11/17/86 (33 of 60)
332 – Mike Moroski at NO	11/2/86 (23 of 40)
359 – Jeff Kemp vs. Min.	10/12/86 (23 of 42)
332 – Jeff Kemp vs NO	9/21/86 (29 of 44)
356 – Joe Montana at TB	9/7/86 (32 of 46)
322 – Joe Montana vs. Dal.	12/22/85 (24 of 34)
354 – Joe Montana at NO	12/15/85 (25 of 38)
328 – Joe Montana vs. LA Rams	12/9/85 (26 of 36)
306 – Joe Montana at LA Rams	10/27/85 (22 of 30)
429 – Joe Montana at Atl.	10/6/85 (37 of 57)
301 – Joe Montana vs. Cin.	11/4/84 (27 of 42)
365 – Joe Montana at LA Rams	10/28/84 (21 of 31)
353 – Joe Montana at Hou.	10/21/84 (25 of 35)
381 – Joe Montana vs. Was.	9/10/84 (24 of 40)
358 – Joe Montana at LA Rams	10/23/83 (25 of 39)
316 – Joe Montana vs. LA Rams	10/9/83 (28 of 42)
341 – Joe Montana at StL Cardinals	9/18/83 (20 of 32)
356 – Joe Montana vs. SD	12/11/82 (31 of 46)
305 – Joe Montana vs. LA Rams	12/2/82 (26 of 37)
334 – Joe Montana vs. NO	11/28/82 (27 of 42)
408 – Joe Montana at StL Cardinals	11/21/82 (26 of 39)
336 – Joe Montana at Den.	9/19/82 (26 of 37)
345 – Steve DeBerg at Atl.	9/28/80 (32 of 51)
345 – Steve DeBerg vs. Atl.	12/16/79 (29 of 54)
348 – Steve DeBerg vs. Chi. Bears	10/28/79 (26 of 41)
306 – Steve DeBerg vs. Sea.	10/7/79 (31 of 40)
321 – Steve DeBerg at Hou.	9/17/78 (20 of 32)
316 – Tom Owen at Chi.	11/17/74 (15 of 26)
320 – Steve Spurrier vs. Min.	10/14/73 (31 of 48)
315 – Steve Spurrier at GB	11/5/72 (19 of 37)
317 – John Brodie at Chi.	11/8/70 (21 of 28)
356 – John Brodie at LAN	11/9/69 (25 of 42)
301 – John Brodie vs. GB	12/1/68 (24 of 39)
324 – George Mira at Atl.	12/10/67 (20 of 34)
327 – John Brodie at Chi.	11/13/66 (28 of 54)
328 – John Brodie vs. GB	12/10/61 (19 of 29)
322 – John Brodie vs. Chi.	11/19/61 (11 of 19)
316 – Y.A. Tittle at Det.	10/16/55 (15 of 31)
371 – Y.A. Tittle vs. Bal.	12/13/53 (29 of 44)
301 – Y.A. Tittle at LA Rams	11/8/53 (18 of 32)
304 – Y.A. Tittle vs. Chi.	11/1/53 (25 of 43)
341 – Y.A. Tittle at NYG	11/9/52 (16 of 29)



49ERS 100-YARD RUSHERS SINCE 1970

146 – Raheem Mostert at Bal.	12/1/19 (19 carries)
105 – Tevin Coleman vs. Car.	10/27/19 (11 carries)
114 – Matt Breida vs. Cle.	10/7/19 (11 carries)
121 – Matt Breida at Cin.	9/15/19 (12 carries)
111 – Alfred Morris at LAR	12/30/18 (16 carries)
106 – Matt Breida at TB	11/25/18 (14 carries)
101 – Matt Breida vs. NYG	11/12/18 (17 carries)
138 – Matt Breida vs. Det.	9/16/18 (11 carries)
124 – Carlos Hyde at Sea.	9/17/17 (15 carries)
193 – Carlos Hyde vs. NYJ	12/11/16 (17 carries)
113 – Colin Kaepernick at Mia.	11/27/16 (10 carries)
102 – Carlos Hyde at Sea.	9/25/16 (21 carries)
168 – Carlos Hyde vs. Min.	9/14/15 (26 carries)
144 – Frank Gore vs. Arz.	12/28/14 (25 carries)
158 – Frank Gore vs. SD	12/20/14 (26 carries)
151 – Colin Kaepernick vs. SD	12/20/14 (7 carries)
107 – Frank Gore vs. KC	10/5/14 (18 carries)
119 – Frank Gore vs. Phi.	9/28/14 (24 carries)
110 – Frank Gore vs. Sea.	12/8/13 (17 carries)
101 – Frank Gore vs. Arz.	10/13/13 (25 carries)
153 – Frank Gore at StL	9/26/13 (20 carries)
131 – Frank Gore vs. Sea.	10/18/12 (16 carries)
106 – Frank Gore vs. Buf.	10/7/12 (14 carries)
112 – Frank Gore at GB	9/9/12 (16 carries)
107 – Frank Gore at Was.	11/6/11 (19 carries)
134 – Frank Gore vs. Cle.	10/30/11 (31 carries)
141 – Frank Gore at Det.	10/16/11 (15 carries)
125 – Frank Gore vs. TB	10/9/11 (20 carries)
127 – Frank Gore at Phi.	10/2/11 (15 carries)
136 – Brian Westbrook at Arz.	11/29/10 (23 carries)
118 – Frank Gore vs. Den. (London)	10/31/10 (29 carries)
102 – Frank Gore at Car.	10/24/10 (19 carries)
149 – Frank Gore vs. Oak.	10/17/10 (25 carries)
112 – Frank Gore vs. NO	9/20/10 (20 carries)
107 – Frank Gore at StL	1/3/10 (23 carries)
107 – Frank Gore at Phi.	12/20/09 (16 carries)
167 – Frank Gore vs. Arz.	12/14/09 (25 carries)
104 – Frank Gore vs. Chi.	11/12/09 (25 carries)
207 – Frank Gore vs. Sea.	9/20/09 (16 carries)
106 – Frank Gore vs. StL	11/16/08 (18 carries)
101 – Frank Gore vs. Phi.	10/12/08 (19 carries)
130 – Frank Gore vs. Det.	9/21/08 (27 carries)
138 – Frank Gore vs. Cin.	12/15/07 (29 carries)
116 – Frank Gore at Arz.	11/25/07 (21 carries)
153 – Frank Gore at Den.	12/31/06 (31 carries)
144 – Frank Gore at Sea.	12/14/06 (29 carries)
130 – Frank Gore vs. GB	12/10/06 (18 carries)
134 – Frank Gore at StL	11/26/06 (21 carries)
212 – Frank Gore vs. Sea.	11/19/06 (24 carries)
159 – Frank Gore at Det.	11/12/06 (22 carries)
111 – Frank Gore at Chi.	10/29/06 (12 carries)
134 – Frank Gore vs. Oak.	10/8/06 (27 carries)
127 – Frank Gore vs. StL	9/17/06 (29 carries)
108 – Frank Gore vs. Hou	1/1/06 (25 carries)
109 – Maurice Hicks at StL	12/24/05 (10 carries)

101 – Kevan Barlow vs. TB	10/30/05 (26 carries)
103 – Kevan Barlow at NE	1/2/05 (25 carries)
139 – Maurice Hicks at Arz.	12/12/04 (34 carries)
114 – Kevan Barlow at NO	9/19/04 (20 carries)
154 – Kevan Barlow at Phi.	12/21/03 (30 carries)
154 – Kevan Barlow vs. Arz.	12/7/03 (18 carries)
117 – Garrison Hearst vs. TB	10/19/03 (20 carries)
124 – Garrison Hearst vs. Sea.	12/1/02 (31 carries)
116 – Garrison Hearst vs. StL	10/6/02 (13 carries)
103 – Garrison Hearst vs. Mia.	12/16/01 (26 carries)
124 – Garrison Hearst vs. Buf	12/2/01 (25 carries)
106 – Garrison Hearst at Ind.	11/25/01 (12 carries)
145 – Garrison Hearst vs. NO	11/11/01 (17 carries)
102 – Charlie Garner vs. KC	11/12/00 (25 carries)
109 – Charlie Garner vs. Oak.	10/8/00 (24 carries)
201 – Charlie Garner at Dal.	9/24/00 (36 carries)
129 – Charlie Garner vs. Was	12/26/99 (16 carries)
107 – Charlie Garner vs. Atl.	12/12/99 (26 carries)
166 – Charlie Garner vs. Pit	11/7/99 (20 carries)
102 – Lawrence Phillips at Arz.	9/27/99 (9 carries)
107 – Garrison Hearst at NE	12/20/98 (27 carries)
198 – Garrison Hearst vs. Det.	12/14/98 (24 carries)
139 – Garrison Hearst at Car.	12/6/98 (20 carries)
166 – Garrison Hearst vs. NYG	11/30/98 (20 carries)
138 – Garrison Hearst at Was	9/14/98 (22 carries)
187 – Garrison Hearst vs. NYJ	9/6/98 (20 carries)
104 – Garrison Hearst vs. Dal.	11/2/97 (22 carries)
105 – Garrison Hearst at Atl.	10/19/97 (18 carries)
141 – Garrison Hearst at Car.	9/29/97 (28 carries)
105 – Terry Kirby at Atl.	12/2/96 (12 carries)
105 – Ricky Watters at NO	11/28/94 (26 carries)
103 – Ricky Watters vs. TB	10/23/94 (14 carries)
116 – Ricky Watters vs. NO	11/22/93 (16 carries)
135 – Ricky Watters at NO	9/26/93 (25 carries)
112 – Ricky Watters vs. Atl.	9/19/93 (19 carries)
134 – Amp Lee at Min.	12/13/92 (23 carries)
163 – Ricky Watters at LA Rams	11/22/92 (26 carries)
115 – Ricky Watters vs. NO	11/15/92 (21 carries)
104 – Ricky Watters at NE	10/11/92 (19 carries)
100 – Ricky Watters at NYG	9/6/92 (13 carries)
104 – Keith Henderson vs. Det.	10/20/91 (20 carries)
102 – Steve Young vs. NO	12/23/90 (8 carries)
124 – Dexter Carter at LA Rams	12/17/90 (13 carries)
105 – Roger Craig vs. Buf.	12/17/89 (25 carries)
109 – Roger Craig vs. Atl.	11/12/89 (17 carries)
131 – Roger Craig at Ind.	9/10/89 (24 carries)
115 – Roger Craig vs. NO	12/11/88 (22 carries)
103 – Roger Craig at Atl.	12/4/88 (23 carries)
162 – Roger Craig at Phx.	11/6/88 (26 carries)
190 – Roger Craig at LA Rams	10/16/88 (22 carries)
143 – Roger Craig vs. Den.	10/9/88 (26 carries)
107 – Roger Craig at Sea.	9/25/88 (21 carries)
110 – Roger Craig at NYG	9/11/88 (18 carries)
104 – Roger Craig at LA Rams	11/1/87 (23 carries)
107 – Joe Cribbs at NE	12/14/86 (23 carries)



49ERS 100-YARD RUSHERS SINCE 1970 (CONT.)

101 – Roger Craig vs. Atl.	11/23/86 (17 carries)
105 – Joe Cribbs vs. StL	11/9/86 (21 carries)
111 – Wendell Tyler vs. KC	11/17/85 (16 carries)
117 – Roger Craig at Den.	11/11/85 (22 carries)
107 – Wendell Tyler at Det.	10/20/85 (16 carries)
107 – Roger Craig vs. Atl.	9/15/85 (11 carries)
125 – Wendell Tyler at Min.	9/8/85 (21 carries)
117 – Wendell Tyler at NO	11/25/84 (15 carries)
108 – Wendell Tyler at Hou.	10/21/84 (23 carries)
101 – Wendell Tyler at NYG	10/8/84 (14 carries)
113 – Wendell Tyler at Phi.	9/23/84 (21 carries)
102 – Wendell Tyler vs. TB	12/4/83 (16 carries)
108 – Wendell Tyler at StL	9/18/83 (18 carries)
107 – Wendell Tyler at Min.	9/8/83 (19 carries)
125 – Lenvil Elliot vs. NO	12/7/80 (20 carries)
147 – Paul Hofer at NO	11/11/79 (17 carries)
106 – Paul Hofer at Oak.	11/4/79 (13 carries)
104 – Paul Hofer vs. LA Rams	11/19/78 (20 carries)
108 – O.J. Simpson vs. Chi.	9/10/78 (27 carries)

107 – Delvin Williams at Min.	12/4/77 (27 carries)
190 – Wilbur Jackson vs. NO	11/27/77 (16 carries)
123 – Wilbur Jackson at NO	11/13/77 (22 carries)
110 – Delvin Williams at NO	11/13/77 (25 carries)
106 – Delvin Williams vs. Det.	10/23/77 (27 carries)
104 – Delvin Williams at SD	12/5/76 (26 carries)
156 – Wilbur Jackson vs. Min.	11/29/76 (30 carries)
153 – Delvin Williams vs. Min.	11/29/76 (20 carries)
180 – Delvin Williams vs. Was.	11/7/76 (23 carries)
194 – Delvin Williams at StL Cardinals	10/31/76 (34 carries)
121 – Delvin Williams at GB	9/12/76 (25 carries)
104 – Delvin Williams at Atl.	12/14/75 (10 carries)
106 – Delvin Williams vs. Chi.	11/16/75 (12 carries)
106 – Larry Schreiber vs. Atl.	11/24/74 (20 carries)
117 – Ken Willard vs. Phi.	12/2/73 (15 carries)
104 – Larry Schreiber vs. Bal.	11/12/72 (17 carries)
125 – Vic Washington at NYJ	11/28/71 (27 carries)
129 – Ken Willard at NYJ	11/28/71 (15 carries)
105 – Ken Willard vs. Cle.	9/27/70 (22 carries)



49ERS 100-YARD RECEIVERS SINCE 1970

102 – Deebo Samuel at Sea.	12/29/19 (5 catches)
134 – George Kittle vs. Atl.	12/15/19 (13 catches)
157 – Emmanuel Sanders at NO	12/8/19 (7 catches)
129 – George Kittle vs. GB	11/24/19 (6 catches)
134 – Deebo Samuel vs. Arz.	11/17/19 (8 catches)
112 – Deebo Samuel vs. Sea.	11/11/19 (8 catches)
112 – Emmanuel Sanders at Arz.	10/31/19 (7 catches)
103 – George Kittle at LAR	10/13/19 (8 catches)
149 – George Kittle at LAR	12/30/18 (9 catches)
210 – George Kittle vs. Den.	12/9/18 (7 catches)
129 – Dante Pettis at Sea.	12/2/18 (5 catches)
108 – George Kittle vs. Oak.	11/1/18 (4 catches)
126 – Marquise Goodwin at GB	10/15/18 (4 catches)
125 – George Kittle at LA Chargers	9/30/18 (6 catches)
100 – George Kittle at LA Rams	12/31/17 (4 catches)
114 – Marquise Goodwin vs. Ten.	12/17/17 (10 catches)
106 – Marquise Goodwin at Hou.	12/10/17 (6 catches)
116 – Marquise Goodwin at Ind.	10/8/17 (5 catches)
142 – Pierre Garçon vs. LAR	9/21/17 (7 catches)
106 – Quinton Patton vs. NO	11/6/16 (6 catches)
102 – Jeremy Kerley vs. Arz.	10/6/16 (8 catches)
102 – Anquan Boldin vs. Bal.	10/18/15 (5 catches)
107 – Anquan Boldin at NYG	10/11/15 (8 catches)
120 – Torrey Smith at Pit.	9/20/15 (6 catches)
137 – Anquan Boldin vs. Was.	11/23/14 (9 catches)
103 – Stevie Johnson at Arz.	9/21/14 (9 catches)
149 – Anquan Boldin at Arz.	12/29/13 (9 catches)
102 – Michael Crabtree vs. Atl.	12/23/13 (5 catches)
180 – Vernon Davis vs. Arz.	10/13/13 (8 catches)
208 – Anquan Boldin vs. GB	9/8/13 (13 catches)
172 – Michael Crabtree vs. Arz.	12/30/12 (8 catches)
107 – Michael Crabtree at NE	12/16/12 (7 catches)
101 – Michael Crabtree at StL	12/2/12 (7 catches)
113 – Michael Crabtree vs. Buf.	10/7/12 (6 catches)
106 – Vernon Davis vs. Buf.	10/7/12 (5 catches)
118 – Vernon Davis at StL	1/1/12 (8 catches)
120 – Michael Crabtree vs. Arz.	11/20/11 (7 catches)
114 – Vernon Davis at Cin.	9/25/11 (8 catches)
122 – Michael Crabtree at StL	12/26/10 (6 catches)
106 – Joshua Morgan at SD	12/16/10 (7 catches)
126 – Vernon Davis at GB	12/5/10 (4 catches)
105 – Michael Crabtree vs. Phi.	10/10/10 (9 catches)
104 – Vernon Davis vs. Phi.	10/10/10 (5 catches)
102 – Frank Gore at KC	9/26/10 (9 catches)
111 – Vernon Davis at Sea.	12/6/09 (6 catches)
108 – Vernon Davis at GB	11/22/09 (6 catches)
102 – Vernon Davis vs. Ten.	11/8/09 (10 catches)
125 – Isaac Bruce at Dal.	11/23/08 (8 catches)
120 – Arnaz Battle at NO	9/28/08 (7 catches)
153 – Isaac Bruce at Sea.	9/14/08 (4 catches)
131 – Antonio Bryant vs. StL	9/17/06 (4 catches)
114 – Antonio Bryant at Arz.	9/10/06 (4 catches)
119 – Brandon Lloyd vs. Sea.	11/20/05 (7 catches)
102 – Brandon Lloyd at Arz.	10/2/05 (7 catches)
142 – Brandon Lloyd vs. Dal.	9/25/05 (4 catches)
101 – Cedrick Wilson vs. Car.	11/14/04 (5 catches)
162 – Eric Johnson vs. Arz.	10/10/04 (13 catches)
113 – Eric Johnson vs. StL	10/3/04 (10 catches)
112 – Curtis Conway at NO	9/19/04 (8 catches)
127 – Terrell Owens at Cin.	12/14/03 (8 catches)
155 – Terrell Owens vs. Pit.	11/17/03 (8 catches)
152 – Terrell Owens vs. TB	10/19/03 (6 catches)

112 – Terrell Owens vs. Chi.	9/7/03 (7 catches)
123 – Terrell Owens at Dal.	12/8/02 (12 catches)
166 – Terrell Owens vs. Phi.	11/25/02 (13 catches)
171 – Terrell Owens at SD	11/17/02 (7 catches)
191 – Terrell Owens at Oak.	11/3/02 (12 catches)
132 – Terrell Owens vs. Arz.	10/27/02 (8 catches)
116 – Terrell Owens at NO	1/6/02 (2 catches)
103 – Terrell Owens at Ind.	11/25/01 (6 catches)
100 – Terrell Owens vs. NO	11/11/01 (8 catches)
125 – Terrell Owens vs. Det.	11/4/01 (9 catches)
105 – Garrison Hearst at Chi.	10/28/01 (4 catches)
183 – Terrell Owens at Atl.	10/14/01 (9 catches)
118 – Terrell Owens vs. Car.	10/7/01 (8 catches)
283 – Terrell Owens vs. Chi.	12/17/00 (20 catches)
129 – Terrell Owens vs. NO	12/10/00 (6 catches)
115 – Terrell Owens vs. StL	10/29/00 (8 catches)
112 – Charlie Garner at Car.	10/22/00 (7 catches)
176 – Terrell Owens vs. Oak.	10/8/00 (12 catches)
108 – Terrell Owens at StL	9/17/00 (6 catches)
143 – Jerry Rice at Atl.	1/3/00 (6 catches)
130 – J.J. Stokes at Atl.	1/3/00 (5 catches)
157 – Jerry Rice at Cin.	12/5/99 (9 catches)
145 – Terrell Owens at Cin.	12/5/99 (9 catches)
120 – Terrell Owens vs. StL	11/21/99 (6 catches)
115 – Jerry Rice at NE	12/20/98 (5 catches)
140 – Terrell Owens vs. NYG	11/30/98 (5 catches)
103 – Garrison Hearst vs. NO	11/22/98 (4 catches)
169 – Jerry Rice at Atl.	11/15/98 (10 catches)
120 – Terrell Owens at StL.	10/25/98 (5 catches)
110 – J.J. Stokes vs. Ind.	10/18/98 (9 catches)
162 – Jerry Rice vs. Atl.	9/27/98 (8 catches)
105 – Garrison Hearst vs. Atl.	9/27/98 (4 catches)
111 – J.J. Stokes vs. NYJ	9/6/98 (7 catches)
129 – Jerry Rice vs. Car.	12/8/96 (10 catches)
110 – Terrell Owens vs. Car.	12/8/96 (5 catches)
116 – Ted Popson vs. Cin.	10/20/96 (8 catches)
108 – Jerry Rice at StL	10/6/96 (7 catches)
127 – Jerry Rice at Car.	9/22/96 (10 catches)
153 – Jerry Rice at Atl.	12/24/95 (12 catches)
106 – J.J. Stokes at Atl.	12/24/95 (5 catches)
289 – Jerry Rice vs. Min.	12/18/95 (14 catches)
121 – Jerry Rice at Car.	12/10/95 (6 catches)
149 – Jerry Rice at Mia.	11/20/95 (8 catches)
161 – Jerry Rice at Dal.	11/12/95 (5 catches)
111 – Jerry Rice vs. Car.	11/5/95 (8 catches)
108 – Jerry Rice vs. NO	10/29/95 (8 catches)
181 – Jerry Rice at Det.	9/25/95 (11 catches)
167 – Jerry Rice vs. Atl.	9/10/95 (11 catches)
121 – Jerry Rice vs. Den.	12/17/94 (9 catches)
106 – Rickey Watters vs. Den.	12/17/94 (4 catches)
144 – Jerry Rice at SD	12/11/94 (12 catches)
165 – Jerry Rice vs. LA Rams	11/20/94 (16 catches)
147 – Jerry Rice at LA Rams	9/18/94 (11 catches)
103 – John Taylor at LA Rams	9/18/94 (7 catches)
169 – Jerry Rice vs. LA Raiders	9/5/94 (7 catches)
132 – Jerry Rice at Det.	12/19/93 (4 catches)
115 – John Taylor at Det.	12/19/93 (4 catches)
105 – Jerry Rice at Atl.	12/11/93 (6 catches)
166 – Jerry Rice at LA Rams	11/28/93 (8 catches)
150 – John Taylor at LA Rams	11/28/93 (6 catches)
172 – Jerry Rice at TB	11/14/93 (8 catches)
155 – Jerry Rice vs. Phx.	10/24/93 (9 catches)



49ERS 100-YARD RECEIVERS SINCE 1970 (CONT.)

118 – Jerry Rice vs. TB	12/19/92 (7 catches)
133 – Jerry Rice vs. Phi.	11/29/92 (8 catches)
183 – Jerry Rice vs. Atl.	10/18/92 (7 catches)
159 – Mike Sherrard vs. Buf.	9/13/92 (6 catches)
112 – John Taylor vs. Buf.	9/13/92 (5 catches)
125 – Jerry Rice vs. Chi.	12/23/91 (5 catches)
113 – John Taylor at Sea.	12/8/91 (7 catches)
154 – Jerry Rice vs. NO	12/1/91 (9 catches)
121 – John Taylor at LA Rams	11/25/91 (6 catches)
127 – John Taylor at Atl.	11/3/91 (2 catches)
138 – Jerry Rice vs. Atl.	10/13/91 (7 catches)
150 – Jerry Rice vs. SD	9/8/91 (9 catches)
118 – Jerry Rice at Min.	12/30/90 (9 catches)
104 – Jerry Rice at LA Rams	12/17/90 (5 catches)
101 – Jerry Rice at Cin.	12/9/90 (8 catches)
147 – Jerry Rice at Dal.	11/11/90 (12 catches)
187 – Jerry Rice at GB	11/4/90 (6 catches)
225 – Jerry Rice at Atl.	10/14/90 (13 catches)
132 – John Taylor at Hou.	10/7/90 (4 catches)
171 – Jerry Rice vs. Atl.	9/23/90 (8 catches)
125 – Brent Jones vs. Atl.	9/23/90 (5 catches)
160 – John Taylor vs. Was.	9/16/90 (8 catches)
101 – Jerry Rice vs. Chi.	12/24/89 (4 catches)
286 – John Taylor at LA Rams	12/11/89 (11 catches)
162 – John Taylor at Atl.	12/3/89 (5 catches)
117 – Jerry Rice vs. NYG	11/27/89 (7 catches)
106 – Jerry Rice vs. GB	11/19/89 (9 catches)
112 – Jerry Rice vs. NE	10/22/89 (6 catches)
103 – Tom Rathman vs. NE	10/22/89 (11 catches)
149 – Jerry Rice at NO	10/8/89 (7 catches)
136 – John Taylor at Phi.	9/24/89 (6 catches)
164 – Jerry Rice at Phi.	9/24/89 (6 catches)
122 – Jerry Rice at TB	9/17/89 (8 catches)
163 – Jerry Rice at Ind.	9/10/89 (6 catches)
171 – Jerry Rice at SD	11/27/88 (6 catches)
105 – Jerry Rice vs. Was.	11/21/88 (3 catches)
163 – Jerry Rice at Sea.	9/25/88 (6 catches)
163 – Jerry Rice vs. Atl.	9/18/88 (8 catches)
109 – Jerry Rice at NYG	9/11/88 (4 catches)
126 – Jerry Rice vs. Cle.	11/29/87 (7 catches)
103 – Jerry Rice at TB	11/22/87 (7 catches)
108 – Jerry Rice vs. NO	11/15/87 (4 catches)
104 – Mike Wilson at Cin.	9/20/87 (7 catches)
106 – Jerry Rice at Pit.	9/13/87 (8 catches)
204 – Jerry Rice at Was.	11/17/86 (12 catches)
156 – Jerry Rice vs. StL	11/9/86 (4 catches)
144 – Jerry Rice vs. Min.	10/12/86 (7 catches)
172 – Jerry Rice vs. Ind.	10/5/86 (6 catches)
120 – Jerry Rice vs. NO	9/21/86 (7 catches)
100 – Dwight Clark vs. NO	9/21/86 (7 catches)
157 – Jerry Rice at LA Rams	9/14/86 (6 catches)
100 – Dwight Clark at TB	9/7/86 (7 catches)
111 – Jerry Rice vs. Dal.	12/22/85 (7 catches)
241 – Jerry Rice vs. LA Rams	12/9/85 (10 catches)
132 – Roger Craig at LA Rams	10/27/85 (6 catches)

167 – Roger Craig at Atl.	10/6/85 (12 catches)
125 – Renaldo Nehemiah vs. Min.	12/8/84 (6 catches)
105 – Freddie Solomon at Cle.	11/11/84 (5 catches)
124 – Dwight Clark vs. Cin.	11/4/84 (7 catches)
127 – Dwight Clark at Hou.	10/21/84 (5 catches)
105 – Dwight Clark vs. Was.	9/10/84 (5 catches)
103 – Freddie Solomon vs. Atl.	9/25/83 (6 catches)
121 – Freddie Solomon at StL	9/18/83 (3 catches)
104 – Dwight Clark at KC	12/26/82 (4 catches)
101 – Dwight Clark vs. Atl.	12/19/82 (8 catches)
135 – Dwight Clark vs. SD	12/11/82 (12 catches)
102 – Jeff Moore at LA Rams	12/2/82 (8 catches)
103 – Dwight Clark at StL	11/21/82 (6 catches)
127 – Dwight Clark at Den.	9/19/82 (9 catches)
109 – Freddie Solomon at Den.	9/19/82 (4 catches)
106 – Dwight Clark vs. LA Raiders	9/12/82 (6 catches)
124 – Freddie Solomon at LA Rams	11/22/81 (5 catches)
128 – Dwight Clark vs. Atl.	11/8/81 (7 catches)
109 – Dwight Clark vs. LA Rams	10/25/81 (8 catches)
135 – Dwight Clark vs. Dal.	10/11/81 (4 catches)
113 – Freddie Solomon vs. Chi.	9/13/81 (5 catches)
155 – Dwight Clark vs. NO	12/7/80 (6 catches)
104 – Freddie Solomon at GB	11/9/80 (5 catches)
148 – Dwight Clark at Dal.	10/12/80 (8 catches)
132 – Freddie Solomon vs. Atl.	9/28/80 (5 catches)
135 – Paul Hofer vs. StL	9/14/80 (9 catches)
114 – Paul Hofer at NO	9/7/80 (7 catches)
130 – Paul Hofer at Atl.	12/16/79 (9 catches)
104 – Paul Hofer at NYG	10/14/79 (9 catches)
144 – Freddie Solomon vs. NO	9/23/79 (8 catches)
107 – Freddie Solomon at Min.	9/2/79 (4 catches)
110 – Freddie Solomon at Hou.	9/17/78 (3 catches)
130 – Gene Washington vs. Dal.	12/12/77 (5 catches)
112 – Gene Washington vs. Det.	10/23/77 (4 catches)
104 – Willie McGee at Sea.	9/26/76 (5 catches)
101 – Gene Washington at Phi.	11/30/75 (6 catches)
144 – Gene Washington at LA Rams	11/9/75 (5 catches)
121 – Gene Washington at Dal.	11/10/74 (7 catches)
133 – Ted Kwalick at Det.	11/4/73 (8 catches)
101 – Dan Abramowicz vs. NO	10/21/73 (4 catches)
118 – Gene Washington vs. Min.	10/14/73 (8 catches)
119 – Gene Washington vs. Min.	12/16/72 (4 catches)
114 – Gene Washington at Chi.	11/19/72 (4 catches)
164 – Gene Washington at GB	11/5/72 (6 catches)
102 – Ted Kwalick vs. NO	10/22/72 (2 catches)
126 – Ted Kwalick vs. NYG	10/15/72 (6 catches)
140 – Gene Washington vs. SD	9/17/72 (8 catches)
160 – Gene Washington vs. NE	10/31/71 (5 catches)
112 – Gene Washington at Phi.	10/3/71 (3 catches)
131 – Gene Washington at NO	12/13/70 (5 catches)
115 – Gene Washington vs. Atl.	12/6/70 (3 catches)
119 – Gene Washington at Chi.	11/8/70 (5 catches)
126 – Gene Washington vs. NO	10/18/70 (4 catches)
145 – Gene Washington at LA Rams	10/11/70 (7 catches)



ALL-TIME RETURNS FOR TOUCHDOWNS

ALL-TIME INTERCEPTION RETURNS FOR TDs

Date	Player	Yds	Opp.
12/21/19	Warner, Fred	46	vs. LAR
9/8/19	Witherspoon, Ahkello	25	at TB
9/8/19	Sherman, Richard	31	at TB
9/30/18	Exum Jr., Antone	32	at LAC
12/24/17	Johnnson, Dontae	50	vs. Jax.
12/6/15	Ward, Jimmie	29	at Chi.
12/20/14	Bethea, Antoine	49	vs. SD
10/13/14	Johnson, Dontae	20	at StL
12/23/13	Bowman, NaVorro	89	vs. Atl.
10/6/13	Brock, Tramaine	18	vs. Hou.
11/25/12	Whitner, Donte	42	at NO
11/25/12	Brooks, Ahmad	50	at NO
10/9/11	Rogers, Carlos	31	vs. TB
1/2/11	Brown, Tarell	62	vs. Arz.
12/12/10	Goldson, Dashon	39	vs. Sea.
10/24/10	McDonald, Ray	31	at Car.
10/4/09	Willis, Patrick	23	vs. StL
9/14/08	Willis, Patrick	86	at Sea.
12/31/06	Harris, Walt	28	at Den.
1/1/06	Adams, Mike	40	vs. Hou.
11/27/05	Spencer, Shawntae	61	at Ten.
9/25/05	Parrish, Tony	34	vs. Dal.
9/7/03	Plummer, Ahmed	68	vs. Chi.
10/6/02	Webster, Jason	37	vs. StL
11/25/01	Bronson, Zack	48	at Ind.
10/28/01	Bronson, Zack	97	at Chi.
12/3/00	Montgomery, Monty	46	at SD
11/19/00	Webster, Jason	70	vs. Atl.
10/17/99	Walker, Darnell	27	vs. Car.
9/19/99	Shulters, Lance	64	at NO
1/3/98	Norton, Ken Jr.	23	vs. Min.*
12/15/97	Hanks, Merton	55	vs. Den.
9/29/96	Pope, Marquez	55	vs. Atl.
11/26/95	Davis, Eric	86	vs. StL
10/22/95	Norton, Ken Jr.	35	at StL
10/22/95	Norton, Ken Jr.	21	at StL
9/10/95	McDonald, Tim	13	vs. Atl.
9/3/95	McDonald, Tim	52	at NO
1/15/95	Davis, Eric	44	vs. Dal.*
12/11/94	Sanders, Deion	90	at SD
11/6/94	McDonald, Tim	73	at Was.
10/16/94	Sanders, Deion	93	at Atl.
9/25/94	Sanders, Deion	74	vs. NO
11/22/93	Hanks, Merton	67	vs. NO
10/31/93	McGruder, Michael	31	vs. LA Rams
10/3/93	Davis, Eric	41	vs. Min.
9/6/92	Johnson, John	56	at NYG
1/12/91	Carter, Michael	61	vs. Was.*
1/6/90	Lott, Ronnie	58	vs. Min.*
1/9/88	Fuller, Jeff	48	vs. Min.*
11/9/86	Holmoe, Tom	78	vs. StL Cardinals
10/26/86	Nixon, Tory	88	at GB
10/26/86	Lott, Ronnie	55	at GB
10/5/86	McKyer, Tim	21	vs. Ind.
9/28/86	Holmoe, Tom	66	at Mia.
10/13/85	Williamson, Carlton	43	vs. Chi.
12/2/84	McLemore, Dana	54	at Atl.
11/25/84	Shell, Todd	53	at NO
12/19/83	Wright, Eric	48	vs. Dal.
10/16/83	Hicks, Dwight	62	at NO
9/18/83	Collier, Tim	32	at StL Cardinals
9/18/83	Hicks, Dwight	40	at StL Cardinals
9/8/83	Wright, Eric	60	at Min.
12/26/82	Lott, Ronnie	83	at KC
1/3/82	Lott, Ronnie	20	vs. NYG*
11/22/81	Lott, Ronnie	25	at LA Rams
10/11/81	Lott, Ronnie	41	vs. Dal.
10/4/81	Hicks, Dwight	32	at Was.
9/27/81	Lott, Ronnie	26	vs. NO
10/1/78	Leonard, Anthony	30	vs. Cin.
10/19/75	Allen, Nate	37	vs. NO
12/15/74	Wilcox, Dave	21	vs. NO
11/23/72	Vanderbundt, Skip	21	at Dal.
10/29/72	Vanderbundt, Skip	37	at Atl.
10/1/72	Simpson, Mike	32	at NO
12/20/70	Johnson, Jimmy	36	at Oak.
9/27/70	Phillips, Mel	35	vs. Cle.
10/26/69	Woitt, Johnny	57	at Bal.
11/24/68	Belk, Bill	6	at Pit.
11/24/68	Alexander, Kermit	66	at Pit.

* - Postseason

Date	Player	Yds	Opp.
9/15/68	Hindman, Stan	25	at Bal. Colts
12/11/66	Randolph, Alvin	94	vs. Chi.
11/24/66	Dowdle, Mike	27	at Det.
10/16/66	Johnson, Jimmy	35	at Atl.
11/22/59	Mertens, Jerry	30	at Bal. Colts
11/30/58	Hazeltine, Matt	13	at Bal. Colts
10/27/57	Herchman, Bill	54	vs. Chi.
12/8/56	Moegle, Dick	32	vs. GB
10/16/55	Berry, Rex	44	at Det.
10/17/54	Brown, Hardy	41	at Chi.
9/26/54	Berry, Rex	34	vs. Was.
12/6/53	Berry, Rex	29	vs. GB
10/12/52	Burke, Don	35	at Det.
10/14/51	Cason, Jim	65	at Pit.
11/5/50	Livingston, Howie	35	at LA Rams

ALL-TIME FUMBLE RETURNS FOR TDs

Date	Player	Yds	Opp.
11/17/19	Reed Jr., D.J.	4	vs. Arz.
11/11/19	Buckner, DeForest	12	vs. Sea.
9/7/14	Culliver, Chris	35	at Dal.
12/15/13	Hunter, Kendall	2	at TB
10/27/13	Skuta, Dan	47	at Jax.
10/20/13	Osgood, Kassim	end zone	at Ten.
12/16/12	Gore, Frank	9	at NE
9/30/12	Rogers, Carlos	51	at NYJ
10/4/09	McDonald, Ray	11	vs. StL
10/4/09	McKillop, Scott	end zone	vs. StL
12/7/08	Staley, Joe	end zone	vs. NYJ
11/25/07	Banta-Cain, Tully	end zone	at Arz.
10/8/06	Oliver, Melvin	12	vs. Oak.
10/2/05	Johnson, Derrick	78	at Arz. (Mex. City)
10/2/05	Smith, Derek	end zone	at Arz. (Mex. City)
11/28/04	Smith, Derek	46	vs. Mia.
10/31/04	Carpenter, Dwaine	80	at Chi.
10/26/03	Harris, Kwame	1	at Arz.
10/28/01	Peterson, Julian	26	at Chi.
10/24/99	Walker, Darnell	71	at Min.
10/17/99	McMillan, Mark	41	vs. Car.
10/10/99	Bryant, Junior	end zone	at StL
12/15/97	Greene, Kevin	40	vs. Den.
11/10/97	Hanks, Merton	38	at Phi.
11/17/96	Doleman, Chris	end zone	vs. Bal.
12/24/95	Rice, Jerry	end zone	at Atl.
12/3/95	Woodall, Lee	96	vs. Buffalo
11/12/95	Hanks, Merton	38	at Dal.
10/16/94	McDonald, Tim	49	at Atl.
11/14/93	Tamm, Ralph	1	at TB
10/17/93	Davis, Eric	47	at Dal.
11/1/92	Sherrard, Mike	38	at Phx. Cardinals
12/23/91	Griffin, Don	99	vs. Chi.
11/12/89	Haley, Charles	3	vs. Atl.
12/27/87	Taylor, John	26	vs. LA Rams
12/1/85	Turner, Keena	65	at Was.
10/20/85	McIntyre, Guy	end zone	at Det.
9/22/85	McColl, Milt	28	at LA Raiders
12/2/84	Johnson, Gary	33	at Atl.
10/23/83	Board, Dwaine	end zone	at LA Rams
10/4/81	Hicks, Dwight	80	at Was.
10/3/76	Elam, Cleveland	31	vs. NYJ
11/16/75	Hart, Tommy	10	vs. Chi.
10/26/75	McGill, Ralph	14	at NE
12/15/74	Belk, Bill	19	vs. NO
12/2/73	Hall, Windlan	66	vs. Phi.
11/23/72	Vanderbundt, Skip	73	at Dal.
12/26/71	Hoskins, Bob	end zone	vs. Was.*
10/31/71	Blue, Forrest	25	vs. NE
10/24/71	Hart, Tommy	63	at StL Cardinals
10/19/69	Lakes, Roland	2	vs. Atl.
10/27/68	Witcher, Dick	12	at Det.
10/15/67	Windsor, Bob	2	at Phi.
12/11/66	Alexander, Kermit	14	vs. Chi.
10/9/66	Hazeltine, Matt	22	vs. GB
11/28/65	Kopay, Dave	end zone	at Min.
11/14/65	Miller, Clark	75	at Det.
11/14/65	Wilcox, Dave	8	at Det.
10/24/65	Chapple, Jack	8	vs. Min.
9/19/65	Krueger, Charlie	6	vs. Chi.
10/14/62	Woodson, Abe	37	at Chi.
10/18/59	Hazeltine, Matt	40	at Det.

**ALL-TIME BLOCKED FGs RETURNED FOR TDs****(1970–Present)**

Date	Player	Yds	Opp.
9/27/09	Clements, Nate	59	at Min.
10/19/08	Clements, Nate	74	at NYG
10/12/08	Strickland, Donald	41	vs. Phi.
10/15/89	Jackson, Johnnie	62	at Dal.
9/26/71	Taylor, Bruce	58	at NO
12/13/70	Taylor, Bruce	92	at NO

ALL-TIME PUNT RETURNS FOR TDs

Date	Player	Yds	Opp.
9/11/11	Ginn Jr., Ted	55	vs. Sea.
12/26/10	Ginn Jr., Ted	78	at StL
9/11/05	Amey, Otis	75	vs. StL
10/10/04	Battle, Arnaz	71	vs. Arz.
12/1/02	Williams, Jimmy	89	vs. Sea.
12/27/98	McQuarters, R.W.	72	vs. StL
11/10/97	Levy, Chuck	73	at Phi.
12/18/95	Carter, Dexter	78	vs. Min.
10/3/93	Carter, Dexter	72	vs. Min.
11/9/92	Hanks, Merton	48	at Atl.
11/21/88	Taylor, John	95	vs. Was.
10/2/88	Taylor, John	77	vs. Det.
12/14/87	McLemore, Dana	83	vs. Chi.
11/23/86	Griffin, Don	76	vs. Atl.
10/8/84	McLemore, Dana	79	at NYG
12/19/83	McLemore, Dana	56	vs. Dal.
1/2/83	McLemore, Dana	93	vs. LA Rams
12/7/80	Solomon, Freddie	57	vs. NO
10/26/80	Solomon, Freddie	53	vs. TB
10/17/76	Leonard, Anthony	60	vs. NO
9/26/76	McGill, Ralph	50	at Sea.
11/24/74	Moore, Manfred	88	vs. Atl.
12/11/66	Alexander, Kermit	44	vs. Chi.
11/15/64	Alexander, Kermit	70	vs. GB
10/21/62	Woodson, Abe	85	at GB
11/5/61	Woodson, Abe	80	vs. Det.
12/16/56	Arenas, Joe	67	at Bal. Colts
10/19/52	McElhenny, Hugh	94	at Chi.
19.26/52	O'Donahue, Pat	23	vs. Dal.
10/28/51	Nomellini, Leo	20	vs. LA Rams

* – Postseason

ALL-TIME KICKOFF RETURNS FOR TDs

Date	Player	Yds	Opp.
12/16/18	James Jr., Richie	97	vs. Sea.
9/11/11	Ginn Jr., Ted	102	vs. Sea.
11/10/08	Rossum, Allen	104	at Arz.
11/2/03	Wilson, Cedrick	95	vs. StL
1/11/98	Levy, Chuck	95	vs. GB*
11/16/97	Kirby, Terry	101	vs. Car.
11/6/94	Carter, Dexter	96	at Was.
12/1/91	Carter, Dexter	98	vs. NO
12/20/87	Cribbs, Joe	92	vs. Atl.
12/1/85	Monroe, Carl	95	at Was.
11/22/81	Lawrence, Amos	92	at LA Rams
11/2/80	Owens, James	101	at Det.
11/18/79	Owens, James	85	vs. Den.
11/19/78	Williams, Dave	89	vs. LA Rams
12/4/77	Williams, Dave	80	at Min.
12/23/72	Washington, Vic	97	vs. Dal.*
10/29/72	Washington, Vic	98	at Atl.
11/17/63	Woodson, Abe	99	at NYG
9/29/63	Woodson, Abe	95	at Min.
9/15/63	Woodson, Abe	103	vs. Min.
10/1/61	Woodson, Abe	98	at Det.
12/18/60	Lyles, Lenny	97	vs. Bal. Colts
11/22/59	Woodson, Abe	105	at LA Rams
11/4/56	Arenas, Joe	90	vs. Det.

ALL-TIME BLOCKED PUNTS RETURNED FOR TDs**(1970–Present)**

Date	Player	Yds	Opp.
10/3/10	Taylor Mays	0	at Atl.
9/25/77	Mike Baldassin	0	vs. Mia.
9/21/75	Dave Washington	15	at Min.
12/15/73	Windlan Hall	0	vs. Pit.

ALL-TIME 1,000/3,000 YARD SEASONS**RUSHING**

Yds	Player	Year
1,695	Frank Gore	2006
1,570	Garrison Hearst	1998
1,502	Roger Craig	1988
1,262	Wendell Tyler	1984
1,229	Charlie Garner	1999
1,214	Frank Gore	2012
1,211	Frank Gore	2011
1,206	Garrison Hearst	2001
1,203	Delvin Williams	1976
1,142	Charlie Garner	2000
1,128	Frank Gore	2013
1,120	Frank Gore	2009
1,106	Frank Gore	2014
1,102	Frank Gore	2007
1,054	Roger Craig	1989
1,050	Roger Craig	1985
1,049	Joe Perry	1954
1,036	Frank Gore	2008
1,036	J.D. Smith	1959
1,024	Kevan Barlow	2003
1,019	Garrison Hearst	1997
1,018	Joe Perry	1953
1,013	Ricky Watters	1992

RECEIVING

Yds	Player	Year
1,848	Jerry Rice	1995
1,570	Jerry Rice	1986
1,503	Jerry Rice	1993
1,502	Jerry Rice	1990
1,499	Jerry Rice	1994
1,483	Jerry Rice	1989
1,451	Terrell Owens	2000
1,412	Terrell Owens	2001
1,377	George Kittle	2018
1,344	Dave Parks	1965
1,306	Jerry Rice	1988
1,300	Terrell Owens	2002
1,254	Jerry Rice	1996
1,206	Jerry Rice	1991
1,201	Jerry Rice	1992
1,179	Anquan Boldin	2013
1,157	Jerry Rice	1998
1,105	Michael Crabtree	2012
1,105	Dwight Clark	1981
1,102	Terrell Owens	2003
1,100	Gene Washington	1970
1,097	Terrell Owens	1998
1,078	Jerry Rice	1987
1,077	John Taylor	1989
1,062	Anquan Boldin	2014
1,053	George Kittle	2019
1,032	R.C. Owens	1961
1,016	Roger Craig	1985

PASSING

Yds	Player	Year
4,278	Jeff Garcia	2000
4,170	Steve Young	1998
4,023	Steve Young	1993
3,978	Jimmy Garoppolo	2019
3,969	Steve Young	1994
3,944	Joe Montana	1990
3,910	Joe Montana	1983
3,653	Joe Montana	1985
3,652	Steve DeBerg	1979
3,630	Joe Montana	1984
3,565	Joe Montana	1981
3,538	Jeff Garcia	2001
3,521	Joe Montana	1989
3,465	Steve Young	1992
3,369	Colin Kaepernick	2014
3,344	Jeff Garcia	2002
3,200	Steve Young	1995
3,197	Colin Kaepernick	2013
3,144	Alex Smith	2011
3,112	John Brodie	1965
3,054	Joe Montana	1987
3,029	Steve Young	1997
3,020	John Brodie	1968



49ERS YEARLY STATISTICAL LEADERS

RUSHING (BASED ON YARDS)

Year	Player	Att	Yds	Avg	Lg	TD	Rank
1946	Standlee, Norm	134	683	5.1	—	2	—
1947	Strzykalski, John	143	906	6.3	50	5	—
1948	Strzykalski, John	141	915	6.5	—	4	—
1949	Perry, Joe	115	783	6.8	59	8	—
1950	Perry, Joe	124	647	5.2	78t	5	5
1951	Perry, Joe	136	677	5.0	58t	3	5
1952	Perry, Joe	158	725	4.6	78t	8	3
1953	Perry, Joe	192	1,018	5.3	51t	10	1
1954	Perry, Joe	173	1,049	6.1	58	8	1
1955	Perry, Joe	156	701	4.5	42	2	5
1956	McElhenny, Hugh	185	916	5.0	86t	8	3
1957	McElhenny, Hugh	102	478	4.7	61	1	15
1958	Perry, Joe	125	758	6.1	73t	4	3
1959	Smith, J.D.	207	1,036	5.0	73t	10	2
1960	Smith, J.D.	174	780	4.5	41	5	5
1961	Smith, J.D.	167	823	4.9	33	8	5
1962	Smith, J.D.	258	907	3.5	28	6	6
1963	Smith, J.D.	162	560	3.5	52t	5	13
1964	Kopay, Dave	75	271	3.6	18	0	32
1965	Willard, Ken	189	778	4.1	32	5	4
1966	Willard, Ken	191	763	4.0	49	5	5
1967	Willard, Ken	169	510	3.0	20	5	17
1968	Willard, Ken	227	967	4.3	69t	7	2
1969	Willard, Ken	171	557	3.3	18	7	13
1970	Willard, Ken	236	789	3.3	20	7	9/6
1971	Willard, Ken	216	855	4.0	49	4	15/9
1972	Washington, Vic	141	468	3.3	33	3	42/20
1973	Washington, Vic	151	534	3.5	25	8	32/15
1974	Jackson, Wilbur	174	705	4.1	64	0	17/8
1975	Williams, Delvin	117	631	5.4	52	3	21/13
1976	Williams, Delvin	248	1,203	4.9	80t	7	3/2
1977	Williams, Delvin	268	931	3.5	40	7	10/5
1978	Simpson, O.J.	161	593	3.7	34	1	39/19
1979	Hofer, Paul	123	615	5.0	47	7	33/17
1980	Cooper, Earl	171	720	4.2	47	5	23/12
1981	Patton, Ricky	152	543	3.6	28	4	35/16
1982	Moore, Jeff	85	281	3.3	19	4	37/16
1983	Tyler, Wendell	176	856	4.9	39	4	19/10
1984	Tyler, Wendell	246	1,262	5.1	40	7	5/5
1985	Craig, Roger	214	1,050	4.9	62t	9	13/8
1986	Craig, Roger	204	830	4.1	25	7	13/8
1987	Craig, Roger	215	815	3.8	25	3	8/5
1988	Craig, Roger	310	1,502	4.8	46t	9	3/2
1989	Craig, Roger	271	1,054	3.9	27	6	10/5
1990	Carter, Dexter	114	460	4.0	74t	1	39/19
1991	Henderson, Keith	137	561	4.1	25	2	30/11
1992	Watters, Ricky	206	1,013	4.9	43	9	13/8
1993	Watters, Ricky	208	950	4.6	39	10	12/8
1994	Watters, Ricky	239	877	3.7	23	6	15/8
1995	Loville, Derek	218	723	3.3	27	10	24/13
1996	Kirby, Terry	134	559	4.2	31	3	33/15
1997	Hearst, Garrison	234	1,019	4.4	51	4	15/7
1998	Hearst, Garrison	310	1,570	5.1	96t	7	3/2
1999	Garner, Charlie	241	1,229	5.1	53	4	8/5
2000	Garner, Charlie	258	1,142	4.4	42	7	16/7
2001	Hearst, Garrison	252	1,206	4.8	43t	4	10/5

PASSING (BASED ON YARDS)

Year	Player	Att	Cmp	Pct	Yds	TD	INT	Rtg	Rank
1946	Albert, Frank	197	104	52.9	1,404	14	14	—	—
1947	Albert, Frank	242	128	52.9	1,692	18	15	—	—
1948	Albert, Frank	264	154	58.3	1,990	29	10	—	—
1949	Albert, Frank	260	129	49.6	1,862	27	16	—	—
1950	Albert, Frank	306	155	50.7	1,767	14	23	52.6	8
1951	Albert, Frank	166	90	50.7	1,116	5	10	60.2	8
1952	Tittle, Y.A.	208	106	51.0	1,407	11	12	66.4	5
1953	Tittle, Y.A.	259	149	57.5	2,121	20	16	84.0	3
1954	Tittle, Y.A.	295	170	57.6	2,205	9	9	78.7	7
1955	Tittle, Y.A.	287	147	51.2	2,185	17	28	56.6	4
1956	Tittle, Y.A.	218	124	56.9	1,641	7	12	68.6	7
1957	Tittle, Y.A.	279	176	63.1	2,157	13	15	80.6	6
1958	Tittle, Y.A.	208	120	57.7	1,467	9	15	63.9	3
1959	Tittle, Y.A.	199	102	51.3	1,331	10	15	58.0	4
1960	Brodie, John	207	103	49.8	1,111	6	9	57.5	5
1961	Brodie, John	283	155	54.8	2,588	14	12	84.7	4
1962	Brodie, John	304	175	57.6	2,272	18	16	79.0	6
1963	McHan, Lamar	195	83	42.3	1,243	8	11	54.3	15
1964	Brodie, John	392	193	49.2	2,498	14	16	64.6	12
1965	Brodie, John	391	242	61.9	3,112	30	16	95.3	3
1966	Brodie, John	427	232	54.3	2,810	16	22	65.8	8
1967	Brodie, John	349	168	48.1	2,013	11	16	57.6	11
1968	Brodie, John	404	234	57.9	3,020	22	21	78.0	3
1969	Brodie, John	347	194	55.9	2,405	16	15	74.9	7
1970	Brodie, John	378	223	59.0	2,941	24	10	93.8	1/1
1971	Brodie, John	387	208	53.7	2,642	18	24	65.0	12/6
1972	Spurrier, Steve	269	147	54.6	1,983	18	16	75.9	8/5
1973	Brodie, John	194	98	50.5	1,126	3	12	43.0	N/A
1974	Owen, Tom	184	88	47.8	1,327	10	15	56.1	25/11
1975	Snead, Norm	189	108	57.1	1,337	9	10	73.0	11/5
1976	Plunkett, Jim	243	126	51.9	1,592	13	16	63.0	17/8
1977	Plunkett, Jim	248	128	51.6	1,693	9	14	62.1	17/8
1978	DeBerg, Steve	302	137	45.4	1,570	8	22	40.0	28/17
1979	DeBerg, Steve	578	347	60.0	3,652	17	21	73.1	13/5
1980	DeBerg, Steve	321	186	57.9	1,998	12	17	66.7	25/13
1981	Montana, Joe	488	311	63.7	3,565	19	12	88.4	4/1
1982	Montana, Joe	346	213	61.6	2,613	17	11	88.0	5/3
1983	Montana, Joe	515	332	64.5	3,910	26	12	94.6	5/3
1984	Montana, Joe	432	279	64.6	3,630	28	10	102.9	2/1
1985	Montana, Joe	494	303	61.3	3,653	27	13	91.3	3/1
1986	Montana, Joe	307	191	62.2	2,236	8	9	80.7	9/2
1987	Montana, Joe	398	266	66.8	3,054	31	13	102.1	1/1
1988	Montana, Joe	397	238	59.9	2,981	18	10	87.9	6/3
1989	Montana, Joe	386	271	70.2	3,521	26	8	112.4	1/1
1990	Montana, Joe	520	321	61.7	3,944	26	16	89.0	7/3
1991	Young, Steve	279	180	64.5	2,517	17	8	101.8	1/1
1992	Young, Steve	402	268	66.7	3,465	25	7	107.0	1/1
1993	Young, Steve	462	314	68.0	4,023	29	16	101.5	1/1
1994	Young, Steve	461	324	70.3	3,969	35	10	112.8	1/1
1995	Young, Steve	447	299	66.9	3,200	20	11	92.3	5/4
1996	Young, Steve	316	214	67.7	2,410	14	6	97.2	1/1
1997	Young, Steve	356	241	67.7	3,029	19	6	104.7	1/1
1998	Young, Steve	517	322	62.3	4,170	36	12	101.1	3/2
1999	Garcia, Jeff	375	225	60.0	2,544	11	11	77.9	17/10
2000	Garcia, Jeff	561	355	63.3	4,287	31	10	97.6	5/4
2001	Garcia, Jeff	504	316	62.7	3,538	32	12	94.8	3/2



49ERS YEARLY STATISTICAL LEADERS (CONT.)

RUSHING (BASED ON YARDS)

Year	Player	Att	Yds	Avg	Lg	TD	Rank
2002	Hearst, Garrison	215	972	4.5	40	8	21/9
2003	Barlow, Kevan	201	1,024	5.1	78t	6	17t/6t
2004	Barlow, Kevan	244	822	3.4	60	7	26/12
2005	Gore, Frank	127	608	4.8	72t	3	32/14
2006	Gore, Frank	312	1,695	5.4	72	8	3/1
2007	Gore, Frank	260	1,102	4.2	43t	5	13/5
2008	Gore, Frank	240	1,036	4.3	41t	6	13t/9
2009	Gore, Frank	229	1,120	4.9	80t	10	11t/5
2010	Gore, Frank	203	853	4.2	64	3	21/8
2011	Gore, Frank	282	1,211	4.3	55	8	6/3
2012	Gore, Frank	258	1,214	4.7	37	8	10/5
2013	Gore, Frank	276	1,128	4.1	51	9	9/7
2014	Gore, Frank	255	1,106	4.3	52t	4	9/5
2015	Hyde, Carlos	115	470	4.1	22	3	47/24
2016	Hyde, Carlos	217	988	4.6	47	6	14/6
2017	Hyde, Carlos	240	938	3.9	61	8	13/5
2018	Breida, Matt	153	814	5.3	66t	3	21/11
2019	Mostert, Raheem	137	772	5.6	41t	8	26/12

PASSING (BASED ON YARDS)

Year	Player	Att	Cmp	Pct	Yds	TD	INT	Rtg	Rank
2002	Garcia, Jeff	528	328	62.1	3,344	21	10	85.6	11t/4
2003	Garcia, Jeff	392	225	57.4	2,704	18	13	80.1	15/8
2004	Rattay, Tim	325	198	60.9	2,169	10	10	78.1	20/10
2005	Smith, Alex	165	84	50.9	875	1	11	40.8	DNQ
2006	Smith, Alex	442	257	58.1	2,890	16	16	74.8	22/11
2007	Dilfer, Trent	219	113	51.6	1,166	7	12	55.1	N/A
2008	Hill, Shaun	288	181	62.8	2,046	13	8	87.5	12/7
2009	Smith, Alex	372	225	60.5	2,350	18	12	81.5	19/9
2010	Smith, Alex	342	204	59.6	2,370	14	10	82.1	21/9
2011	Smith, Alex	445	273	61.3	3,144	17	5	90.7	9/7
2012	Kaepernick, C.	218	136	62.4	1,814	10	3	98.3	DNQ
2013	Kaepernick, C.	416	243	58.4	3,197	21	8	91.6	20/10
2014	Kaepernick, C.	452	274	60.6	3,165	17	10	85.1	17/9
2015	Gabbert, Blaine	282	178	63.1	2,031	10	7	86.2	30/15
2016	Kaepernick, C.	331	196	57.7	2,241	16	4	90.7	29/14
2017	Beathard, C.J.	224	123	54.9	1,430	4	6	69.2	34/18
2018	Mullens, Nick	274	176	64.2	2,277	13	10	90.8	30/16
2019	Garoppolo, J.	476	329	69.1	3,978	27	13	102.0	12/8



49ERS YEARLY STATISTICAL LEADERS

RECEIVING (BASED ON CATCHES)

Year	Player	No	Yds	Avg	Lg	TD	Rank
1946	Beals, Alyn	40	586	14.7	—	10	—
1947	Beals, Alyn	47	655	13.9	54	10	—
1948	Beals, Alyn	46	591	12.8	—	14	—
1949	Beals, Alyn	44	678	15.4	—	12	—
1950	Loyd, Alex	32	402	12.6	38	0	18
1951	Soltau, Gordy	59	826	14.0	48t	7	2
1952	Soltau, Gordy	55	774	14.1	49t	7	4
1953	Wilson, Billy	51	840	16.5	61t	10	6
1954	Wilson, Billy	60	830	13.8	43	5	1
1955	Wilson, Billy	53	831	15.7	72t	7	2
1956	Wilson, Billy	60	889	14.8	77t	5	1
1957	Wilson, Billy	52	757	14.6	40	6	1
1958	Conner, Clyde	49	512	10.4	26	5	5
1959	Wilson, Billy	44	540	12.3	57t	4	6
1960	Conner, Clyde	38	531	14.0	65t	2	1
1961	Owens, R.C.	55	1,032	18.8	54	5	7
1962	Casey, Bernie	53	819	15.5	48t	6	11
1963	Casey, Bernie	47	762	16.2	68t	7	14
1964	Casey, Bernie	58	808	13.9	63t	4	6
1965	Parks, Dave	80	1,344	16.8	53t	12	1
1966	Parks, Dave	66	974	14.8	65t	5	3
1967	Witcher, Dick	46	705	15.3	63t	3	17
1968	McNeil, Clifton	71	994	14.0	65t	7	1
1969	Washington, Gene	51	711	13.9	52	3	10
	Cunningham, Doug, RB	51	484	9.5	58	0	11
1970	Washington, Gene	53	1,100	20.8	79t	12	4/3
1971	Kwalick, Ted	52	664	12.8	42t	5	4/2
1972	Washington, Gene	46	918	20.0	62t	12	13/7
1973	Kwalick, Ted	47	729	15.5	48	5	10/6
1974	Schreiber, Larry, RB	30	217	7.2	16	1	60/36
1975	Washington, Gene	44	735	16.7	68t	9	31/10
1976	Washington, Gene	33	457	13.8	55t	6	52/25
	Jackson, Wilbur, RB	33	324	9.8	32	1	53/27
1977	Washington, Gene	32	638	19.9	47t	5	52/22
1978	Solomon, Freddie	31	458	14.8	58t	2	83/42
1979	Hofer, Paul, RB	58	662	11.4	44	2	17/7
1980	Cooper, Earl, RB	83	567	6.8	66t	4	2/1
1981	Clark, Dwight	85	1,105	13.0	78t	4	2/1
1982	Clark, Dwight	60	913	15.2	51	5	1/1
1983	Clark, Dwight	70	840	12.0	46t	8	11/5
1984	Craig, Roger, RB	71	675	9.5	64t	3	11/6
1985	Craig, Roger, RB	92	1,016	11.0	73	6	1/1
1986	Rice, Jerry	86	1,570	18.3	66t	15	2/1
1987	Craig, Roger, RB	66	492	7.5	35t	1	3/2
1988	Craig, Roger, RB	76	534	7.0	22	1	7/5
1989	Rice, Jerry	82	1,483	18.1	68t	17	5/4
1990	Rice, Jerry	100	1,502	15.0	64t	13	1/1
1991	Rice, Jerry	80	1,206	15.1	73t	14	5/3
1992	Rice, Jerry	84	1,201	14.3	80t	10	5/3
1993	Rice, Jerry	98	1,503	15.3	80t	15	2/2
1994	Rice, Jerry	112	1,499	13.4	69t	13	2/1
1995	Rice, Jerry	+122	*1,848	15.1	81t	15	2/2
1996	Rice, Jerry	108	1,254	11.6	39	8	1/1
1997	Owens, Terrell	60	936	15.6	56t	8	32t/13t
1998	Rice, Jerry	82	1,157	14.1	75t	9	7t/3t
1999	Rice, Jerry	67	830	12.4	62	5	31t/19
2000	Owens, Terrell	97	1,451	15.0	69t	13	5/2
2001	Owens, Terrell	93	1,412	15.2	60t	16	9/4
2002	Owens, Terrell	100	1,300	13.0	76t	13	4t/2
2003	Owens, Terrell	80	1,102	13.8	75t	9	12/7

PUNTING (BASED ON GROSS AVG.) (MIN. 25 PUNTS)

Year	Player	No	Avg	Lg	Blck	Rank
1946	Albert, Frank	54	41.0	73	0	—
1947	Albert, Frank	40	44.0	69	1	—
1948	Albert, Frank	35	44.8	82	0	—
1949	Albert, Frank	31	48.2	72	0	—
1950	Lillywhite, Verl	26	39.1	57	0	11
1951	Albert, Frank	34	44.3	66	0	2
1952	Albert, Frank	68	42.6	70	0	5
1953	Powers, Jim	42	40.6	55	1	8
1954	Brown, Pete	49	37.5	51	0	11
1955	Luna, Bob	63	40.6	63	3	8
1956	Morrall, Earl	45	37.9	57	0	16
1957	Jessup, Bill	38	43.6	62	0	13
1958	Atkins, Bill	25	39.3	51	0	11
1959	Davis, Tommy	59	45.7	71	0	3
1960	Davis, Tommy	62	44.1	74	0	3
1961	Davis, Tommy	50	45.4	67	0	3
1962	Davis, Tommy	48	45.6	82	0	1
1963	Davis, Tommy	73	45.4	64	2	4
1964	Davis, Tommy	79	45.6	68	0	4
1965	Davis, Tommy	54	45.8	65	0	2
1966	Davis, Tommy	63	41.4	60	0	6
1967	Spurrier, Steve	73	37.6	61	1	12
1968	Spurrier, Steve	68	39.0	54	0	12
1969	Kilgore, Jon	36	40.3	72	0	9
1970	Spurrier, Steve	75	38.4	58	0	14/11
1971	McCann, Jim	49	38.7	54	1	25/12
1972	McCann, Jim	64	39.7	63	1	21/10
1973	Wittum, Tom	79	43.7	62	0	4/1
1974	Wittum, Tom	68	41.2	67	1	4/2
1975	Wittum, Tom	67	41.9	64	3	3/2
1976	Wittum, Tom	89	40.8	68	2	3/2
1977	Wittum, Tom	77	36.4	54	3	26/13
1978	Connell, Mike	96	37.3	59	1	21/10
1979	Melville, Dan	71	37.0	53	1	25/14
1980	Miller, Jim	77	40.9	65	0	10/5
1981	Miller, Jim	93	41.5	65	0	15/6
1982	Miller, Jim	44	38.1	80	1	25/13
1983	Orosz, Tom	65	39.3	61	1	25/11
1984	Runager, Max	56	41.8	59	1	17/17
1985	Runager, Max	86	39.8	57	1	26/13
1986	Runager, Max	83	41.6	62	2	10/6
1987	Runager, Max	55	39.2	56	1	22/11
1988	Helton, Barry	78	39.3	53	1	21/11
1989	Helton, Barry	55	40.5	56	1	12/8
1990	Helton, Barry	69	36.8	56	1	28/1
1991	Prokop, Joe	40	38.5	58	0	27/13
1992	Wilmsmeyer, Klaus	49	39.1	58	0	26/14
1993	Wilmsmeyer, Klaus	42	40.9	61	0	23/11
1994	Wilmsmeyer, Klaus	54	41.4	60	0	14t/7t
1995	Thompson, Tommy	57	40.6	65	0	25/13t
1996	Thompson, Tommy	73	44.1	65	2	10/4
1997	Thompson, Tommy	78	40.8	55	1	30/15
1998	Roby, Reggie	60	41.9	66	0	22/9
1999	Stanley, Chad	69	39.7	70	2	26/11
2000	Stanley, Chad	69	39.5	56	1	27/12
2001	Baker, Jason	69	40.8	64	0	23/13
2002	Baker, Jason	42	40.2	51	0	25t/13
2003	LaFleur, Bill	68	38.7	56	1	29t/16
2004	Lee, Andy	96	41.6	81	0	20/10
2005	Lee, Andy	107	41.6	58	1	25/12



49ERS YEARLY STATISTICAL LEADERS

RECEIVING (BASED ON CATCHES)

Year	Player	No	Yds	Avg	Lg	TD	Rank
2004	Johnson, Eric, TE	82	825	10.1	25	2	35/14
2005	Lloyd, Brandon	48	733	15.3	89t	5	44/20
2006	Gore, Frank, RB	61	485	8.0	39	1	40t/21t
2007	Gore, Frank, RB	53	436	8.2	23t	1	54t/27t
2008	Bruce, Isaac	61	835	13.7	63	7	37/19
2009	Davis, Vernon, TE	78	965	12.4	73t	13	19t/10
2010	Davis, Vernon, TE	56	914	16.3	66t	7	51/23
2011	Crabtree, Michael	72	874	12.1	52t	4	24t/15t
2012	Crabtree, Michael	85	1,105	13.0	49t	9	14/9
2013	Boldin, Anquan	85	1,179	13.9	63	7	16/10
2014	Boldin, Anquan	83	1,062	12.8	76t	5	18/11
2015	Boldin, Anquan	69	789	11.4	51	4	37t/19t
2016	Kerley, Jeremy	64	667	10.4	33t	3	64/35
2017	Hyde, Carlos	59	350	5.9	18	0	43t/25
2018	Kittle, George, TE	88	1,377*	15.6	85t	5	14/9
2019	Kittle, George, TE	85	1,053	12.4	61t	5	17/10

+ Team Record * NFL Record

PUNTING (BASED ON GROSS AVG.) (MIN. 25 PUNTS)

Year	Player	No	Avg	Lg	Blck	Rank
2006	Lee, Andy	81	44.8	66	0	7/6
2007	Lee, Andy	105	47.3	74	0	2/1
2008	Lee, Andy	66	47.8	82	1	4/3
2009	Lee, Andy	99	47.6	64	0	2/2
2010	Lee, Andy	91	46.2	64	0	4/2
2011	Lee, Andy	78	50.9	68	1	1/1
2012	Lee, Andy	67	48.1	66	0	4/2
2013	Lee, Andy	79	48.2	62	0	3/1
2014	Lee, Andy	72	46.8	71	1	6/2
2015	Pinion, Bradley	86	43.9	62	0	27/13
2016	Pinion, Bradley	100	44.0	65	0	29/15
2017	Pinion, Bradley	75	43.4	59	0	28/14
2018	Pinion, Bradley	68	43.7	64	1	28t/16
2019	Wishnowsky, Mitch	52	44.9	65	0	22/11



49ERS YEARLY STATISTICAL LEADERS

SCORING (BASED ON POINTS)

Year	Player	TD	PAT	FG	Pts	Rank
1946	Beals, Alyn	10	1	0	61	—
1947	Beals, Alyn	10	0	0	60	—
1948	Beals, Alyn	14	0	0	84	—
1949	Beals, Alyn	12	1	0	73	—
1950	Soltau, Gordie	1	26	4	44	22
1951	Soltau, Gordie	7	30	6	90	5
1952	Soltau, Gordie	7	34	6	94	—
1953	Soltau, Gordie	6	48	10	114	1
1954	Soltau, Gordie	2	31	11	76	4
1955	Soltau, Gordie	1	27	3	42	24
	Wilson, Billy	7	0	0	42	24
1956	Soltau, Gordie	1	26	13	71	6
1957	Soltau, Gordie	0	33	9	60	9
1958	Soltau, Gordie	0	29	8	53	20
1959	Davis, Tommy	0	31	12	67	9
1960	Davis, Tommy	0	21	19	78	9
1961	Davis, Tommy	0	44	12	80	8
1962	Davis, Tommy	0	36	10	66	16
1963	Davis, Tommy	0	24	10	54	21
1964	Davis, Tommy	0	30	8	54	24
1965	Davis, Tommy	0	52	17	103	4
1966	Davis, Tommy	0	38	16	86	12
1967	Davis, Tommy	0	33	14	75	10
1968	Davis, Tommy	0	26	9	53	19
1969	Willard, Ken	10	0	0	60	21
1970	Gossett, Bruce	0	39	21	102	6/4
1971	Gossett, Bruce	0	32	23	101	5/3
1972	Gossett, Bruce	0	41	18	95	13/7
1973	Gossett, Bruce	0	26	26	104	7/4
1974	Gossett, Bruce	0	25	11	58	25/8
1975	Mike–Mayer, Steve	0	27	14	69	22/9
1976	Mike–Mayer, Steve	0	26	16	74	25/9
1977	Williams, Delvin	9	0	0	54	14/10
1978	Wersching, Ray	0	24	15	69	22/9
1979	Wersching, Ray	0	32	20	92	12/5
1980	Wersching, Ray	0	33	15	78	18/10
1981	Wersching, Ray	0	30	17	81	22/13
1982	Wersching, Ray	0	23	12	59	9/4
1983	Wersching, Ray	0	51	25	126	3/3
1984	Wersching, Ray	0	56	25	131	1/1
1985	Wersching, Ray	0	52	13	91	21/11
1986	Wersching, Ray	0	41	25	116	3/3
1987	Rice, Jerry	23	0	0	138	1/1
1988	Cofer, Mike	0	40	27	121	2/1
1989	Cofer, Mike	0	49	29	136	1/1
1990	Cofer, Mike	0	39	24	111	4/3
1991	Cofer, Mike	0	49	14	91	17/8
1992	Cofer, Mike	0	53	18	107	8/4
1993	Cofer, Mike	0	59	16	107	11/6
1994	Brien, Doug	0	60	15	105	11/4
1995	Rice, Jerry	17	1(2PT)	0	104	19/10
1996	Wilkins, Jeff	0	40	30	130	4/2
1997	Anderson, Gary	0	38	29	125	3/2
1998	Richey, Wade	0	49	18	103	14/6
1999	Richey, Wade	0	30	21	93	21/8
2000	Richey, Wade	0	43	15	88	28/13
2001	Cortez, Jose	0	47	18	101	16/8
2002	Owens, Terrell	14	0	0	84	8t/3*
2003	Peterson, Todd	0	22	12	58	30/14
2004	Peterson, Todd	0	23	18	77	42/18

FIELD GOAL PERCENTAGE

Year	Player	Att	Made	Pct	Lg	Rank
1946	Vetrano, Joe	7	4	.571	26	—
1947	Vetrano, Joe	8	4	.500	30	—
1948	Vetrano, Joe	8	5	.625	47	—
1949	Vetrano, Joe	4	3	.750	28	—
1950	Soltau, Gordie	8	4	.500	26	DNQ
1951	Soltau, Gordie	18	6	.333	42	9
1952	Soltau, Gordie	12	6	.500	31	5
1953	Soltau, Gordie	15	10	.667	39	2
1954	Soltau, Gordie	18	11	.611	37	3
1955	Soltau, Gordie	12	3	.250	28	11
1956	Soltau, Gordie	20	13	.650	40	3
1957	Soltau, Gordie	15	9	.600	37	5
1958	Soltau, Gordie	21	8	.381	39	9
1959	Davis, Tommy	26	12	.462	43	5
1960	Davis, Tommy	32	19	.594	40	7
1961	Davis, Tommy	22	12	.545	46	6
1962	Davis, Tommy	23	10	.435	42	15
1963	Davis, Tommy	31	10	.323	46	22
1964	Davis, Tommy	25	8	.320	*53	19
1965	Davis, Tommy	27	17	.630	*53	5t
1966	Davis, Tommy	31	16	.516	46	15t
1967	Davis, Tommy	33	14	.424	50	23
1968	Davis, Tommy	16	9	.563	38	14
1969	Davis, Tommy	10	3	.300	48	DNQ
1970	Gossett, Bruce	31	21	.677	48	5/3
1971	Gossett, Bruce	36	23	.639	48	9/5
1972	Gossett, Bruce	29	18	.621	50	15/6
1973	Gossett, Bruce	33	26	.788	54	1**/1
1974	Gossett, Bruce	24	11	.458	46	22/11
1975	Mike–Mayer, Steve	28	14	.500	54	22t/11
1976	Mike–Mayer, Steve	28	16	.571	45	16t/9
1977	Wersching, Ray	17	10	.588	50	15/5
1978	Wersching, Ray	23	15	.652	45	12/6
1979	Wersching, Ray	24	20	.833	47	2/1
1980	Wersching, Ray	19	15	.789	47	2/1
1981	Wersching, Ray	23	17	.739	48	5/4
1982	Wersching, Ray	17	12	.706	45	15/8
1983	Wersching, Ray	30	25	.833	52	5t/1t
1984	Wersching, Ray	35	25	.714	53	17/11
1985	Wersching, Ray	21	13	.619	45	22/11
1986	Wersching, Ray	35	25	.714	50	11t/5t
1987	Wersching, Ray	17	13	.765	45	12/6
1988	Cofer, Mike	38	27	.711	52	17/10
1989	Cofer, Mike	36	29	.806	47	4/2
1990	Cofer, Mike	36	24	.667	*56	26t/11t
1991	Cofer, Mike	28	14	.500	50	28/14
1992	Cofer, Mike	27	18	.667	46	21/11
1993	Cofer, Mike	26	16	.615	46	26/12
1994	Brien, Doug	20	15	.750	48	20/7
1995	Wilkins, Jeff	13	12	.923	40	DNQ
1996	Wilkins, Jeff	34	30	.882	49	4/3
1997	Anderson, Gary	36	29	.806	51	11/7
1998	Richey, Wade	27	18	.667	46	27t/13t
1999	Richey, Wade	23	21	.913	52	1**/1
2000	Richey, Wade	22	15	.682	47	28/14
2001	Cortez, Jose	25	18	.720	52	21/12
2002	Cortez, Jose	24	18	.750	45	26/13t
2003	Peterson, Todd	15	12	.800	48	DNQ
2004	Peterson, Todd	22	18	.818	51	15t/6t
2005	Nedney, Joe	28	26	.929	56	3/2



49ERS YEARLY STATISTICAL LEADERS

SCORING (BASED ON POINTS)

Year	Player	TD	PAT	FG	Pts	Rank
2005	Nedney, Joe	0	19	26	97	22t/8t
2006	Nedney, Joe	0	29	29	116	7t/4t
2007	Nedney, Joe	0	22	17	73	35/17
2008	Nedney, Joe	0	34	29	121	15/9
2009	Nedney, Joe	0	33	17	84	28t/14
2010	Nedney, Joe	0	17	11	50	65t/31t
2011	Akers, David	0	34	44	166	1/1
2012	Akers, David	0	44	29	131	9/5
2013	Dawson, Phil	0	44	32	140	6t/3
2014	Dawson, Phil	0	33	25	108	19/9
2015	Dawson, Phil	0	20	24	92	24/12
2016	Dawson, Phil	0	33	18	87	30/14
2017	Gould, Robbie	0	28	39	145	3/2
2018	Gould, Robbie	0	27	33	126	9/4
2019	Gould, Robbie	0	41	23	110	14/9

FIELD GOAL PERCENTAGE

Year	Player	Att	Made	Pct	Lg	Rank
2006	Nedney, Joe	35	29	.829	51	16/9
2007	Nedney, Joe	19	17	.895	50	5/1
2008	Nedney, Joe	33	29	.878	53	12/7
2009	Nedney, Joe	21	17	.810	51	21/9
2010	Reed, Jeff	10	9	.900	47	NA
2011	Akers, David	52	44	.846	55	14/7
2012	Akers, David	42	29	.690	63*	30/14
2013	Dawson, Phil	36	32	.889	56	14t/6t
2014	Dawson, Phil	31	25	.806	55	25/13
2015	Dawson, Phil	27	24	.889	54	10/7
2016	Dawson, Phil	21	18	.857	53	11/6
2017	Gould, Robbie	41	39	.951	52	2/2
2018	Gould, Robbie	34	33	.971**	53	1/1
2019	Gould, Robbie	31	23	.742	47	25/13

* LONGEST FIELD GOAL IN NFL THAT YEAR; ** LEADER BASED ON FIELD GOAL PCT OF KICKERS WITH 15-OR-MORE MADE; DNQ – DID NOT QUALIFY FOR THE LEAGUE MINIMUM



49ERS YEARLY STATISTICAL LEADERS

KICKOFF RETURNS (BASED ON AVG.) (MIN. 20 RETURNS)

YEAR	Player	No	Yds	Avg	Lg	TD	Rank
1946	Eshmont, Len	10	264	26.4	—	0	DNQ
1947	Eshmont, Len	9	177	19.7	—	0	DNQ
1948	Hall, Forrest	13	369	28.4	—	0	3
1949	Perry, Joe	14	337	24.1	—	0	5
1950	Cathcart, Sam	14	329	23.9	62	0	20
1951	Arenas, Joe	21	542	25.8	49	0	8
1952	McElhenny, Hugh	18	396	22.0	40	0	16
1953	Arenas, Joe	16	551	34.4	82	0	1
1954	Arenas, Joe	16	362	22.6	41	0	11
1955	Arenas, Joe	24	594	24.8	42	0	7
1956	Arenas, Joe	27	801	29.7	96t	1	2
1957	Arenas, Joe	24	657	27.4	64	0	2
1958	Smith, J.D.	15	356	23.7	39	0	8
1959	Lyles, Lenny	25	565	22.6	46	0	10
1960	Lyles, Lenny	17	526	30.9	97t	1	2
1961	Woodson, Abe	27	782	29.0	98t	1	3
1962	Woodson, Abe	37	1,157	31.3	79	0	1
1963	Woodson, Abe	29	935	32.2	103t	3	1
1964	Woodson, Abe	32	880	27.5	70	0	4
1965	Alexander, Kermit	32	741	23.2	46	0	20
1966	Alexander, Kermit	37	984	26.6	56	0	7
1967	Cunningham, Doug	31	826	26.6	94	0	5
1968	Alexander, Kermit	20	360	18.0	35	0	24
1969	Smith, Noland	14	310	22.1	60	0	DNQ
1970	Tucker, Bill	25	577	23.1	43	0	16/9
1971	Washington, Vic	33	858	26.0	74	0	12/8
1972	Washington, Vic	27	771	28.6	98t	1	4/3
1973	Washington, Vic	24	549	22.9	38	0	26/10
1974	Holmes, Mike	25	612	24.5	57	0	15/6
1975	Moore, Manfred	26	650	25.0	52	0	10/5
1976	Leonard, Anthony	26	553	21.3	39	0	29/13
1977	Hofer, Paul	36	871	24.2	48	0	12/7
1978	Williams, Dave	34	745	21.9	89t	1	23/8
1979	Owens, James	41	1,002	24.4	85t	1	5/3
1980	Owens, James	31	726	23.4	101t	1	4/3
1981	Lawrence, Amos	17	437	25.7	92t	1	3/2
1982	McLemore, Dana	16	353	22.1	45	0	18/9
1983	McLemore, Dana	30	576	19.2	39	0	30/14
1984	Monroe, Carl	27	561	20.8	44	0	19/9
1985	Monroe, Carl	28	717	25.6	95t	1	4/3
1986	Crawford, Derrick	15	280	18.7	34	0	DNQ
1987	Rodgers, Del	17	358	21.1	50	0	DNQ
1988	DuBose, Doug	32	608	19.0	44	0	27/11
1989	Flagler, Terrence	32	643	20.1	41	0	18/11
1990	Carter, Dexter	41	783	19.1	35	0	21/11
1991	Carter, Dexter	37	839	22.7	98t	1	5/3
1992	Logan, Marc	22	478	21.7	82	0	9/6
1993	Carter, Dexter	25	494	19.8	60	0	18/11
1994	Carter, Dexter	48	1,105	23.0	96t	1	15/11
1995	Carter, Dexter	23	522	22.7	46	0	DNQ
1996	Carter, Dexter	41	909	22.2	71	0	21/10
1997	Levy, Chuck	36	793	22.0	59	0	22/12
1998	Levy, Chuck	22	383	17.4	30	0	DNQ
1999	McQuarters, R.W.	26	568	21.8	37	0	DNQ
2000	Williams, Kevin	30	536	17.9	33	0	DNQ
2001	Sutherland, Vinny	50	1,140	22.8	65	0	19/11
2002	Williams, Jimmy	35	765	21.9	50	0	29/18
2003	Wilson, Cedrick	37	836	22.6	95t	1	16/10
2004	Robertson, Jamal	25	560	22.4	37	0	11/5
2005	Hicks, Maurice	34	689	20.3	40	0	36/18

PUNT RETURNS (BASED ON AVERAGE) (MIN. 10 RETURNS)

Year	Player	No	Yds	Avg	Lg	TD	Rank
1946	Casanega, Ken	18	248	13.8	—	0	DNQ
1947	Vetrano, Joe	12	137	11.4	—	0	DNQ
1948	Cason, Jim	22	309	14.0	—	0	DNQ
1949	Cason, Jim	21	351	16.7	—	0	DNQ
1950	Cathcart, Sam	16	185	11.6	29	0	10
1951	Arenas, Joe	21	272	13.0	51	0	6
1952	McElhenny, Hugh	20	284	14.2	94t	1	5
1953	McElhenny, Hugh	15	104	6.9	25	0	7
1954	Arenas, Joe	23	117	5.1	23	0	6
1955	Arenas, Joe	21	55	2.6	7	0	17
1956	Arenas, Joe	19	117	6.2	67t	1	8
1957	Arenas, Joe	25	80	3.2	26	0	13
1958	McElhenny, Hugh	24	93	3.9	18	0	16
1959	Woodson, Abe	15	143	9.5	65	0	6
1960	Woodson, Abe	13	174	13.4	48	0	1
1961	Woodson, Abe	16	172	10.8	80t	1	4
1962	Woodson, Abe	19	179	9.4	85t	1	4
1963	Woodson, Abe	13	95	7.3	13	0	13
1964	Alexander, Kermit	21	189	9.0	70t	1	8
1965	Alexander, Kermit	35	262	7.5	40	0	7
1966	Alexander, Kermit	30	198	6.6	44t	4	6
1967	Cunningham, Doug	27	249	9.2	57	0	3
1968	Alexander, Kermit	24	87	3.6	26	0	16
1969	Smith, Noland	10	46	4.6	18	0	19
1970	Taylor, Bruce	43	516	12.0	76	0	2/1
1971	Taylor, Bruce	34	235	6.9	38	0	15/6
1972	McGill, Ralph	22	219	10.0	33	0	4/3
1973	Taylor, Bruce	15	207	13.8	61	0	1/1
1974	McGill, Ralph	20	161	8.3	47	0	20/13
1975	McGill, Ralph	31	290	9.4	34	0	18/9
1976	Leonard, Anthony	35	293	8.4	60t	1	20/9
1977	Leonard, Anthony	22	154	7.0	19	0	30/13
1978	Steptoe, Jack	11	129	11.7	28	0	DNQ
1979	Solomon, Freddie	23	142	6.2	14	0	23/9
1980	Solomon, Freddie	27	298	11.0	57t	2	3/2
1981	Hicks, Dwight	19	171	9.0	39	0	DNQ
1982	McLemore, Dana	7	156	22.3	93t	1	DNQ
1983	McLemore, Dana	31	331	10.7	56t	1	6/2
1984	McLemore, Dana	45	521	11.6	79t	1	4/2
1985	McLemore, Dana	38	258	6.8	22	0	21/9
1986	Griffin, Don	38	377	9.9	76t	1	5/2
1987	McLemore, Dana	21	265	12.6	83t	1	2/2
1988	Taylor, John	44	556	12.6	95t	2	1/1
1989	Taylor, John	36	417	11.6	37	0	5/4
1990	Taylor, John	26	212	8.2	30	0	13/8
1991	Taylor, John	31	267	8.6	24	0	9/5
1992	Grant, Alan	29	249	8.6	46	0	12/6
1993	Carter, Dexter	34	411	12.1	72t	1	5/2
1994	Carter, Dexter	38	321	8.4	26	0	14/11
1995	Taylor, John	11	56	5.1	11	0	DNQ
1996	Carter, Dexter	36	317	8.8	52	0	18/9
1997	Uwaezuoke, Iheanyi	34	373	11.0	36	0	11/6
1998	McQuarters, R.W.	47	406	8.6	72t	1	19/10
1999	McQuarters, R.W.	18	90	5.0	32	0	DNQ
2000	Williams, Kevin	26	220	8.5	25	0	DNQ
2001	Sutherland, Vinny	21	147	7.0	19	0	DNQ
2002	Williams, Jimmy	20	336	16.8	89t	1	1/1
2003	Williams, Jimmy	35	240	6.9	20	0	26/11
2004	Battle, Arnaz	31	266	8.6	71t	1	15/6
2005	Amey, Fred	11	125	11.4	75t	1	DNQ



49ERS YEARLY STATISTICAL LEADERS

KICKOFF RETURNS (BASED ON AVG.) (MIN. 20 RETURNS)

YEAR	Player	No	Yds	Avg	Lg	TD	Rank
2006	Hicks, Maurice	57	1,428	25.1	64	0	12/4
2007	Hicks, Maurice	63	1,502	23.8	55	0	20/9
2008	Rossum, Allen	47	1,259	26.8	104t	1	6/3
2009	Robinson, Michael	18	414	23.0	40	0	DNQ
2010	Ginn Jr., Ted	47	992	21.1	61	0	33/17
2011	Ginn Jr., Ted	29	800	27.6	102t	1	3/2
2012	James, LaMichael	14	417	29.8	62	0	DNQ
2013	James, LaMichael	12	321	26.8	41	0	DNQ
2014	Ellington, Bruce	24	614	25.6	38	0	7/3
2015	Ellington, Bruce	26	665	25.6	40	0	9/7
2016	Shepherd, JaCorey	21	456	21.7	41	0	9/7
2017	Bolden Jr., Victor	19	396	20.8	34	0	DNQ
2018	James Jr., Richie	23	580	25.2	97t	1	7/2
2019	James Jr., Richie	20	428	21.4	81	0	10/5

*DNQ – Insufficient returns to qualify for NFL rankings

PUNT RETURNS (BASED ON AVERAGE) (MIN. 20 RETURNS)

Year	Player	No	Yds	Avg	Lg	TD	Rank
2006	Williams, Brandon	22	147	6.7	25	0	28/15
2007	Lewis, Michael	44	336	7.6	51	0	18/9
2008	Rossum, Allen	15	223	14.9	45	0	DNQ
2009	Battle, Arnaz	21	61	2.9	18	0	28/13
2010	Ginn Jr., Ted	24	321	13.4	78t	1	3/2
2011	Ginn Jr., Ted	38	466	12.3	55t	1	4/3
2012	Ginn Jr., Ted	32	326	10.2	38	0	11/3
2013	James, LaMichael	23	251	10.9	40	0	10t/6t
2014	Ellington, Bruce	23	188	8.2	23	0	13/7
2015	Ellington, Bruce	19	137	7.2	36	0	DNQ
2016	Kerley, Jeremy	21	158	7.5	26	0	16/9
2017	Taylor, Trent	30	281	9.4	39	0	10/6
2018	Taylor, Trent	10	78	7.8	18	0	DNQ
2019	James Jr., Richie	33	264	8.0	32	0	7t/3

*DNQ – Insufficient returns to qualify for NFL rankings



49ERS YEARLY STATISTICAL LEADERS

INTERCEPTIONS

Year	Player	No	Yds	Avg	Lg	TD	Rank
1946	Casanega, Ken	8	146	18.3	68	0	—
1947	Eshmont, Len	6	72	12.0	—	0	—
1948	Carr, Eddie	7	144	20.6	56	1	—
1949	Cason, Jim	9	152	19.9	—	0	—
1950	Powers, Jim	5	42	8.4	26	0	18t
1951	Wagner, Lowell	9	115	12.8	40	0	3t
1952	Wagner, Lowell	6	69	11.5	30	0	10t
1953	Berry, Rex	7	142	20.3	29	1	8t
1954	Berry, Rex	3	69	23.0	34t	1	29t
	Brown, Hardy	3	42	14.0	41t	1	29t
	Williams, Johnny	3	28	9.3	15	0	29t
	Arenas, Joe	3	26	8.7	26	0	29t
1955	Moegle, Dick	6	50	8.3	37	0	7t
1956	Moegle, Dick	6	75	12.5	31t	1	9t
1957	Moegle, Dick	8	107	13.4	40	0	6
1958	Ridlon, Jim	4	10	2.5	3	0	14t
1959	Baker, Dave	5	75	15.0	29	0	6t
1960	Baker, Dave	10	96	9.6	28	0	2t
1961	Baker, Dave	6	123	20.5	10	0	17t
1962	Woodson, Abe	2	31	15.5	31	0	92t
	Hazeltine, Matt	2	24	12.0	12	0	92t
	Pine, Ed	2	16	8.0	13	0	92t
	Mertens, Jerry	2	0	0	0	0	92t
1963	Alexander, Kermit	5	72	17.4	38	0	25t
1964	Alexander, Kermit	5	65	13.0	24	0	22t
1965	Johnson, Jimmy	6	47	7.8	26	0	8t
1966	Alexander, Kermit	4	73	18.3	55	0	32t
	Johnson, Jimmy	4	57	14.3	35t	1	32t
1967	Alexander, Kermit	5	72	14.4	48	0	21t
1968	Alexander, Kermit	9	155	17.2	66t	1	3
1969	Alexander, Kermit	5	39	7.8	22	0	15t
	Johnson, Jimmy	5	18	3.6	18	0	15t
1970	Taylor, Bruce	3	70	23.3	70	0	46t/23t
	Phillips, Mel	3	49	16.3	35t	1	46t/23t
	Nunley, Frank	3	42	14.0	24	0	46t/23t
	Taylor, Roosevelt	3	27	9.0	19	0	46t/23t
1971	Taylor, Bruce	3	68	22.7	49	0	58t/29t
	Johnson, Jimmy	3	16	5.3	10	0	58t/29t
	Taylor, Roosevelt	3	13	4.3	13	0	58t/29t
1972	Johnson, Jimmy	4	18	4.5	15	0	20t/7t
1973	Taylor, Bruce	6	30	5.0	22	0	4t/2t
1974	McGill, Ralph	5	71	14.2	45	0	13t/6t
1975	Taylor, Bruce	3	29	9.7	15	0	54t/26t
1976	Rhodes, Bruce	3	42	14.0	30	0	43t/24t
1977	Washington, Dave	2	68	34.0	50	0	91t/37t
	Phillips, Mel	2	23	11.5	23	0	91t/37t
1978	Crist, Chuck	6	59	26.5	32	0	10t/9t
1979	Hicks, Dwight	5	57	11.4	29	0	17t/8t
1980	Hicks, Dwight	4	73	18.3	44	0	39t/17t
	Churchman, Ricky	4	7	1.8	7	0	39t/17t
1981	Hicks, Dwight	9	239	26.6	72	1	3t/2t
1982	Hicks, Dwight	3	5	1.7	3	0	21t/8t
1983	Wright, Eric	7	164	23.4	60t	2	6t/4t
1984	Turner, Keena	4	51	12.8	21	0	33t/17t
	Lott, Ronnie	4	26	6.5	15	0	33t/17t

Year	Player	No	Yds	Avg	Lg	TD	Rank
1985	Lott, Ronnie	6	68	11.3	25	0	10t/3t
1986	Lott, Ronnie	10	134	13.4	57t	1	1/1
1987	Lott, Ronnie	5	62	12.4	34	0	7t/4t
	Griffin, Don	5	1	0.2	1	0	7t/4t
1988	McKyer, Tim	7	11	1.6	7	0	6t/5
1989	Lott, Ronnie	5	34	6.8	28	0	17t/9t
1990	Waymer, Dave	7	64	9.1	24	0	3t/2t
1991	Waymer, Dave	4	77	19.3	42	0	23t/13t
1992	Griffin, Don	5	4	0.8	2	0	15t/5t
1993	McGruder, Michael	5	89	17.8	37	1	14t/6t
1994	Hanks, Merton	7	93	13.3	38	0	4t/4t
1995	Drakeford, Tyronne	5	54	10.8	37	0	15t/10t
	Hanks, Merton	5	31	6.2	23	0	15t/10t
1996	Pope, Marquez	6	98	16.3	55t	1	4t/2t
1997	Hanks, Merton	6	103	17.2	55t	1	5t/3t
1998	Walker, Darnell	4	78	19.5	36	0	24t/11t
	Hanks, Merton	4	37	9.3	37	0	24t/11t
	Bronson, Zack	4	34	8.5	28	0	24t/11t
	McDonald, Tim	4	22	5.5	18	0	24t/11t
1999	Schulters, Lance	6	127	21.2	64t	1	6t/3t
2000	Bronson, Zack	3	75	25.0	43	0	46t/21t
	Montgomery, Monty	3	68	22.7	46t	1	46t/21t
2001	Bronson, Zack	7	165	23.6	97t	2	7t/4t
	Plummer, Ahmed	7	45	6.4	24	0	7t/4t
2002	Parrish, Tony	7	204	29.1	60	0	3t/2t
2003	Parrish, Tony	9	202	22.4	49	0	1t/1t
2004	Parrish, Tony	4	64	16.0	26	0	21t/10t
2005	Spencer, Shawntae	4	85	21.3	61t	1	19t/9t
	Adams, Mike	4	36	9.0	40t	1	19t/9t
2006	Harris, Walt	8	84	10.5	42	1	3t/1t
2007	Clements, Nate	4	74	18.5	62	0	23t/11t
	Harris, Walt	4	42	10.5	23	0	23t/11t
2008	Harris, Walt	3	25	8.3	24	0	30t/13t
	Spikes, Takeo	3	14	4.7	13	0	30t/13t
2009	Goldson, Dashon	4	39	9.8	34	0	23t/14t
2010	Clements, Nate	3	46	15.3	39	0	31t/21t
	Spikes, Takeo	3	9	3.0	6	0	31t/21t
	Spencer, Shawntae	3	0	0.0	0	0	31t/21t
2011	Goldson, Dashon	6	53	8.8	21	0	4t/2t
	Rogers, Carlos	6	106	17.7	31t	1	4t/2t
2012	Goldson, Dashon	3	21	7.0	20	0	29t/17t
2013	Brock, Tramaine	5	82	16.4	41	1	5t/5t
2014	Cox, Perrish	5	12	2.4	10	0	3t/2t
2015	Acker, Kenneth	3	45	15.0	45	0	24t/10t
	Brock, Tramaine	3	26	8.7	26	0	24t/10t
2016	Hodges, Gerald	2	27	13.5	21	0	47t/23t
2017	Armstrong, Ray-Ray	2	29	14.5	29	0	53t/28t
	Reid, Eric	2	0	0.0	0	0	53t/28t
	Witherspoon, A.	2	42	21.0	23	0	53t/28t
2018	Exum Jr., Antone	1	32	32.0	32	1	99t/46t
	Tartt, Jaquiski	1	23	23.0	23	0	99t/46t
2019	Sherman, Richard	3	65	21.7	31t	1	20t/7t



49ERS YEARLY STATISTICAL LEADERS

ALL-PURPOSE YARDS (SINCE 1950)

Year	Player	Rush		Rec		Off	Punt Ret		Kick Ret		Ret Yds	Def Yds	Tot
		No	Yds	No	Yds		No	Yds	No	Yds			
1950	Perry, Joe	124	647	13	69	716	0	0	12	223	0	0	939
1951	Perry, Joe	136	677	18	167	844	0	0	1	32	0	0	876
1952	McElhenny, Hugh	98	684	26	367	1,051	20	284	20	284	680	0	1,731
1953	McElhenny, Hugh	112	503	30	474	977	15	104	15	368	472	0	1,449
1954	Perry, Joe	173	1,049	26	203	1,252	0	0	0	0	0	0	1,252
1955	Wilson, Billy	0	0	53	831	831	0	0	0	0	0	0	831
1956	McElhenny, Hugh	185	916	16	193	1,109	15	38	13	300	338	0	1,447
1957	McElhenny, Hugh	102	478	37	458	936	0	0	0	0	0	0	936
1958	Perry, Joe	125	758	23	218	976	0	0	0	0	0	0	976
1959	Smith, J.D.	207	1,036	13	133	1,169	0	0	0	0	0	0	1,169
1960	Smith, J.D.	174	780	36	181	961	0	0	0	0	0	0	961
1961	Smith, J.D.	167	823	28	343	1,166	0	0	0	0	0	0	1,166
1962	Woodson, Abe	0	0	0	0	0	19	179	37	1,157	1,336	0	1,336
1963	Woodson, Abe	0	0	0	0	0	13	95	29	935	1,030	0	1,030
1964	Woodson, Abe	0	0	0	0	0	22	133	32	880	1,013	0	1,013
1965	Parks, Dave	0	0	80	1,344	1,344	0	0	0	0	0	0	1,344
1966	Alexander, Kermit	0	0	0	0	0	30	198	37	984	1,182	0	1,182
1967	Cunningham, Doug	0	0	0	0	0	27	249	31	826	1,075	0	1,075
1968	Willard, Ken	227	967	36	232	1,199	0	0	0	0	0	0	1,199
1969	Cunningham, Doug	147	541	51	484	1,025	0	0	0	0	0	0	1,025
1970	Washington, Gene	0	0	53	1,100	1,100	0	0	0	0	0	0	1,100
1971	Washington, Vic	191	811	36	317	1,128	0	0	33	858	858	0	1,986
1972	Washington, Vic	141	468	43	393	861	0	0	27	771	771	0	1,632
1973	McGill, Ralph	0	0	0	0	0	22	186	17	374	560	0	560
1974	Jackson, Wilbur	174	705	23	190	895	0	0	0	0	0	0	895
1975	Williams, Delvin	117	631	34	370	1,001	0	0	0	0	0	0	1,001
1976	Williams, Delvin	248	1,203	27	283	1,486	0	0	0	0	0	0	1,486
1977	Williams, Delvin	268	931	20	179	1,110	0	0	0	0	0	0	1,110
1978	Williams, Dave	0	0	0	0	0	0	0	34	745	745	0	745
1979	Hofer, Paul	123	615	58	662	1,277	0	0	0	0	0	0	1,277
1980	Cooper, Earl	171	720	83	567	1,287	0	0	0	0	0	0	1,287
1981	Clark, Dwight	3	32	85	1,105	1,137	0	0	0	0	0	0	1,137
1982	Clark, Dwight	0	0	60	913	913	0	0	0	0	0	0	913
1983	Craig, Roger	176	725	48	427	1,152	0	0	0	0	0	0	1,152
1984	Tyler, Wendell	246	1,262	28	230	1,492	0	0	0	0	0	0	1,492
1985	Craig, Roger	214	1,050	92	1,016	2,066	0	0	0	0	0	0	2,066
1986	Rice, Jerry	10	72	86	1,570	1,642	0	0	0	0	0	0	1,642
1987	Craig, Roger	215	815	66	492	1,307	0	0	0	0	0	0	1,307
1988	Craig, Roger	310	1,502	76	534	2,036	0	0	0	0	0	0	2,036
1989	Taylor, John	1	6	60	1,077	1,083	36	417	2	51	468	0	1,551
1990	Rice, Jerry	2	0	100	1,502	1,502	0	0	0	0	0	0	1,502
1991	Rice, Jerry	1	2	80	1,206	1,208	0	0	0	0	0	0	1,208
1992	Watters, Ricky	206	1,013	43	405	1,418	0	0	0	0	0	0	1,418
1993	Rice, Jerry	3	69	98	1,503	1,572	0	0	0	0	0	0	1,572
1994	Watters, Ricky	239	877	66	719	1,596	0	0	0	0	0	0	1,596
1995	Rice, Jerry	5	36	122	1,848	1,884	0	0	0	0	0	0	1,884
1996	Rice, Jerry	11	77	108	1,254	1,331	0	0	0	0	0	0	1,331
1997	Hearst, Garrison	234	1,019	21	194	1,213	0	0	0	0	0	0	1,213
1998	Hearst, Garrison	310	1,570	39	535	2,105	0	0	0	0	0	0	2,105
1999	Garner, Charlie	241	1,229	56	535	1,764	0	0	0	0	0	0	1,764
2000	Garner, Charlie	258	1,142	68	647	1,789	0	0	0	0	0	0	1,789
2001	Hearst, Garrison	252	1,206	41	347	1,553	0	0	0	0	0	0	1,553
2002	Owens, Terrell	7	79	100	1,300	1,379	0	0	0	0	0	0	1,379
2003	Barlow, Kevan	201	1,024	35	307	1,331	0	0	0	0	0	0	1,331
2004	Barlow, Kevan	244	822	35	212	1,034	0	0	0	0	0	0	1,034
2005	Hicks, Maurice	59	308	3	12	320	0	0	34	689	689	0	1,009
2006	Gore, Frank	312	1,695	61	485	2,180	0	0	0	0	0	0	2,180
2007	Gore, Frank	260	1,102	53	436	1,538	0	0	0	0	0	0	1,538
2008	Rossum, Allen	1	1	1	4	5	15	223	47	1,259	1,482	0	1,487
2009	Gore, Frank	229	1,120	52	406	1,526	0	0	0	0	0	0	1,526
2010	Ginn Jr., Ted	2	11	12	163	174	24	321	47	992	1,313	0	1,487
2011	Gore, Frank	282	1,211	17	114	1,325	0	0	0	0	0	0	1,325
2012	Gore, Frank	258	1,214	28	234	1,448	0	0	0	0	0	0	1,448
2013	Gore, Frank	292	1,128	16	141	1,269	0	0	0	0	0	0	1,269
2014	Gore, Frank	255	1,106	11	111	1,217	0	0	0	0	0	0	1,217
2015	Boldin, Anquan	0	0	69	789	789	0	0	0	0	0	0	789
2016	Hyde, Carlos	217	988	27	163	1,151	0	0	0	0	0	0	1,151
2017	Hyde, Carlos	240	938	59	350	1,288	0	0	0	0	0	0	1,288
2018	Kittle, George	1	10	88	1,377	1,387	0	0	0	0	0	0	1,387
2019	Kittle, George	5	22	85	1,053	1,075	0	0	0	0	0	0	1,075



BEST PERFORMANCES VS. 49ERS

SCORING

Points

36 Gale Sayers, at Chi. (12/12/65)

Touchdowns

6 Gale Sayers, at Chi. (12/12/65)

PATs

8 Rafael Septien, at Dal. (10/12/80)

8 Paige Cothren, vs. LA Rams (10/5/58)

PAT Attempts

8 Rafael Septien, at Dal. (10/12/80)

8 Paige Cothren, vs. LA Rams (10/5/58)

Field Goals

6 Neil Rackers, at Arz. in Mexico City (10/2/05)

5 Morten Andersen, at Atl. (9/3/00)

5 Chris Jacke, at GB (10/14/96)

5 Morten Andersen, at NO (10/25/87)

5 Lou Michaels, at Bal. (9/25/66)

Field Goal Attempts

7 Morten Andersen, at NO (10/25/87)

Long Field Goal

59 Graham Gano, at Was. (11/6/11)

59 Morten Andersen, at Atl. (12/24/95)

56 Al Del Greco, at Hou. (10/27/96)

55 John Kasay, at Car. (10/24/10)

54 Josh Brown, at StL (1/3/10)

54 Jan Stenerud, vs. KC (12/6/71)

RUSHING

Attempts

35 Clinton Portis, vs. Was. (12/18/04)

Marcel Shipp, at Arz. (10/26/03)

32 Calvin Hill, at Dal. (11/10/74)

Steven Jackson, at StL Rams (12/21/08)

Yards

209 Thomas Rawls, at Sea. (11/22/15), 30 att.

192 Erric Pegram, vs. Atl. (9/19/93), 27 att.

181 Willie Galimore, vs. Chi. (9/16/62), 22 att.

175 Barry Sanders, vs. Det. (12/23/96), 28 att.

174 Rudi Johnson, at Cin. (12/14/03), 21 att.

174 Leroy Kelly, vs. Cle. (11/3/68), 27 att.

Touchdowns

4 LaDainian Tomlinson, vs. SD (10/15/06)

Gale Sayers, at Chi. (12/12/65)

Rick Casares, vs. Chi. (10/28/56)

Long

84t Chester Taylor, vs. Min. (12/9/07)

PASSING

Attempts

65 Tom Brady, at NE (12/16/12)

61 Brett Favre, at GB (10/14/96)

60 Richard Todd, at NYJ (9/21/80)

58 Glenn Foley, vs. NYJ (9/6/98)

58 Jay Schroeder, at Was. (12/1/85)

Completions

42 Richard Todd, at NYJ (9/21/80)

41 Eli Manning, at NYG (10/11/15)

37 Matt Ryan, vs. Atl. (12/23/13)

36 Tom Brady, at NE (12/16/12)

35 Dieter Brock, at LA Rams (10/27/85)

Yards

484 Kurt Warner, at Arz. (11/25/07)

471 Brad Johnson, vs. Was. (12/26/99)

460 Don Meredith, vs. Dal. (11/10/63)

447 Richard Todd, at NYJ (9/21/80)

444 Dan Fouts, vs. SD (12/11/82)

Touchdowns

5 Drew Brees, at NO (12/8/19)

5 Donovan McNabb, at Phi. (9/18/05)

5 Kurt Warner, at StL (10/10/99)

5 Vince Ferragamo, at LA Rams (10/23/83)

5 Dan Fouts, vs. SD (12/11/82)

Interceptions

7 Steve DeBerg, at TB (9/7/86)

6 Steve Grogan, vs. NE (11/30/80)

Long

96t Tobin Rote to Billy Grimes, vs. GB (12/10/50)

Times Sacked

10 Phil Simms, vs. NYG (11/23/80)

10 James Harris, at LA Rams (10/11/76)

10 Bill Munson, vs. LA Rams (12/6/64)

RECEIVING

Receptions

17 Clark Gaines, at NYJ (9/21/80)

14 Roy Helu Jr. at Was. (11/6/11)

13 Julio Jones, vs. Atl. (12/15/19)

12 Roddy White, vs. Atl. (12/23/13)

12 Reggie Wayne, at Ind. (11/1/09)

12 Tim Hightower, at Ari. (9/13/09)

12 Cris Carter, vs. Min. (12/18/95)

12 Michael Irvin, at Dal. (10/17/93)

Yards

220 Don Beebe, at GB (10/14/96)

214 Harlon Hill, vs. Chi. (10/31/54)

213 Terrell Owens, at Dal. (11/23/08)

210 Roddy White, vs. Atl. (10/11/09)

202 Paul Flatley, vs. Min. (10/24/65)

Touchdowns

4 Isaac Bruce, at StL (10/10/99)

4 Ahmad Rashad, at Min. (9/2/79)

4 Harlon Hill, vs. Chi. (10/31/54)

Long

96t Billy Grimes, vs. GB (12/10/50)

INTERCEPTIONS

Interceptions

3 Bill Simpson, vs. LA Rams (11/20/77)

3 Gene Howard, at LA Rams (11/21/71)

3 Roy Winston, vs. Min. (10/25/64)

3 Jerry Richardson, at LAN (10/18/64)

3 Donald Doll, at Det. (10/8/50)

Yards

107 Aaron Martin, at LA Rams (10/18/64)

101 Tom Pridemore, at Atl. (9/20/81)

Long

101t Tom Pridemore, at Atl. (9/20/81)

SACKS

Sacks

4.5 Kevin Greene, vs. LA Rams (12/18/88)

4.0 Aaron Donald, vs. LA Rams (10/21/18)

3.5 Michael Bennett, at Sea. (11/22/15)

PUNTING

Punts

12 Wilbur Summers, vs. Det. (10/23/77)

12 Rusty Jackson, vs. LA Rams (11/21/76)

Average

58.5 Reggie Roby, at Mia. (9/28/86) (min. 4 pts)

Long

90 Don Chandler, at GB (10/10/65)

PUNT RETURNS

Returns

8 Rolland Lawrence, vs. Atl. (10/9/77)

7 Nate Burleson, at Sea. (12/6/09)

7 Alvin Pearman, at Jac. (12/18/05)

7 J.T. Smith, at Phx. (11/6/88)

7 Robbie Martin, vs. Ind. (10/5/86)

7 LeRoy Irvin, vs. LA Rams (10/25/81)

7 Roland Lawrence, vs. Atl. (10/23/76)

Yards

184 Tom Watkins, at Det. (10/6/63)

Long

90t Tom Watkins, at Det. (10/6/63)

KICKOFF RETURNS

Returns

9 Ahmad Merritt, vs. Chi. (9/7/03)

9 Eric Metcalf, vs. Atl. (9/29/96)

Yards

222 Leon Washington, vs. Sea. (12/12/10)

208 Ron Smith, at Chi. (11/19/72)

Long

101 Percy Harvin, at Min. (9/27/09)

101 Mel Gray, vs. NO (9/21/86)



49ERS SINGLE-SEASON TEAM RECORDS

SCORING

Most Points Scored

505 (1994, 16 games)
479 (2019, 16 games)
479 (1998, 16 games)

Highest Average

31.6 (1994, 16 games)
31.0 (1953, 12 games)
30.6 (1987, 15 games)

Fewest Points Scored

198 (1963, 14 games)
208 (1960, 12 games)
209 (1982, 9 games)
213 (1950, 12 games)

Lowest Average

13.7 (2007, 16 games)
13.7 (1978, 16 games)
14.1 (1963, 14 games)

TOUCHDOWNS

Most Scored

66 (1994, 16 games)
61 (1998, 16 games)
(1993, 16 games)
59 (1987, 16 games)

Fewest Scored

21 (1960, 12 games)
23 (2005, 16 games)

Most Allowed

56 (2016, 16 games)
54 (2004, 16 games)
(1979, 16 games)
53 (1999, 16 games)

Fewest Allowed

23 (2011, 16 games)
23 (1971, 14 games)
24 (1984, 16 games)
24 (1982, 9 games)
24 (1951, 12 games)

Most by Rushing Allowed

25 (2016, 16 games)
24 (1979, 16 games)
(1955, 12 games)
23 (1956, 12 games)

Most by Passing Allowed

36 (1999, 16 games)
35 (2018, 16 games)
30 (2016, 16 games)
29 (1980, 16 games)

KICKING

Most Field Goals Made

44 (2011, 16 games)
39 (2017, 16 games)
33 (2018, 16 games)
32 (2013, 16 games)
30 (2019, 16 games)
30 (1996, 16 games)

Most PATs Made

60 (1994, 16 games)
59 (1993, 16 games)
56 (1984, 16 games)

RUSHING

Most Attempts

585 (1978, 16 games)
576 (1976, 14 games)
564 (1977, 14 games)

Most Yards Gained

2,544 (1998, 16 games)
2,523 (1988, 16 games)
2,498 (1954, 12 games)

Highest Average

5.7 (1954, 12 games)
5.2 (1998, 16 games)
5.1 (2012, 16 games)

Most Touchdowns

28 (1954, 12 games)
27 (1961, 14 games)
26 (1993, 16 games)
26 (1953, 12 games)

PASSING

Most Attempts

644 (1995, 16 games)
607 (2017, 16 games)
602 (1979, 16 games)
597 (1980, 16 games)
583 (2000, 16 games)
583 (1990, 16 games)

Most Completions

432 (1995, 16 games)
366 (2000, 16 games)
363 (1980, 16 games)
362 (2017, 16 games)
361 (1979, 16 games)

Highest Completion Pct.

70.3 (1994, 16 games)
70.2 (1989, 16 games)
69.2 (2019, 16 games)
67.6 (1993, 16 games)
67.1 (1995, 16 games)

Most Yds Gained (Gross)

4,779 (1995, 16 games)
4,584 (1989, 16 games)
4,510 (1998, 16 games)
4,480 (1993, 16 games)
4,400 (2000, 16 games)

Most Touchdowns

44 (1987, 15 games)
41 (1998, 16 games)
37 (1994, 16 games)
35 (1965, 14 games)
35 (1989, 16 games)

Highest Avg. Gain Per Att.

9.49 (1989, 16 games)
8.84 (1961, 14 games)
8.55 (1993, 16 games)

TOTAL NET YARDS

Most Yards Gained

6,800 (1998, 16 games)
6,435 (1993, 16 games)
6,366 (1984, 16 games)
6,268 (1989, 16 games)
6,195 (1992, 16 games)

FIRST DOWNS

Most First Downs

381 (1998, 16 games)
372 (1993, 16 games)
362 (1994, 16 games)
357 (1987, 15 games)
356 (1984, 16 games)

Most by Rushing

141 (2002, 16 games)
141 (1988, 16 games)
138 (1984, 16 games)

Most by Passing

231 (1995, 16 games)
223 (1998, 16 games)
213 (1986, 16 games)

Most by Penalty

45 (2018, 16 games)
34 (2014, 16 games)
34 (1978, 16 games)
31 (2019, 16 games)
31 (2011, 16 games)

FUMBLES

Most Opp. Fumbles Recovered

27 (1978, 16 games)
22 (1959, 12 games)
21 (1981, 16 games)
21 (1950, 12 games)

INTERCEPTIONS

Most Thrown

36 (1978, 16 games)
29 (1958, 12 games)
28 (1974, 14 games)
28 (1955, 12 games)

Most Intercepted

39 (1986, 16 games)
33 (1951, 12 games)
27 (1981, 16 games)

PENALTIES

Most Penalties

134 (2000, 16 games)
133 (1998, 16 games)
123 (2017, 16 games)

Most Yards Penalized

1,156 (1998, 16 games)
1,135 (2000, 16 games)
1,045 (1999, 16 games)

QUARTERBACK SACKS*

Most Sacks Recorded

60 (1985, 16 games)
57 (1983, 16 games)
54 (1997, 16 games)

Most Sacks Allowed

55 (2008, 16 games)
55 (2007, 16 games)
53 (1998, 16 games)

Fewest Sacks Allowed

20 (1982, 9 games)
22 (2002, 16 games)
24 (1991, 16 games)

*Since 1982

Best Season, Win Percentage

.938 – 1984

Best Season, Win Total

Won 15, Lost 1 – 1984

Worst Season, Win Percentage

.125 – 1978, 1979, 2004, 2016

Longest Winning Streak

15 – 11/27/89 to 11/18/90

Longest Winning Streak at Home

19 – 12/23/96 to 10/3/99

Longest Losing Streak at Home

11 – 10/2/16 to 11/5/17

Longest Winning Streak on Road

18 – 11/27/88 to 12/30/90

Longest Losing Streak on Road

18 – 12/4/77 to 12/16/79

Longest Losing Streak

13 – 9/18/16 to 12/18/16

Most Consecutive Wins to Start Season

10 – 1990

Most Consecutive Wins to End Season

9 – 1984

Most Consecutive Losses to Start Season

9 – 2017

Most Consecutive Losses to End Season

5 – 1963

Total Shutouts by 49ers

30 – Last vs. LA (9/12/16)

Most Shutouts in a Season

3 – 2001

Most Consecutive Games Scored Points

420 – 10/16/77 to 9/19/04

Largest Comeback Victory

38–35 (OT) victory vs. New Orleans at Candlestick Park, December 7, 1980 (came back from 35–7 deficit in 2nd qtr.)



49ERS SINGLE-GAME TEAM RECORDS

SCORING

Most Points Scored

56 vs. Atl. (10/18/92)
 55 at Det. (12/19/93)
 52 vs. Chi. (12/23/91)
 52 vs. Chi. (12/19/65)
 51 vs. Min. (12/8/84)
 51 vs. Car. (10/27/19)

Most Points Allowed

61 at Chi. (12/12/65)
 59 at Dal. (10/12/80)
 56 vs. LAN (11/9/58)

Most Points by Both Teams

94 49ers 48, Saints 46 (at NO), 12/8/19
 83 49ers 41, Vikings 42 (at SF), 10/24/65
 81 49ers 20, Bears 61 (at Chi.), 12/12/65

Most Points Scored in 1st Quarter

27 vs. GB (12/7/58)
 21 (Several times) Last: vs. Min. (12/18/95)

Most Points Allowed in 1st Quarter

24 at Chi. (10/29/06)

Most Points Scored in 2nd Quarter

28 at Min. (9/8/83)
 28 vs. LA Rams (10/28/51)
 24 (Several times) Last: vs. Atl. (12/4/94)

Most Points Allowed in 2nd Quarter

28 at Min. (9/29/63)
 27 at NYG (10/14/79)

Most Points Scored in 1st Half

42 vs. Atl. (10/18/92)
 41 at Min. (9/8/83)
 38 vs. LA Rams (10/28/51)

Most Points Allowed in 1st Half

41 at Chi. (10/29/06)
 38 at Dal. (10/12/80)

Most Points Scored in 3rd Quarter

21 vs. Arz. (1/2/11)
 21 at NO (9/4/88)
 21 at StL (9/18/83)
 21 vs. Hou. (12/13/81)
 21 vs. NO (10/21/73)

Most Points Allowed in 3rd Quarter

24 vs. StL (10/6/74)
 21 (Several times) Last: at Den. (10/19/14)

Most Points Scored in 4th Quarter

28 vs. Chi. (12/22/91)
 28 at Phi. (9/24/89)
 28 at LA Rams (10/23/83)

Most Points Allowed in 4th Quarter

28 at StL (12/30/02)
 24 at NE (12/16/12)
 23 vs. Phi. (10/12/08)

Most Points Scored in 2nd Half

35 vs. Atl. (9/15/85)
 31 at LA Rams (10/23/83)
 30 vs. NO (10/21/73)

Most Points Allowed in 2nd Half

36 at NO (11/23/69)
 35 at Jac. (9/12/99)

Most Decisive Victory

49 49ers 49 at Lions 0, 10/1/61

Most Decisive Loss

45 Cowboys 59 vs. 49ers 14, 10/12/80

TOUCHDOWNS

Most Scored

8 vs. Atl. (10/18/92)
 7 vs. Car. (10/27/19)
 7 vs. Arz. (12/7/03)
 7 at Det. (12/19/93)
 7 vs. Chi. (12/23/91)
 7 vs. LA Rams (12/27/87)
 7 at Atl. (10/29/72)
 7 vs. Chi. (9/19/65)
 7 at Det. (10/1/61)
 7 vs. GB (12/7/58)
 7 vs. Dal. Texans (10/26/52)

Most Allowed

9 at Chi. (12/12/65)
 8 at Dal. (10/12/80)
 8 at LA Rams (11/9/58)

Most Scored by Rushing

6 at Det. (10/1/61)

Most Allowed by Rushing

5 at Chi. (12/12/65)
 5 vs. Chi. (10/28/56)
 5 vs. Cle. (10/2/55)

Most Scored by Passing

6 at Atl. (10/14/90)

Most Allowed by Passing

5 (7 times) Last: at NO (12/8/19)

KICKING

Most Field Goals Made

6 vs. Ten. (12/17/17)
 6 vs. Atl. (9/29/96)
 6 at NO (10/16/83)

Most Field Goals Allowed

6 vs. Arz. (10/2/05), Mex. City

NET YARDS

Most Yards Gained

621 vs. Buf. (10/7/12) (311 rush, 310 pass)
 598 vs. Buf. (9/13/92) (159 rush, 439 pass)
 597 vs. Bal. (12/13/53) (252 rush, 345 pass)
 590 vs. Atl. (10/18/92) (191 rush, 399 pass)

Most Yards Allowed

584 at Chi. (12/12/65) (183 rush, 401 pass)
 583 at Phi. (9/18/05) (140 rush, 443 pass)
 577 vs. LA Rams (11/9/58) (324 rush, 253 pass)

Fewest Yards Gained

61 at Det. (10/6/63) (71 rush, -10 pass)
 81 vs. GB (12/10/60) (71 rush, 10 pass)
 88 vs. LA Rams (11/21/76) (70 rush, 18 pass)

Fewest Yards Allowed

44 vs. Atl. (10/23/76) (83 rush, -39 pass)
 65 at Det. (10/12/52) (40 rush, 25 pass)
 82 vs. NO (10/21/73) (97 rush, -15 pass)

FIRST DOWNS

Most First Downs

36 vs. Ind. (10/18/98)
 33 vs. Hou. (11/8/87)
 32 vs. LA Rams (11/20/94)

Most First Downs Allowed

32 at NE (12/16/12)
 32 at StL (9/17/00)

Fewest First Downs

3 vs. Bal. (11/22/59)
 5 at Bal. (10/13/63)

Fewest First Downs Allowed

2 vs. NO (10/21/73)
 4 at Det. (10/12/52)

Most by Rushing

21 vs. Det. (12/14/98)
 20 at Min. (10/15/61)

Fewest by Rushing

0 at Min. (12/14/69)
 0 at Bal. (10/13/63)

Most Allowed by Rushing

19 at GB (10/11/59)

Fewest Allowed by Rushing

0 (8 times) Last: at StL (9/26/13)

Most by Passing

24 at Cin. (12/5/99)
 24 at Atl. (10/14/90)

Most Allowed by Passing

25 at NYJ (9/21/80)
 23 vs. Dal. (11/10/63)

Fewest by Passing

1 (6 times) Last: vs. TB (10/30/05)

Fewest Allowed by Passing

0 vs. NO (10/21/73)
 0 vs. LA Rams (10/10/71)

Most by Penalty

8 at NO (10/11/98)

Most Allowed by Penalty

8 vs. Oak. (10/8/00)

RUSHING

Most Attempts

59 at Min. (12/4/77)
 56 vs. Det. (10/25/63)
 56 at GB (Milw.) (10/10/54)
 56 vs. Bal. (10/29/50)

Most Attempts Allowed

62 at Chi. (11/19/50)
 59 at Dal. (10/12/80)

Fewest Attempts

10 at GB (11/22/09)

Most Yards Gained

355 vs. SD (12/20/14)
 328 vs. Det. (12/14/98)
 324 at Min. (10/15/61)

Most Yards Allowed

324 at LA Rams (11/9/58)

Fewest Yards Gained

5 vs. Hou. (12/7/75)
 12 at Min. (12/14/69)

Fewest Yards Allowed

7 at Arz. (10/29/12)
 7 at NO (10/1/72)



49ERS SINGLE-GAME TEAM RECORDS

PASSING

Most Attempts

63 vs. Phi. (11/25/02)
60 at Was. (12/17/86)
57 vs. Arz. (10/10/04)
57 at Atl. (10/6/85)

Most Attempts Allowed

65 at NE (12/16/12)
61 at GB (10/14/96)
60 at NYJ (9/21/80)
58 vs. NYJ (9/6/98)
58 at Mia. (9/28/86)
58 at Was. (12/1/85)

Fewest Attempts

8 vs. NO (11/27/77)
8 vs. Min. (11/29/76)
12 at Atl. (11/6/77)
12 at GB (9/12/76)
12 vs. LAN (10/28/51)

Fewest Attempts Allowed

4 vs. NO (10/15/78)
6 at NYG (10/16/77)
7 at NO (11/13/77)

Most Completions

38 vs. Arz. (10/10/04)
37 at Atl. (10/6/85)
36 at Dal. (12/8/02)
36 vs. Phi. (11/25/02)
36 vs. Chi. (12/17/00)

Most Completions Allowed

42 at NYJ (11/21/80)
41 at NYG (10/11/15)
37 vs. Atl. (12/23/13)
36 at NE (12/16/12)
35 at Arz. (11/25/07)
35 at LA Rams (10/27/85)
35 at Mia. (9/28/86)

Fewest Completions

1 at Chi. (11/13/05)
3 vs. Min. (11/29/76)
4 vs. Pit. (9/19/77)

Fewest Completions Allowed

2 vs. NO (10/15/78)
2 at NYG (10/16/77)
2 vs. LA Rams (10/10/71)

Most Yards Gained (gross)

488 at LA Rams (11/29/93)
476 at Atl. (10/14/90)
458 at LA Rams (12/11/89)

Most Yards Allowed (gross)

486 at Arz. (11/25/07)
471 vs. Was. (12/26/99)
460 vs. Dal. (11/10/63)

Fewest Yards Gained (gross)

28 at Chi. (11/13/05)
32 vs. Min. (11/29/76)
33 at LAN (11/4/51)
34 vs. GB (12/10/60)

Fewest Yards Allowed (gross)

13 vs. Chi. (9/16/62)
13 vs. LA Rams (10/10/71)
17 vs. NO (10/21/73)
31 vs. NO (10/15/78)

PENALTIES

Most Penalties

22 at Buf. (10/4/98)
16 at Atl. (1/3/00)
15 at Det. (10/16/11)
15 vs. Car. (12/8/96)
15 at Was. (11/17/86)

Most Penalties by Opponent

17 at Atl. (11/5/78)

Fewest Penalties

0 (3 times) Last: at NO (1/6/02)

Fewest Penalties by Opponent

0 (5 times) Last: at Bal. (10/26/69)

Most Yards Penalized

178 at Buf. (10/4/98)
177 at LA Rams (9/18/94)
168 at StL (10/24/71)

Most Yards Opponent Penalized

165 at Min. (10/13/66)
136 at LA Rams (10/8/78)
135 vs. StL (11/14/10)
133 vs. Cin. (10/1/78)

Fewest Yards Penalized

0 (3 times) Last: at NO (1/6/02)

Fewest Yards Opponent Penalized

0 (5 times) Last: at Bal. (10/26/69)

FUMBLES

Most Committed

10 at Det. (12/17/78)

Most Lost

6 at Min. (10/15/61)
6 at Cle. (11/12/50)

Most Committed by Opponent

8 vs. Min. (10/24/65)
8 at NYG (12/1/57)

Most Lost by Opponent

6 at NYG (12/1/57)

INTERCEPTIONS

Most Intercepted

7 at TB (9/7/86)
6 vs. NO (9/14/97)
6 vs. NE (11/30/80)
6 at Chi. (10/17/54)
6 vs. LA Rams (10/28/51)

Most Thrown

7 at LA Rams (10/18/64)
6 vs. Bal. (12/5/59)
6 at Det. (11/4/73)

Most Interception Yards

171 vs. StL (11/26/95)
163 at GB (10/26/86)

Most Interception Yards By Opponent

314 at LA Rams (10/18/64)
147 vs. Was. (12/18/04)

TURNOVERS

Most Forced by Defense

9 at Oak. (12/20/70), 4 FRs, 5 INTs
8 vs. NO (9/14/97), 2 FRs, 6 INTs
8 vs. Cin. (10/1/78), 3 FRs, 5 INTs
8 at Chi. (10/17/54), 2 FRs, 6 INTs

Most Committed

10 at Dal. (10/12/80), 5 FRs, 5 INTs
9 at Cle. (11/12/50), 6 FRs, 3 INTs

PUNTS

Most Punts

11 vs. LA Rams (11/21/76)
11 at Chi. (10/17/54)

Most Punts by Opponent

12 vs. Det. (10/23/77)
12 vs. LA Rams (11/21/76)

Fewest Punts

0 (7 times) Last at Det. (12/19/93)

Fewest Punts by Opponent

0 (2 times) Last: at NO (10/20/02)

PUNT RETURNS

Most Punt Returns

9 vs. NO (10/17/76)
9 at Atl. (10/29/72)
8 (6 times) Last: vs. StL (11/21/82)

Most Punt Returns by Opponent

9 at Det. (10/6/63)
9 vs. Atl. (10/9/77)

Most Punt Return Yards

146 vs. Phi. (9/27/59)
141 vs. NO (10/17/76)
137 vs. LAN (1/2/83)

Most Punt Return Yards by Opponent

231 at Det. (10/6/63)
166 vs. LA Rams (10/25/81)

KICKOFF RETURNS

Most Kickoff Returns

10 vs. SD (10/15/06)
9 (6 times): Last vs. Phi. (10/12/08)

Most Kickoff Returns by Opponent

10 vs. Atl. (9/29/96)
9 (6 times) Last vs. Chi. (9/7/03)

Most Kickoff Return Yards

256 at Det. (11/14/54)
248 at Det. (9/23/62)

Most Kickoff Return Yards by Opponent

260 at Dal. (11/11/65)
233 vs. NO (9/21/86)

SACKS

Most Sacks Made

10 vs. NYG (11/23/80)
10 at LA Rams (10/11/76)
10 vs. LA Rams (12/6/64)

Most Sacks Allowed

9 at Cle. (12/13/15)
9 at Bal. (11/24/11)
9 at GB (11/1/98)
9 vs. LA Rams (12/18/88)



ALL-TIME TEAM HIGHS AND LOWS

49ERS HIGHS			CATEGORY	49ERS LOWS		
56	vs. Atl.	10/18/92	POINTS	0	(13 times) last vs. TB	11/21/10
8	vs. Atl.	10/18/92	TOUCHDOWNS	0	last at Was.	10/20/19
6	at Det.	10/1/61	RUSHING TOUCHDOWNS	0	last vs. Arz.	11/19/19
6	at Atl.	10/14/90	PASSING TOUCHDOWNS	0	last at Sea.	12/29/19
6	last vs. Ten.	12/17/17	FIELD GOALS ATTEMPTED	0	last at Arz.	10/31/19
6	last vs. Ten.	12/17/17	FIELD GOALS MADE	0	last at Arz.	10/31/19
36	vs. Ind.	10/18/98	TOTAL FIRST DOWNS	3	vs. Bal.	11/22/59
21	vs. Det.	12/14/98	RUSHING FIRST DOWNS	0	last at Min.	12/14/69
24	(2 times) last at Cin.	12/5/99	PASSING FIRST DOWNS	1	(6 times) last vs. TB	10/30/05
621	vs. Buf.	10/7/12	TOTAL NET YARDS	61	at Det.	10/6/63
59	at Min.	12/4/77	RUSHING ATTEMPTS	10	at GB	11/22/09
355	vs. SD	12/20/14	NET RUSHING YARDS	5	vs. Hou.	12/7/75
475	at LA Rams	11/29/93	NET YARDS PASSING	-10	at Det.	10/6/63
9	(4 times) last at Cle.	12/13/15	QB SACKS ALLOWED	0	last at Cin.	9/15/19
488	at LA Rams	11/29/93	GROSS YARDS PASSING	28	at Chi.	11/13/05
63	vs. Phi.	11/25/02	PASS ATTEMPTS	8	(2 times) last vs. NO	11/27/77
38	vs. Arz.	10/10/04	PASS COMPLETIONS	1	at Chi.	11/13/05
7	at LA Rams	10/18/64	INTERCEPTIONS THROWN	0	last at Sea.	12/29/19
9	at Oak.	12/20/70	TOTAL TAKEAWAYS	0	last at Sea.	12/29/19
10	at Det.	12/17/78	FUMBLES BY	0	last at NO	12/8/19
6	at Min.	10/15/61	FUMBLES LOST	0	last at Sea.	12/29/19
11	(2 times) last vs. LAN	11/21/76	PUNTS	0	(7 times) last at Det.	12/19/93
61.0	at Cle.	9/13/93	PUNTING AVERAGE	0	(7 times) last at Det.	12/19/93
22	at Buf.	10/4/98	PENALTIES	0	(3 times) last at NO	1/6/02
178	at Buf.	10/4/98	YARDS PENALIZED	0	(3 times) last at NO	1/6/02

OPPONENT'S HIGHS			CATEGORY	OPPONENT'S LOWS		
61	at Chi.	12/12/65	POINTS	0	(31 times) last at Was.	10/20/19
9	at Chi.	12/12/65	TOUCHDOWNS	0	(95 times) last at Was.	10/20/19
5	(3 times) last at Chi.	12/12/65	RUSHING TOUCHDOWNS	0	last vs. GB	11/24/19
5	(7 times) last at NO	12/8/19	PASSING TOUCHDOWNS	0	last vs. Car.	10/27/19
7	vs. NO	10/25/87	FIELD GOALS ATTEMPTED	0	last at Sea.	12/29/19
6	at Arz.	10/2/05	FIELD GOALS MADE	0	last at Sea.	12/29/19
32	at StL	9/17/00	TOTAL FIRST DOWNS	2	vs. NO	10/21/73
19	at GB	10/11/59	RUSHING FIRST DOWNS	0	(8 times) last at StL	9/26/13
25	at NYJ	9/21/80	PASSING FIRST DOWNS	0	(2 times) last vs. NO	10/21/73
584	at Chi.	12/12/65	TOTAL NET YARDS	44	vs. Atl.	10/23/76
62	vs. Chi.	9/24/50	RUSHING ATTEMPTS	8	vs. StL	11/2/03
324	at LA Rams	11/9/58	NET RUSHING YARDS	7	(2 times) last at Arz.	10/29/12
456	at Arz.	11/25/07	NET YARDS PASSING	-39	vs. Atl.	10/23/76
10	(3 times) last vs. NYG	11/23/80	QB SACKS ALLOWED	0	last vs. LAR	12/21/19
486	at Arz.	11/25/07	GROSS YARDS PASSING	13	(2 times) last vs. LAN	10/10/71
65	at NE	12/16/12	PASS ATTEMPTS	4	vs. NO	10/15/78
42	vs. NYJ	9/21/80	PASS COMPLETIONS	2	(3x) vs. NO	10/15/78
7	at TB	9/7/86	INTERCEPTIONS THROWN	0	last at Sea.	12/29/19
10	at Dal.	10/12/80	TOTAL TAKEAWAYS	0	last at Sea.	12/29/19
8	(2 times) last vs. Min.	10/24/65	FUMBLES BY	0	last at Arz.	10/31/19
6	at NYG	12/1/57	FUMBLES LOST	0	last at Sea.	12/29/19
12	(2 times) last vs. Det.	10/23/77	PUNTS	0	(2 times) last at NO	10/20/02
62.0	at GB	10/21/62	PUNTING AVERAGE	21.0	(2 times) last at TB	9/8/19
17	at Atl.	11/5/78	PENALTIES	0	(5 times) last at Bal.	10/26/69
165	at Min.	10/13/66	YARDS PENALIZED	0	(5 times) last at Bal.	10/26/69



49ERS POSTSEASON HISTORY

Overall Playoff Record: 32–21

Home: 22–9

Away: 5–10

Neutral Site: 5–2

Super Bowl Championships: (5) 1981, 1984, 1988, 1989, 1994

Date	Game	Winner	Loser	Score	Site	Head Coach
1957 Season						
Dec. 22, 1957	Playoff Game	Detroit	49ers	31–27	Kezar Stadium	Frankie Albert
1970 Season						
Dec. 27, 1970	NFC Divisional	49ers	Minnesota	17–14	Metropolitan Stadium	Dick Nolan
Jan. 3, 1971	NFC Championship	Dallas	49ers	17–10	Kezar Stadium	Dick Nolan
1971 Season						
Dec. 26, 1971	NFC Divisional	49ers	Washington	24–20	Candlestick Park	Dick Nolan
Jan. 2, 1972	NFC Championship	Dallas	49ers	14–3	Texas Stadium	Dick Nolan
1972 Season						
Dec. 23, 1972	NFC Divisional	Dallas	49ers	30–28	Candlestick Park	Dick Nolan
1981 Season						
Jan. 3, 1982	NFC Divisional	49ers	N.Y. Giants	38–24	Candlestick Park	Bill Walsh
Jan. 10, 1982	NFC Championship	49ers	Dallas	28–27	Candlestick Park	Bill Walsh
Jan. 24, 1982	Super Bowl XVI	49ers	Cincinnati	26–21	Pontiac Silverdome	Bill Walsh
1983 Season						
Dec. 31, 1983	NFC Divisional	49ers	Detroit	24–23	Candlestick Park	Bill Walsh
Jan. 8, 1984	NFC Championship	Washington	49ers	24–21	RFK Stadium	Bill Walsh
1984 Season						
Dec. 29, 1984	NFC Divisional	49ers	N.Y. Giants	21–10	Candlestick Park	Bill Walsh
Jan. 6, 1985	NFC Championship	49ers	Chicago	23–0	Candlestick Park	Bill Walsh
Jan. 20, 1985	Super Bowl XIX	49ers	Miami	38–16	Stanford Stadium	Bill Walsh
1985 Season						
Dec. 29, 1985	NFC Wild Card	N.Y. Giants	49ers	17–3	Giants Stadium	Bill Walsh
1986 Season						
Jan. 4, 1987	NFC Divisional	N.Y. Giants	49ers	49–3	Giants Stadium	Bill Walsh
1987 Season						
Jan. 9, 1988	NFC Divisional	Minnesota	49ers	36–24	Candlestick Park	Bill Walsh
1988 Season						
Jan. 1, 1989	NFC Divisional	49ers	Minnesota	34–9	Candlestick Park	Bill Walsh
Jan. 8, 1989	NFC Championship	49ers	Chicago	28–3	Soldier Field	Bill Walsh
Jan. 22, 1989	Super Bowl XXIII	49ers	Cincinnati	20–16	Joe Robbie Stadium	Bill Walsh
1989 Season						
Jan. 6, 1990	NFC Divisional	49ers	Minnesota	41–13	Candlestick Park	George Seifert
Jan. 14, 1990	NFC Championship	49ers	L.A. Rams	30–3	Candlestick Park	George Seifert
Jan. 28, 1990	Super Bowl XXIV	49ers	Denver	55–10	LA Superdome	George Seifert
1990 Season						
Jan. 12, 1991	NFC Divisional	49ers	Washington	28–10	Candlestick Park	George Seifert
Jan. 20, 1991	NFC Championship	N.Y. Giants	49ers	15–13	Candlestick Park	George Seifert
1992 Season						
Jan. 9, 1993	NFC Divisional	49ers	Washington	20–13	Candlestick Park	George Seifert
Jan. 17, 1993	NFC Championship	Dallas	49ers	30–20	Candlestick Park	George Seifert
1993 Season						
Jan. 15, 1994	NFC Divisional	49ers	N.Y. Giants	44–3	Candlestick Park	George Seifert
Jan. 23, 1994	NFC Championship	Dallas	49ers	38–21	Texas Stadium	George Seifert
1994 Season						
Jan. 7, 1995	NFC Divisional	49ers	Chicago	44–15	Candlestick Park	George Seifert
Jan. 15, 1995	NFC Championship	49ers	Dallas	38–28	Candlestick Park	George Seifert
Jan. 29, 1995	Super Bowl XXIX	49ers	San Diego	49–26	Joe Robbie Stadium	George Seifert
1995 Season						
Jan. 6, 1996	NFC Divisional	Green Bay	49ers	27–17	3Com Park	George Seifert
1996 Season						
Dec. 29, 1996	NFC Wild Card	49ers	Philadelphia	14–0	3Com Park	George Seifert
Jan. 4, 1997	NFC Divisional	Green Bay	49ers	35–14	Lambeau Field	George Seifert
1997 Season						
Jan. 3, 1998	NFC Divisional	49ers	Minnesota	38–22	3Com Park	Steve Mariucci
Jan. 11, 1998	NFC Championship	Green Bay	49ers	23–10	3Com Park	Steve Mariucci



49ERS POSTSEASON HISTORY (CONT.)

Date	Game	Winner	Loser	Score	Site	Head Coach
1998 Season						
Jan. 3, 1999	NFC Wild Card	49ers	Green Bay	30–27	3Com Park	Steve Mariucci
Jan. 9, 1999	NFC Divisional	Atlanta	49ers	20–18	Georgia Dome	Steve Mariucci
2001 Season						
Jan. 13, 2002	NFC Wild Card	Green Bay	49ers	25–15	Lambeau Field	Steve Mariucci
2002 Season						
Jan. 5, 2003	NFC Wild Card	49ers	N.Y. Giants	39–38	3Com Park	Steve Mariucci
Jan. 12, 2003	NFC Divisional	Tampa Bay	49ers	31–6	Raymond James Stadium	Steve Mariucci
2011 Season						
Jan. 14, 2012	NFC Divisional	49ers	New Orleans	36–32	Candlestick Park	Jim Harbaugh
Jan. 22, 2012	NFC Championship	N.Y. Giants	49ers	20–17 (OT)	Candlestick Park	Jim Harbaugh
2012 Season						
Jan. 12, 2013	NFC Divisional	49ers	Green Bay	45–31	Candlestick Park	Jim Harbaugh
Jan. 20, 2013	NFC Championship	49ers	Atlanta	28–24	Georgia Dome	Jim Harbaugh
Feb. 3, 2013	Super Bowl XLVII	Baltimore	49ers	34–31	Mercedes-Benz Superdome	Jim Harbaugh
2013 Season						
Jan. 5, 2014	NFC Wild Card	49ers	Green Bay	23–20	Lambeau Field	Jim Harbaugh
Jan. 12, 2014	NFC Divisional	49ers	Carolina	23–10	Bank of America Stadium	Jim Harbaugh
Jan. 19, 2014	NFC Championship	Seattle	49ers	23–17	CenturyLink Field	Jim Harbaugh
2019 Season						
Jan. 11, 2020	NFC Divisional	49ers	Minnesota	27–10	Levi's Stadium	Kyle Shanahan
Jan. 19, 2020	NFC Championship	49ers	Green Bay	37–20	Levi's Stadium	Kyle Shanahan
Feb. 2, 2020	Super Bowl LIV	Kansas City	49ers	31–20	Hard Rock Stadium	Kyle Shanahan

49ERS PLAYOFF RECORD VS. OPPONENT

Chicago	3–0	1.000	San Diego	1–0	1.000	N.Y. Giants	4–4	.500
Cincinnati	2–0	1.000	New Orleans	1–0	1.000	Dallas	2–5	.400
Carolina	1–0	1.000	Minnesota	5–1	.833	Baltimore	0–1	.000
Denver	1–0	1.000	Washington	3–1	.750	Kansas City	0–1	.000
L.A. Rams	1–0	1.000	Atlanta	1–1	.500	Seattle	0–1	.000
Miami	1–0	1.000	Detroit	1–1	.500	Tampa Bay	0–1	.000
Philadelphia	1–0	1.000	Green Bay	4–4	.500			

THE 49ERS PLAYOFF RECORD WHEN...

23–1	Winning the turnover battle	13–3	Rushing for 150 yards–or–more
5–19	Losing the turnover battle	3–13	Rushing for less than 100 yards
4–1	Tying the turnover battle	23–2	Rushing 30 times–or–more
7–0	Committing no turnovers	6–0	Opponents pass for 300 net yards–or–more
26–4	Leading at halftime	19–13	Opponents pass for 250 net yards–or–less
5–13	Trailing at halftime	9–18	Opponents rush for 100 yards–or–more
1–4	Tied at halftime	23–3	Opponents rush for less than 100 yards
29–6	Leading after three quarters	6–15	Opponents rush 30 times–or–more
3–15	Trailing after three quarters	28–13	Playing on grass
21–6	Scoring first	4–8	Playing on turf
30–8	Scoring 20–or–more points	22–9	Playing at home
17–2	Holding opponents under 17 points	5–10	Playing on the road
5–3	Passing for 300 net yards–or–more	12–9	Decided by touchdown–or–less
19–14	Passing for 250 net yards–or–less	0–1	Game goes into overtime
29–8	Rushing for 100 yards–or–more		



49ERS INDIVIDUAL PLAYOFF RECORDS - SERVICE & SCORING

SERVICE

Player	Games	Starts
1. Jerry Rice (WR)	23	23
2. Jesse Sapolu (C/G)	22	19
3. Brent Jones (TE)	21	19
4. Steve Young (QB)	20	14
5t. Harris Barton (T)	19	19
Ronnie Lott (S)	19	19
Joe Montana (QB)	19	19

MOST TOUCHDOWNS, Career

Player	Games	TDs
1. Jerry Rice (WR)	23	19
2. Ricky Watters (RB)	7	10
3. Roger Craig (RB)	16	9

MOST TOUCHDOWNS, Game (Non-QB)

Player	Game	TDs
1. Ricky Watters (RB)	vs. NYG (1/15/94), NFC-D	5
2. Raheem Mostert (RB)	vs. GB (1/19/20), NFC-C	4
3t. Roger Craig (RB)	Mia. (1/20/85), SB	3
William Floyd (FB)	Chi. (1/7/95), NFC-D	3
Jerry Rice (WR)	Min. (1/1/89), NFC-D	3
Jerry Rice (WR)	SD (1/29/95), SB	3
Jerry Rice (WR)	Den. (1/28/90), SB	3
Larry Schreiber (RB)	Dal. (12/23/72), NFC-D	3
Ricky Watters (RB)	SD (1/29/95), SB	3

MOST POINTS, Career

Player	Years	Gms	TDs	Rsh	Rec	Ret	2-pt	PAT	FG	Pts
1. Jerry Rice (WR)	1985-2000	23	19	0	19	0	0	0/0	0/0	114
2. Mike Cofer (K)	1988-93	12	0	0	0	0	0	42/46	12/19	78
3. Ray Wersching (K)	1977-87	11	0	0	0	0	0	30/30	13/22	69
4. Ricky Watters (RB)	1991-94	7	10	7	3	0	0	0/0	0/0	60
5. Roger Craig (RB)	1983-90	15	9	7	2	0	0	0/0	0/0	54

MOST POINTS, Game

Player	Game	Points
1. Ricky Watters (RB)	vs. NYG (1/15/94), NFC-D - 5 TDs	30
2. Raheem Mostert (RB)	vs. GB (1/19/20), NFC-C - 4 TDs	24
3t. Jerry Rice (WR)	vs. SD (1/29/95), SB - 3 TDs	18
Ricky Watters (RB)	vs. SD (1/29/95), SB - 3 TDs	18
William Floyd (FB)	vs. Chi. (1/7/95), NFC-D - 3 TDs	18
Jerry Rice (WR)	vs. Den. (1/28/90), SB - 3 TDs	18
Jerry Rice (WR)	vs. Min. (1/1/89), NFC-D - 3 TDs	18
Roger Craig (RB)	vs. Mia. (1/20/85), SB - 3 TDs	18
Larry Schreiber (RB)	vs. Dal. (12/23/72), NFC-D - 3 TDs	18

MOST PATs, Career

Player	PATs
1. Mike Cofer (12 games).....	42
2. Ray Wersching (11 games).....	30
3. David Akers (5 games)	17
Doug Brien (3 games)	17

MOST PATs, Game

Player	PATs
1t. Doug Brien.....	7
vs. SD (1/29/95), SB	
Mike Cofer	7
vs. Den. (1/28/90), SB	
3. David Akers	6
vs. GB (1/12/13), NFC-D	

MOST FGs Made, Career

Player	FGM
1. Ray Wersching (11 games).....	13
2. Mike Cofer (12 games).....	12
3. David Akers (5 games)	8

MOST FGs Made, Game

Player	FGM
1. Ray Wersching (11 games).....	4
vs. Cin. (1/24/82), SB	
2. Robbie Gould and 5 players	3
Last vs. GB (1/19/20), NFC-C	

MOST FGs Attempted, Career

Player	FGA
1. Ray Wersching (11 games).....	20
2. Mike Cofer (12 games).....	19
3. David Akers (5 games)	9

MOST FGs Attempted, Game

Player	FGA
1. Mike Cofer.....	4
vs. LA Rams (1/14/90), NFC-CG	
vs. Cin. (1/22/89), SB	
Ray Wersching	4
at Cin. (1/24/82), SB	
3. Robbie Gould and 5 players	3
Last vs. GB (1/19/20), NFC-C	

LONGEST FIELD GOAL MADE

Player	YDS
1. Robbie Gould.....	54
vs. GB (1/19/20), NFC-C	
2. Phil Dawson.....	49
at Car. (1/12/14), NFC-D	
3. Wade Richey	48
vs. GB (1/3/99), NFC-WC	



49ERS INDIVIDUAL PLAYOFF RECORDS - PASSING

MOST PASSING YARDS, Career

Player	Playoff Seasons	Gms	Att	Cmp	Pct	Yds	TD	INT	Lg	QB Rat	INT Pct.
1. Joe Montana	1981–90 (9)	19	593	375	63.2	4,758	39	17	44	98.2	2.9
2. Steve Young	1987–98 (11)	22	471	292	62.0	3,326	20	13	51t	85.8	2.8
3. Colin Kaepernick	2011–16 (6)	6	162	94	58.0	1,374	7	5	45	87.3	3.1
4. John Brodie	1970–72 (3)	5	143	71	49.7	973	4	7	78t	60.7	4.9
5. Jeff Garcia	2001–02 (2)	3	117	71	60.7	757	4	5	76t	73.2	4.3

MOST PASSING YARDS, Game

Player	Game	Att	Cmp	Pct	Yds	TD	INT	Lg	QB Rat
1. Joe Montana	vs. Cin. (1/22/89), SB	36	23	63.9	357	2	0	44	115.2
2. Joe Montana	at Was. (1/8/84), NFC–CG	48	27	56.3	347	3	1	76t	91.2
3t. Jeff Garcia	vs. NYG (1/5/03), NFC–WC	44	27	61.4	331	3	1	76t	97.8
Joe Montana	vs. Mia. (1/20/85), SB	35	24	68.6	331	3	0	40	127.2
5. Steve Young	vs. GB (1/6/96), NFC–D	65	32	49.2	328	0	2	32	51.3

LONGEST PASS PLAY

Player	Lg	Date
1. John Brodie to Gene Washington	78t	vs. Was. (12/26/71), NFC–D
2t. Jeff Garcia to Terrell Owens	76t	vs. NYG (1/5/03), NFC–WC
Joe Montana to Freddie Solomon	76t	at Was. (1/8/84), NFC–CG
4. Alex Smith to Vernon Davis (TE)	73t	vs. NYG (1/22/12), NFC–CG
5. Joe Montana to Jerry Rice	72t	vs. Min. (1/6/90), NFC–D
6. Joe Montana to John Taylor	61t	vs. NYG (1/20/91), NFC–CG
7. Joe Montana to Jerry Rice	61t	at Chi. (1/8/84), NFC–CG

MOST TD PASSES, Career

Player	TD
1. Joe Montana (19 games)	39
2. Steve Young (22 games).....	20
3. Colin Kaepernick (6 games)	7
4. Alex Smith (2 games).....	5
5t. Jeff Garcia (3 games).....	4
John Brodie (5 games).....	4

MOST TD PASSES, Game

Player	TD
1. Steve Young.....	6
vs. SD (1/29/95), SB	
2. Joe Montana.....	5
vs. Den. (1/28/90), SB	
3. Joe Montana.....	4
vs. Min. (1/6/90), NFC–D	

HIGHEST COMPLETION PERCENTAGE, Game

Player	Pct
1. Joe Montana.....	86.7
vs. LA Rams (1/14/90), NFC–CG	
2. Steve Young.....	77.3
vs. NYG (1/15/94), NFC–D	
3. Colin Kaepernick.....	76.2
at Atl. (1/20/13), NFC–CG	
4. Joe Montana.....	75.9
vs. Den. (1/28/90), SB	
5. Steve Young.....	72.7
vs. Chi. (1/7/95), NFC–D	
(min. 20 atts.)	

HIGHEST COMPLETION PERCENTAGE, Career

Player	Pct
1. Jimmy Garoppolo (3 games)	63.8
2. Joe Montana (19 games)	63.2
3. Steve Young (22 games).....	62.0
4. Jeff Garcia (3 games).....	60.7
5. Colin Kaepernick (6 games)	58.0
(min. 50 atts.)	

HIGHEST QB RATING, Career

Player	Rating
1. Alex Smith	101.0
2. Joe Montana.....	98.2
3. Colin Kaepernick.....	87.3
4. Steve Young.....	85.8
5. Jimmy Garoppolo.....	75.9
(min. 50 atts.)	

HIGHEST QB RATING, Game

Player	Rating
1. Joe Montana.....	147.6
vs. Den. (1/28/90), SB	
2. Joe Montana.....	142.5
vs. Min. (1/6/90), NFC–D	
3. Joe Montana.....	136.0
at Chi. (1/8/89), NFC–CG	
4. Steve Young.....	134.8
vs. SD (1/29/95), SB	
5. Colin Kaepernick.....	127.7
at Atl. (1/20/13), NFC–CG	
(min. 20 atts.)	

MOST ATTEMPTS, Career

Player	Att
1. Joe Montana (19 games)	593
2. Steve Young (20 games).....	471
3. Colin Kaepernick (6 games)	162

MOST ATTEMPTS, Game

Player	Att
1. Steve Young.....	*65
vs. GB (1/6/96), NFC–D	
2. Joe Montana.....	48
at Was. (1/8/84), NFC–CG	
3. Joe Montana.....	47
at NYG (12/29/85), NFC–WC	

MOST COMPLETIONS, Career

Player	Comp
1. Joe Montana (19 games)	375
2. Steve Young (20 games).....	292
3. Colin Kaepernick (6 games)	94
4t. John Brodie (5 games)	71
Jeff Garcia (3 games).....	71

MOST COMPLETIONS, Game

Player	Comp
1. Steve Young.....	32
vs. GB (1/6/96), NFC–D	
2. Jeff Garcia.....	27
vs. NYG (1/5/03), NFC–WC	
Steve Young.....	27
at Dal. (1/23/94), NFC–CG	
Joe Montana.....	27
at Was. (1/8/84), NFC–CG	

LOWEST INT PERCENTAGE, Career

Player	Pct
1. Alex Smith	0.0
2. Steve Young.....	2.8
3. Joe Montana.....	2.9
4. Colin Kaepernick.....	3.1
5. Jeff Garcia.....	4.3
(min. 50 atts.)	

NFC–WC: NFC Wild Card; **NFC–D:** NFC Divisional
Playoff; **NFC–CG:** NFC Championship;
NFLP – NFL Playoff Game; **SB:** Super Bowl
* denotes NFL playoff record



49ERS INDIVIDUAL PLAYOFF RECORDS - RUSHING

MOST ATTEMPTS, Career

Player	Games	Atts
1. Roger Craig	16	202
2. Frank Gore	8	140
3. Ricky Watters	7	105
4. Steve Young (QB)	22	96
5. Wendell Tyler	6	72

MOST ATTEMPTS, Game

Player	Game	Atts
1. Raheem Mostert	vs. GB (1/19/20), NFC-C	29
2. Ken Willard	at Min. (12/27/70), NFC-D	27
3. Larry Schreiber	vs. Dal. (12/23/72), NFC-D	26
4. Terry Kirby	vs. Min. (1/3/98), NFC-D	25
5t. Ricky Watters	vs. NYG (1/15/94), NFC-D	24
Roger Craig	vs. LA Rams (1/14/90), NFC-CG	24

MOST YARDS GAINED, Career

Player	Games	Atts	Avg	Yds
1. Roger Craig	16	202	4.0	817
2. Frank Gore	8	140	4.6	646
3. Steve Young (QB)	20	96	6.2	594
4. Colin Kaepernick (QB)	6	51	9.9	507
5. Ricky Watters	7	105	4.6	481

MOST YARDS GAINED, Game

Player	Game	Yds
1. Raheem Mostert	vs. GB (1/19/20), NFC-C	220
2. Colin Kaepernick (QB)	vs. GB (1/12/13), NFC-D	181
3. Roger Craig	vs. Min. (1/1/89), NFC-D	135
4. Colin Kaepernick (QB)	at Sea. (1/19/14), NFC-CG	130
5. Garrison Hearst	vs. GB (1/3/99), NFC-WC	128

HIGHEST AVERAGE YARDS PER GAME

Player	Games	Yds/Gm
1. Raheem Mostert	3	112.0
2. Colin Kaepernick (QB)	6	84.5
3. Frank Gore	8	80.8
4. Ricky Watters	7	68.7
5. Wendell Tyler	6	57.8

(min. 50 atts.)

MOST RUSHING TOUCHDOWNS, Career

Player	TDs
1. Steve Young (QB) (22 games)	8
2t. Roger Craig (16 games)	7
Ricky Watters (7 games).....	7
4t. Raheem Mostert (3 games)	5
Frank Gore (8 games).....	5
William Floyd (7 games)	5

MOST RUSHING TOUCHDOWNS, Game

Player	TDs
1. Ricky Watters	5
vs. NYG (1/15/94), NFC-D	
2. Raheem Mostert.....	4
vs. GB (1/19/20), NFC-C	
3t. William Floyd	3
vs. Chi. (1/7/95), NFC-D	
Larry Schreiber	3
vs. Dal. (12/23/72), NFC-D	
5t. Tevin Coleman.....	2
vs. Min. (1/11/20), NFC-D	
Frank Gore	2
at Atl. (1/20/13), NFC-C	
Colin Kaepernick (QB)	2
vs. GB (1/12/13), NFC-D	
Terry Kirby	2
vs. Min. (1/3/98), NFC-D	
Tom Rathman	2
vs. Den. (1/28/90), SB	
Roger Craig.....	2
vs. Min. (1/1/89), NFC-D	

LONG RUNS FROM SCRIMMAGE

Player	Yds
1. Roger Craig.....	80t
vs. Min. (1/1/89), NFC-D	
2. Hugh McElhenny	71
vs. Det. (12/22/57), NFLP	
3. Colin Kaepernick (QB)	58
at Sea. (1/19/14), NFC-CG	
4. Colin Kaepernick (QB)	56t
vs. GB (1/12/13), NFC-D	
5. Joe Montana (QB)	53
vs. NYG (12/29/84), NFC-D	
6t. Colin Kaepernick (QB)	42
at GB (1/5/14), NFC-WC	
Frank Gore	42
vs. NO (1/14/12), NFC-D	
Steve Young (QB).....	42
vs. Min. (1/9/88), NFC-D	



49ERS INDIVIDUAL PLAYOFF RECORDS - RECEIVING

MOST RECEPTIONS, Career

	<u>Player</u>	<u>Games</u>	<u>Recepts</u>
1.	Jerry Rice	23	124
2.	Roger Craig (RB)	16	63
3.	Brent Jones (TE)	21	60
4.	Dwight Clark	9	48
5.	John Taylor	17	46

MOST RECEPTIONS, Game

	<u>Player</u>	<u>Game</u>	<u>Recepts</u>
1.	Jerry Rice	vs. GB (1/6/96), NFC-D	11
2.	Jerry Rice	vs. Cin. (1/22/89), SB	11
3.	Jerry Rice	vs. SD (1/29/95), SB	10
4t.	6 players		9

MOST YARDS GAINED, Career

	<u>Player</u>	<u>Games</u>	<u>Yds</u>
1.	Jerry Rice	23	1,811
2.	Brent Jones (TE)	21	740
3.	John Taylor	17	734
4.	Dwight Clark	9	726
5.	Roger Craig (RB)	16	606

MOST YARDS GAINED, Game

	<u>Player</u>	<u>Game</u>	<u>Recepts</u>
1.	Jerry Rice	vs. Cin. (1/22/89), SB	215
2.	Vernon Davis (TE)	vs. NO (1/14/12), NFC-D	180
3.	Terrell Owens	vs. NYG (1/5/03), NFC-WC	177
4.	Jerry Rice	vs. SD (1/29/95), SB	149
5.	Jerry Rice	vs. Den. (1/28/90), SB	148

MOST RECEIVING YDS PER GAME, Career (Min. 15 Recepts)

	<u>Player</u>	<u>Games</u>	<u>Avg</u>
1.	Dwight Clark	9	80.7
2.	Jerry Rice	23	78.7
3.	Anquan Boldin	3	75.7
4t.	Vernon Davis (TE)	8	75.0
	Gene Washington	5	75.0

MOST RECEIVING TOUCHDOWNS, Career

	<u>Player</u>	<u>TDs</u>
1.	Jerry Rice (23 games)	19
2.	Vernon Davis, TE (8 games)	7
3t.	John Taylor (17 games)	6
	Freddie Solomon (8 games)	6
5.	Brent Jones, TE (21 games)	5
6.	Michael Crabtree (8 games)	4
	Terrell Owens (9 games)	4

MOST RECEIVING TOUCHDOWNS, Game

	<u>Player</u>	<u>TDs</u>
1t.	Jerry Rice	3
	vs. SD (1/29/95), SB	
	Jerry Rice	3
	vs. Den. (1/28/90), SB	
	Jerry Rice	3
	vs. Min. (1/1/89), NFC-D	
4t.	11 times	2
	Last: Michael Crabtree vs. GB (1/12/13), NFC-D	

HIGHEST RECEIVING AVERAGE, Career

(Min. 15 Recepts)

	<u>Player</u>	<u>Avg</u>
1.	Gene Washington (5 games)	23.4
2.	Vernon Davis, TE (8 games)	22.2
3.	John Taylor (17 games)	16.0
4.	Freddie Solomon (9 games)	15.8
5.	Dwight Clark (9 games)	15.1

MOST 25+ YARD RECEPTIONS, Career

	<u>Player</u>	<u>Recepts</u>
1.	Jerry Rice (23 games)	14
2.	Vernon Davis, TE (8 games)	11
3.	Terrell Owens (5 games)	5
4.	Michael Crabtree (8 games)	4
5t.	J.J. Stokes (8 games)	3
	John Taylor (17 games)	3



49ERS INDIVIDUAL PLAYOFF RECORDS - DEFENSE

MOST INTERCEPTIONS, Career

<u>Player</u>	<u>Games</u>	<u>INTs</u>
1. Ronnie Lott	19	8
2. Eric Davis	8	6
3t. Riki Ellison	6	3
Dwight Hicks	8	3
Eric Wright	7	3

MOST INTERCEPTIONS, Game

<u>Player</u>	<u>Game</u>	<u>INTs</u>
1t. Eric Davis	vs. Dal. (1/15/95), NFC-CG	2
Ronnie Lott	vs. Min. (1/1/89), NFC-D	2
Riki Ellison	vs. Det. (12/31/83), NFC-D	2
Ronnie Lott	vs. NYG (1/3/82), NFC-D	2
Skip Vanderbundt	vs. Dal. (12/23/72), NFC-D	2

LONGEST INTERCEPTION RETURN

<u>Player</u>	<u>Game</u>	<u>Ret. Yds</u>
1. Michael Carter	vs. Was. (1/12/91), NFC-D	61t
2. Ronnie Lott	vs. Min. (1/6/90), NFC-D	58t
3. Jeff Fuller	vs. Min. (1/9/88), NFC-D	48t

MOST INTERCEPTION RETURN YARDS, Career

<u>Player</u>	<u>Games</u>	<u>Ret. Yds</u>
1. Ronnie Lott	19	152
2. Tim McKyer	8	68
3. Chet Brooks	2	66
4. Michael Carter	12	61
5. Eric Davis	8	51

MOST INTERCEPTION RETURN YARDS, Game

<u>Player</u>	<u>Game</u>	<u>Ret. Yds</u>
1. Michael Carter	vs. Was. (1/12/91), NFC-D	61
2. Ronnie Lott	vs. Min. (1/6/90), NFC-D	58
3. Jeff Fuller	vs. Min. (1/9/88), NFC-D	48
4. Eric Davis	vs. Dal. (1/15/95), NFC-CG	44
5t. Dashon Goldson	vs. NO (1/14/12), NFC-D	41
Tim McKyer	vs. Min. (1/6/90), NFC-D	41

MOST SACKS, Career (since 1982)

<u>Player</u>	<u>Sacks</u>
1. Charles Haley (12 games)	7.5
2t. Ahmad Brooks (8 games)	6.5
Dwaine Board (7 games)	6.5
Tim Harris (6 games)	6.5
5. Fred Dean (5 games)	6.0

MOST SACKS, Game (since 1982)

<u>Player</u>	<u>Sacks</u>
1. Pierce Holt	3.0
vs. Was. (1/9/93), NFC-D	
2t. Ahmad Brooks	2.5
at Car. (1/12/14), NFC-D	
Ray McDonald	2.5
vs. NYG (1/22/12), NFC-CG	
Larry Roberts	2.5
vs. Min. (1/1/89), NFC-D	



49ERS INDIVIDUAL PLAYOFF RECORDS - RETURNS

PUNT RETURNS

MOST PUNT RETURNS, Career

	Player	Games	Ret
1.	John Taylor	17	18
2.	Dana McLemore	7	17
3t.	Dexter Carter	8	10
	Bruce Taylor	5	10
5.	Kyle Williams	2	9

MOST PUNT RETURNS, Game

	Player	Game	Ret
1.	Kyle Williams	vs. NYG (1/22/12), NFC-CG	8
2.	Dana McLemore	vs. Mia. (1/20/85), SB	5
3.	Bruce Taylor	at Min. (12/27/70), NFC-D	5
4t.	John Taylor	at Chi. (1/8/89), NFC-CG	4
	Dana McLemore	vs. Chi. (1/6/85), NFC-CG	4

MOST PUNT RETURN YARDS, Career

	Player	Games	Yds
1.	John Taylor	17	189
2.	Dana McLemore	7	156
3.	Dexter Carter	8	80
4.	Kyle Williams	2	76
5.	Ted Ginn Jr.	5	75

MOST PUNT RETURN YARDS, Game

	Player	Game	Yds
1.	Kyle Williams	vs. NYG (1/22/12), NFC-CG	70
2t.	Dana McLemore	vs. Chi. (1/6/85), NFC-CG	69
	Bruce Taylor	at Min. (12/27/70), NFC-D	69
4.	John Taylor	vs. Cin. (1/22/89), SB	56
5.	Dana McLemore	vs. Mia. (1/20/85), SB	51

LONGEST PUNT RETURN, Game

	Player	Game	Yds
1.	John Taylor	vs. Cin. (1/22/89), SB	45
2.	Ted Ginn Jr.	vs. Bal. (2/3/13), SB	32
3t.	Dexter Carter	vs. NYG (1/15/94), NFC-D	31
	John Taylor	vs. NYG (1/20/91), NFC-CG	31
5.	Dana McLemore	vs. Mia. (1/20/85), SB	28

PUNT RETURN AVERAGE, Career

	Player	Games	Avg
1.	Ted Ginn Jr.	4	15.0
2.	John Taylor	7	10.5
3.	Richie James Jr.	3	9.8
4.	Dana McLemore	7	9.2
5.	Kyle Williams	2	8.4
	(min. 5 returns)		

PUNT RETURN AVERAGE, Game

	Player	Game	Avg
1.	John Taylor	vs. Cin. (1/22/89), SB	18.7
2.	Dana McLemore	vs. Chi. (1/6/85), NFC-CG	17.3
3.	Bruce Taylor	at Min. (12/27/70), NFC-D	13.8
4.	John Taylor	vs. Den. (1/28/90), SB	12.7
5.	Dana McLemore	vs. Mia. (1/20/85), SB	10.2

—There has been no punt returned for a TD in franchise postseason history

KICKOFF RETURNS

MOST KICKOFF RETURNS, Career

	Player	Games	Ret
1.	Dexter Carter	8	19
2.	LaMichael James	6	14
3.	Vinny Sutherland	3	13
4t.	R.W. McQuarters	2	9
	Vic Washington	3	9

MOST KICKOFF RETURNS, Game

	Player	Game	Ret
1.	R.W. McQuarters	vs. GB (1/3/99), NFC-WC	6
2t.	Vinny Sutherland	vs. NYG (1/5/03), NFC-WC	5
	Vinny Sutherland	at GB (1/13/02), NFC-WC	5
	Dana McLemore	at Was. (1/8/84), NFC-CG	5
5t.	6 times		4

MOST KICKOFF RETURN YARDS, Career

	Player	Games	Yds
1.	Dexter Carter	8	341
2.	LaMichael James	5	332
3.	Vinny Sutherland	3	282
4.	Vic Washington	3	250
5.	R.W. McQuarters	2	185

MOST KICKOFF RETURNS YARDS, Game

	Player	Game	Yds
1.	Vic Washington	vs. Dal. (12/23/72), NFC-D	136
2.	R.W. McQuarters	vs. GB (1/3/99), NFC-WC	128
3.	Chuck Levy	vs. GB (1/11/98), NFC-CG	127
4.	Vinny Sutherland	at GB (1/13/02), NFC-WC	99
5.	Dana McLemore	at Was. (1/8/84), NFC-CG	98

LONGEST KICKOFF RETURN, Game

	Player	Game	Yds
1.	Vic Washington	vs. Dal. (12/23/72), NFC-D	97t*
2.	Chuck Levy	vs. GB (1/11/98), NFC-CG	95t*
3.	Marc Logan	vs. Dal. (1/17/93), NFC-CG	50
4.	Kyle Williams	vs. NYG (1/22/12), NFC-CG	40
5.	LaMichael James	at GB (1/5/14), NFC-WC	37

*Only kickoffs returned for TDs in franchise postseason history

KICKOFF RETURN AVERAGE, Career

	Player	Games	Avg
1.	Chuck Levy	4	31.0
2.	Vic Washington	3	27.8
3.	Terrence Flagler	5	25.2
4.	LaMichael James	6	23.7
5.	Amos Lawrence	3	23.6
	(min. 5 returns)		

KICKOFF RETURN AVERAGE, Game

	Player	Game	Avg
1.	Vic Washington	vs. Dal. (12/23/72), NFC-D	45.3
2.	Chuck Levy	vs. GB (1/11/98), NFC-CG	42.3
3t.	Amos Lawrence	vs. NYG (1/3/82), NFC-D	29.3
	Vinny Sutherland	vs. TB (1/12/03), NFC-D	29.3
5.	Kyle Williams	vs. NYG (1/22/12), NFC-CG	28.3



49ERS INDIVIDUAL PLAYOFF RECORDS - PUNTING

MOST PUNTING YARDS, Career

	<u>Player</u>	<u>Games</u>	<u>Yds</u>
1.	Andy Lee	8	1,667
2.	Max Runager	6	1,298
3.	Barry Helton	8	1,288
4.	Tommy Thompson	5	1,093
5.	Steve Spurrier	4	1,041

HIGHEST PUNTING AVERAGE, Career

	<u>Player</u>	<u>Games</u>	<u>Avg</u>
1.	Andy Lee	8	46.3
2.	Jim Miller	3	41.5
3.	Klaus Wilmsmeyer	7	41.2
4.	Max Runager	6	39.3
5.	Tommy Thompson	5	37.7

(min. 10 punts)

HIGHEST PUNTING AVERAGE, Game

	<u>Player</u>	<u>Game</u>	<u>Avg</u>
1.	Andy Lee	vs. NO (1/14/12), NFC-D	49.5
2.	Reggie Roby	at Atl. (1/9/99), NFC-D	47.3
3.	Mitch Wishnowsky	vs. Min. (1/11/20), NFC-D	46.5
4.	Jim Miller	vs. Cin. (1/24/82), SB	46.3
5t.	Andy Lee	vs. NYG (1/22/12), NFC-CG	45.5
	Klaus Wilmsmeyer	at Dal. (1/23/94), NFC-CG	45.5

(min. 4 punts)

HIGHEST NET AVERAGE, Game

	<u>Player</u>	<u>Game</u>	<u>Avg</u>
1.	Klaus Wilmsmeyer	at Dal. (1/23/94), NFC-CG	44.0
2.	Andy Lee	vs. NO (1/14/12), NFC-D	43.4
3.	Mitch Wishnowsky	vs. Min. (1/11/20), NFC-D	41.5
4.	Tommy Thompson	vs. GB (1/6/96), NFC-D	40.6
5.	Andy Lee	vs. NYG (1/22/12), NFC-CG	40.0

(min. 4 punts)

LONGEST PUNT, Game

	<u>Player</u>	<u>Long</u>
1.	Andy Lee.....	63
	vs. NO (1/14/12), NFC-D	
2.	Andy Lee.....	62
	at Atl. (1/20/13), NFC-CG	
3t.	Andy Lee.....	59
	vs. NYG (1/22/12), NFC-CG	
	Steve Spurrier.....	59
	at Min. (12/27/70), NFC-D	
	Steve Spurrier.....	59
	vs. Dal. (1/3/71), NFC-CG	

PUNTS INSIDE THE 20 YARD LINE, Career

	<u>Player</u>	<u>In20</u>
1.	Andy Lee (8 games)	12
2t.	Barry Helton (8 games).....	10
	Klaus Wilmsmeyer (7 games)	10
4.	Max Runager (6 games)	8
5t.	Mitch Wishnowsky (3 games)	4
	Reggie Roby (2 games)	4
	Tommy Thompson (5 games)	4

MOST PUNTS, Career

	<u>Player</u>	<u>Punts</u>
1.	Andy Lee (8 games)	36
2.	Barry Helton (8 games).....	35
3.	Max Runager (6 games)	33
4t.	Tommy Thompson (5 games)	29
	Steve Spurrier (4 games).....	29

MOST PUNTS, Game

	<u>Player</u>	<u>Punts</u>
1t.	Andy Lee.....	10
	vs. NYG (1/22/12), NFC-CG	
	Max Runager	10
	at NYG (1/4/87), NFC-D	
	Steve Spurrier	10
	vs. Was. (12/26/71), NFC-D	
4t.	Andy Lee.....	8
	vs. NO (1/14/12), NFC-D	
	Steve Spurrier	8
	at Min. (12/27/70), NFC-D	



49ERS TEAM PLAYOFF RECORDS

SCORING

Most Points, Game

- 55 vs. Den. (1/28/90), SB
- 49 vs. SD (1/29/95), SB
- 45 vs. GB (1/12/13), NFC-D

Most Points, Both Teams, Game

- 77 vs. NYG (1/5/03), NFC-WC
- 76 vs. GB (1/12/13), NFC-D
- 75 vs. SD (1/29/95), SB

Fewest Points, Both Teams, Game

- 14 vs. Phi. (12/29/96), NFC-WC, SF 14, Phi. 0
- 17 at Dal. (1/2/72), NFC-CG, Dal. 14, SF 3

Largest Margin of Victory, Game

- 45 vs. Den. (1/28/90), SB, SF 55, Den. 10

TOUCHDOWNS

Most Touchdowns, Game

- 8 vs. Den. (1/28/90), SB
- 7 vs. SD (1/29/95), SB

Most Touchdowns, Both Teams, Game

- 10 vs. NYG (1/5/03), NFC-WC, 49ers 5, NYG 5
- 10 vs. SD (1/29/95), SB, 49ers 7, SD 3
- 10 vs. GB (1/12/13), NFC-D, 49ers 6, GB 4

Fewest Touchdowns, Both Teams, Game

- 1 vs. NYG (1/20/91), NFC-CG, Giants 0, 49ers 1

FIELD GOALS

Most Field Goals, Game

- 4 vs. Cin. (1/24/82), SB

Most Field Goals Attempted, Game

- 4 (3 times) last vs. LAN (1/14/90), NFC-CG

FIRST DOWNS

Most First Downs, Game

- 31 vs. Mia. (1/20/85), SB
- 31 vs. Min. (1/3/98), NFC-D
- 29 vs. GB (1/12/13), NFC-D
- 29 vs. LA Rams (1/14/90), NFC-CG

Fewest First Downs, Game

- 9 at NYG (1/4/87), NFC-D
- 9 at Dal. (1/2/72), NFC-CG
- 11 vs. Was. (12/26/71), NFC-D

Most First Downs, Rushing, Game

- 16 vs. Mia. (1/20/85), SB
- 15 vs. GB (1/12/13), NFC-D
- 15 vs. Min. (1/3/98), NFC-D

Fewest First Downs, Rushing, Game

- 1 (3 times) last at TB (1/12/03), NFC-D

Most First Downs, Passing, Game

- 17 vs. SD (1/29/95), SB
- 17 vs. Dal. (1/10/82), NFC-CG

Fewest First Downs, Passing, Game

- 3 vs. GB (1/19/20), NFC-CG

TOTAL NET YARDS

Most Net Yards Gained, Game

- 579 vs. GB (1/12/13), NFC-D
- 537 vs. Mia. (1/20/85), SB
- 468 vs. Bal. (2/3/13), SB

Fewest Net Yards Gained, Game

- 184 vs. NYG (1/4/87), NFC-D
- 196 at GB (1/4/97), NFC-D
- 228 at TB (1/12/03), NFC-D

Net Yards, Combined

- 931 vs. GB (1/12/13), NFC-D
- 892 vs. NYG (1/5/03), NFC-WC
- 879 vs. NO (1/14/12), NFC-D
- 851 vs. Mia. (1/20/85), SB

RUSHING

Most Attempts, Game

- 47 vs. Min. (1/11/20), NFC-D
- 45 vs. LA Rams (1/14/90), NFC-CG
- 44 vs. Den. (1/28/90), SB

Fewest Attempts, Game

- 11 vs. NYG (1/20/91), NFC-CG
- 13 at TB (1/12/03), NFC-D

Most Rushing Yards, Game

- 323 vs. GB (1/12/13), NFC-D
- 285 vs. GB (1/19/20), NFC-CG
- 211 vs. Mia. (1/20/85), SB

Fewest Rushing Yards, Game

- 29 at NYG (1/4/87), NFC-D
- 33 vs. GB (1/11/98), NFC-CG
- 39 vs. NYG (1/20/91), NFC-CG

Most Rushing Touchdowns, Game

- 6 vs. NYG (1/15/94), NFC-D
- 5 vs. Chi. (1/7/95), NFC-D

PASSING

Most Attempts, Game

- 65 vs. GB (1/6/96), NFC-D
- 48 at NYG (12/28/85), NFC-WC
- 48 at Was. (1/8/84), NFC-CG

Fewest Attempts, Game

- 8 vs. GB (1/19/20), NFC-CG
- 19 vs. Min. (1/11/20), NFC-D
- 19 vs. Was. (12/26/71), NFC-D

Most Completions, Game

- 32 vs. GB (1/6/96), NFC-D
- 28 vs. NYG (1/5/03), NFC-WC

Fewest Completions, Game

- 6 vs. GB (1/19/20), NFC-CG
- 10 vs. Was. (12/26/71), NFC-D
- 11 vs. Min. (1/11/20), NFC-D

Most Yards Gained, Game

- 357 vs. Cin. (1/22/89), SB
- 356 vs. NYG (1/5/03), NFC-WC
- 347 at Was. (1/8/84), NFC-CG

Fewest Yards Gained, Game

- 77 vs. GB (1/19/20), NFC-CG
- 131 vs. Min. (1/11/20), NFC-D
- 133 at GB (1/4/97), NFC-D

Most Touchdowns, Game

- 6 vs. SD (1/29/95), SB
- 5 vs. Den. (1/28/90), SB
- 4 vs. Min. (1/6/90), NFC-D

INTERCEPTIONS

Most Interceptions, Game

- 5 vs. Det. (12/31/83), NFC-D
- 4 vs. Min. (1/6/90), NFC-D

PUNTING

Most Punts, Game

- 10 vs. NYG (1/22/12), NFC-CG
- 10 at NYG (1/4/87), NFC-D
- 10 vs. Was. (12/26/71), NFC-D

Fewest Punts, Game

- 1 vs. Dal. (1/17/93), NFC-CG
- 2 (6 times) last at KC (2/2/20), SB

Highest Punting Average, Game (4+ punts)

- 49.5 vs. NO (1/14/12), NFC-D
- 47.3 at Atl. (1/9/99), NFC-D

Lowest Punting Average, Game (4+ punts)

- 30.8 vs. Min. (1/6/90), NFC-D

PENALTIES

Most Penalties, Game

- 14 vs. NYG (1/3/82), NFC-D
- 11 vs. NYG (1/4/87), NFC-D

Fewest Penalties, Game

- 0 at Chi. (1/8/89), NFC-CG
- 1 at Dal. (1/2/72), NFC-CG

Most Yards Penalized, Game

- 145 vs. NYG (1/3/82), NFC-D
- 106 vs. Dal. (1/10/82), NFC-CG
- 86 vs. GB (1/12/13), NFC-D

Fewest Yards Penalized, Game

- 0 vs. Chi. (1/8/89), NFC-CG
- 10 (3 times) last vs. GB (1/19/20), NFC-C

FUMBLES

Most Fumbles, Game

- 6 vs. Det. (12/22/57), NFLP

Most Fumbles Lost, Game

- 3 (3 times) last vs. Was. (1/9/93), NFC-D

Most Fumbles Committed by Opp., Game

- 5 vs. GB (1/4/97), NFC-D

Most Fumbles Lost by Opponent, Game

- 3 vs. NO (1/14/12), NFC-D
- 3 vs. Dal. (12/23/72), NFC-D
- 3 vs. Det. (12/22/57), NFLP

TURNOVERS

Most Turnovers, Game

- 6 vs. Dal. (1/10/82), NFC-CG

KICK RETURNS

Most Kickoff Returns, Game

- 8 vs. Min. (1/9/88), NFC-D
- 7 vs. NYG (1/5/03), NFC-WC
- 7 at NYG (1/4/87), NFC-D

Most Kickoff Return Yards, Game

- 162 at TB (1/12/03), NFC-D
- 146 at Dal. (12/23/72), NFC-D

Most Kickoff Returns Allowed, Game

- 9 vs. Den. (1/28/90), SB
- 8 vs. SD (1/29/95), SB

Most Kickoff Return Yards Allowed, Game

- 242 vs. SD (1/29/95), SB
- 206 vs. Bal. (2/3/13), SB

Punt Returns, Game

- 8 vs. NYG (1/22/12), NFC-CG

Punt Return Yards, Game

- 70 vs. NYG (1/22/12), NFC-CG
- 69 vs. Chi. (1/6/85), NFC-CG
- 69 at Min. (12/27/70), NFC-D

Punt Returns Allowed, Game

- 7 at NYG (1/4/87), NFC-D

Punt Return Yards Allowed, Game

- 117 at GB (1/4/97), NFC-D

SACKS

Most Sacks Made, Game

- 9 vs. Chi. (1/6/85), NFC-CG
- 6 (5 times) last vs. Min. (1/11/20), NFC-D

Most Sacks Allowed, Game

- 4 (8 times) last: vs. NO (1/14/12), NFC-D

NFC-WC: NFC Wild Card; **NFC-D:** NFC Divisional
Playoff; **NFC-CG:** NFC Championship;
NFLP – NFL Playoff Game; **SB:** Super Bowl
* denotes NFL playoff record



49ERS POSTSEASON GAME SUMMARIES

1957

Lions 31, 49ers 27
Western Conference Championship
December 22 at Kezar Stadium
(San Francisco, CA)

San Francisco made its first playoff appearance as an NFL team a memorable one, but came up a bit short against the Detroit Lions at venerable Kezar Stadium. QB Y.A. Tittle completed 18-of-31 passes for 248 yards and three touchdowns for the 49ers. Tittle connected with HB R.C. Owens on a 34-yard scoring toss to record the first ever postseason touchdown for San Francisco. He also had touchdown connections with RB Hugh McElhenny and WR Billy Wilson. McElhenny caught six passes for a game-high 96 yards and rushed for 82 yards on 14 carries.

Lions	0	7	14	10	—	31
49ers	14	10	3	0	—	27

49ers—Owens 34 pass from Tittle (Soltau kick)
 49ers—McElhenny 47 pass from Tittle (Soltau kick)
 Lions—Junker 4 pass from Rote (Martin kick)
 49ers—Wilson 12 pass from Tittle (Soltau kick)
 49ers—Soltau 25 FG
 49ers—Soltau 10 FG
 Lions—Tracy 2 run (Martin kick)
 Lions—Tracy 58 run (Martin kick)
 Lions—Gedman 3 run (Martin kick)
 Lions—Martin 14 FG

1970

49ers 17, Vikings 14
NFC Divisional Playoff
December 27 at Metropolitan Stadium
(Bloomington, MN)

QB John Brodie scored on a one-yard run with just under two minutes remaining to provide the difference as the 49ers claimed a 17-14 decision over Minnesota at a frigid Metropolitan Stadium. San Francisco was trailing 7-0 in the first quarter when Brodie connected with WR Dick Witcher on a 24-yard scoring toss. Brodie completed 16-of-32 passes for 201 yards and one touchdown.

49ers	7	3	0	7	—	17
Vikings	7	0	0	7	—	14

Vikings—Krause 22 fumble recovery (Cox kick)
 49ers—Witcher 24 pass from Brodie (Gossett kick)
 49ers—Gossett 40 FG
 49ers—Brodie 1 run (Gossett kick)
 Vikings—Washington 24 pass from Cuozzo (Cox kick)

Cowboys 17, 49ers 10
NFC Championship
January 3 at Kezar Stadium
(San Francisco, CA)

QB John Brodie passed for 262 yards and one touchdown, but it wasn't enough as the Cowboys advanced to Super Bowl V with a 17-10 win over the 49ers at Kezar Stadium. RB Duane Thomas rushed for 143 yards and scored on a 13-yard run in the third quarter to put Dallas ahead 10-3. Later in the quarter QB Craig Morton connected with RB Walt Garrison on a five-yard toss to put the Cowboys up 17-3. San Francisco would add to its final score on its next possession with a 26-yard Brodie-to-WR Dick Witcher touchdown, capping an eight-play, 73-yard drive.

Cowboys	0	3	14	0	—	17
49ers	3	0	7	0	—	10

49ers—Gossett 16 FG
 Cowboys—Clark 21 FG
 Cowboys—Thomas 13 run (Clark kick)
 Cowboys—Garrison 5 pass from Morton (Clark kick)
 49ers—Witcher 26 pass from Brodie (Gossett kick)

1971

49ers 24, Redskins 20
NFC Divisional Playoff
December 26 at Candlestick Park
(San Francisco, CA)

QB John Brodie completed 10-of-19 passes for 176 yards and two touchdowns as San Francisco advanced to the NFC Championship Game with a 24-20 win over Washington at a wet and windy Candlestick Park. Brodie hit WR Gene Washington on a 78-yard play for his first touchdown of the game that helped tie the score at 10-10. On the next 49ers possession Brodie connected with WR Bob Windsor on a two-yard toss into the corner of the end zone that led to a 17-10 lead. The 49ers would insure the victory when DT Bob Hoskins pounced on an errant snap from center and recovered it for a touchdown with just under three minutes remaining in the game. LB Frank Nunley led the defensive effort with 11 tackles and a blocked field goal.

Redskins	7	3	3	7	—	20
49ers	0	3	14	7	—	24

Redskins—Smith 5 pass from Kilmer (Knight kick)
 49ers—Gossett 23 FG
 Redskins—Knight 40 FG
 49ers—Washington 78 pass from Brodie (Gossett kick)
 49ers—Windsor 2 pass from Brodie (Gossett kick)
 Redskins—Knight 36 FG
 49ers—Hoskins rec. fumble in end zone (Gossett kick)
 Redskins—Brown 16 pass from Kilmer (Knight kick)

Cowboys 14, 49ers 3
NFC Championship
January 2 at Texas Stadium
(Irving, TX)

San Francisco and Dallas combined for just 483 yards of total offense in a low-scoring affair at Texas Stadium. The Cowboys received rushing touchdowns from RB Calvin Hill and RB Duane Thomas as they posted a 14-3 win and earned a bid to Super Bowl VI. San Francisco was paced offensively by RB Vic Washington with 86 yards of total offense. QB John Brodie completed 14-of-30 passes for 184 yards, but was intercepted three times. DE Cedrick Hardman had a big game with 12 tackles, including two sacks. DE Tommy Hart and LB Frank Nunley had 11 tackles each.

49ers	0	0	3	0	—	3
Cowboys	0	7	0	7	—	14

Cowboys—Hill 1 run (Clark kick)
 49ers—Gossett 28 FG
 Cowboys—D. Thomas 2 run (Clark kick)

1972

Cowboys 30, 49ers 28
NFC Divisional Playoff
December 23 at Candlestick Park
(San Francisco, CA)

QB Roger Staubach came off the bench to rally the Dallas Cowboys with two touchdown passes in the closing minutes of regulation to post a 30-28 come-from-behind win over the 49ers. Staubach connected with WR Billy Parks on a 20-yard touchdown with 1:30 remaining in the game. On the ensuing onside kick the Cowboys recovered and three plays later Staubach connected with WR Ron Sellers for the game winner. The outcome overshadowed several sparkling individual efforts for the 49ers. RB Vic Washington set a club record with his 97-yard touchdown return on the opening kickoff. RB Larry Schreiber also established a then club record by scoring three rushing touchdowns. LB Ed Beard led the Niners defense with 10 tackles while DE Cedrick Hardman added three sacks.

Cowboys	3	10	0	17	—	30
49ers	7	14	7	0	—	28

49ers—Washington 97 kickoff return (Gossett kick)
 Cowboys—Fritsch 37 FG
 49ers—Schreiber 1 run (Gossett kick)
 49ers—Schrieber 1 run (Gossett kick)
 Cowboys—Fritsch 45 FG
 Cowboys—Alworth 28 pass from Morton (Fritsch kick)
 49ers—Schreiber 1 run (Gossett kick)
 Cowboys—Fritsch 27 FG
 Cowboys—Parks 20 pass from Staubach (Fritsch kick)
 Cowboys—Sellers 10 pass from Staubach (Fritsch kick)



1981

49ers 38, Giants 24
NFC Divisional Playoff
January 3 at Candlestick Park
(San Francisco, CA)

San Francisco returned to the playoffs for the first time since 1972 and posted its first postseason win since 1971 with a 38–24 triumph over the visiting New York Giants. Aiding the 49ers cause was CB Ronnie Lott, who intercepted two passes, including one he returned 20 yards for a touchdown, and recorded five tackles. Offensively, the Niners were paced by QB Joe Montana, who completed 20-of–31 passes for 304 yards and two touchdowns. Montana hit TE Charlie Young on an eight-yard toss in the first quarter and connected with WR Freddie Solomon on a 58-yard strike in the second. Solomon finished the day with six receptions for 107 yards. He was joined by WR Dwight Clark who had five receptions for 104 yards.

Giants	7	3	7	7	–	24
49ers	7	17	0	14	–	38

49ers— Young 8 pass from Montana (Wersching kick)
 Giants— Gray 72 pass from Brunner (Danelo kick)
 49ers— Wersching 22 FG
 49ers— Solomon 58 pass from Montana (Wersching kick)
 49ers— Patton 25 run (Wersching kick)
 Giants— Danelo 48 FG
 Giants— Perkins 59 pass from Brunnner (Danelo kick)
 49ers— Ring 3 run (Wersching kick)
 49ers— Lott 20 interception (Wersching kick)
 Giants— Perkins 17 pass from Brunner (Danelo kick)

49ers 28, Cowboys 27
NFC Championship
January 10 at Candlestick Park
(San Francisco, CA)

In the most memorable playoff game to date, the 49ers and Cowboys staged an epic battle. In what was a fitting end for some and a heartbreaking one for others, it was the 49ers who came out on top 28–27. QB Joe Montana capped a brilliant day with a six-yard touchdown pass to WR Dwight Clark late in the fourth quarter to overcome a six-point deficit. “The Catch,” as it would come to be known, capped a 13-play, 89-yard drive that took over four minutes off the clock. Montana finished the day with 286 yards on 22-of–35 passing and three touchdowns. Clark posted eight receptions for 120 yards and two touchdowns.

Cowboys	10	7	0	10	–	27
49ers	7	7	7	7	–	28

49ers— Solomon 8 pass from Montana (Wersching kick)
 Cowboys— Septien 44 FG
 Cowboys— Hill 26 pass from White (Septien kick)
 49ers— Clark 20 pass from Montana (Wersching kick)
 Cowboys— Dorsett 5 run (Septien kick)
 49ers— Davis 2 run (Wersching kick)
 Cowboys— Septien 22 FG
 Cowboys— Cosbie 21 pass from White (Septien kick)
 49ers— Clark 6 pass from Montana (Wersching kick)

49ers 26, Bengals 21
Super Bowl XVI
January 24 at Silverdome
(Pontiac, MI)

QB Joe Montana accounted for two first half touchdowns and K Ray Wersching added two field goals as San Francisco built a 20–0 lead at the half and held on for a 26–21 victory over the Bengals for its first Super Bowl Championship. Montana scored on a one-yard run in the first quarter and in the second he led the team on a 12-play, 92-yard drive that resulted in an 11-yard scoring toss to FB Earl Cooper. For the game, Montana completed 14-of–22 passes for 157 yards. Wersching also had an impressive outing. The veteran kicker connected on all four field goal attempts in the game, hitting from 22, 26, 40 and 23 yards. The 49ers defense kept the potent Bengals attack in check for much of the game. Cincinnati QB Ken Anderson warmed up in the second half with three touchdowns, two of them on pass plays to TE Dan Ross, but two fourth quarter field goals by Wersching put the game out of reach. LB Jack Reynolds keyed the 49ers defense with seven tackles and one sack. LB Bob Leopold also recorded seven tackles and NT Archie Reese added six stops.

49ers	7	13	0	6	–	26
Bengals	0	0	7	14	–	21

49ers— Montana 1 run (Wersching kick)
 49ers— Cooper 11 pass from Montana (Wersching kick)
 49ers— Wersching 22 FG
 49ers— Wersching 26 FG
 Bengals— Anderson 5 run (Breech kick)
 Bengals— Ross 4 pass from Anderson (Breech kick)
 49ers— Wersching 40 FG
 49ers— Wersching 23 FG
 Bengals— Ross 3 pass from Anderson (Breech kick)

1983

49ers 24, Lions 23
NFC Divisional Playoff
December 31 at Candlestick Park
(San Francisco, CA)

WR Freddie Solomon caught a 14-yard touchdown pass from QB Joe Montana with two minutes remaining to give San Francisco a 24–23 win over the visiting Detroit Lions and earn a berth in the NFC Championship Game. San Francisco’s defense kept the team alive on several occasions, intercepting Detroit QB Gary Danielson five times. LB Riki Ellison had two interceptions while LB Keena Turner, S Dwight Hicks and CB Ronnie Lott had one apiece. RB Wendell Tyler and RB Roger Craig each scored a touchdown for San Francisco. Tyler rushed for 74 yards on 17 carries and also caught two passes for 15 yards. Craig led the Niners in receiving with seven receptions for 61 yards.

Lions	3	6	0	14	–	23
49ers	7	7	3	7	–	24

Lions— Murray 37 FG
 49ers— Craig 1 run (Wersching kick)
 49ers— Tyler 2 run (Wersching kick)
 Lions— Murray 21 FG
 Lions— Murray 54 FG
 49ers— Wersching 19 FG
 Lions— Sims 11 run (Murray kick)
 Lions— Sims 3 run (Murray kick)
 49ers— Solomon 14 pass from Montana (Wersching kick)

Redskins 24, 49ers 21
NFC Championship
January 8 at RFK Stadium
(Washington, DC)

Mark Moseley connected on a 25-yard field goal with 40 seconds remaining to hand San Francisco a heartbreaking 24–21 defeat in the NFC Championship Game at RFK Stadium. The defeat was especially hard to swallow after the 49ers fought back from a 21–0 deficit with 21 fourth-quarter points. QB Joe Montana hit WR Mike Wilson on a five-yard scoring strike 30 seconds into the fourth, snapping the shutout. On the next 49ers possession, Montana hit WR Freddie Solomon on a 76-yard bomb to pull within seven at 21–14. The Redskins went three-and-out on their next possession, which led to another Montana-to-Wilson touchdown and a tie ballgame. Unfortunately for the 49ers, the Redskins would launch a six-minute drive that led to the Moseley field goal and the end of the season. Montana finished the game with his typically excellent numbers: 27-of–48 for 347 yards and three touchdowns. Solomon caught eight passes for 106 yards and one touchdown. DT Pete Kugler led the defensive charge with 10 tackles. He was joined by S Carlton Williamson with eight tackles and LBs Riki Ellison and Keena Turner had six stops each.

49ers	0	0	0	21	–	21
Redskins	0	7	14	3	–	24

Redskins— Riggins 4 run (Moseley kick)
 Redskins— Riggins 1 run (Moseley kick)
 Redskins— Brown 70 pass from Theismann (Moseley kick)
 49ers— Wilson 5 pass from Montana (Wersching kick)
 49ers— Solomon 76 pass from Montana (Wersching kick)
 49ers— Wilson 12 pass from Montana (Wersching kick)
 Redskins— Moseley 25 FG



1984

49ers 21, Giants 10
NFC Divisional Playoff
December 29 at Candlestick Park
(San Francisco, CA)

QB Joe Montana rushed for 63 yards, passed for 309 yards and the 49ers earned a date in the NFC Championship Game with a 21–10 win over the New York Giants. San Francisco drew first blood when Montana hooked up with his favorite target, WR Dwight Clark, on a 21–yard scoring toss just three minutes into the first quarter. Clark would finish the day with 112 yards on nine receptions. On the Giants next possession, it was S Ronnie Lott who intercepted a QB Phil Simms pass and returned it 38 yards to the New York 12–yard line. Two plays later, Montana hit TE Russ Francis on a nine–yard strike to extend the lead to 14–0. New York would pull within three following LB Harry Carson's interception and touchdown return off a tipped Montana pass seven minutes into the second quarter. Three minutes later, the 49ers answered when Montana hit WR Freddie Solomon on a 29–yard scoring completion to put San Francisco up 21–10. DE Fred Dean recorded seven tackles and two sacks for the inspired 49ers defense. LB Jack Reynolds added five tackles.

Giants	0	10	0	0	–	10
49ers	14	7	0	0	–	21

49ers— Clark 21 pass from Montana (Wersching kick)
 49ers— Francis 9 pass from Montana (Wersching kick)
 Giants— Haji–Sheikh 46 FG
 Giants— Carson 14 interception return (Haji–Sheikh kick)
 49ers— Solomon 29 pass from Montana (Wersching kick)

49ers 23, Bears 0
NFC Championship
January 6 at Candlestick Park
(San Francisco, CA)

San Francisco advanced to Super Bowl XIX with a 23–0 win over the visiting Chicago Bears. The story of the day was the 49ers defense that recorded nine sacks and held the Bears to 186 yards of total offense. Leading the charge for the defense were DE Gary Johnson and DT Michael Carter. Neither Johnson nor Carter were starters in the game, yet they led the squad with two sacks and six tackles each. LB Riki Ellison recorded a team–high eight tackles. Offensively, San Francisco was led by QB Joe Montana and RB Wendell Tyler. Montana threw for 233 yards and one touchdown, a 10–yard toss to WR Freddie Solomon in the fourth quarter. Tyler had 68 yards on 10 carries and scored on a nine–yard jaunt early in the third quarter.

Bears	0	0	0	0	–	0
49ers	3	3	7	10	–	23

49ers— Wersching 21 FG
 49ers— Wersching 22 FG
 49ers— Tyler 9 run (Wersching kick)
 49ers— Solomon 10 pass from Montana (Wersching kick)
 49ers— Wersching 34 FG

49ers 38, Dolphins 16
Super Bowl XIX
January 20 at Stanford Stadium
(Palo Alto, CA)

QB Joe Montana passed for 331 yards and accounted for four touchdowns to lead San Francisco to a 38–16 win over the Miami Dolphins. For his efforts, Montana was named Super Bowl MVP for the second time in his career. The game was played at nearby Stanford Stadium in Palo Alto in front of 84,059 fans. Montana's first touchdown of the day came on a 33–yard strike to RB Carl Monroe late in the first quarter. He followed that with an eight–yard scoring toss to RB Roger Craig in the second quarter. On the next 49ers possession, Montana added his third score of the day, this time taking it in himself on a six–yard run. His fourth and final score came on a 16–yard pass to Craig midway through the third quarter. Craig also had an impressive day totaling 135 yards of total offense and added two scores. San Francisco rolled up an impressive 537 yards of total offense in the game, including 211 rushing yards. S Carlton Williamson and CB Eric Wright each intercepted a QB Dan Marino pass. LB Keena Turner led the team with six tackles.

Dolphins	10	6	0	0	–	16
49ers	7	21	10	0	–	38

Dolphins— von Schamann 37 FG
 49ers— Monroe 33 pass from Montana (Wersching kick)
 Dolphins— Johnson 2 pass from Marino (von Schamann kick)
 49ers— Craig 8 pass from Montana (Wersching kick)
 49ers— Montana 6 run (Wersching kick)
 49ers— Craig 2 run (Wersching kick)
 Dolphins— von Schamann 31 FG
 Dolphins— von Schamann 30 FG
 49ers— Wersching 27 FG
 49ers— Craig 16 pass from Montana (Wersching kick)

1985

Giants 17, 49ers 3
NFC Wild Card
December 28 at Giants Stadium
(Meadowlands, NJ)

San Francisco posted more yards of total offense than the host Giants, yet it wasn't enough as New York rolled up a 17–3 win in the NFC Wild Card Game. QB Joe Montana completed 26–of–47 passes for 296 yards for the 49ers in the losing effort. WR Dwight Clark caught a postseason career–high eight passes for 120 yards. The Giants were led by RB Joe Morris who gained 141 yards on the ground and QB Phil Simms who passed for 181 yards and two touchdowns. Defensively, San Francisco was paced by LB Keena Turner with seven tackles and S Ronnie Lott, who added five stops.

49ers	0	3	0	0	–	3
Giants	3	7	7	0	–	17

Giants— Schubert 47 FG
 Giants— Bavaro 18 pass from Simms (Schubert kick)
 49ers— Wersching 21 FG
 Giants— Hasselbeck 3 pass from Simms (Schubert kick)

1986

Giants 49, 49ers 3
NFC Divisional Playoff
January 4 at Giants Stadium
(Meadowlands, NJ)

QB Phil Simms threw four touchdown passes and RB Joe Morris rushed for 159 yards as the New York Giants defeated San Francisco for the second consecutive season in a playoff game at Giants Stadium. San Francisco was held to 29 yards on the ground and 184 yards of total offense by a Giants defense led by LB Lawrence Taylor and LB Harry Carson. Carson posted nine tackles and Taylor returned an interception 34 yards for a touchdown. Simms threw four touchdown passes and Morris rushed for 159 yards and two scores to lead a potent New York offense.

49ers	3	0	0	0	–	3
Giants	7	21	21	0	–	49

Giants— Bavaro 24 pass from Simms (Allegre kick)
 49ers— Wersching 26 FG
 Giants— Morris 45 run (Allegre kick)
 Giants— Johnson 15 pass from Simms (Allegre kick)
 Giants— Taylor 34 interception return (Allegre kick)
 Giants— McConkey 28 pass from Simms (Allegre kick)
 Giants— Mowat 29 pass from Simms (Allegre kick)
 Giants— Morris 2 run (Allegre kick)

1987

Vikings 36, 49ers 24
NFC Divisional Playoff
January 9 at Candlestick Park
(San Francisco, CA)

Minnesota WR Anthony Carter and K Chuck Nelson each established NFL postseason records as the Vikings posted a 36–24 win over hometown San Francisco at Candlestick Park. Carter caught 10 passes from QB Wade Wilson for an NFL postseason record 227 yards. Carter broke the old record of 198 yards that was set by E Tom Fears of the Los Angeles Rams in 1950 against the Chicago Bears. Nelson set his record by kicking five field goals, breaking the old mark of four that was done eight times. San Francisco was led offensively by QB Steve Young, who spelled QB Joe Montana early in the second half. Young completed 12–of–17 passes for 158 yards and one touchdown. He also ran for a team–high 72 yards on six carries and had a five–yard touchdown run.

Vikings	3	17	10	6	–	36
49ers	3	0	14	7	–	24



Vikings— Nelson 21 FG
 49ers— Wersching 43 FG
 Vikings— Hilton 7 pass from Wilson (Nelson kick)
 Vikings— Nelson 23 FG
 Vikings— Rutland 45 interception return (Nelson kick)
 49ers— Fuller 48 interception return (Wersching kick)
 Vikings— Jones 5 pass from Wilson (Nelson kick)
 49ers— Young 5 run (Wersching kick)
 Vikings— Nelson 40 FG
 Vikings— Nelson 46 FG
 49ers— Frank 16 pass from Young (Wersching kick)
 Vikings— Nelson 23 FG

1988

49ers 34, Vikings 9
NFC Divisional Playoff
January 1 at Candlestick Park
(San Francisco, CA)

RB Roger Craig and WR Jerry Rice entered the NFL record books as the 49ers advanced to the NFC Championship Game with a convincing 34–9 win over the visiting Minnesota Vikings at Candlestick. Rice set a record, that he shares with five other players, with three touchdown receptions. He scored on receptions of two, four and 11 yards, all thrown by QB Joe Montana. Rice closed the day with five receptions for 61 yards. Craig entered the record book courtesy of his 80–yard touchdown run in the fourth quarter. The run was the longest touchdown run and the longest run from scrimmage in team postseason history. Craig broke the old record established by RB Marcus Allen with his 74–yard touchdown run against the Washington Redskins in 1983. Craig finished the day with 135 yards on 21 carries and two touchdowns. The 49ers defense also posted a strong day, recording six sacks, two interceptions and one fumble recovery. S Ronnie Lott had a big day with four tackles, two interceptions and three passes defended. DE Larry Roberts recorded two and a half sacks.

Vikings	3	0	6	0	–	9
49ers	7	14	0	13	–	34

Vikings— Nelson 47 FG
 49ers— Rice 2 pass from Montana (Cofer kick)
 49ers— Rice 4 pass from Montana (Cofer kick)
 49ers— Rice 11 pass from Montana (Cofer kick)
 Vikings— H. Jones 5 pass from Wilson (Nelson kick)
 49ers— Craig 4 run (Cofer kick)
 49ers— Craig 80 run (Cofer kick)

49ers 28, Bears 3
NFC Championship
January 8 at Soldier Field
(Chicago, IL)

Game time temperatures were in the teens and the wind chill was 26 below zero, but the San Francisco 49ers were hot, as they rolled to a 28–3 win over the Chicago Bears at Soldier Field. QB Joe Montana hit WR Jerry Rice on a 61–yard scoring toss in the first quarter and a 27–yard scoring toss in the second as the 49ers took a 14–3 lead into the half. In the third quarter, it

was again the mastery of Montana, who connected with TE John Frank on a five–yard touchdown pass to extend the lead to 21–3. FB Tom Rathman capped a solid day with a four–yard burst into the end zone with 8:07 remaining in the fourth quarter. Rathman finished with 36 yards rushing and caught five passes for 51 yards. The San Francisco defensive charge was led by LB Mike Walter, who posted a game–high 11 tackles and forced a fumble. S Jeff Fuller recorded nine tackles and intercepted a pass. Offensively, Rice finished with 11 receptions for 133 yards and two touchdowns while Montana completed 17–of–27 passes for 288 yards.

49ers	7	7	7	7	–	28
Bears	0	3	0	0	–	3

49ers— Rice 61 pass from Montana (Cofer kick)
 49ers— Rice 27 pass from Montana (Cofer kick)
 Bears— Butler 25 FG
 49ers— Frank 5 pass from Montana (Cofer kick)
 49ers— Rathman 4 run (Cofer kick)

49ers 20, Bengals 16
Super Bowl XXIII
January 22 at Joe Robbie Stadium
(Miami, FL)

In what proved to be the most exciting Super Bowl game of the decade, it was the play of a collected veteran that delivered San Francisco its third NFL Championship. QB Joe Montana connected on 23–of–36 passes for 357 yards, but no completion would be more important than his last. The game opened at a stand still with neither team having any ability to move the ball offensively. San Francisco opened the scoring on a 41–yard field goal by K Mike Cofer late in the first quarter. The Bengals responded with K Jim Breech's 34–yard field goal and the teams headed to the half locked in a 3–3 tie. The third quarter began with the teams trading field goals before the Bengals broke the touchdown drought. Following a 49ers field goal, Cincinnati KR Stanford Jennings took the Cofer kickoff and returned it 93 yards for a touchdown. It didn't take long for San Francisco to respond. Montana hit WR Jerry Rice for a 31–yard completion and followed that with a swing pass that RB Roger Craig turned into a 40–yard gain. Two plays and 16 seconds later, Montana found Rice in the corner of the end zone for a 10–yard touchdown. An 11–play, 46–yard drive by the Bengals resulted in a 46–yard field goal by Breech, giving Cincinnati a 16–13 lead and leaving the 49ers just 3:20 on the clock. San Francisco received the kickoff and returned it to the 20, but a penalty moved the ball back to the eight–yard line. What happened next is legendary. Montana connected on five consecutive passes to move the ball to the Bengals 35. A holding penalty moved the ball back 10 yards, but Montana responded with a 27–yard completion to Rice and another first down. A quick hit to Craig followed by a timeout left the Niners with second and two from the Bengals 10–yard line. Following the timeout, Montana hit WR John Taylor in the middle of the end zone for a touchdown and San Francisco had its third Super Bowl title of the decade.

Bengals	0	3	10	3	–	16
49ers	3	0	3	14	–	20

49ers— Cofer 41 FG
 Bengals— Breech 34 FG
 Bengals— Breech 43 FG
 49ers— Cofer 32 FG
 Bengals— Jennings 93 kickoff return (Breech kick)
 49ers— Rice 14 pass from Montana (Cofer kick)
 Bengals— Breech 40 FG
 49ers— Taylor 10 pass from Montana (Cofer kick)

1989

49ers 41, Vikings 13
NFC Divisional Playoff
January 6 at Candlestick Park
(San Francisco, CA)

QB Joe Montana threw four touchdown passes and RB Roger Craig rushed for 118 yards as the 49ers advanced to the NFC Championship Game with a convincing 41–13 win over the visiting Minnesota Vikings at Candlestick Park. The Vikings opened the scoring on a K Rich Karlis field goal nine minutes into the first quarter, but from that point on it was all San Francisco. The 49ers erupted for 28 consecutive points before halftime to put the game away early. Just 20 seconds after the Vikings initial score, Montana connected with WR Jerry Rice for the first of his four touchdown passes of the afternoon. The play started simply enough before, in true Rice fashion, he turned a seven–yard gain into a 72–yard touchdown. Following an interception by S Chet Brooks, Montana hit TE Brent Jones for an eight–yard touchdown pass and the rout was on. Montana would add touchdown passes to WR John Taylor and another to Rice before handing the game over to reserve QB Steve Young. On the day, Montana completed 17–of–24 passes for 241 yards. The 49ers defense would also contribute a score, courtesy of S Ronnie Lott, who intercepted a QB Tommy Kramer pass and returned it 58 yards for a touchdown.

Vikings	3	0	3	7	–	13
49ers	7	20	0	14	–	41

Vikings— Karlis 38 FG
 49ers— Rice 72 pass from Montana (Cofer kick)
 49ers— Jones 8 pass from Montana (Cofer kick)
 49ers— Taylor 8 pass from Montana (kick failed)
 49ers— Rice 13 pass from Montana (Cofer kick)
 Vikings— Karlis 44 FG
 49ers— Lott 58 interception return (Cofer kick)
 49ers— Craig 4 run (Cofer kick)
 Vikings— Fenney 3 run (Karlis kick)

49ers 30, Rams 3
NFC Championship
January 14 at Candlestick Park
(San Francisco, CA)

The 49ers defense intercepted QB Jim Everett three times and held the Los Angeles Rams to 156 yards of total offense as San Francisco earned its fourth trip to the Super Bowl of the decade with a 30–3 win at



Candlestick Park in the NFC Championship Game. San Francisco QB Joe Montana was superb in his direction of the 49ers offense, completing 26-of-30 passes for 262 yards and two touchdowns. His first touchdown pass of the game came with 11:27 remaining in the second quarter when he hit TE Brent Jones on a 20-yard strike to give the 49ers a 7-3 lead. CB Tim McKyer intercepted an Everett pass giving the 49ers possession at the Los Angeles 27-yard line. A five-play drive culminated in a one-yard touchdown run by RB Roger Craig. It wouldn't take long for San Francisco to strike again. Gaining possession with 3:10 remaining in the second, Montana calmly directed a 14-play, 97-yard drive that ended with an 18-yard scoring toss to WR John Taylor. K Mike Cofer accounted for the final nine points on three field goals in the second half. Offensively, Montana was joined by Craig, who rushed for 94 yards on 24 carries. WR Jerry Rice caught six passes for 55 yards and FB Tom Rathman added 63 yards rushing and 48 yards receiving.

Rams	3	0	0	0	—	3
49ers	0	21	3	6	—	30

Rams—Lansford 23 FG
 49ers—Jones 20 pass from Montana (Cofer kick)
 49ers—Craig 1 run (Cofer kick)
 49ers—Taylor 18 pass from Montana (Cofer kick)
 49ers—Cofer 28 FG
 49ers—Cofer 36 FG
 49ers—Cofer 25 FG

49ers 55, Broncos 10
Super Bowl XXIV
January 28 at Louisiana Superdome
(New Orleans, LA)

WR Jerry Rice scored three touchdowns, FB Tom Rathman scored twice and QB Joe Montana earned his third Super Bowl MVP award as the San Francisco 49ers cruised to their fourth NFL Championship of the decade with a resounding 55-10 win over the Denver Broncos. The game was played before a crowd of 72,919 at the Louisiana Superdome in New Orleans, LA. Rice scored on touchdown catches of 20, 38 and 28 yards en route to a seven-reception, 148-yard outing. Rathman scored his two touchdowns on runs of one and three yards. The real story of the game was the play of Montana. He completed a sensational 22-of-29 passes for 297 yards and five touchdowns. He was masterful in his direction of the 49ers offense, leading the team on scoring drives of 66, 69 and 71 yards. The 49ers defense proved to be as devastating as the offense. San Francisco harassed Denver QB John Elway all game, intercepting him twice and sacking him on six occasions. DE Daniel Stubbs led the way with two sacks and was joined by four others who had one sack each. DE Kevin Fagan had six tackles and LB Matt Millen added five.

49ers	13	14	14	14	—	55
Broncos	3	0	7	0	—	10

49ers—Rice 20 pass from Montana (Cofer kick)
 Broncos—Treadwell 42 FG
 49ers—Jones 7 pass from Montana (kick failed)
 49ers—Rathman 1 run (Cofer kick)
 49ers—Rice 38 pass from Montana (Cofer kick)
 49ers—Rice 28 pass from Montana (Cofer kick)
 49ers—Taylor 35 pass from Montana (Cofer kick)
 Broncos—Elway 3 run (Treadwell kick)
 49ers—Rathman 3 run (Cofer kick)
 49ers—Craig 1 run (Cofer kick)

1990

49ers 28, Redskins 10
NFC Divisional Playoff
January 12 at Candlestick Park
(San Francisco, CA)

QB Joe Montana completed 22-of-31 passes for 274 yards and two touchdowns as San Francisco advanced to the NFC Championship Game with a 28-10 win over the visiting Washington Redskins. The Redskins opened the scoring on a 31-yard touchdown reception from QB Mark Rypien to WR Art Monk. The 49ers answered with a one-yard touchdown run by FB Tom Rathman that capped an eight-play, 74-yard drive to tie the score at 7-7. Washington added a 44-yard field goal by K Chip Lohmiller just before the end of the first quarter to take a 10-7 lead. That would be all of the scoring for the Redskins as the 49ers would reel off 21 consecutive points over the next three quarters. Montana hit WR Jerry Rice on a 10-yard strike to complete a 10-play drive, giving San Francisco its first lead of the game four minutes into the second quarter. Five minutes later, the 49ers would extend their lead to 21-10 thanks to an eight-yard touchdown pass from Montana to WR Mike Sherrard. It was the 49ers defense that would cap the scoring for the day. Following a scoreless third quarter, DT Michael Carter intercepted a Rypien pass that had been tipped by DE Charles Haley and returned it 61 yards for a touchdown. CB Don Griffin and DE Kevin Fagan had seven tackles each to lead the 49ers defense.

Redskins	10	0	0	0	—	10
49ers	7	14	0	7	—	28

Redskins—Monk 31 pass from Rypien (Lohmiller kick)
 49ers—Rathman 1 run (Cofer kick)
 Redskins—Lohmiller 44 FG
 49ers—Rice 10 pass from Montana (Cofer kick)
 49ers—Sherrard 8 pass from Montana (Cofer kick)
 49ers—Carter 61 interception return (Cofer kick)

Giants 15, 49ers 13
NFC Championship
January 20 at Candlestick Park
(San Francisco, CA)

Kickers and defense were the story of the day at Candlestick as the Giants used five field goals from K Matt Bahr and the Giants defense held San Francisco to 39 yards on the ground to defeat the 49ers 15-13. In the first two quarters, it was Bahr and 49ers K Mike Cofer who provided all the scoring. Bahr connected on

a pair of field goals from 28 and 42 yards out. Cofer added field goals of 47 and 35 yards, and the teams entered the half in a 6-6 tie. San Francisco opened the scoring in the third quarter on a 61-yard touchdown pass to WR John Taylor from QB Joe Montana to take a 13-6 lead. From that point on, it was all New York and Matt Bahr. Bahr kicked field goals of 46 and 38 yards to pull the Giants within one at 13-12 with 5:47 remaining. San Francisco took over at its own 20-yard line, but five plays later DT Erik Howard forced a 49ers fumble and LB Lawrence Taylor recovered at the Giants 43-yard line with 2:36 remaining. A pair of QB Jeff Hostetler completions to TE Mark Bavaro and WR Stephen Baker had the Giants in field goal range at the 49ers 29-yard line with 1:10 remaining in the contest. Three plays later Bahr added his fifth field goal of the day, this one from 42 yards away, as time expired. Montana completed 18-of-26 passes for 190 yards and one touchdown. Taylor caught two passes for 75 yards, including the 61-yard touchdown. WR Jerry Rice added five catches for 54 yards. Defensively, San Francisco was led by LB Bill Romanowski's seven tackles. DT Jim Burt, DT Pierce Holt and DE Charles Haley added one sack each.

Giants	3	3	3	6	—	15
49ers	3	3	7	0	—	13

49ers—Cofer 47 FG
 Giants—Bahr 28 FG
 Giants—Bahr 42 FG
 49ers—Cofer 35 FG
 49ers—Taylor 61 pass from Montana (Cofer kick)
 Giants—Bahr 46 FG
 Giants—Bahr 38 FG
 Giants—Bahr 42 FG

1992

49ers 20, Redskins 13
NFC Divisional Playoff
January 9 at Candlestick Park
(San Francisco, CA)

QB Steve Young threw for 227 yards, including two touchdown passes, and rushed for an additional 73 yards to lead San Francisco to a hard fought 20-13 win over the visiting Redskins at Candlestick Park. Young tossed a five-yard touchdown pass to WR John Taylor to open the scoring at the 11:48 mark of the first quarter. The teams traded field goals, and then Young hit TE Brent Jones on a 16-yard scoring strike and K Mike Cofer added the extra point to give San Francisco a 17-3 lead at halftime. The Redskins answered with 10 consecutive points on a K Chip Lohmiller field goal and a QB Mark Rypien one-yard touchdown plunge to cut the 49ers lead to 17-13. The locals responded with a 14-play, 59-yard drive that resulted in a 33-yard Cofer field goal with 2:22 remaining. The San Francisco defense did the rest, sacking Rypien four times on its final drive before forcing the Redskins to turn the ball over on downs. DT Pierce Holt had four tackles, including three sacks, to pace a determined Niners defense. CB Don Griffin posted a team-high six stops in the victory.



Redskins	3	0	3	7	–	13
49ers	7	10	0	3	–	20

49ers— Taylor 5 pass from Young (Cofer kick)
 Redskins— Lohmiller 19 FG
 49ers— Cofer 23 FG
 49ers— Jones 16 pass from Young (Cofer kick)
 Redskins— Lohmiller 32 FG
 Redskins— Rypien 1 run (Lohmiller kick)
 49ers— Cofer 33 FG

Cowboys 30, 49ers 20
NFC Championship
January 17 at Candlestick Park
(San Francisco, CA)

QB Troy Aikman completed 24-of-34 passes for 322 yards and two touchdowns as the Cowboys claimed a 30–20 win over the 49ers. The game was played before 64,920 fans at a rainy Candlestick Park. Dallas opened the scoring with a 20–yard field goal by K Lin Elliott. The 49ers answered with a one–yard run by QB Steve Young to take a 7–3 lead after the first quarter. Cowboy RB Emmitt Smith scored the first of his two touchdowns on a four–yard run at the 5:05 mark of the second quarter to put Dallas up 10–7. San Francisco tied the score three minutes later on a 28–yard field goal by K Mike Cofer. FB Daryl Johnston scored the first points of the second half on a three–yard run at the 10:45 mark of the third quarter to put the Cowboys ahead 17–10. Cofer added a field goal for the 49ers to make the score 17–13 heading into the fourth quarter. It was a battle between Aikman and Young in the fourth. Aikman hit Smith on a 16–yard scoring strike at the 12:25 mark, extending the Dallas lead to 24–13. Young answered back with a nine play, 93–yard drive resulting in a five–yard scoring toss to WR Jerry Rice to trim the Cowboys lead to 24–20. It didn't take long for Dallas to respond. On a first and 10 from their own 21, Aikman hit WR Alvin Harper on a crossing pattern that Harper turned into a 70–yard completion. Three plays later Aikman hit WR Kelvin Martin for a six–yard touchdown to secure the win. Rice had an outstanding day receiving, finishing with eight catches for 123 yards and one touchdown. Young completed 25–of–35 passes for 313 yards and one touchdown. CB Eric Davis had six tackles to lead the 49ers defense. DT Ted Washington and DE Kevin Fagan had two sacks each.

Cowboys	3	7	7	13	–	30
49ers	7	3	3	7	–	20

Cowboys— Elliott 20 FG
 49ers— Young 1 run (Cofer kick)
 Cowboys— Smith 4 run (Elliott kick)
 49ers— Cofer 28 FG
 Cowboys— Johnston 3 run (Elliott kick)
 49ers— Cofer 42 FG
 Cowboys— Smith 16 pass from Aikman (Elliott kick)
 49ers— Rice 5 pass from Young (Cofer kick)
 Cowboys— Martin 6 pass from Aikman (kick blocked)

1993

49ers 44, Giants 3
NFC Divisional Playoff
January 15 at Candlestick Park
(San Francisco, CA)

It was a wattered down 49ers attack at Candlestick Park as RB Ricky Watters established an NFL single–game playoff record with five rushing touchdowns in the 44–3 win over the visting New York Giants. Watters scored on runs of one, one, two, six and two yards as he compiled 118 rushing yards on 24 carries. He also caught a team–high five passes for 46 yards from QB Steve Young, who finished the day completing 17–of–22 passes for 226 yards in the victory. The 49ers defense stepped up their play in the win as well. New York was held to 194 total yards, with only 41 yards rushing. DT Dana Stubblefield had two sacks and LB Bill Romanowski added a team–high five tackles. The game was marked by several milestone events: Attendance of 67,143 set a 49ers and Candlestick Park record (since broken), 44 points are most scored by 49ers in an NFC Playoff Game, Watters sets NFL single–game record for postseason rushing touchdowns (5), postseason touchdowns (5) and points scored (30).

Giants	0	3	0	0	–	3
49ers	9	14	14	7	–	44

49ers— Watters 1 run (kick failed)
 49ers— Cofer 29 FG
 49ers— Watters 1 run (Cofer kick)
 49ers— Watters 2 run (Cofer kick)
 Giants— Treadwell 25 FG
 49ers— Watters 6 run (Cofer kick)
 49ers— Watters 2 run (Cofer kick)
 49ers— Logan 2 run (Cofer kick)

Cowboys 38, 49ers 21
NFC Championship
January 23 at Texas Stadium
(Irving, TX)

The Cowboys broke a 7–7 tie by scoring 21 unanswered points in the second quarter and that proved to be the difference in their 38–21 win over the visiting 49ers. The game was played before 64,902 at Texas Stadium. The Cowboys opened the scoring on a five–yard touchdown run by RB Emmitt Smith at 8:14 of the first quarter. San Francisco responded with a seven–yard touchdown reception by FB Tom Rathman from QB Steve Young early in the second quarter to tie the score. That would be as close as the 49ers would get, as Dallas answered with a 21–point outburst in the final 10 minutes of the second quarter to take a 28–7 halftime lead. San Francisco scored its second touchdown of the game at the 5:47 mark of the third quarter. RB Ricky Watters capped a six–play, 43–yard drive with a four–yard scamper into the end zone. Dallas sealed the game by scoring 10 consecutive points on a 42–yard touchdown reception by WR Alvin Harper from reserve QB Bernie Kosar and adding a 50–yard field

goal from K Eddie Murray. The 49ers would add another touchdown on a one–yard plunge by Young, capping a 17–play, 94–yard drive. San Francisco was paced offensively by Young, who completed 27–of–45 passes for 287 yards and one touchdown.

49ers	0	7	7	7	–	21
Cowboys	7	21	7	3	–	38

Cowboys— Smith 5 run (Murray kick)
 49ers— Rathman 7 pass from Young (Cofer kick)
 Cowboys— Johnston 4 run (Murray kick)
 Cowboys— Smith 11 pass from Aikman (Murray kick)
 Cowboys— Novacek 19 pass from Aikman (Murray kick)
 49ers— Watters 4 run (Cofer kick)
 Cowboys— Harper 42 pass from Kosar (Murray kick)
 Cowboys— Murray 50 FG
 49ers— Young 1 run (Cofer kick)

1994

49ers 44, Bears 15
NFC Divisional Playoff
January 7 at Candlestick Park
(San Francisco, CA)

FB William Floyd rushed for three touchdowns and the 49ers defense held Chicago to just 247 yards in a 44–15 rout of the Bears. Floyd's three scores established him as the first rookie to hit paydirt three times in an NFL playoff game. The Bears actually took an early 3–0 lead on a 39–yard field goal by K Kevin Butler. The Niners bounced back, however, lighting up the scoreboard for 37 unanswered points to put the game away. San Francisco's first points were the result of a 13–play, 68–yard drive that ended with a two–yard run by Floyd. CB Eric Davis then intercepted QB Steve Walsh on the Bears next possession and moments later, QB Steve Young connected with TE Brent Jones for an eight–yard scoring play. The Niners continued to roll in the second quarter, increasing the lead to 30–3 at the half on touchdown runs by Floyd and Young, sandwiched around a K Doug Brien field goal. Floyd's third touchdown of the game midway through the third quarter increased the lead to 37–3 and completed the afternoon's work for many of the San Francisco starters. LB Gary Plummer led a spirited defensive effort, tying the 49ers single–game postseason record with 13 tackles. The 49ers defense also sacked Chicago quarterbacks four times, led by DE Tim Harris' two.

49ers	7	23	7	7	–	44
Bears	3	0	0	12	–	15

Bears— Butler 39 FG
 49ers— Floyd 2 run (Brien kick)
 49ers— Jones 8 pass from Young (kick failed)
 49ers— Floyd 4 run (Brien kick)
 49ers— Brien 36 FG
 49ers— Young 6 run (Brien kick)
 49ers— Floyd 1 run (Brien kick)
 Bears— Flanigan 2 pass from Kramer (pass failed)
 49ers— Walker 1 run (Brien kick)
 Bears— Tillman 1 run (pass failed)



49ers 38, Cowboys 28
NFC Championship
January 15 at Candlestick Park
(San Francisco, CA)

CB Eric Davis returned an interception 44 yards for a touchdown and forced a fumble that San Francisco converted into another touchdown. Those plays set the stage for a defensive effort that produced five takeaways in San Francisco's 38–28 NFC Championship Game win over the Dallas Cowboys. The game was played before a Candlestick Park–record 69,143 (since broken). On the third play of the game, Davis, playing a disguised zone coverage, stepped in front of a QB Troy Aikman pass and sprinted to the end zone. Three plays later, he stripped the ball from WR Michael Irvin and S Tim McDonald recovered. Five plays later, QB Steve Young hit FB Ricky Watters in the flat on a play that produced a 29–yard touchdown and a 14–0 lead. The ensuing kickoff saw 49ers RB Adam Walker jar the ball loose from Dallas returner Kevin Williams and K Doug Brien recovered the fumble. It took seven plays before FB William Floyd plunged in from the one to make it 21–0 with 7:33 remaining in the first quarter. Dallas began its comeback on the next series. Facing third and 23 from the San Francisco 44, Aikman hit Irvin for a touchdown that cut the score to 21–7. Following a Brien field goal of 34 yards, RB Emmitt Smith capped a 63–yard drive with a four–yard run that narrowed the gap to 24–14. The crucial point in the game came seconds before the first half expired. With eight seconds remaining, Young found WR Jerry Rice for a 28–yard score, giving the 49ers a 31–14 lead heading into the locker room. The teams traded touchdowns in the second half with the 49ers holding off a strong Dallas charge in the fourth quarter. Young completed 13–of–29 passes for 155 yards and two touchdowns. He also rushed for 47 yards and another score. Watters led the ground game, compiling 72 yards, while TE Brent Jones and Floyd each had three receptions. Defensively, LB Ken Norton Jr. paced the squad with 10 tackles, while Davis and McDonald added seven. Davis also had two interceptions and a forced fumble. CB Deion Sanders had an interception, along with five passes defended, while DT Rhett Hall and DE Tim Harris each had two sacks.

49ers	21	10	7	0	–	38
Cowboys	7	7	7	7	–	28

49ers— Davis 44 interception return (Brien kick)
 49ers— Watters 29 pass from Young (Brien kick)
 49ers— Floyd 1 run (Brien kick)
 Cowboys— Irvin 44 pass from Aikman (Boniol kick)
 49ers— Brien 34 FG
 Cowboys— Smith 4 run (Boniol kick)
 49ers— Rice 28 pass from Young (Brien kick)
 Cowboys— Smith 1 run (Boniol kick)
 49ers— Young 3 run (Brien kick)
 Cowboys— Irvin 10 pass from Aikman (Boniol kick)

49ers 49, Chargers 26
Super Bowl XXIX
January 29 at Joe Robbie Stadium
(Miami, FL)

QB Steve Young set a Super Bowl record with six touchdown passes and WR Jerry Rice hauled in three scoring passes for the second time in his career in the world championship game. The 49ers stars led an offensive explosion that carried the team to a 49–26 win over San Diego. San Francisco wasted little time getting on the scoreboard as it took just three plays following the game's opening kickoff to crack the Chargers end zone. Following a FB William Floyd four–yard run and an 11–yard pass from Young to WR John Taylor, Young connected with Rice streaking down the middle of the field for a 44–yard scoring strike. Following a San Diego punt, San Francisco was back in the end zone again after only three plays as Young, once again, challenged the middle of the Chargers defense, this time with a pass to RB Ricky Watters, which netted a 51–yard score. The Chargers made things close for awhile, however, putting together a 13–play, 78–yard drive that concluded with a RB Natrone Means one–yard touchdown plunge to make it 14–7 after one quarter of play. The 49ers began to break the game open in the second quarter. They followed the San Diego touchdown with a 70–yard drive that culminated with a five–yard scoring pass from Young to Floyd. Two possessions later, following a partially blocked punt by RB Adam Walker, the Niners drove 49 yards for another score on an eight–yard toss from Young to Watters. K John Carney's 31–yard field goal with less than two minutes remaining in the half closed the margin at intermission to 28–10. The Niners put the game away in the third quarter, running the lead to 42–10 on a pair of long drives that ended with Watters' third score of the evening, a nine–yard blast up the middle, and a 15–yard pass from Young to Rice. Rice caught his third touchdown of the night on a seven–yard toss from Young in the fourth quarter, enabling Young to break QB Joe Montana's record of five Super Bowl touchdown passes. Young was named the game's Most Valuable Player, while Rice turned in the second best receiving performance in Super Bowl history with 10 catches for 149 yards, while tying his own record with three scoring receptions.

Chargers	7	3	8	8	–	26
49ers	14	14	14	7	–	49

49ers— Rice 44 pass from Young (Brien kick)
 49ers— Watters 51 pass from Young (Brien kick)
 Chargers— Means 1 run (Carney kick)
 49ers— Floyd 5 pass from Young (Brien kick)
 49ers— Watters 8 pass from Young (Brien kick)
 Chargers— Carney 31 FG
 49ers— Watters 9 run (Brien kick)
 49ers— Rice 15 pass from Young (Brien kick)
 Chargers— Coleman 98 KO return (Humphries to Seay pass)
 49ers— Rice 7 pass from Young (Brien kick)
 Chargers— Martin 30 pass from Humphries (Humphries to Pupunu pass)

1995

Packers 27, 49ers 17
NFC Divisional Playoff
January 6 at 3Com Park
(San Francisco, CA)

Aided by a swarming defense that caused four turnovers, the Green Bay Packers defeated the 49ers 27–17 at 3Com Park. A record crowd of 69,311 saw the Packers advance to the NFC Championship Game, while the 49ers one–year reign as world champions ended with an overall record of 11–6. Green Bay took its opening drive and marched to the San Francisco 26 before settling for a field goal attempt. However, K Chris Jacke's 44–yard attempt was blocked by S Tim McDonald and the 49ers took over at their 34. On the first play from scrimmage, QB Steve Young hit FB Adam Walker in the flat, but LB Wayne Simmons jarred the ball loose and CB Craig Newsome returned the fumble 31 yards for the touchdown. Green Bay also scored on its next two possessions, a three–yard pass from QB Brett Favre to TE Keith Jackson and a 13–yard toss from Favre to TE Mark Chmura. San Francisco scored its first points of the game late in the half when K Jeff Wilkins nailed a 21–yard field goal with two minutes remaining. The 49ers took their first possession of the third quarter and marched 80 yards for a touchdown, when Young plunged in from the one, cutting the deficit to 21–10. On the 14–play drive, Young was 9–of–10 and ran the ball twice. Again, the Packers responded to the challenge, using a pair of Jacke field goals (27 yards in the third quarter, 26 yards in the fourth quarter), and boosted Green Bay's lead to 27–10. San Francisco's final score of the season came on a two–yard plunge by RB Derek Loville with 50 seconds remaining in the game. Young completed 32 passes in an NFL postseason record 65 attempts, for 328 yards and two interceptions. He also led the 49ers in rushing, gaining 77 yards in nine attempts, including a 40–yard sprint after he was flushed from the pocket. WR Jerry Rice led the receivers with 11 catches for 117 yards, while TE Brent Jones gained 112 yards on eight receptions. Defensively, DT Dana Stubblefield recorded a team–high 10 tackles and a sack for a loss of five yards, while LB Ken Norton Jr. added nine tackles.

Packers	14	7	3	3	–	27
49ers	0	3	7	7	–	17

Packers— Newsome 31 fumble return (Jacke kick)
 Packers— Jackson 3 pass from Favre (Jacke kick)
 Packers— Chmura 13 pass from Favre (Jacke kick)
 49ers— Wilkins 21 FG
 49ers— Young 1 run (Wilkins kick)
 Packers— Jacke 27 FG
 Packers— Jacke 26 FG
 49ers— Loville 2 run (Wilkins kick)



1996

49ers 14, Eagles 0
NFC Wild Card
December 29 at 3Com Park
(San Francisco, CA)

On a wet and windy Sunday at 3Com Park, San Francisco opened its 1996 postseason by defeating the Philadelphia Eagles 14–0 in the NFC Wild Card Game. Led by their marquee players QB Steve Young and WR Jerry Rice on offense, and a defense that recorded the team's first postseason shutout since the 1984 NFC Championship Game, the 49ers advanced to the NFC Divisional Playoff round. Following a scoreless first quarter, Young led the offense on a 10–play, 74–yard drive that concluded with the Pro Bowl quarterback scoring on a gutty nine–yard run off a quarterback draw. On that play Young broke four tackles while fighting his way to paydirt. Twice in the second quarter the Eagles mounted long drives only to be denied just short of the endzone by Niners interceptions. Philadelphia's first trip ended with CB Marquez Pope intercepting a QB Ty Detmer pass on San Francisco's seven–yard line. Late in the quarter the Eagles marched 59 yards on 10 plays moving to the 49ers five–yard line. Facing third and four, Detmer's attempt to WR Chris T. Jones was picked off by DE Roy Barker, who had dropped off into zone–blitz coverage. The only scoring in the second half occurred on the Niners second possession of the third quarter. On that drive, Rice made a spectacular one–handed catch that resulted in a 36–yard gain. He scored on a three–yard pass from Young on the next play from scrimmage. Young finished as the game's leading rusher with 65 yards, while also completing 14–of–21 tosses for 161 yards. Rice had four catches for 50 yards and his 19th career postseason touchdown (17th receiving). RB Terry Kirby added 43 yards rushing. The Niners defense, which held Eagles RB Ricky Watters to 57 rushing yards, was led by LB Ken Norton Jr.'s team postseason–record 12 solo tackles. DT Bryant Young registered two sacks and LB Lee Woodall added a sack among his six total stops.

49ers	0	7	7	0	–	14
Eagles	0	0	0	0	–	0

49ers— Young 9 run (Wilkins kick)

49ers— Rice 3 pass from Young (Wilkins kick)

Packers 35, 49ers 14
NFC Divisional Playoff
January 4 at Lambeau Field
(Green Bay, WI)

Missed opportunities, including a total of five turnovers, spelled defeat for the San Francisco 49ers in their NFC Divisional Playoff Game with the Green Bay Packers. Played before a record Lambeau Field crowd of 60,787, the 49ers fell 35–14 in a game that featured 34–degree weather (with a wind chill of nine–degrees) and driving rain. It didn't take long for the Packers to take a lead. After forcing San Francisco to punt on its first series, WR Desmond Howard took P Tommy Thompson's punt, split the coverage down the middle of the field and raced for a 71–yard touchdown. Then, with seven minutes remaining in the opening stanza, Howard struck again. He returned a punt 46 yards to the San Francisco seven, and two plays later, QB Brett Favre threw a four–yard scoring pass to WR Andre Rison to make it 14–0. San Francisco then mounted a comeback in the second quarter. Trailing 21–0, the tide began to turn when 49ers special teams standout Curtis Buckley recovered a muffed punt at the Green Bay 26. Moments later, QB Elvis Grbac, replacing the injured QB Steve Young (ribs), hit RB Terry Kirby with an eight–yard pass, cutting the deficit to 21–7 at the half. On the opening kickoff of the third quarter, San Francisco CB Steve Israel recovered a loose ball on the Packers four, setting the stage for Grbac's scamper into the end zone. The 49ers fate was sealed, however, on the ensuing Packers drive. Marching 72 yards in 12 plays (10 of which were runs), Green Bay scored when FB Edgar Bennett fumbled before crossing the goal line; but before the 49ers defenders could react, WR Antonio Freeman fell on the loose ball, giving the hosts a 28–14 advantage. Bennett scored on an 11–yard run, and two more fumbles in the fourth quarter snuffed out any hope the 49ers had in getting back into the game. Young played the first nine plays at quarterback before giving way to Grbac late in the first quarter. Grbac completed 19–of–36 passes for 125 yards with one touchdown and three interceptions and led the team in rushing with 32 yards. Backfield mates Kirby and RB William Floyd had six receptions each, while WR Jerry Rice had a team–high 36 yards receiving. Defensively, LB Ken Norton Jr. posted eight tackles and LB Gary Plummer added seven. All–Pro DT Bryant Young left the game late in the first quarter because of a neck injury. He was taken to the hospital for tests, which were negative.

49ers	0	7	7	0	–	14
Packers	14	7	7	7	–	35

Packers— Howard 71 punt return (Jacke kick)

Packers— Rison 4 pass from Favre (Jacke kick)

Packers— Bennet 2 run (Jacke kick)

49ers— Kirby 8 pass from Grbac (Wilkins kick)

49ers— Grbac 4 run (Wilkins kick)

Packers— Freeman fumble recovery (Jacke kick)

Packers— Bennett 11 run (Jacke kick)

1997

49ers 38, Vikings 22
NFC Divisional Playoff
January 3 at 3Com Park
(San Francisco, CA)

RB Terry Kirby rushed for a career–high 120 yards and scored two touchdowns, leading the San Francisco 49ers to a 38–22 victory over the Minnesota Vikings in the NFC Divisional Playoffs at 3Com Park. In addition to Kirby's heroics, QB Steve Young completed 21–of–30 passes for 224 yards and a touchdown, WR J.J. Stokes had 101 yards receiving and LB Ken Norton Jr. returned an interception 23 yards for a touchdown. San Francisco's first score came compliments of a Minnesota special teams miscue. P Mitch Berger's punt sailed off the side of his foot and into the crowd after going only 12 yards. The 49ers took over on the Vikings 26, and four plays later, FB William Floyd scored from the one and the 49ers led 7–0. Less than a minute later, the visitors tied the game on a 66–yard scoring pass from QB Randall Cunningham to WR Cris Carter. In the second quarter, the 49ers again took advantage of a poor kick by Berger — this time a punt of 29 yards — to take a 14–7 lead. Moving 61 yards in only four plays, and aided by three Minnesota penalties, Kirby scored the first of his two touchdowns on a one–yard plunge. The game–breaker occurred two plays later when the San Francisco defense flushed Cunningham out of the pocket and forced him to throw a pass over an onrushing DE Roy Barker and into the hands of Norton, who ran untouched into the end zone. In the third quarter, K Gary Anderson connected on a 34–yard field goal to build the lead to 24–7, but Cunningham and Carter hooked up again for a score, closing the gap to 24–14. On the ensuing series, the 49ers marched 75 yards in seven plays, highlighted by two Kirby runs of 22 and 14 yards. Young then hit WR Terrell Owens with one of the prettiest touchdowns of the year, as the second–year receiver shook off a defender then dove into the end zone for the score. Kirby finished the scoring in the fourth quarter with another one–yard run. CB Tyrone Drakeford had six tackles and a pair of passes defended to pace the defense. Barker also recorded San Francisco's only sack of the game.

Vikings	7	0	7	8	–	22
49ers	7	14	10	7	–	38

49ers— Floyd 1 run (Anderson kick)

Vikings— Carter 66 pass from Cunningham (Murray kick)

49ers— Kirby 1 run (Anderson kick)

49ers— Norton 23 interception (Anderson kick)

49ers— Anderson 34 FG

Vikings— Carter 3 pass from Cunningham (Murray kick)

49ers— Owens 15 pass from Young (Anderson kick)

49ers— Kirby 1 run (Anderson kick)

Vikings— Hatchette 13 pass from Cunningham (Cunningham to Walsh pass)



Packers 23, 49ers 10
NFC Championship
January 11 at 3Com Park
(San Francisco, CA)

RB Dorsey Levens rushed for 114 yards and WR Antonio Freeman caught four passes for 104 yards and a touchdown to lead visiting Green Bay to a 23–10 win in the NFC Championship Game. The game was played before 68,987 under windy and rainy conditions at 3Com Park. The Packers opened the scoring late in the first quarter. After San Francisco punted on its first series, QB Brett Favre led Green Bay on a 10–play, 76–yard drive that resulted in a K Ryan Longwell 19–yard field goal. Favre completed three–of–four passes for 37 yards in the series. Green Bay continued its scoring in the second quarter. S Eugene Robinson intercepted a QB Steve Young pass and returned it 58 yards to the San Francisco 28. Two plays later, Favre threw a 27–yard scoring pass to Freeman to make the score 10–0. San Francisco then broke the drought with a scoring drive beginning with 4:23 remaining in the second quarter. Following a missed field goal by Longwell, the 49ers took possession at their own 38. A pair of Young completions for 32 yards had the Niners in Packers territory, but two holding penalties brought the ball back to the original line of scrimmage. On a key third down with 26 yards to go, Young completed a 48–yard pass to WR Terrell Owens to the Packers 10–yard line. The drive resulted in a 28–yard field goal by K Gary Anderson. Green Bay answered on its next possession. Freeman returned the kickoff 18 yards to the Packers 27. Two plays later, Favre hit Freeman for a 40–yard completion to the San Francisco 25. Longwell connected on a 43–yard field goal to make the halftime score 13–3. After a scoreless third quarter, Green Bay extended its lead to 16–3 on a 25–yard field goal by Longwell. The Packers added seven more after a five–yard touchdown run by Levens to make the score 23–3. San Francisco closed out the game by scoring on the ensuing kickoff. Chuck Levy returned Longwell's kick 95 yards for a touchdown. Levy's return was the second longest postseason return for San Francisco, trailing the 97–yard touchdown return by Vic Washington vs. Dallas in 1972. Young completed 23–of–38 passes for 250 yards and one interception. RB Terry Kirby ran for a team–high 21 yards on six carries. WR J.J. Stokes caught six passes for 87 yards, including a long of 43. Defensively, San Francisco was led by S Merton Hanks with eight tackles. LB Ken Norton Jr., LB Lee Woodall, LB Gary Plummer and S Tim McDonald had seven tackles each.

Packers	3	10	0	10	–	23
49ers	0	3	0	7	–	10

Packers— Longwell 19 FG
 Packers— Freeman 27 pass from Favre (Longwell kick)
 49ers— Anderson 28 FG
 Packers— Longwell 43 FG
 Packers— Longwell 25 FG
 Packers— Levens 5 run (Longwell kick)
 49ers— Levy 95 kickoff return (Anderson kick)

1998

49ers 30, Packers 27
NFC Wild Card
January 3 at 3Com Park
(San Francisco, CA)

QB Steve Young threw three touchdown passes, including a 25–yard strike to WR Terrell Owens with three seconds remaining, as San Francisco edged Green Bay, 30–27. On a crystal clear day in the Bay Area, it was the Packers who opened the scoring on a 23–yard field goal from K Ryan Longwell midway through the first quarter. San Francisco answered with help from a big play on defense. S Merton Hanks forced a fumble by RB Dorsey Levens and the ball was recovered by DE Chris Doleman at the Green Bay 19–yard line. Three plays later Young connected with TE Greg Clark from one yard out for the touchdown and a 7–3 lead. Just four seconds into the second quarter, the Packers regained the lead on a two–yard scoring toss from QB Brett Favre to WR Antonio Freeman. San Francisco tied the score on the first of three K Wade Richey field goals, this one from 34 yards out with 6:53 remaining in the half. The Packers surged back ahead with 36 seconds remaining when Levens bowled into the end zone from two yards out to take a 17–10 halftime lead. The third quarter opened with Favre being pressured into an errant pass that was intercepted by LB Lee Woodall. Five plays later, the score was tied for a third time when Young hit Clark from eight yards out for the score. The 49ers reclaimed the lead midway through the quarter on a team postseason record and career–long 48–yard field goal from Richey. In a game that saw five lead changes and three ties, the fourth quarter became particularly dramatic. Longwell answered Richey's 48–yard kick with a 37–yard effort of his own to tie the game at 20–20 at the beginning of the fourth. On the ensuing possession, San Francisco marched 51 yards in 10 plays and capped the drive with a 40–yard field goal by Richey to reclaim the lead at 23–20. With 4:19 remaining in the game, Green Bay took over at its own 11–yard line. From there, Favre would lead his team on a nine–play, 89–yard scoring drive. The drive was capped when Favre hit Freeman from 15 yards out for the touchdown and a 27–23 lead with 1:56 remaining in the game. The Packers touchdown set up one of the most memorable sequences in 49ers history. San Francisco took possession at its own 24–yard line with 1:50 remaining and three timeouts to its credit. On the final play, Young dropped back, stumbled and threw a 25–yard touchdown strike to Owens who was sandwiched in the end zone by S Pat Terrell and S Darren Sharper.

Packers	3	14	0	10	–	27
49ers	7	3	10	10	–	30

Packers— Longwell 23 FG
 49ers— Clark 1 pass from Young (Richey kick)
 Packers— Freeman 2 pass from Favre (Longwell kick)
 49ers— Richey 34 FG
 Packers— Levens 2 run (Longwell kick)
 49ers— Clark 8 pass from Young (Richey kick)
 49ers— Richey 48 FG
 Packers— Longwell 37 FG
 49ers— Richey 40 FG
 Packers— Freeman 15 pass from Favre (Longwell kick)
 49ers— Owens 25 pass from Young (Richey kick)

Falcons 20, 49ers 18
NFC Divisional Playoff
January 9 at Georgia Dome
(Atlanta, GA)

With San Francisco's NFL–leading run game a mere shell of itself, the Atlanta Falcons forced three turnovers and held off the 49ers, 20–18, in the NFC Divisional Playoff at the Georgia Dome. San Francisco's hope of controlling the game on the ground came to a screeching halt on the first play of the game when RB Garrison Hearst fractured the tibia in his left leg on an inside run that had gained seven yards. With Hearst out and RB Terry Kirby hobbled with a bruised leg, the 49ers managed just 46 yards on the ground. Atlanta's rushing attack flourished in the first half thanks to the power running of RB Jamal Anderson, who scored on a two–yard run in the first quarter to give the Falcons a 7–0 lead. Atlanta increased its lead to 14–0 when Anderson finished off a 34–yard run with a spread eagle dive into the end zone with 3:12 left in the second quarter. The touchdown run capped a seven–play, 82–yard drive. San Francisco snatched the momentum from the Falcons by putting together a pair of scoring drives just before the half. The 49ers answered Atlanta's second touchdown march with a nine–play, 80–yard drive that concluded with the familiar end zone combination of QB Steve Young to WR Jerry Rice from 17 yards out. It was Rice's 20th career postseason touchdown. With just under one minute to play in the first half, DE Charles Haley chased QB Chris Chandler and deflected his pass into the waiting arms of DT Junior Bryant, who returned it four yards to the Atlanta 36–yard line. K Wade Richey made it a 14–10 game at the half with a 36–yard field goal as time expired. The 49ers carried that momentum into the third quarter, nearly tripling Atlanta's offensive output in the second half (187 yards to 68). But turnovers did not allow them to complete the comeback. The Falcons thwarted two drives with a pair of interceptions, including one by S Eugene Robinson that was returned 77 yards to set up a K Morten Andersen 29–yard field goal. Leading 17–10, Andersen added another 32–yard field goal to give the Falcons a 10–point edge with 10:33 remaining. San Francisco responded to Atlanta's three pointer with a 13–play, 87–yard drive that Young finished himself with an eight–yard touchdown run. A two–point pass from QB Ty Detmer to TE Greg Clark made it 20–18 with 2:57 left. After Atlanta used up 2:19 of the clock, the 49ers got the ball back at their own four–yard line but were only able to move to the 26 before Young's hail mary attempt was intercepted as time expired. After rushing for 83 yards on 13 carries in the first half, Anderson was limited to 30 yards on 16 carries in the second half by San Francisco's defense. LB Winfred Tubbs made a game–high 10 tackles, while DE Chris Doleman made six stops and one sack.

49ers	0	10	0	8	–	18
Falcons	7	7	3	3	–	20

Falcons— Anderson 2 run (Andersen kick)
 Falcons— Anderson 34 run (Andersen kick)
 49ers— Rice 17 pass from Young (Richey kick)
 49ers— Richey 36 FG
 Falcons— Andersen 29 FG
 Falcons— Andersen 32 FG
 49ers— Young 8 run (Detmer to Clark pass)



2001

Packers 25, 49ers 15
NFC Wild Card
January 13 at Lambeau Field
(Green Bay, WI)

In their first postseason appearance since 1998, the 49ers dropped a hard-fought 25–15 decision to the Green Bay Packers in the NFC Wild Card Game at Lambeau Field. With a game-time temperature of 28 degrees, the 49ers won the opening coin toss and elected to receive. The two teams traded punts until Green Bay marched 40 yards in seven plays to score the first points of the game when QB Brett Favre hooked up with WR Antonio Freeman on a five-yard touchdown pass. DT Dana Stubblefield blocked the extra point to keep the score 6–0. After another 49ers punt, the Packers began their third possession of the game from their own 19-yard line. On the second play from scrimmage, Favre was intercepted by CB Ahmed Plummer, who returned it to the Green Bay 22. San Francisco K Jose Cortez had his 34-yard field goal attempt blocked and the score remained 6–0. After the Packers were forced to punt, San Francisco took possession at its own 14 with 7:06 remaining in the half. QB Jeff Garcia went 6-of-9 for 61 yards and RB Garrison Hearst had a two-yard touchdown plunge with 15 seconds remaining in the half, to cap off a 15-play, 86-yard drive. After a Cortez extra point, the 49ers went in with a 7–6 halftime lead. On their first possession of the second half, the Packers moved the ball down to the San Francisco eight-yard line where K Ryan Longwell nailed a 26-yard field goal for the 9–7 lead. After the 49ers couldn't get anything going on offense, they punted back to Green Bay. It took only four plays for the Packers to take advantage with a 19-yard touchdown pass from Favre to TE Bubba Franks. The two-point conversion failed and the score remained 15–7. Two series later, the 49ers marched 61 yards in six plays, culminating with Garcia hitting WR Tai Streets on a 14-yard touchdown strike and again on the two-point conversion to tie the score at 15. The Packers answered on their next possession with a 10-play, 45-yard drive as Longwell connected on a 45-yard field goal to push the score to 18–15. With 5:03 remaining in the game, the 49ers had moved the ball down to the Green Bay 41, when Garcia's pass intended for WR Terrell Owens was tipped by CB Mike McKenzie into the hands of CB Tyrone Williams at the Green Bay seven-yard line. Favre led the Packers on an eight-play, 93-yard drive ending with an RB Ahman Green nine-yard touchdown run and the 25–15 lead. RB Paul Smith took the ensuing kickoff on the 13-yard line and ran it back 16 yards before being hit by WR Cory Bradford and fumbling. The Packers recovered the fumble and ran out the clock for the 25–15 victory.

49ers	0	7	0	8	–	15
Packers	6	0	9	10	–	25

Packers— Freeman 5 pass from Favre (kick blocked)
 49ers— Hearst 2 run (Cortez kick)
 Packers— Longwell 26 FG
 Packers— Franks 19 pass from Favre (pass failed)
 49ers— Streets 14 pass from Garcia (Garcia to Streets pass)
 Packers— Longwell 45 FG
 Packers— Green 9 run (Longwell kick)

2002

49ers 39, Giants 38
NFC Wild Card
January 5 at 3Com Park
(San Francisco, CA)

Buried in a 24-point playoff hole, the 49ers exploded to record the second largest comeback in postseason history with a dramatic 39–38 victory over the New York Giants in the NFC Wild Card Game. The 49ers trailed 38–14 with four minutes left in the third quarter, but scored 25 straight points on two touchdown passes and a scoring run by QB Jeff Garcia, as well as two, two-point conversion catches by WR Terrell Owens. The game ended just as exciting. After Garcia drove his team 68 yards in just over two minutes for the winning score, QB Kerry Collins got New York to the San Francisco 28 with six seconds left. LS Trey Junkin, signed earlier in the week, made a low snap that P Matt Allen couldn't handle. Allen then threw a desperate pass that fell incomplete. The 49ers rally was the biggest in NFC playoff history. Garcia finished the day 27-of-44 for 331 yards and three touchdowns. He rushed for 60 yards, including a 14-yard score on the first play of the fourth quarter. Two of Garcia's touchdown throws went to Owens, who had nine catches for 177 yards. Collins was 29-of-43 for 342 yards and four touchdowns, and expertly guided New York to a lead that seemed insurmountable. WR Amani Toomer caught eight passes for 136 yards and three touchdowns and RB Tiki Barber added 115 yards rushing and 62 yards receiving. San Francisco rallied with purpose and poise. Owens caught a 26-yard touchdown pass late in the third quarter to start the rally and made big catches on every drive—right up to the final minutes, when Garcia found WR Tai Streets for the winning score. After Owens caught a 26-yard touchdown pass and a two-point conversion with 2:03 left in the third, Garcia rushed for a 14-yard score and threw another conversion pass to Owens five seconds into the fourth quarter. K Jeff Chandler added a 25-yard field goal with 7:49 left. Collins responded and drove New York 38 yards, but Bryant – kicking out of a poor hold thanks to a poor snap by Junkin—missed a 42-yard field goal with 3:01 left. Garcia took over, converting two straight third downs for the NFL leaders in that category. TE Eric Johnson caught a 25-yard pass to the New York 25 and Garcia scrambled 12 yards to set up his winning pass to Streets.

Giants	7	21	10	0	–	38
49ers	7	7	8	17	–	39

49ers— Owens 76 pass from Garcia (Chandler kick)
 Giants— Toomer 12 pass from Collins (Bryant kick)
 Giants— Shockey 2 pass from Collins (Bryant kick)
 49ers— Barlow 1 run (Chandler kick)
 Giants— Toomer 8 pass from Collins (Bryant kick)
 Giants— Toomer 24 pass from Collins (Bryant kick)
 Giants— Barber 6 run (Bryant kick)
 Giants— Bryant 21 FG
 49ers— Owens 26 pass from Garcia (Garcia to Owens pass)
 49ers— Garcia 14 run (Garcia to Owens pass)
 49ers— Chandler 25 FG
 49ers— Streets 13 pass from Garcia (pass failed)

Buccaneers 31, 49ers 6
NFC Divisional Playoff
January 12 at Raymond James Stadium
(Tampa, FL)

San Francisco's Super Bowl hopes ended with a 31–6 loss against the Tampa Bay Buccaneers in the NFC Divisional Playoff Game on the road at Raymond James Stadium. The 49ers trailed 28–6 heading into halftime and although the defense held Tampa Bay to only three points in the second half, San Francisco was held scoreless en route to the Buccaneers victory. Tampa Bay started the scoring with a two-yard touchdown run by FB Mike Alstott on a 12-play, 74-yard drive. San Francisco answered with a 12-play, 63-yard drive capped by a 24-yard field goal by K Jeff Chandler. The highlight of the drive was a 30-yard pitch and catch by WR Tai Streets from QB Jeff Garcia. Tampa Bay exploded for 21 points in the second quarter, highlighted by two touchdown passes by QB Brad Johnson. Johnson connected on a 20-yard pass to WR Joe Jurevicius and a 12-yard pass to TE Rickey Dudley. In between the two scores, Chandler kicked his second field goal of the game for San Francisco, this time from 40 yards out. Alstott added another two-yard touchdown run to end the first half and K Martin Gramatica added a 19-yard field goal to close the scoring for both teams. LB Derek Smith led San Francisco with a game-high 14 tackles. LB Julian Peterson and LB Jeff Ulbrich added 11 tackles apiece. CB Rashad Holman led a banged up secondary with one interception. The unit was minus starting CB Jason Webster, who was inactive with an ankle injury. CB Ahmed Plummer left the game when he separated his right shoulder and did not return. FS Zack Bronson left the game in the third quarter when he aggravated his broken foot and SS Tony Parrish played the contest with a dislocated elbow. LB Shelton Quarles led Tampa Bay with nine tackles and Defensive Player-of-the-Year Derrick Brooks added seven tackles and one interception.

49ers	3	3	0	0	–	6
Buccaneers	7	21	3	0	–	31

Bucs— Alstott 2 run (Gramatica kick)
 49ers— Chandler 24 FG
 Bucs— Jurevicius 20 pass from Johnson (Gramatica kick)
 49ers— Chandler 40 FG
 Bucs— Dudley 12 pass from Johnson (Gramatica kick)
 Bucs— Alstott 2 run (Gramatica kick)
 Bucs— Gramatica 19 FG



2011

49ers 36, Saints 32
NFC Divisional Playoff
January 14 at Candlestick Park
(San Francisco, CA)

A 14-yd. TD pass from Alex Smith to TE Vernon Davis with 0:09 left in the game capped off one of the most memorable games in postseason history, as the 49ers defeated the New Orleans Saints, 36–32. Powered by Smith, who threw for 299 yds., three TDs and added another one on the ground, the 49ers triumphed in its first playoff game in nine years, moving within one win of the Super Bowl. The Niners scored on their second drive of the game, on a 49-yd. TD pass from Smith to Davis. On the Saints next drive, QB Drew Brees committed his first postseason INT in five years, thanks to S Dashon Goldson, giving San Francisco the football deep in New Orleans' territory. Scoring on a TD pass to WR Michael Crabtree, Smith took advantage of the costly turnover, making the score 14–0. On the ensuing kickoff return, S Madieu Williams stripped the ball away from Saints WR Courtney Roby and the loose ball was recovered by LB Blake Costanzo. The takeaway led to a 25-yd. FG by K David Akers. The Saints answered, scoring two TDs before half time, on a 14-yd. pass to TE Jimmy Graham and a 25-yd. pass to WR Marques Colston, making the score 17–14 at the half. San Francisco scored the only points of the 3rd qtr. on a 41-yd. FG by David Akers. The 4th qtr. started out with each team trading FGs. Then would come the four lead changes in the last five minutes of the game. New Orleans struck first on a 44-yd. TD pass to RB Darren Sproles, with 4:02 left on the clock. With the 49ers trailing 24–23, down for the first time in the entire game, Smith scored on a 28-yd. rushing TD. A missed two-point conversion put the 49ers up 29–24 with just 2:11 remaining. Brees took the lead back on a 66-yd. score to TE Jimmy Graham with 1:37 left. RB Darren Sproles then made a catch out of the backfield for the two-point conversion to give the Saints a 32–29 advantage. Facing elimination, Smith connected with Davis twice on their final drive, with the last throw jetting through double coverage for a game-winning 14-yd. TD.

Saints	0	14	0	18	–	32
49ers	14	3	3	16	–	36

49ers— V. Davis 49 pass from A. Smith (Akers kick)
 49ers— Crabtree 4 pass from A. Smith (Akers kick)
 49ers— Akers 25 FG
 Saints— J. Graham 14 pass from Brees (Kasay kick)
 Saints— Colston 25 pass from Brees (Kasay kick)
 49ers— Akers 41 FG
 Saints— Colston 25 pass from Brees (Kasay kick)
 49ers— Akers 37 FG
 Saints— Sproles 44 pass from Brees (Kasay kick)
 49ers— A. Smith 28 run (run failed)
 Saints— J. Graham 66 pass from Brees (Kasay kick)
 49ers— V. Davis 14 pass from A. Smith (Akers kick)

Giants 20, 49ers 17 (OT)
NFC Championship
January 22 at Candlestick Park
(San Francisco, CA)

When asked what his message was to his players after falling short to the New York Giants in the NFC Championship game, Harbaugh stated, "As Sir Andrew Barton said, 'Fight on my men, we're hurt but not slain. We'll lay down and bleed a while. Then we'll rise and fight again.'" Harbaugh, of course was referring to his team's blue-collar mentality after the Giants escaped rain-soaked Candlestick Park with a 20–17 overtime victory. Harbaugh got the Niners to the brink of the Super Bowl in his rookie year, taking over a 6–10 team and going 13–3 to win the NFC West. The extra minutes at Candlestick Park went in favor of the opponent in a year where most didn't expect a storybook season. The 49ers defense played stoically, recording six sacks on Giants QB Eli Manning, which ranked t–2nd for the most sacks in a postseason game in franchise history (6 – four times, last vs. Den. – 1/29/90). TE Vernon Davis gave the 49ers a 7–0 lead with 7:11 remaining in the 1st qtr. after running a pattern down the right sideline and outracing the secondary for a 73-yd. TD recept. from QB Alex Smith. On their ensuing drive, the Giants drove from their own 31 to the San Francisco 34-yd. line. On 3rd-and–1, Manning and the Giants failed to get a first down despite two opportunities. The Giants eventually evened the score on a 10–play, 69-yd. drive when TE Bear Pascoe caught Manning's short pass at the 6-yd. line and stepped into the end zone for the TD. The Giants added a FG with two seconds remaining in the 2nd qtr. to give them a 10–7 edge going into the locker room. Davis' second TD of the game, gave the lead back to the Niners at 14–10 with 5:18 remaining in the 3rd qtr. San Francisco's 3–play, 54-yd. TD drive was set up by a short pass to RB Frank Gore, who turned it into a 24-yd. gain. On the next play, Davis went in motion from right to left and caught a lofted pass to the end zone by Smith. The Giants took the lead back after the ball inadvertently glanced off WR Kyle Williams on a punt, giving the ball back to the Giants on their 29 yard line. Manning connected a 17-yard pass to WR Mario Manningham to give the Giants a 17–14 lead with 8:41 remaining. Williams' 40-yd. return on the ensuing kickoff enabled the 49ers to start their next possession at their own 45. On consecutive plays, Smith scrambled for 17 yds. and RB Kendall Hunter ran for 18 more, resulting in a K David Akers game-tying FG with 5:39 to go, 17–17. After both teams went 3-and-out on their first overtime possession, a Giants takeaway on a Williams fumble, forced by LB Jacquian Williams on a punt return, gave the Giants possession at their own 36 with 9:32 remaining. After converting one first down, K Lawrence Tynes sent the season-ending 31-yd. FG through the uprights.

Giants	0	10	0	7	3	–	20
49ers	7	0	7	3	0	–	17

49ers— V. Davis 73 pass from A. Smith (Akers kick)
 Giants— Pascoe 6 pass from E. Manning (Tynes kick)
 Giants— Tynes 31 FG
 49ers— V. Davis 28 pass from A. Smith (Akers kick)
 Giants— Manningham 17 pass from E. Manning (Tynes kick)
 49ers— Akers 25 FG
 Giants— Tynes 31 FG

2012

49ers 45, Packers 31
NFC Divisional Playoff
January 12 at Candlestick Park
(San Francisco, CA)

With the win against the Green Bay Packers, the San Francisco 49ers advanced to the NFC Championship Game for the second year in a row, marking the first time San Francisco has reached the NFC Championship Game in consecutive seasons since 1992–94. The Packers got off to a quick start after QB Colin Kaepernick threw an INT on just the fourth play of the game that was returned for a TD by Packers CB Sam Shields. Kaepernick responded immediately like he had all season and turned in one of the best performances by a 49ers QB in franchise history. Kaepernick led the offense on an 8–play, 80-yd. drive that he capped off with a 20-yd. TD run to tie the score at 7 apiece early in the 1st qtr. The team converted on two 3rd and longs on the drive, setting the tone for the day by finishing 8 of 13 on 3rd down (62%). With 11:52 remaining in the 2nd qtr., Green Bay WR Jeremy Ross muffed a punt that was recovered by S C.J. Spillman at the Packers 9-yd. line. The takeaway led to a 12-yd. TD pass from Kaepernick to WR Michael Crabtree just three plays later. On the ensuing Green Bay possession, CB Tarell Brown picked off QB Aaron Rodgers pass and returned his 2nd career postseason INT. The Kaepernick to Crabtree connection continued to be successful as they connected for a 20-yd. TD strike, making the score 21–14. Crabtree led the team with 9 recepts. for 119 yds. and 2 TDs on the day. On the third play of San Francisco's second possession of the 3rd qtr., Kaepernick kept the ball on a zone read around the right side and dashed 56-yds. to the end zone for his 2nd rushing TD of the game. The 56-yd. TD run marked the longest run by a QB in franchise postseason history and the 3rd longest overall. Kaepernick also set the NFL single-game record for a QB with 181 rushing yds. on 16 carries. RB Frank Gore finished off the following drive on the first play of the 4th qtr., punching it in from 2 yds. out, stretching the 49ers lead to 38–24. Gore notched his first career 100-yd. game in the postseason, rushing for 119 yds. on 23 carries. The 49ers became the first team in NFL history to ever have two, 100-yd. rushers [QB Colin Kaepernick (181 yds. rushing), RB Frank Gore (119 yds. rushing)] and one, 100-yd. receiver [WR Michael Crabtree (119 yds. receiving)] in a playoff game. RB Anthony Dixon found the end zone on a 2-yd. TD run to finish off the 11–play, 93-yd. drive to make the score 45–24. San Francisco rushed for 323 yds. on the night, setting the franchise single-game postseason rushing record.

Packers	14	7	3	7	–	31
49ers	7	17	7	14	–	45

Packers— Shields 52 INT return (Crosby kick)
 49ers— Kaepernick 20 run (Akers kick)
 Packers— Harris 18 run (Crosby kick)
 49ers— Crabtree 12 pass from Kaepernick (Akers kick)
 49ers— Crabtree 20 pass from Kaepernick (Akers kick)
 Packers – Jones 20 pass from Rodgers (Crosby kick)
 49ers— Akers 36 FG
 Packers – Crosby 31 FG
 49ers— Kaepernick 56 run (Akers kick)
 49ers— Gore 2 run (Akers kick)
 49ers— Dixon 2 run (Akers kick)
 Packers – Jennings 3 pass from Rodgers (Crosby kick)



49ers 28, Falcons 24
NFC Championship
January 20 at Georgia Dome
(Atlanta, GA)

The 49ers started slow, spotting Atlanta a 17–0 lead after the Falcons scored on their first three possessions. On San Francisco's third possession the 49ers offense began to click. TE Vernon Davis hauled in a pinpoint pass from QB Colin Kaepernick for 27 yds. down to the Atlanta 15–yd. line. Davis had 3, 25+ yd. repts. in the game, giving him 9 in 4 postseason games, which ranks 2nd in 49ers postseason history, trailing only WR Jerry Rice (14, 25+ yd. repts. in 23 games). Two plays following Davis' catch, the 49ers got on the scoreboard with a 15–yd. TD run by RB LaMichael James. It was James' first-career TD. The 49ers next possession began on their own 18–yd. line with 6:24 remaining in the 2nd qtr. Vernon Davis stepped up once again, accounting for 48–yds. on 3 repts., including a 4–yd. TD catch to finish the drive and pull the 49ers within 3, as the score read 14–17 at the 2–minute warning. Davis' 5 career postseason TDs rank 1–4th in franchise history. With the Falcons scoring right before the half, it was important the 49ers came out of halftime with an answer, and answer they did. Kaepernick marched the 49ers offense right down the field, driving 82 yds. on 7 plays capped off on a 5–yd. TD run by RB Frank Gore to make the score 21–24 with 10:51 remaining in the 3rd qtr. The San Francisco defense also had answers, forcing turnovers on the Falcons first two possessions of the 2nd half. CB Chris Culliver picked-off QB Matt Ryan and LB Aldon Smith recovered a muffed snap to stymie the Falcons offense during the 3rd qtr. With 11:59 left in the 4th qtr. WR Ted Ginn returned a Matt Bosher punt 20 yds. to the Atlanta 38–yd. line, giving the 49ers offense good starting field position. San Francisco's physical offensive line began to take over and wear down the Atlanta defense, opening big holes for Gore, James and RB Anthony Dixon as they gained all but 8 yds. on the go-ahead drive. Gore registered his 2nd TD run of the game on a 9–yd. burst to the end zone to give San Francisco the lead 28–24 with 8:27 remaining in the game. The Falcons took over after the Gore TD and sustained a 14–play drive down to the 49ers 10–yd. line. On the 14th play of the drive, the Falcons faced a 4th and 4 with 1:13 remaining. WR Roddy White was unable to hang onto the ball due to LB NaVorro Bowman's blanketing defense. The Falcons got the ball back following an Andy Lee punt and had one last shot with :06 ticks left on the clock, but CB Perrish Cox tackled WR Julio Jones at San Francisco's 35–yd. line before he could attempt a lateral as the clock struck :00. The 17–point comeback led by Kaepernick was the 2nd largest deficit overcome to win a conference championship (2006 – Indianapolis trailed New England by 18 points).

49ers	0	14	7	7	–	28
Falcons	10	14	0	0	–	24

Falcons— Jones 46 pass from Ryan (Bryant kick)
 Falcons— Bryant 35 FG
 Falcons— Jones 20 pass from Ryan (Bryant kick)
 49ers— James 15 run (Akers kick)
 49ers— Davis 4 pass from Kaepernick (Akers kick)
 Falcons— Gonzalez 10 pass from Ryan (Bryant kick)
 49ers— Gore 5 run (Akers kick)
 49ers— Gore 9 run (Akers kick)

Ravens 34, 49ers 31
Super Bowl XLVII
February 3 at Superdome
(New Orleans, LA)

The San Francisco 49ers and the Baltimore Ravens squared off in one of the most extraordinary Super Bowls where two brothers squared off as head coaches. The 49ers found themselves facing an early deficit, which would eventually be too much to overcome. Early in the 1st qtr., San Francisco answered a Ravens TD drive with a scoring drive of their own as QB Colin Kaepernick engineered a 12–play 62–yd. drive that was finished off by K David Akers' 36–yd. FG, making the score 7–3. After 2 more TD passes by QB Joe Flacco, the 49ers found themselves in a 21–3 hole with 1:45 left in the 2nd qtr. Kaepernick showed poise and led the 2–minute drill efficiently by completing 4 of 5 pass atts. for 56 yds. to move the 49ers into FG position. Akers added 3 more points with a 27–yd. FG as time expired in the half with San Francisco trailing Baltimore 21–6. Following a Ravens kickoff return for a TD to open the 2nd half, the Superdome went dark with 13:28 remaining in the 3rd qtr. A power failure at 7:38 p.m. CT caused a 30–minute delay and was not resolved until 8:08 p.m. On the Niners' next possession, Kaepernick tossed a 31–yd. TD pass to WR Michael Crabtree, making the score 28–13. San Francisco forced Baltimore into a 3–and–out with a sack by LB Ahmad Brooks on 3rd–and–10. P Sam Koch's 43–yd. punt was returned 32 yds. by WR Ted Ginn Jr., setting up the 49ers offense to takeover at the Ravens 20–yd. line. Two plays later, RB Frank Gore capitalized on the short field with a 6–yd. TD run. On the second play of Baltimore's ensuing possession, CB Tarell Brown forced and recovered a fumble that he jarred loose from RB Ray Rice on the Ravens' 24–yd. line. The takeaway led to a 34–yd. FG by Akers, his 3rd of the game. With their next possession, WR Randy Moss hauled in a 32–yd. repts., followed by a 21–yd. run by Gore, which led to a 15–yd. TD run by Kaepernick. An incomplete pass on the 2–point try made the score 31–29 with the Ravens still hanging on as San Francisco continued its fierce comeback. Kaepernick's 15–yd. TD run marked the longest TD run by a QB in Super Bowl history. With 4:23 remaining in the game, Baltimore's K Justin Tucker tacked on a 38–yd. FG to extend their lead to 34–29. A 24–yd. completion to Crabtree and a 33–yd. rush by Gore put the 49ers offense in position for the go-ahead TD with 2:39 remaining, on the Ravens' 7–yd. line. The 49ers were unable to get into the end zone and turned the ball over on downs. After taking a safety to run the game clock down to :04, the Ravens were forced to punt to the 49ers. Ginn returned the kickoff 31–yds. to the 50–yd. line as time expired for the last play of the game.

Ravens	7	14	7	6	–	34
49ers	3	3	17	8	–	31

Ravens— Boldin 13 pass from Flacco (Tucker kick)
 49ers— Akers 36 FG
 Ravens— Pitta 1 pass from Flacco (Tucker kick)
 Ravens— J. Jones 56 pass from Flacco (Tucker kick)
 49ers— Akers 27 FG
 Ravens— J. Jones 108 kickoff return (Tucker kick)
 49ers— Crabtree 31 pass from Kaepernick (Akers kick)
 49ers— Gore 6 run (Akers kick)
 49ers— Akers 34 FG
 Ravens— Tucker 19 FG
 49ers— Kaepernick 15 run (pass failed)
 Ravens— Tucker 38 FG
 49ers— Koch OB in end zone, forced by Culliver, Safety

2013

49ers 23, Packers 20
NFC Wild Card
January 5 at Lambeau Field
(Green Bay, WI)

The 49ers defeated the Green Bay Packers, 23–20, in the NFC Wild Card round of the NFL playoffs. The game went down as one of the coldest games in NFL history, with a kickoff temperature of 5 degrees and a wind chill of –10. The 49ers won the coin toss and deferred to the second half. The 49ers defense forced a three–and–out by the Packers on their opening series of the game. QB Colin Kaepernick and the 49ers offense drove 69 yds. in 13 plays as K Phil Dawson made a 22–yd. FG to give San Francisco an early 3–0 lead. The Niners then forced another three–and–out by Green Bay. On the ensuing possession, Dawson made a 25–yd. FG to cap off an 11–play, 42–yd. drive, making the score 6–0 with 2:20 remaining in the 1st qtr. Two possessions later, the Packers took a 7–6 lead when QB Aaron Rodgers completed a 5–yd. TD pass to WR Jordy Nelson to cap off a 14–play, 70–yd. drive. San Francisco responded with a 5–play, 68–yd. drive, including a 42–yd. run by Kaepernick, setting up a 10–yd TD run by RB Frank Gore two plays later to regain the lead 13–7. On the ensuing possession, the Packers got a 34–yd. FG by K Mason Crosby as time expired, making the scoring 13–10 at halftime. The second half began with the teams exchanging multiple punts as neither team was able to put points on the board in the third quarter. FB John Kuhn ended the scoring draught for Green Bay, putting the Packers on top 17–13 early in the 4th quarter. The 49ers responded immediately with a 4–play, 63–yd. drive as Kaepernick connected with TE Vernon Davis for a 28–yd. TD pass to regain the lead 20–17 with 10:37 remaining. The Packers countered with an 11–play, 61–yd. drive as K Mason Crosby tied the score at 20–20 with a 24–yd. FG. With 5:06 remaining, the 49ers were able to hold onto the ball for the rest of the game, picking up five first downs en route to the GB 15–yd. line where K Phil Dawson connected on a game–winning 33–yd. FG as time expired.

49ers	6	7	0	10	–	23
Packers	0	10	0	10	–	20

49ers— Dawson 22 FG
 49ers— Dawson 25 FG
 Packers— Nelson 5 pass from Rodgers (Crosby kick)
 49ers— Gore 10 run (Dawson kick)
 Packers— Crosby 34 FG
 Packers— Kuhn 1 run (Crosby kick)
 49ers— Davis 28 pass from Kaepernick (Dawson kick)
 Packers— Crosby 24 FG
 49ers— Dawson 33 FG



49ers 23, Panthers 10
NFC Divisional Playoff
January 12 at Bank of America Stadium
(Charlotte, NC)

The 49ers defeated the Carolina Panthers, 23–10, at Bank of America Stadium and advanced to the NFC Championship Game for the third consecutive year. The 49ers received the opening kickoff and drove 49 yds. in 13 plays as K Phil Dawson connected on a 49–yd. FG to give San Francisco an early 3–0 lead. On the fifth play of the ensuing drive, Panthers QB Cam Newton's pass was deflected into the air and intercepted by LB Patrick Willis. San Francisco turned the takeaway into points when Dawson made a 33–yd. FG with 4:38 remaining in the 1st qtr. The Panthers put together an 8–play, 65–yd. drive before the 49ers made a spectacular goal–line stand and forced a turnover on downs at the SF 1–yd. line. On the first play following a San Francisco punt, Cam Newton found WR Steve Smith in the end zone for a 31–yd. TD pass to give Carolina a 7–6 lead. On the Panthers next possession, they drove 73 yds. in 13 plays and K Graham Gano made a 24–yd. FG to extend their lead to 10–6. San Francisco then engineered a 12–play, 80–yd. drive and TE Vernon Davis caught a 1–yd. TD pass from QB Colin Kaepernick with just 5 seconds remaining in the first half. The teams went into the locker rooms at halftime with the 49ers leading 13–10. The 49ers forced a three–and–out on the opening possession of the first half. On the ensuing possession, Kaepernick completed 2 of 2 pass atts. to WR Anquan Boldin for 61 yds. and scored on a 4–yd. TD run to extend the Niners lead to 20–10. The 49ers extended the lead to 23–10 on their next possession when Dawson made a 34–yd. FG to cap off a 13–play, 73–yd. drive. With 4:34 remaining in the game, 49ers S Donte Whitner intercepted a pass by Cam Newton at the SF 9–yd. line and San Francisco proceeded to run down the clock before turning the ball over on downs with just 12 seconds remaining. Carolina then came up empty handed in their last–ditch effort to add points to the scoreboard.

49ers	6	7	7	3	–	23
Panthers	0	10	0	0	–	10

49ers— Dawson 49 FG
 49ers— Dawson 33 FG
 Panthers— Smith 31 pass from Newton (Gano kick)
 Panthers— Gano 24 FG
 49ers— Davis 1 pass from Kaepernick (Dawson kick)
 49ers— Kaepernick 4 run (Dawson kick)
 49ers— Dawson 34 FG

Seahawks 23, 49ers 17
NFC Championship
January 19 at CenturyLink Field
(Seattle, WA)

The 49ers dropped a hard–fought battle with the Seahawks in the NFC Championship Game, 23–17. On the first play of the game, 49ers LB Aldon Smith sacked Seahawks QB Russell Wilson, forcing and recovering a fumble. The takeaway led to a 25–yd. FG by K Phil Dawson to give San Francisco an early 3–0 lead. After a punt by each team, the 49ers engineered an 8–play, 86–yd. drive, including a 58–yd. run by QB Colin Kaepernick, which was capped off with a 1–yd. TD run by RB Anthony Dixon. Kaepernick's 58–yd. rush is the longest run by a quarterback in NFL postseason history. On the ensuing possession, the Seahawks drove 62 yds. in 9 plays and K Steven Hauschka connected on a 32–yd. FG with 5:47 remaining in the first half to make the score 10–3. With neither side able to score on their final possession of the 2nd qtr., the teams entered the locker rooms at halftime with a score of 10–3. The 49ers punted on the opening series of the second half. Seattle then drove 60 yds. in 4 plays, including a 40–yd. TD run by RB Marshawn Lynch, to tie the game at 10–10. San Francisco responded with a 6–play, 83–yd. drive that was capped off with a 26–yd. TD pass from Kaepernick to WR Anquan Boldin, giving the Niners a 17–10 lead. Seahawks WR Doug Baldwin took the ensuing kickoff 69 yds., which set up a 40–yd. FG six plays later to make the score 17–13 with 3:55 remaining in the 3rd qtr. Following a punt by the 49ers, Seattle put together an 8–play, 62–yd. drive that resulted in points when QB Russell Wilson found WR Jermaine Kearse in the end zone for a 35–yd. TD pass to give Seattle a 20–17 lead. Following a turnover on each of the next three series, Seahawks K Steven Hauschka made the score 23–17 with 3:37 remaining in the game by connecting on a 47–yd. FG. San Francisco proceeded to drive down the field before Kaepernick's pass intended for WR Michael Crabtree in the corner of the end zone was deflected and intercepted.

49ers	3	7	7	0	–	17
Seahawks	0	3	10	10	–	23

49ers— Dawson 25 FG
 49ers— Dixon 1 run (Dawson kick)
 Seahawks— Hauschka 32 FG
 Seahawks— Lynch 40 run (Hauschka kick)
 49ers— Boldin 26 pass from Kaepernick (Dawson kick)
 Seahawks— Hauschka 40 FG
 Seahawks— Kearse 35 pass from Wilson (Hauschka kick)
 Seahawks— Hauschka 47 FG

2019

49ers 27, Vikings 10
NFC Divisional Playoff
January 11 at Levi's Stadium
(Santa Clara, CA)

In the first 49ers postseason game at Levi's Stadium, San Francisco defeated the Minnesota Vikings, 27–10, in the NFC Divisional Round. After forcing a 3–and–out on the Vikings opening drive, QB Jimmy Garoppolo engineered an 8 play, 61–yd. drive that was capped off on a 3–yd. TD pass to WR Kendrick Bourne, giving the 49ers a 7–0 lead. Minnesota answered on the following drive, as Vikings QB Kirk Cousins connected with WR Stefon Diggs for a 41–yd. TD recept. to even the game at 7–7. After the teams traded possessions, the 49ers offense put together a 10–play, 53–yd. drive that was punctuated with a 1–yd. TD run by RB Tevin Coleman to put San Francisco on top, 14–7. Following a turnover by San Francisco, Vikings K Dan Bailey connected on a 39–yd. FG to cut the 49ers lead to 14–10 at halftime. On the opening drive of the second half, K Robbie Gould connected on a 35–yd. FG to extend the lead to 17–10. On the ensuing possession, CB Richard Sherman picked off Cousins, giving the 49ers offense the ball at the Vikings 44–yd. line. The offense responded with 8 consecutive running plays, including a 2–yd. TD run by Coleman, his 2nd TD of the game. Following a punt by P Mitch Wishnowsky, RB Raheem Mostert recovered a muffed return by CB Marcus Sherels on special teams, giving the 49ers the ball back on the Vikings 10–yd. line. The turnover led to a 21–yd FG by Gould and a 27–10 lead. The 49ers defense registered 6.0 sacks of Cousins and held the Vikings to 147 net yds. (21 rushing and 126 passing). The 147 net yds. allowed were the fewest in a postseason game in franchise history. With the win, San Francisco advances to the NFC Championship Game for the 14th time since 1980 and the first time since 2013.

Vikings	7	3	0	0	–	10
49ers	7	7	10	3	–	27

49ers— Bourne 3 pass from Garoppolo (Gould kick)
 Vikings— Diggs 41 pass from Cousins (Bailey kick)
 49ers— Coleman 1 run (Gould kick)
 Vikings— Bailey 39 FG
 49ers— Gould 35 FG
 49ers— Coleman 2 run (Gould kick)
 49ers— Gould 21 FG



49ers 37, Packers 20
NFC Championship
January 19 at Levi's Stadium
(Santa Clara, CA)

The 49ers defeated the Green Bay Packers, 37–20, in the NFC Championship Game to advance to Super Bowl LIV. This marks San Francisco's seventh trip to the Super Bowl in franchise history and the first since 2012. RB Raheem Mostert led the way for the 49ers as he rushed for 220 yds. and 4 TDs on 29 carries. His 220 rushing yds. were most rushing yds. in a single game in franchise history, regular season or postseason. The 49ers opened the scoring as RB Raheem Mostert scored on a 36–yd. TD to give San Francisco a 7–0 lead early in the 1st Qtr. On the Packers following possession, DL Nick Bosa brought down Packers QB Aaron Rodgers for a 9–yd. loss on third down, forcing Green Bay to punt. The 49ers extended their lead, as K Robbie Gould connected on a 54–yd. FG, the longest postseason FG of his career and in franchise history. The 49ers defense forced the Packers to go 3–and–out, as CB K'Waun Williams tallied a strip–sack of Rodgers on third down. On the ensuing possession, Mostert registered his 2nd TD of the game, this time on a 9–yd. TD run, extending the lead to 17–0. The Packers were moved the ball to the 49ers 25–yd. line before Rodgers fumbled the snap, which was recovered by DL DeForest Buckner. The turnover led to a 27–yd. FG by Gould to make the score 20–0. With under 2:00 to play in the 1st half, CB Emmanuel Moseley intercepted Rodgers, marking his first postseason INT. The takeaway led to an 18–yd. TD run by Mostert, his 3rd TD of the game, giving the 49ers a 27–0 lead at halftime. The Packers got on the board in the 3rd Qtr., as Rodgers connected with RB Aaron Jones for a 9–yd. TD recept. to cut the lead to 27–7. The 49ers answered immediately, as Mostert recorded his 4th rushing TD of the game, this time on a 22–yd. TD run, to make the score 34–7. The Packers responded again, as Jones scored on a 1–yd. TD run, cutting the score to 34–13. Following a 49ers punt, Green Bay found the end zone again, as Rodgers connected with TE Jace Sternberger for an 8–yd. TD recept., trimming the 49ers lead to 34–20. QB Jimmy Garoppolo and the 49ers offense put together a 10–play, 49–yd. drive that was capped off by Gould knocking in a 49–yd. FG to extend the lead to 37–20. On the Packers final drive of the game, DL Arik Armstead registered a strip–sack of Rodgers and, two plays later, Rodgers picked off by CB Richard Sherman, his 2nd INT of the postseason, to seal the win.

Packers	0	0	7	13	–	20
49ers	7	20	7	3	–	37

49ers— Mostert 36 run (Gould kick)
 49ers— Gould 54 FG
 49ers— Mostert 9 run (Gould kick)
 49ers— Gould 27 FG
 49ers— Mostert 18 run (Gould kick)
 Packers— Jones 9 pass from Rodgers (Crosby kick)
 49ers— Mostert 22 run (Gould kick)
 Packers— Jones 1 run (pass failed)
 Packers— Sternberger 8 pass from Rodgers (Crosby kick)
 49ers— Gould 42 FG

Chiefs 31, 49ers 20
Super Bowl LIV
February 2 at Hard Rock Stadium
(Miami Gardens, FL)

In Super Bowl LIV, San Francisco fell to the Kansas City Chiefs, 20–31. After forcing a 3–and–out on the first drive of the game, QB Jimmy Garoppolo engineered a 10–play, 62 yd. drive that was capped off by a 38–yd. FG by K Robbie Gould to give the 49ers and early 3–0 lead. On the following drive, DL DeForest Buckner and NT Earl Mitchell combined to sack Chiefs QB Patrick Mahomes and DB Jimmie Ward forced a Mahomes fumble, but Kansas City was still able to get on the scoreboard as Mahomes scored on a 1–yd. TD run to make the score 3–7. Following a 49ers turnover early in the 2nd Qtr., the Chiefs extended the lead as K Harrison Butker knocked in a 31–yd. FG, making the score 3–10. The 49ers responded, as Garoppolo led the team on a 7–play, 80–yd. drive, that was punctuated on a 15–yd. TD recept. by FB Kyle Juszczyk to tie the score, 10–10 at halftime. San Francisco began the 2nd half with a 9–play, 60 yd. drive that was capped off by a 42–yd. FG by Gould, as the 49ers took a 13–10. On the Chiefs next possession, DL Nick Bosa registered a strip–sack of Mahomes, but the Chiefs were able to recover. On the next play, Mahomes was intercepted by LB Fred Warner, marking his first career postseason INT. Warner's INT led to a 6–play, 55–yd. TD drive, as RB Raheem Mostert scored on a 1–yd. TD run, making the score 20–10. To open the 4th Qtr., Mahomes was sacked by Buckner, who registered 1.5 sacks on the night and DB Tarvarius Moore intercepted a Mahomes deep in 49ers territory. After the 49ers were forced to punt, Mahomes connected with WR Tyreek Hill on 44–yd. pass that helped set up a 1–yd. TD pass from Mahomes found TE Travis Kelce to cut the 49ers lead to 20–17. The Chiefs took over the lead on their next possession as Mahomes found RB Damien Williams for a 5–yd. TD recept. to make the score 20–24. Kansas City sealed the victory as Williams scored on a 38–yd. TD run, making the score 20–31.

49ers	3	7	10	0	–	20
Chiefs	7	3	0	21	–	31

49ers— Gould 38 FG
 Chiefs— Mahomes 1 run (Butker kick)
 Chiefs— Butker 31 FG
 49ers— Juszczyk 15 pass from Garoppolo (Gould kick)
 49ers— Gould 42 FG
 49ers— Mostert 1 run (Gould kick)
 Chiefs— Kelce 1 pass from Mahomes (Butker kick)
 Chiefs— Williams 5 pass from Mahomes (Butker kick)
 Chiefs— Williams 38 run (Butker kick)



49ERS NFL COMPOSITE RECORDS

(1950-PRESENT)

CURRENT NFC TEAMS				CURRENT AFC TEAMS			
OPPONENT	REG. SEASON	PLAYOFFS	TOTAL	OPPONENT	REG. SEASON	PLAYOFFS	TOTAL
Arizona	31-26	-	31-26	Baltimore	2-4	0-1	2-5
Atlanta	46-31-1	1-1	47-32-1	Buffalo	6-6	-	6-6
Carolina	8-13	1-0	9-13	Cincinnati	10-4	2-0	12-4
Chicago	31-32-1	3-0	34-32-1	Cleveland	8-12	-	8-12
Dallas	15-13-1	2-5	17-18-1	Denver	7-7	1-0	8-7
Detroit	37-27-1	1-1	38-28-1	Houston	3-1	-	3-1
Green Bay	28-32-1	4-4	32-36-1	Indianapolis	18-26	-	18-26
L.A. Rams	70-67-3	1-0	71-67-3	Jacksonville	3-2	-	3-2
Minnesota	19-22-1	5-1	24-23-1	Kansas City	7-6	0-1	7-7
New Orleans	48-26-2	1-0	49-26-2	L.A. Chargers	6-8	1-0	7-8
N.Y. Giants	16-17	4-4	20-21	Miami	5-7	1-0	6-7
Philadelphia	18-13-1	1-0	19-13-1	New England	8-5	-	8-5
Seattle	17-25	0-1	17-26	N.Y. Jets	10-3	-	10-3
Tampa Bay	18-6	0-1	18-7	Oakland	7-7	-	7-7
Washington	18-10-1	3-1	21-11-1	Pittsburgh	12-10	-	12-10
				Tennessee	9-5	-	9-5

49ERS CHAMPIONSHIPS

(1950-PRESENT)

YEAR	RECORD	FINISH
1970	11-4-1	NFC West Champions
1971	10-6	NFC West Champions
1972	8-6-1	NFC West Champions
1981	16-3	Super Bowl XVI Champions
1983	11-7	NFC West Champions
1984	18-1	Super Bowl XIX Champions
1986	10-6-1	NFC West Champions
1987	13-3	NFC West Champions
1988	13-6	Super Bowl XXIII Champions
1989	17-2	Super Bowl XXIV Champions
1990	15-3	NFC West Champions
1992	15-3	NFC West Champions
1993	11-7	NFC West Champions
1994	16-3	Super Bowl XXIX Champions
1995	11-6	NFC West Champions
1997	14-4	NFC West Champions
2002	11-7	NFC West Champions
2011	14-4	NFC West Champions
2012	13-5-1	NFC Champions
2019	15-4	NFC Champions

49ERS YEARLY RESULTS

ALL-AMERICA FOOTBALL CONFERENCE (1946-49)

1946 (9-5)				1948 (12-2)			
Lawrence T. Shaw, Coach				Lawrence T. Shaw, Coach			
L 7	New York Yanks, S-8	21		W 35	Buffalo Bills, A-29	14	
W 21	Miami Seahawks, S-15	14		W 36	Brooklyn Dodgers, S-5	20	
W 32	Brooklyn Dodgers, S-22	13		W 41	New York Yanks, S-12	0	
L 7	at Chicago Rockets, S-29	21		W 36	Los Angeles Dons, S-19	14	
W 34	at Miami Seahawks, O-7	7		W 38	at Buffalo Bills, S-26	28	
W 23	at Los Angeles Dons, O-12	14		W 31	at Chicago Rockets, O-1	14	
L 14	at Buffalo Bisons, O-18	17		W 56	at Baltimore Colts, O-10	14	
W 34	at Cleveland Browns, O-27	20		W 21	at New York Yanks, O-17	7	
W 27	Buffalo Bisons, N-2	14		W 21	Baltimore Colts, O-24	10	
L 7	Cleveland Browns, N-10	14		W 44	Chicago Rockets, N-7	21	
L 9	at New York Yanks, N-17	10		L 7	at Cleveland Browns, N-14	14	
W 30	at Brooklyn Dodgers, N-24	14		W 63	at Brooklyn Dodgers, N-21	40	
W 14	Chicago Rockets, N-30	0		L 28	Cleveland Browns, N-28	31	
W 48	Los Angeles Dons, D-8	7		W 38	at Los Angeles Dons, D-5	21	
307		189		495		248	

1947 (8-4-2)				1949 (9-3/10-4)			
Lawrence T. Shaw, Coach				Lawrence T. Shaw, Coach			
W 23	Brooklyn Dodgers, A-31	7		W 31	Baltimore Colts, A-28	17	
W 17	Los Angeles Dons, S-7	14		W 42	Chicago Hornets, S-4	7	
W 14	Baltimore Colts, S-14	7		W 42	Los Angeles Dons, S-18	14	
L 16	New York Yanks, S-21	21		L 17	at Buffalo Bills, S-25	28	
W 41	at Buffalo Bills, S-28	24		W 42	at Chicago Hornets, S-30	24	
T 28	at Baltimore Colts, O-5	28		W 56	Cleveland Browns, O-9	28	
W 42	Chicago Rockets, O-12	28		W 51	Buffalo Bills, O-16	7	
L 7	Cleveland Browns, O-26	14		L 3	at New York Yanks, O-23	24	
W 26	at Los Angeles Dons, N-2	16		L 28	at Cleveland Browns, O-30	30	
L 16	at New York Yanks, N-9	24		W 28	at Baltimore Colts, N-6	10	
L 14	at Cleveland Browns, N-16	37		W 41	at Los Angeles Dons, 11-13	24	
W 41	at Chicago Rockets, N-21	16		W 35	New York Yanks, N-27	14	
W 21	at Brooklyn Dodgers, N-27	7		416		227	
T 21	Buffalo Bills, D-7	21		AAFC PLAYOFF - DEC. 4			
327		264		(at San Francisco - Kezar)			
				W 17	New York Yanks	7	
				AAFC CHAMPIONSHIP GAME - DEC. 11			
				(at Cleveland)			
				L 7	at Cleveland Browns	21	



49ERS YEARLY RESULTS AND STATISTICS

NATIONAL FOOTBALL LEAGUE (1950-PRESENT)

1950 (3-9)

Lawrence T. Shaw, Coach

L	17	New York Yanks (29,600), S-17	21
L	20	Chicago Bears (35,558), S-24	32
L	14	Los Angeles Rams (27,262), O-1	35
L	7	at Detroit (17,337), O-8	24
L	24	at New York Yanks (5,740), O-12	29
W	28	Detroit (27,350), O-22	27
W	17	Baltimore (14,800), O-29	14
L	21	at Los Angeles Rams (15,952), N-5	28
L	14	at Cleveland (28,786), N-12	34
L	0	at Chicago Bears (35,105), N-19	17
L	21	at Green Bay (13,186), N-26	25
W	30	Green Bay (19,204), D-10	14

213

300

TEAM STATISTICS

	49ers	Opp
TOTAL FIRST DOWNS	201	204
By Rushing	107	111
By Passing	83	81
By Penalties	11	12
TOTAL YARDS GAINED	3,830	3,951
By Rushing	1,955	1,662
By Passing	1,875	2,289
TOTAL PLAYS FROM SCRIMMAGE	906	903
Rushes	460	443
Average Gain Per Rush	4.25	3.75
FORWARD PASSES ATTEMPTED	326	347
Number Completed	164	164
Per Cent Completed	50.3	47.3
Yards Lost Passing	325	248
Passes Had Intercepted	25	22
Yards Gained Per Pass	5.8	6.6
Yards Gained Per Completion	11.4	14.0
PUNTS	63	62
Total Yardage of Punts	2,440	2,443
Average Length	38.7	39.4
Net avg. per punt	32.0	32.2
KICKOFF RETURNS	45	61
Total Yards Returned	800	1014
Average Length of Return	20.0	24.7
PENALTIES	93	71
Yards Penalized	851	599
Net Loss/Gain	-252	252
FUMBLES	35	39
Own Fumbles Recovered	14	18
Opponents' Fumbles Recovered	21	21
FIELD GOALS	4	7
Field Goals Attempted	8	14
TOTAL POINTS SCORED	213	300
Touchdowns Scored	29	40
Touchdowns Rushing	14	17
Touchdowns Passing	14	16
Touchdown Returns	1	7
Extra Points	27	35
Safeties	0	2

SCORING	TDs	Ru	Pa	Int	Fu	KO	Pu	PAT	FG	S	Pts
<i>Soltau, Gordy</i>	1	0	1	0	0	0	0	26/28	4/7	0	44
Perry, Joe	6	5	1	0	0	0	0	0/0	0/0	0	36
Cason, Jim	4	1	3	0	0	0	0	0/0	0/0	0	24
Albert, Frank	3	3	0	0	0	0	0	0/0	0/0	0	18
Beals, Alyn	3	0	3	0	0	0	0	0/0	0/0	0	18
Strzykalski, John	3	2	1	0	0	0	0	0/0	0/0	0	18
<i>Sitko, Emil</i>	3	1	2	0	0	0	0	0/0	0/0	0	18
Gehrke, Fred	2	1	1	0	0	0	0	0/0	0/0	0	12
Banducci, Bruno	1	0	1	0	0	0	0	0/0	0/0	0	6
Livingston, Howie	1	0	0	1	0	0	0	0/0	0/0	0	6
Salata, Paul	1	0	1	0	0	0	0	0/0	0/0	0	6
Standlee, Norm	1	1	0	0	0	0	0	0/0	0/0	0	6
<i>Nix, Jack</i>	0	0	0	0	0	0	0	1/1	0/0	0	1
49ERS	29	14	14	1	0	0	0	27/29	4/7	0	213
OPPONENTS	40	17	16	3	3	1	0	35/39	7/14	2	300

Rookie Names in Italics

RUSHING	Att	Yds	Avg	LG	TD
Perry, Joe	124	647	5.2	78t	5
Strzykalski, John	136	612	4.5	38	2
Albert, Frank	53	272	5.1	42	3
Cason, Jim	38	129	3.4	24t	1
<i>Sitko, Emil</i>	23	105	4.6	15	1
Cathcart, Sam	33	76	2.3	17	0
Gehrke, Fred	22	69	3.1	12	1
Standlee, Norm	12	23	1.9	8	1
Wagner, Lowell	2	5	2.5	3	0
Cathcart, Royal	3	5	1.7	3	0
<i>Powers, Jim</i>	3	4	1.3	3	0
Lillywhite, Verl	7	4	0.6	5	0
Garlin, Don	3	3	1.0	2	0
Shoener, Hal	1	1	1.0	1	0

49ERS	460	1,955	4.3	78t	14
OPPONENTS	443	1,662	3.8	57t	17

RECEIVING	No	Yds	Avg	LG	TD
Loyd, Alex	32	402	12.6	38	0
Cason, Jim	30	374	12.5	43	3
Strzykalski, John	24	187	7.8	28	1
Beals, Alyn	22	315	14.3	38	3
<i>Soltau, Gordy</i>	14	170	12.1	28	1
Perry, Joe	13	69	5.3	16	1
<i>Nix, Jack</i>	9	114	12.7	50	0
Cathcart, Sam	7	99	14.1	24	0
Salata, Paul	5	46	9.2	17	1
<i>Sitko, Emil</i>	3	43	14.3	28t	2
Gehrke, Fred	3	29	9.7	13	1
Bruce, Gail	1	10	10.0	10	0
Lillywhite, Verl	1	6	6.0	6	0
Banducci, Bruno	Lat	11		11t	1

49ERS	164	1,875	11.4	50	14
OPPONENTS	164	2,289	14.0	72t	16

INTERCEPTIONS	No	Yds	Avg	LG	TD
<i>Powers, Jim</i>	5	42	8.4	26	0
Livingston, Howie	4	99	24.8	35t	1
Wagner, Lowell	4	12	3.0	8	0
Cathcart, Sam	3	58	19.3	19	0
Grgich, Visco	1	37	37.0	37	0
Cason, Jim	1	22	22.0	22	0
Shoener, Hal	1	14	14.0	14	0
Lillywhite, Verl	1	11	11.0	11	0
Wismann, Pete	1	5	5.0	5	0
Bruce, Gail	1	4	4.0	4	0

49ERS	22	304	13.8	37	1
OPPONENTS	25	429	17.2	50	3

KICKOFF RETURNS	No	Yds	Avg	LG	TD
Cathcart, Sam	13	311	23.9	62	0
Perry, Joe	12	223	18.6	27	0
Shoener, Hal	4	53	13.3	17	0
Gehrke, Fred	2	57	28.5	32	0
Cason, Jim	2	48	24.0	25	0
Lillywhite, Verl	2	36	18.0	21	0
Garlin, Don	1	24	24.0	24	0
Sandifer, Dan	1	19	19.0	19	0
Standlee, Norm	1	17	17.0	17	0
<i>Matthews, Clay</i>	1	10	10.0	10	0
Evans, Ray	1	2	2.0	2	0

49ERS	40	800	20.0	62	0
OPPONENTS	41	1,014	24.7	37	1

PUNT RETURNS	No	Yds	Avg	LG	TD
Cason, Jim	11	173	15.7	33	0
Cathcart, Sam	16	185	11.6	29	0
Gehrke, Fred	5	44	8.8	19	0
Wagner, Lowell	1	4	4.0	4	0
49ERS	33	406	12.3	33	0
OPPONENTS	37	413	11.2	27	0
PUNTING	No	Yds	Avg	LG	Bik
Lillywhite, Verl	26	1,016	39.1	57	0
Albert, Frank	37	1,424	38.5	64	1
49ERS	63	2,440	38.7	64	1
OPPONENTS	62	2,443	39.4	57	0

PASSING	Att	Comp	Pct	Yds	LG	TD	Int	QB
Albert, Frank	306	155	50.7	1,767	43	14	23	52.3
<i>Powers, Jim</i>	20	9	45.0	108	50	0	2	22.5
49ERS	326	164	50.3	1,875	50	14	25	50.3
OPPONENTS	347	164	47.3	2,289	72t	16	22	57.9



1951 (7-4-1)

Lawrence T. Shaw, Coach

W	24	Cleveland (48,263), S-30	10
L	14	at Philadelphia (23,827), O-6	21
W	28	at Pittsburgh (27,124), O-14	24
L	7	at Chicago Bears (42,296), O-21	13
W	44	Los Angeles Rams (49,538), O-28	17
L	16	at Los Angeles Rams (54,346), N-4	23
W	19	New York Yanks (25,538), N-11	14
L	21	Chicago Cards (19,658), N-18	27
T	10	at New York Yanks (10,184), N-25	10
W	20	at Detroit (46,467), D-2	10
W	31	Green Bay (15,121), D-9	19
W	21	Detroit (27,276), D-16	17

255

205

TEAM STATISTICS

	49ers	Opp
TOTAL FIRST DOWNS	237	188
By Rushing	134	91
By Passing	92	84
By Penalties	11	13
TOTAL YARDS GAINED	4,321	3,862
By Rushing	2,366	1,549
By Passing	1,955	2,313
TOTAL PLAYS FROM SCRIMMAGE	915	900
Rushes	523	417
Average Gain Per Rush	4.5	3.7
FORWARD PASSES ATTEMPTED	281	353
Number Completed	154	158
Per Cent Completed	54.8	44.8
Yards Lost Passing	308	212
Passes Had Intercepted	9	33
Yards Gained Per Pass	7.0	6.5
Yards Gained Per Completion	12.7	14.6
PUNTS	54	70
Total Yardage of Punts	2,354	2,826
Average Length	43.6	40.4
Net avg. per punt	39.4	33.4
KICKOFF RETURNS	53	49
Total Yards Returned	820	957
Average Length of Return	21.6	21.8
PENALTIES	75	68
Yards Penalized	694	526
Net Loss/Gain	-168	168
FUMBLES	26	22
Own Fumbles Recovered	6	13
Opponents' Fumbles Recovered	9	20
FIELD GOALS	6	13
Field Goals Attempted	18	24
TOTAL POINTS SCORED	255	205
Touchdowns Scored	34	24
Touchdowns Rushing	19	9
Touchdowns Passing	14	15
Touchdown Returns	1	0
Extra Points	31	22
Safeties	1	0

SCORING

	TDs	Ru	Pa	Int	Fu	KO	Pu	PAT	FG	S	Pts
Soltau, Gordy	7	0	7	0	0	0	0	30/32	6/18	0	90
Arenas, Joe	4	3	1	0	0	0	0	0/0	0/0	0	24
Perry, Joe	4	3	1	0	0	0	0	0/0	0/0	0	24
Albert, Frank	3	3	0	0	0	0	0	0/0	0/0	0	18
Strzykalski, John	3	3	0	0	0	0	0	0/0	0/0	0	18
Wilson, Billy	3	0	3	0	0	0	0	0/0	0/0	0	18
Lillywhite, Verl	2	1	1	0	0	0	0	0/0	0/0	0	12
Monachino, Jim	2	2	0	0	0	0	0	0/0	0/0	0	12
Schabarum, Pete	2	2	0	0	0	0	0	0/0	0/0	0	12
Cason, Jim	1	0	0	1	0	0	0	0/0	0/0	0	6
Jessup, Bill	1	0	1	0	0	0	0	0/0	0/0	0	6
Nomellini, Leo	1	0	0	0	0	0	1	0/0	0/0	0	6
Tittle, Y.A.	1	1	0	0	0	0	0	0/0	0/0	0	6
Tanner, Hampton	0	0	0	0	0	0	0	0/0	0/0	1	2
Bruce, Gail	0	0	0	0	0	0	0	1/1	0/0	0	1
49ERS	34	18	14	1	0	0	1	31/33	6/18	1	255
OPPONENTS	24	9	15	0	0	0	0	22/24	13/24	0	205

Rookie Names in Italics

RUSHING

	Att	Yds	Avg	LG	TD
Perry, Joe	136	677	5.0	58t	3
Lillywhite, Verl	67	397	5.9	60t	1
Schabarum, Pete	76	311	4.1	67	2
Strzykalski, John	81	296	3.7	13	3
Arenas, Joe	34	183	5.4	15	3
Strickland, Bishop	34	165	4.9	15	0
Albert, Frank	35	146	4.2	34	3
Monachino, Jim	21	74	3.5	7	2
Standlee, Norm	16	65	4.1	13	0
White, Bob	8	33	4.1	9	0
Tittle, Y.A.	13	18	1.4	5	1
Cason, Jim	1	5	5.0	5	0
Soltau, Gordy	1	-4	-4.0	-4	0
49ERS	523	2,366	4.5	67	18
OPPONENTS	417	1,549	3.7	61	9

RECEIVING

	No	Yds	Avg	LG	TD
Soltau, Gordy	59	826	14.0	48t	7
Wilson, Billy	18	268	14.9	38	3
Perry, Joe	18	167	9.3	35	1
Beals, Alyn	12	126	10.5	22	0
Strzykalski, John	12	105	8.8	13	0
Lillywhite, Verl	11	125	11.4	29	1
Schabarum, Pete	10	162	16.2	47	0
Jessup, Bill	7	99	14.1	31	1
White, Bob	3	36	12.0	22	0
Arenas, Joe	1	12	12.0	12t	1
Berry, Rex	1	12	12.0	12	0
Cason, Jim	1	8	8.0	8	0
Monachino, Jim	1	6	6.0	6	0
Johnson, Bill	0	3	0.0	3	0
49ERS	154	1,955	12.7	48t	14
OPPONENTS	158	2,313	14.6	81t	15

INTERCEPTIONS

	No	Yds	Avg	LG	TD
Wagner, Lowell	9	115	12.8	40	0
Cason, Jim	8	147	18.4	65t	1
Berry, Rex	4	77	19.3	38	0
Powers, Jim	4	73	18.3	28	0
Lillywhite, Verl	3	47	15.7	24	0
Wismann, Pete	2	12	6.0	10	0
Carapella, Al	1	11	11.0	11	0
White, Bob	1	11	11.0	11	0
Brown, Hardy	1	5	5.0	5	0
49ERS	33	498	15.1	65t	1
OPPONENTS	19	223	11.7	62	0

KICKOFF RETURNS

	No	Yds	Avg	LG	TD
Arenas, Joe	21	542	25.8	49	0
Cason, Jim	10	196	19.6	41	0
Nomellini, Leo	2	27	13.5	16	0
Perry, Joe	1	32	32.0	32	0
Strickland, Bishop	1	14	14.0	14	0
Collins, Ray	1	6	6.0	6	0
Banducci, Bruno	1	3	3.0	3	0
Wilson, Billy	1	0	0.0	0	0
49ERS	38	820	21.6	49	0
OPPONENTS	44	957	21.8	63	0

PUNT RETURNS

	No	Yds	Avg	LG	TD
Arenas, Joe	21	272	13.0	51	0
Cason, Jim	13	115	8.9	20	0
Nomellini, Leo	1	20	20.0	20t	1
49ERS	35	407	11.6	51	1
OPPONENTS	21	140	6.7	58	0

PUNTING

	No	Yds	Avg	LG	Bk
Albert, Frank	34	1,506	44.3	66	0
Lillywhite, Verl	20	848	42.4	75	0
49ERS	54	2,354	43.6	75	0
OPPONENTS	70	2,826	40.4	67	1

PASSING

	Att	Comp	Pct	Yds	LG	TD	Int	QB
Tittle, Y.A.	114	63	55.3	808	48t	8	9	68.2
Albert, Frank	166	90	54.2	1,116	47	5	10	60.2
Perry, Joe	1	1	100.0	31	31t	1	0	158.3
49ERS	281	154	54.8	1,955	48t	14	19	65.2
OPPONENTS	353	158	44.8	2,313	81t	15	33	41.9



1952 (7-5)

Lawrence T. Shaw, Coach

W	17	Detroit (52,750), S-28	3
W	37	at Dallas Texans (12,566), O-5	14
W	28	at Detroit (42,842), O-12	0
W	40	at Chicago Bears (46,338), O-19	16
W	48	Dallas Texans (26,887), O-26	21
L	17	Chicago Bears (58,255), N-2	20
L	14	at New York Giants (54,230), N-9	23
W	23	at Washington (30,863), N-16	17
L	9	at Los Angeles Rams (64,450), N-23	35
L	21	Los Angeles Rams (49,420), N-30	34
L	7	Pittsburgh (13,886), D-7	24
W	24	Green Bay (17,579), D-14	14
285			221

TEAM STATISTICS

	49ers	Opp
TOTAL FIRST DOWNS	213	167
By Rushing	97	81
By Passing	104	76
By Penalties	12	10
TOTAL YARDS GAINED	4,276	3,495
By Rushing	1,905	1,566
By Passing	2,371	1,929
TOTAL PLAYS FROM SCRIMMAGE	884	887
Rushes	421	412
Average Gain Per Rush	5.0	3.8
FORWARD PASSES ATTEMPTED	342	342
Number Completed	174	151
Per Cent Completed	51.8	44.2
Yards Lost Passing	396	291
Passes Had Intercepted	23	17
Yards Gained Per Pass	5.8	4.8
Yards Gained Per Completion	13.6	12.8
PUNTS	68	78
Total Yardage of Punts	2,899	3,218
Average Length	42.6	41.3
Net avg. per punt	36.8	34.6
KICKOFF RETURNS	58	50
Total Yards Returned	798	1,242
Average Length of Return	22.2	23.9
PENALTIES	79	65
Yards Penalized	628	530
Net Loss/Gain	-98	98
FUMBLES	26	31
Own Fumbles Recovered	13	13
Opponents' Fumbles Recovered	18	13
FIELD GOALS	6	10
Field Goals Attempted	12	21
TOTAL POINTS SCORED	285	221
Touchdowns Scored	38	27
Touchdowns Rushing	16	10
Touchdowns Passing	19	15
Touchdown Returns	3	2
Extra Points	35	27
Field Goals	6	10
Safeties	2	1

SCORING

	TDs	Ru	Pa	Int	Fu	KO	Pu	PAT	FG	S	Pts
Soltau, Gordy	7	0	7	0	0	0	0	34/36	6/12	0	94
McElhenny, Hugh	10	6	3	0	0	0	1	0/0	0/0	0	60
Perry, Joe	8	8	0	0	0	0	0	0/0	0/0	0	48
White, Bob	3	1	2	0	0	0	0	0/0	0/0	0	18
Wilson, Billy	3	0	3	0	0	0	0	0/0	0/0	0	18
O'Donahue, Pat	1	0	0	0	0	0	1	1/1	0/0	0	7
Albert, Frank	1	1	0	0	0	0	0	0/0	0/0	0	6
Aldridge, Ben	1	0	1	0	0	0	0	0/0	0/0	0	6
Arenas, Joe	1	0	1	0	0	0	0	0/0	0/0	0	6
Boone, J.R.	1	0	1	0	0	0	0	0/0	0/0	0	6
Burke, Don	1	0	0	1	0	0	0	0/0	0/0	0	6
Jessup, Bill	1	0	1	0	0	0	0	0/0	0/0	0	6
Momsen, Bob	0	0	0	0	0	0	0	0/0	0/0	1	2
Powell, Charlie	0	0	0	0	0	0	0	0/0	0/0	1	2
49ERS	38	16	19	1	0	0	2	35/37	6/12	2	285
OPPONENTS	27	10	15	0	1	0	1	27/27	10/21	1	221

Rookie Names in Italics

RUSHING

	Att	Yds	Avg	LG	TD
Perry, Joe	158	725	4.6	78t	8
McElhenny, Hugh	98	684	7.0	89t	6
Arenas, Joe	44	183	4.2	14	0
Albert, Frank	22	87	4.0	29	1
Boone, J.R.	24	72	3.0	12	0
Strzykalski, John	16	53	3.3	11	0
Aldridge, Ben	13	36	2.8	11	0
White, Bob	24	33	1.4	17	1
Cathcart, Sam	6	21	3.5	7	0
Standlee, Norm	2	8	4.0	9	0
Berry, Rex	1	7	7.0	7	0
Nomellini, Leo	1	5	5.0	5	0
Meyers, Bob	1	2	2.0	2	0
Tittle, Y.A.	11	-11	-1.0	4	0
49ERS	421	1,905	4.5	89t	16
OPPONENTS	412	1,566	3.8	51	10

RECEIVING

	No	Yds	Avg	LG	TD
Soltau, Gordy	55	774	14.1	49t	7
McElhenny, Hugh	26	367	14.1	77	3
Boone, J.R.	25	461	18.4	53	1
Wilson, Billy	23	304	13.2	40	3
Perry, Joe	15	81	5.4	17	0
White, Bob	12	173	14.4	60	2
Jessup, Bill	6	108	18.0	58	1
Arenas, Joe	5	47	9.4	14	1
Aldridge, Ben	4	22	5.5	16	1
Cathcart, Sam	2	15	7.5	13	0
Henke, Ed	1	13	13.0	13	0
Wagner, Lowell	1	6	6.0	6	0
Strzykalski, John	1	4	4.0	4	0
Banducci, Bruno	1	-4	-4.0	-4	0
49ERS	177	2,371	13.4	77	19
OPPONENTS	151	1,929	12.8	90t	15

INTERCEPTIONS

	No	Yds	Avg	LG	TD
Wagner, Lowell	6	69	11.5	30	0
Cathcart, Sam	3	64	21.3	30	0
Powers, Jim	2	37	18.5	23	0
Berry, Rex	2	27	13.5	23	0
Cason, Jim	2	4	2.0	4	0
Burke, Don	1	35	35.0	35t	1
Brown, Hardy	1	16	16.0	16	0
49ERS	17	252	14.8	35t	1
OPPONENTS	23	299	13.0	38	0

KICKOFF RETURNS

	No	Yds	Avg	LG	TD
Arenas, Joe	11	291	26.5	47	0
McElhenny, Hugh	18	396	22.0	40	0
Brown, Hardy	2	31	15.5	23	0
O'Donahue, Pat	2	17	8.5	10	0
Burke, Don	1	25	25.0	25	0
Cathcart, Sam	1	20	20.0	20	0
Nomellini, Leo	1	18	18.0	18	0
49ERS	36	798	22.2	47	0
OPPONENTS	52	1,242	23.9	52	0

PUNT RETURNS

	No	Yds	Avg	LG	TD
McElhenny, Hugh	20	284	14.2	94t	1
Boone, J.R.	11	66	6.0	17	0
Arenas, Joe	7	40	5.7	13	0
Cathcart, Sam	1	23	23.0	23	0
O'Donahue, Pat	1	23	23.0	23t	1
49ERS	40	436	10.9	94t	2
OPPONENTS	29	359	12.4	82t	1

PUNTING

	No	Yds	Avg	LG	Bik
Albert, Frank	68	2,899	42.6	70	0
49ERS	68	2,899	42.6	70	0
OPPONENTS	78	3,218	41.3	66	0

PASSING

	Att	Comp	Pct	Yds	LG	TD	Int	QB
Albert, Frank	129	71	55.0	964	60t	8	10	67.5
Tittle, Y.A.	208	106	51.0	1,407	77	11	12	66.3
Arenas, Joe	1	0	0.0	0	0	0	0	39.6
Cathcart, Sam	1	0	0.0	0	0	0	1	0.0
Powers, Jim	1	0	0.0	0	0	0	0	39.6
Perry, Joe	2	0	0.0	0	0	0	0	39.6
49ERS	342	177	51.8	2,371	77	19	23	64.6
OPPONENTS	342	151	44.2	1,929	90t	15	17	56.3



1953 (9-3)

Lawrence T. Shaw, Coach

W	31	Philadelphia (25,000), S-27	21
W	31	Los Angeles Rams (41,446), O-4	30
L	21	at Detroit (56,080), O-11	24
W	35	at Chicago Bears (36,909), O-18	28
L	10	Detroit (52,300), O-25	14
W	24	Chicago Bears (26,308), N-1	14
W	31	at Los Angeles Rams (85,856), N-8	27
L	21	at Cleveland (80,698), N-15	23
W	37	at G.B. in Milwaukee (16,378), N-22	7
W	38	at Baltimore (26,005), N-29	21
W	48	Green Bay (31,337), D-6	14
W	45	Baltimore (23,932), D-13	14
372			237

TEAM STATISTICS		49ers	Opp
TOTAL FIRST DOWNS		243	206
By Rushing		128	99
By Passing		99	95
By Penalties		16	12
TOTAL YARDS GAINED		4,398	3,425
By Rushing		2,230	1,548
By Passing		2,168	1,877
TOTAL PLAYS FROM SCRIMMAGE		825	830
Rushes		443	398
Average Gain Per Rush		5.0	3.9
FORWARD PASSES ATTEMPTED		322	356
Number Completed		174	173
Per Cent Completed		54.0	48.6
Yards Lost Passing		239	223
Passes Had Intercepted		19	23
Yards Gained Per Pass		6.7	5.3
Yards Gained Per Completion		12.5	10.8
PUNTS		42	60
Total Yardage of Punts		1,706	2,457
Average Length		40.6	41.0
Net avg. per punt		37.5	35.8
KICKOFF RETURNS		49	69
Number Returned		43	59
Total Yards Returned		1,105	1,264
Average Length of Return		25.7	21.4
PENALTIES		90	71
Yards Penalized		772	615
Net Loss/Gain		-157	157
FUMBLES		28	33
Own Fumbles Recovered		9	16
Opponents' Fumbles Recovered		17	19
FIELD GOALS		10	9
Field Goals Attempted		13	16
TOTAL POINTS SCORED		372	237
Touchdowns Scored		49	30
Touchdowns Rushing		26	12
Touchdowns Passing		22	17
Touchdown Returns		1	1
Extra Points		48	30
Field Goals		10	9
Safeties		0	0

SCORING	TDs	Ru	Pa	Int	Fu	KO	Pu	PAT	FG	S	Pts
Soltau, Gordy	6	0	6	0	0	0	0	48/49	10/15	0	114
Perry, Joe	13	10	3	0	0	0	0	0/0	0/3	0	78
Wilson, Billy	10	0	10	0	0	0	0	0/0	0/0	0	60
Arenas, Joe	7	6	1	0	0	0	0	0/0	0/0	0	42
Tittle, Y.A.	6	6	0	0	0	0	0	0/0	0/0	0	36
McElhenny, Hugh	5	3	2	0	0	0	0	0/0	0/0	0	30
Berry, Rex	1	0	0	1	0	0	0	0/0	0/0	0	6
Mixon, Billy	1	1	0	0	0	0	0	0/0	0/0	0	6
49ERS	49	26	22	1	0	0	0	48/49	10/18	0	372
OPPONENTS	30	12	17	0	1	0	0	30/30	9/16	0	237

Rookie Names in Italics

RUSHING	Att	Yds	Avg	LG	TD
Perry, Joe	192	1,018	5.3	51t	10
McElhenny, Hugh	112	503	4.5	33	3
Arenas, Joe	72	380	5.3	60t	6
Mixon, Billy	25	176	7.0	33	1
Schabarum, Pete	18	104	5.8	23	0
Tittle, Y.A.	14	41	2.9	14	6
Monachino, Jim	4	10	2.5	5	0
Wagner, Lowell	1	4	4.0	4	0
Ledyard, Hal	1	3	3.0	3	0
Bahnsen, Ken	1	1	1.0	1	0
Powers, Jim	3	-10	-3.3	0	0
49ERS	443	2,230	5.0	60t	26
OPPONENTS	398	1,548	3.9	48	12

RECEIVING	No	Yds	Avg	LG	TD
Wilson, Billy	51	840	16.5	61t	10
Soltau, Gordy	43	620	14.4	54t	6
McElhenny, Hugh	30	474	15.8	71	2
Perry, Joe	19	191	10.1	60t	3
Arenas, Joe	10	113	11.3	38	1
Schabarum, Pete	10	96	9.6	31	0
Babcock, Harry	7	59	8.4	13	0
Monachino, Jim	2	9	4.5	9	0
Mixon, Billy	1	7	7.0	7	0
Hogland, Doug	1	-2	-2.0	-2	0
49ERS	174	2,407	13.8	71	22
OPPONENTS	173	2,100	12.1	66t	17

INTERCEPTIONS	No	Yds	Avg	LG	TD
Berry, Rex	7	142	20.3	29	1
Wagner, Lowell	6	135	22.5	32	0
Bruney, Fred	5	59	11.8	23	0
Arenas, Joe	2	29	14.5	17	0
Morton, John	2	16	8.0	9	0
Brown, Hardy	1	7	7.0	7	0
49ERS	23	388	16.9	32	1
OPPONENTS	19	204	10.7	30	0

KICKOFF RETURNS	No	Yds	Avg	LG	TD
Arenas, Joe	16	551	34.4	82	0
McElhenny, Hugh	15	368	24.5	55	0
Schabarum, Pete	2	50	25.0	27	0
Bruney, Fred	2	46	23.0	25	0
Perry, Joe	2	21	10.5	11	0
Babcock, Harry	2	3	1.5	3	0
Berry, Rex	1	37	37.0	37	0
Bahnsen, Ken	1	21	21.0	21	0
Nomellini, Leo	1	5	5.0	5	0
Brown, Hardy	1	3	3.0	3	0
49ERS	43	1,105	25.7	82	0
OPPONENTS	59	1,264	21.4	78	0

PUNT RETURNS	No	Yds	Avg	LG	TD
McElhenny, Hugh	15	104	6.9	25	0
Arenas, Joe	8	93	11.6	50	0
Berry, Rex	7	42	6.0	17	0
Schabarum, Pete	2	0	0.0	0	0
Bruney, Fred	1	11	11.0	11	0
49ERS	33	250	7.6	50	0
OPPONENTS	27	109	4.0	13	0

PUNTING	No	Yds	Avg	LG	Bik
Powers, Jim	42	1,706	40.6	55	1
49ERS	42	1,706	40.6	55	1
OPPONENTS	60	2,457	41.0	61	0

PASSING	Att	Comp	Pct	Yds	LG	TD	Int	QB
Tittle, Y.A.	259	149	57.5	2,121	71t	20	16	84.2
Powers, Jim	49	22	44.9	259	28	1	2	51.3
McElhenny, Hugh	3	2	66.7	13	11t	1	0	115.3
Perry, Joe	1	1	100.0	14	14	0	0	118.8
Arenas, Joe	1	0	0.0	0	0	0	0	39.6
Ledyard, Hal	9	0	0.0	0	0	0	0	39.6
49ERS	322	174	54.0	2,407	71t	22	18	77.8
OPPONENTS	356	173	48.6	1,877	66t	17	23	53.6



1954 (7-4-1)

Lawrence T. Shaw, Coach

W	41	Washington (32,085), S-26	7
T	24	at Los Angeles Rams (79,208), O-3	24
W	23	at G.B. in Milwaukee (15,571), O-10	17
W	27	at Chicago Bears (42,935), O-17	24
W	37	Detroit (58,891), O-24	31
L	27	Chicago Bears (49,833), O-31	31
L	34	Los Angeles Rams (58,758), N-7	42
L	7	at Detroit (58,431), N-14	48
W	31	at Pittsburgh (37,001), N-20	3
L	13	at Baltimore (23,875), N-28	17
W	35	Green Bay (32,012), D-5	0
W	10	Baltimore (25,456), D-11	7
313			251

TEAM STATISTICS

	49ers	Opp
TOTAL FIRST DOWNS	252	207
By Rushing	125	74
By Passing	109	122
By Penalties	18	11
TOTAL YARDS GAINED	4,704	4,020
By Rushing	2,498	1,371
By Passing	2,206	2,649
TOTAL PLAYS FROM SCRIMMAGE	863	800
Rushes	442	348
Average Gain Per Rush	5.7	3.9
FORWARD PASSES ATTEMPTED	340	374
Number Completed	187	193
Per Cent Completed	55.0	51.6
Yards Lost Passing	238	366
Passes Had Intercepted	12	19
Yards Gained Per Pass	6.5	7.1
Yards Gained Per Completion	11.8	13.7
PUNTS	60	59
Total Yardage of Punts	2,221	2,420
Average Length	37.0	41.0
Net avg. per punt	32.2	34.8
KICKOFF RETURNS	51	64
Number Returned	39	57
Total Yards Returned	930	1,145
Average Length of Return	23.8	20.1
PENALTIES	73	51
Yards Penalized	614	426
Net Loss/Gain	-188	188
FUMBLES	30	29
Own Fumbles Recovered	17	14
Opponents' Fumbles Recovered	18	13
FIELD GOALS	12	9
Field Goals Attempted	21	19
TOTAL POINTS SCORED	313	251
Touchdowns Scored	40	32
Touchdowns Rushing	28	8
Touchdowns Passing	10	24
Touchdown Returns	2	0
Extra Points	37	32
Field Goals	12	9
Safeties	0	0

SCORING

	TDs	Ru	Pa	Int	Fu	KO	Pu	PAT	FG	S	Pts
Soltau, Gordy	2	0	2	0	0	0	0	31/33	11/18	0	76
Perry, Joe	8	8	0	0	0	0	0	6/7	1/3	0	57
Johnson, John Henry	9	9	0	0	0	0	0	0/0	0/0	0	54
McElhenny, Hugh	6	6	0	0	0	0	0	0/0	0/0	0	36
Wilson, Billy	5	0	5	0	0	0	0	0/0	0/0	0	30
Tittle, Y.A.	4	4	0	0	0	0	0	0/0	0/0	0	24
Jessup, Bill	3	0	3	0	0	0	0	0/0	0/0	0	18
Berry, Rex	1	0	0	1	0	0	0	0/0	0/0	0	6
Brown, Hardy	1	0	0	1	0	0	0	0/0	0/0	0	6
Schabaram, Pete	1	1	0	0	0	0	0	0/0	0/0	0	6
49ERS	40	28	10	2	0	0	0	37/40	12/21	0	313
OPPONENTS	32	8	24	0	0	0	0	32/32	9/19	0	251

Rookie Names in Italics

RUSHING

	Att	Yds	Avg	LG	TD
Perry, Joe	173	1,049	6.1	58	8
Johnson, John Henry	129	681	5.3	38t	9
McElhenny, Hugh	64	515	8.1	60t	6
Schabaram, Pete	21	79	3.8	16	1
Arenas, Joe	11	77	7.0	26	0
Tittle, Y.A.	28	68	2.4	10	4
Mixon, Billy	7	19	2.7	7	0
Cassara, Frank	3	17	5.7	10	0
Galiffa, Arnie	1	2	2.0	2	0
Tidwell, Billy	1	1	1.0	1	0
Cason, Jim	2	1	0.5	3	0
Jessup, Bill	1	-5	-5.0	-5	0
Brown, Pete	1	-6	-6.0	-6	0
49ERS	442	2,498	5.7	60t	28
OPPONENTS	348	1,371	3.9	43t	8

RECEIVING

	No	Yds	Avg	LG	TD
Wilson, Billy	60	830	13.8	43	5
Jessup, Bill	30	565	18.8	68t	3
Johnson, John Henry	28	183	6.5	34	0
Perry, Joe	26	203	7.8	70	0
Soltau, Gordy	22	316	14.4	42	2
McElhenny, Hugh	8	162	20.3	53	0
Babcock, Harry	6	91	15.2	33	0
Schabaram, Pete	4	70	17.5	42	0
Arenas, Joe	2	12	6.0	12	0
Cassara, Frank	1	12	12.0	12	0

49ERS

187	2,444	13.1	70	10
------------	--------------	-------------	-----------	-----------

OPPONENTS

193	3,015	15.6	78t	24
------------	--------------	-------------	------------	-----------

INTERCEPTIONS

	No	Yds	Avg	LG	TD
Berry, Rex	3	69	23.0	34t	1
Brown, Hardy	3	42	14.0	41t	1
Williams, John	3	28	9.3	15	0
Arenas, Joe	3	26	8.7	26	0
Carapella, Al	2	40	20.0	27	0
Mixon, Billy	2	6	3.0	3	0
Brown, Pete	1	47	47.0	47	0
Toneff, Bob	1	15	15.0	15	0
Schabaram, Pete	1	9	9.0	9	0

49ERS

19	282	14.8	47	2
-----------	------------	-------------	-----------	----------

OPPONENTS

12	167	13.9	33	0
-----------	------------	-------------	-----------	----------

KICKOFF RETURNS

	No	Yds	Avg	LG	TD
Arenas, Joe	16	362	22.6	41	0
Tidwell, Billy	10	287	28.7	65	0
McElhenny, Hugh	8	210	26.3	51	0
Johnson, John Henry	2	25	12.5	19	0
Schabaram, Pete	1	34	34.0	34	0
Toneff, Bob	1	10	10.0	10	0
Hogland, Doug	1	2	2.0	2	0

49ERS

39	930	23.9	65	0
-----------	------------	-------------	-----------	----------

OPPONENTS

57	1,145	20.1	43	0
-----------	--------------	-------------	-----------	----------

PUNT RETURNS

	No	Yds	Avg	LG	TD
Arenas, Joe	23	117	5.1	23	0
McElhenny, Hugh	8	78	9.8	32	0
Tidwell, Billy	3	0	0.0	17	0
Schabaram, Pete	2	10	5.0	10	0

49ERS

36	205	5.7	32	0
-----------	------------	------------	-----------	----------

OPPONENTS

40	269	6.7	47	0
-----------	------------	------------	-----------	----------

PUNTING

	No	Yds	Avg	LG	Bik
Brown, Pete	49	1,837	37.5	51	0
Brown, Hardy	10	384	38.4	58	0
Berry, Rex	1	0	0.0	0	0

49ERS

60	2,221	37.0	58	0
-----------	--------------	-------------	-----------	----------

OPPONENTS

59	2,420	41.0	60	0
-----------	--------------	-------------	-----------	----------

PASSING

	Att	Comp	Pct	Yds	LG	TD	Int	QB
Tittle, Y.A.	295	170	57.6	2,205	70	9	9	78.7
Cason, Jim	13	7	53.9	40	25	0	1	27.7
Duncan, Maury	14	4	28.6	82	29	0	2	11.9
Galiffa, Arnie	12	3	25.0	54	25	0	0	45.8
Johnson, John Henry	2	1	50.0	10	10t	1	0	104.2
Brown, Pete	1	1	100.0	19	19	0	0	118.8
Perry, Joe	1	1	100.0	34	34	0	0	118.8
Schabaram, Pete	1	0	0.0	0	0	0	0	39.6
Tidwell, Billy	1	0	0.0	0	0	0	0	39.6
49ERS	340	187	55.0	2,444	70	10	12	73.0
OPPONENTS	374	193	51.6	2,649	78t	24	19	74.8



1955 (4-8)

Norman P. Strader, Coach

L	14	Los Angeles Rams (58,772), S-25	23
L	3	Cleveland (43,595), O-2	38
W	20	at Chicago Bears (41,651), O-9	19
W	27	at Detroit (50,179), O-16	24
L	23	Chicago Bears (56,350), O-23	34
W	38	Detroit (44,831), O-30	21
L	14	at Los Angeles Rams (71,832), N-6	27
L	0	at Washington (25,112), N-13	7
L	21	at G.B. in Milwaukee(19,099), N-20	27
L	14	at Baltimore (33,485), N-27	26
L	7	Green Bay (32,897), D-4	28
W	35	Baltimore (33,471), D-11	24
216			308

TEAM STATISTICS		49ers	Opp
TOTAL FIRST DOWNS		204	250
By Rushing		102	132
By Passing		80	103
By Penalties		13	15
TOTAL YARDS GAINED		3,651	4,008
By Rushing		1,713	2,135
By Passing		1,938	1,873
TOTAL PLAYS FROM SCRIMMAGE		786	930
Rushes		408	538
Average Gain Per Rush		4.2	4.0
FORWARD PASSES ATTEMPTED		303	311
Number Completed		151	147
Per Cent Completed		49.8	47.3
Yards Lost Passing		287	172
Passes Had Intercepted		28	21
Yards Gained Per Pass		6.4	6.0
Yards Gained Per Completion		12.8	12.7
PUNTS		63	59
Total Yardage of Punts		2,558	2,559
Average Length		40.6	43.4
Net avg. per punt		34.4	38.8
KICKOFF RETURNS		51	59
Number Returned		51	37
Total Yards Returned		1,097	867
Average Length of Return		25.5	23.4
PENALTIES		64	58
Yards Penalized		541	528
FUMBLES		25	19
Own Fumbles Recovered		7	6
Opponents' Fumbles Recovered		13	18
FIELD GOALS		3	12
Field Goals Attempted		12	24
TOTAL POINTS SCORED		216	298
Touchdowns Scored		30	37
Touchdowns Rushing		12	24
Touchdowns Passing		17	10
Touchdowns Returns		1	3
Extra Points		27	36
Field Goals		3	12
Safeties		0	2

SCORING	TDs	Ru	Pa	Int	Fu	KO	Pu	PAT	FG	S	Pts
Soltau, Gordy	1	0	1	0	0	0	0	27/30	3/12	0	42
Wilson, Billy	7	0	7	0	0	0	0	0/0	0/0	0	42
McElhenny, Hugh	6	4	2	0	0	0	0	0/0	0/0	0	36
Moegle, Dicky	5	5	0	0	0	0	0	0/0	0/0	0	30
Hardy, Carroll	4	0	4	0	0	0	0	0/0	0/0	0	24
Perry, Joe	3	2	1	0	0	0	0	0/0	0/0	0	18
Arenas, Joe	2	0	2	0	0	0	0	0/0	0/0	0	12
Berry, Rex	1	0	0	1	0	0	0	0/0	0/0	0	6
Johnson, John Henry	1	1	0	0	0	0	0	0/0	0/0	0	6
49ERS	30	12	17	1	0	0	0	27/30	3/12	0	216
OPPONENTS	37	24	10	2	0	0	1	36/37	12/24	2	298

Rookie Names in Italics

RUSHING	Att	Yds	Avg	LG	TD
Perry, Joe	156	701	4.5	42	2
McElhenny, Hugh	90	327	3.6	44	4
Moegle, Dicky	41	235	5.7	39	5
Arenas, Joe	37	150	4.1	30	0
Tittle, Y.A.	23	114	5.0	35	0
Johnson, John Henry	19	69	3.6	12	1
Laughlin, Bud	20	58	2.9	14	0
Hardy, Carroll	15	37	2.5	14	0
Harkey, Lem	6	27	4.5	15	0
Duncan, Maury	1	-5	-5.0	-5	0
49ERS	408	1,713	4.2	44	12
OPPONENTS	538	2,135	4.0	49	24

RECEIVING	No	Yds	Avg	LG	TD
Wilson, Billy	53	831	15.7	72t	7
Soltau, Gordy	26	358	13.8	36	1
Perry, Joe	19	55	2.9	19	1
Arenas, Joe	13	255	19.6	53t	2
Hardy, Carroll	12	338	28.2	78t	4
McElhenny, Hugh	11	203	18.5	55t	2
Laughlin, Bud	8	54	6.8	27	0
Moegle, Dicky	4	94	23.5	53	0
Babcock, Harry	3	31	10.3	16	0
Johnson, John Henry	2	6	3.0	11	0
49ERS	151	2,225	14.7	78t	17
OPPONENTS	147	2,045	13.9	60t	10

INTERCEPTIONS	No	Yds	Avg	LG	TD
Moegle, Dicky	6	50	8.3	37	0
Berry, Rex	3	69	23.0	44t	1
Brown, Hardy	2	28	14.0	18	0
Madreos, George	2	23	11.5	19	0
Luna, Bob	2	0	0.0	0	0
Johnson, John Henry	1	29	29.0	29	0
Matthews, Clay	1	19	19.0	13	0
Carr, Paul	1	11	11.0	11	0
Stolhandski, Tom	1	6	6.0	6	0
Arenas, Joe	1	0	0.0	0	0
Campbell, Marion	1	0	0.0	0	0
Powell, Charlie	(lat) 0	7		7	0
49ERS	21	242	11.5	44t	1
OPPONENTS	28	299	10.7	55t	2

KICKOFF RETURNS	No	Yds	Avg	LG	TD
Arenas, Joe	24	594	24.8	42	0
Moegle, Dicky	10	249	24.9	61	0
McElhenny, Hugh	9	189	21.0	31	0
Hardy, Carroll	3	65	21.7	30	0
Laughlin, Bud	1	25	25.0	25	0
Toneff, Bob	1	13	13.0	13	0
Hazeltine, Matt	1	9	9.0	9	0
Powell, Charlie	1	2	2.0	2	0
Palatella, Lou	1	1	1.0	1	0
49ERS	51	1,147	22.5	61	0
OPPONENTS	37	865	23.4	56	0

PUNT RETURNS	No	Yds	Avg	LG	TD
Arenas, Joe	21	55	2.6	7	0
Moegle, Dicky	8	36	4.5	21	0
McElhenny, Hugh	7	10	1.4	10	0
Berry, Rex	1	11	11.0	11	0
Johnson, John Henry	1	6	6.0	6	0
Carapella, Al	1	0	0.0	0	0
49ERS	39	118	3.0	21	0
OPPONENTS	40	369	9.2	37	1

PUNTING	No	Yds	Avg	LG	Bik
Luna, Bobby	63	2,558	40.6	63	3
49ERS	63	2,558	40.6	63	3
OPPONENTS	59	2,559	43.4	73	0

PASSING	Att	Comp	Pct	Yds	LG	TD	Int	QB
Tittle, Y.A.	287	147	51.2	2,185	78t	17	28	56.6
Duncay, Maury	12	4	33.3	40	27	0	0	43.8
Arenas, Joe	1	0	0.0	0	0	0	0	39.6
Moegle, Dicky	1	0	0.0	0	0	0	0	39.6
Perry, Joe	2	0	0.0	0	0	0	0	39.6
49ERS	303	151	49.8	2,225	78t	17	28	54.4
OPPONENTS	311	147	47.3	2,045	60t	10	21	51.5



1956 (5-6-1)

Frank C. Albert, Coach

L	21	New York Giants (41,751), S-30	38
W	33	Los Angeles Rams (56,489), O-7	30
L	7	at Chicago Bears (47,526), O-14	31
L	17	at Detroit (55,662), O-21	20
L	21	Chicago Bears (52,612), O-28	38
L	13	Detroit (46,708), N-4	17
L	6	at Los Angeles Rams (69,828), N-11	30
W	17	at Green Bay (17,986), N-18	16
T	10	at Philadelphia (19,326), N-25	10
W	20	at Baltimore (37,227), D-2	17
W	38	Green Bay (32,433), D-8	20
W	30	Baltimore (43,791), D-16	17
233			284

TEAM STATISTICS		49ers	Opp
TOTAL FIRST DOWNS		221	236
By Rushing		101	124
By Passing		107	103
By Penalties		13	9
TOTAL YARDS GAINED		3,813	4,162
By Rushing		1,836	2,192
By Passing		1,977	1,970
TOTAL PLAYS FROM SCRIMMAGE		795	827
Rushes		419	481
Average Gain Per Rush		4.4	4.6
FORWARD PASSES ATTEMPTED		297	279
Number Completed		162	147
Per Cent Completed		54.6	52.7
Yards Lost Passing		285	145
Passes Had Intercepted		19	17
Yards Gained Per Pass		6.7	7.1
Yards Gained Per Completion		12.2	13.4
PUNTS		59	42
Total Yardage of Punts		2,268	1,709
Average Length		38.4	40.7
Net avg. per punt		36.0	36.4
KICKOFF RETURNS		62	51
Number Returned		51	42
Total Yards Returned		1,257	988
Average Length of Return		24.7	23.5
PENALTIES		57	37
Yards Penalized		562	321
FUMBLES		17	27
Own Fumbles Recovered		5	10
Opponents' Fumbles Recovered		17	12
FIELD GOALS		13	14
Field Goals Attempted		20	25
TOTAL POINTS SCORED		233	284
Touchdowns Scored		28	35
Touchdowns Rushing		17	23
Touchdowns Passing		8	12
Touchdowns Returns		3	0
Extra Points		26	32
Field Goals		13	14
Safeties		0	0

SCORING	TDs	Ru	Pa	Int	Fu	KO	Pu	PAT	FG	S	Pts
SoItau, Gordy	1	0	1	0	0	0	0	26/28	13/20	0	71
McElhenny, Hugh	8	8	0	0	0	0	0	0/0	0/0	0	48
Wilson, Billy	5	0	5	0	0	0	0	0/0	0/0	0	30
Tittle, Y.A.	4	4	0	0	0	0	0	0/0	0/0	0	24
Arenas, Joe	3	0	1	0	0	1	1	0/0	0/0	0	18
Perry, Joe	3	3	0	0	0	0	0	0/0	0/0	0	18
Johnson, John Henry	2	2	0	0	0	0	0	0/0	0/0	0	12
Conner, Clyde	1	0	1	0	0	0	0	0/0	0/0	0	6
Moegle, Dicky	1	0	0	1	0	0	0	0/0	0/0	0	6
49ERS	28	17	8	1	0	1	1	26/28	13/20	0	233
OPPONENTS	35	23	12	0	0	0	0	32/34	14/25	0	284

Rookie Names in Italics

RUSHING	Att	Yds	Avg	LG	TD
McElhenny, Hugh	185	916	5.0	86t	8
Perry, Joe	115	520	4.5	39	3
Johnson, John Henry	80	301	3.8	54	2
Tittle, Y.A.	24	67	2.8	13	4
Moegle, Dicky	7	18	2.6	12	0
Morrall, Earl	6	10	1.7	8	0
McCormick, Tom	2	4	2.0	2	0
49ERS	419	1,836	4.4	86t	17
OPPONENTS	481	2,192	4.6	59t	18

RECEIVING	No	Yds	Avg	LG	TD
Wilson, Billy	60	889	14.8	77t	5
Conner, Clyde	22	362	16.5	49	1
SoItau, Gordy	18	299	16.6	33	1
Perry, Joe	18	104	5.8	20	0
McElhenny, Hugh	16	193	12.1	22	0
Arenas, Joe	14	226	16.1	50	1
Johnson, John Henry	8	90	11.3	28	0
Moegle, Dicky	3	79	26.3	37	0
Jessup, Bill	2	7	3.5	10	0
Smith, Charlie	1	13	13.0	13	0
49ERS	162	2,262	14.0	77t	8
OPPONENTS	147	2,115	14.4	69t	12

INTERCEPTIONS	No	Yds	Avg	LG	TD
Moegle, Dicky	6	75	12.5	31t	1
Berry, Rex	3	20	6.7	20	0
Carr, Paul	2	18	9.0	11	0
Maderos, George	2	2	1.0	2	0
Hazeltine, Matt	1	7	7.0	7	0
Sharkey, Ed	1	4	4.0	4	0
Holladay, Bob	1	0	0.0	0	0
Smith, Ernie	1	0	0.0	0	0
49ERS	17	126	7.4	31t	1
OPPONENTS	19	330	17.4	35	0

KICKOFF RETURNS	No	Yds	Avg	LG	TD
Arenas, Joe	27	801	29.7	96	1
McElhenny, Hugh	13	300	23.1	36	0
Moegle, Dicky	2	39	19.5	22	0
Maderos, George	2	21	10.5	12	0
Johnson, John Henry	1	23	23.0	23	0
Goad, Paul	1	18	18.0	18	0
McCormick, Tom	1	18	18.0	18	0
Smith, Charlie	1	14	14.0	14	0
Carr, Paul	1	11	11.0	11	0
Gonzaga, John	1	6	6.0	6	0
Herchman, Bill	1	6	6.0	6	0
49ERS	51	1,257	24.7	96t	1
OPPONENTS	42	988	23.5	45	0

PUNT RETURNS	No	Yds	Avg	LG	TD
Arenas, Joe	19	117	6.2	67	1
McElhenny, Hugh	15	38	2.5	12	0
Moegle, Dicky	1	5	5.0	5	0
49ERS	35	160	4.6	67	1
OPPONENTS	35	123	3.5	16	0

PUNTING	No	Yds	Avg	LG	Bik
Morrall, Earl	45	1,705	37.9	57	0
Jessup, Bill	14	563	40.2	63	0
49ERS	59	2,268	38.4	63	0
OPPONENTS	42	1,709	40.7	56	0

PASSING	Att	Comp	Pct	Yds	LG	TD	Int	QB
Tittle, Y.A.	218	124	56.9	1,641	77t	7	12	68.6
Morrall, Earl	78	38	48.7	621	37	1	6	48.1
McElhenny, Hugh	1	0	0.0	0	0	0	1	0.0
49ERS	297	162	54.6	2,262	77t	8	19	61.6
OPPONENTS	279	147	52.7	2,329	69t	12	17	69.7



1957 (8-4/8-5)

Frank C. Albert, Coach

L	10	Chicago Cards (35,743), S-29	20
W	23	Los Angeles Rams (59,637), O-6	20
W	21	at Chicago Bears (45,310), O-13	17
W	24	at G.B. in Milwaukee (18,919), O-20	14
W	21	Chicago Bears (56,693), O-27	17
W	35	Detroit (59,702), N-3	31
L	24	at Los Angeles Rams (102,368), N-10	37
L	10	at Detroit (56,915), N-17	31
L	21	at Baltimore (50,073), N-24	27
W	27	at New York Giants (54,121), D-1	17
W	17	Baltimore (59,950), D-8	13
W	27	Green Bay (59,100), D-15	20
287			295

NFC PLAYOFF - DEC. 22

(at San Francisco - Kezar Stadium)

L	27	Detroit (60,118)	31
---	----	------------------	----

TEAM STATISTICS		49ers	Opp
TOTAL FIRST DOWNS		223	239
By Rushing		92	107
By Passing		115	117
By Penalties		16	15
TOTAL YARDS GAINED		3,658	4,248
By Rushing		1,622	1,847
By Passing		2,036	2,401
TOTAL PLAYS FROM SCRIMMAGE		754	837
Rushes		377	434
Average Gain Per Rush		4.6	4.3
FORWARD PASSES ATTEMPTED		305	332
Number Completed		191	182
Per Cent Completed		62.6	54.8
Yards Lost Passing		371	181
Passes Had Intercepted		18	18
Yards Gained Per Pass		6.7	7.2
Yards Gained Per Completion		10.7	13.2
PUNTS		57	47
Total Yardage of Punts		2,550	1,894
Average Length		44.7	40.3
Net avg. per punt		39.7	36.9
KICKOFF RETURNS		56	56
Number Returned		42	45
Total Yards Returned		1,096	928
Average Length of Return		26.1	20.6
PENALTIES		66	55
Yards Penalized		629	502
FUMBLES		22	25
Own Fumbles Recovered		8	9
Opponents' Fumbles Recovered		16	14
FIELD GOALS		9	13
Field Goals Attempted		15	24
TOTAL POINTS SCORED		260	264
Touchdowns Scored		33	32
Touchdowns Rushing		15	18
Touchdowns Passing		17	13
Touchdowns Returns		1	1
Extra Points		33	31
Field Goals		9	13
Safeties		1	1

SCORING	TDs	Ru	Pa	Int	Fu	KO	Pu	PAT	FG	S	Pts
Soltau, Gordy	0	0	0	0	0	0	0	33/33	9/15	0	60
Tittle, Y.A.	6	6	0	0	0	0	0	0/0	0/0	0	36
Wilson, Billy	6	0	6	0	0	0	0	0/0	0/0	0	36
Owens, R.C.	5	0	5	0	0	0	0	0/0	0/0	0	30
Conner, Clyde	4	0	4	0	0	0	0	0/0	0/0	0	24
Babb, Gene	3	3	0	0	0	0	0	0/0	0/0	0	18
McElhenny, Hugh	3	1	2	0	0	0	0	0/0	0/0	0	18
Perry, Joe	3	3	0	0	0	0	0	0/0	0/0	0	18
Arenas, Joe	1	1	0	0	0	0	0	0/0	0/0	0	6
Herchman, Bill	1	0	0	1	0	0	0	0/0	0/0	0	6
Moegle, Dicky	1	1	0	0	0	0	0	0/0	0/0	0	6
Nomellini, Leo	0	0	0	0	0	0	0	0/0	0/0	1	2
49ERS	33	15	17	1	0	0	0	33/33	9/15	1	260
OPPONENTS	32	18	13	1	0	0	0	31/32	13/24	1	264

Rookie Names in Italics

RUSHING	Att	Yds	Avg	LG	TD
McElhenny, Hugh	102	478	4.7	61	1
Perry, Joe	97	454	4.7	34	3
Babb, Gene	102	330	3.2	19	3
Tittle, Y.A.	40	220	5.5	45	6
Barnes, Larry	20	78	3.9	16	0
Moegle, Dicky	9	48	5.3	18t	1
Arenas, Joe	5	14	2.8	7t	1
Brodie, John	2	0	0.0	0	0
49ERS	377	1,622	4.6	61	15
OPPONENTS	434	1,847	4.3	49	23

RECEIVING	No	Yds	Avg	LG	TD
Wilson, Billy	52	757	14.6	40	6
McElhenny, Hugh	37	458	12.4	43	2
Conner, Clyde	30	412	13.7	41	4
Owens, R.C.	27	395	14.6	46t	5
Babb, Gene	20	141	7.1	17	0
Perry, Joe	15	130	8.7	17	0
Soltau, Gordy	5	47	9.4	18	0
Jessup, Bill	2	29	14.5	22	0
Powell, Charlie	1	27	27.0	27	0
Arenas, Joe	1	10	10.0	10	0
Barnes, Larry	1	1	1.0	1	0
49ERS	191	2,407	12.6	46t	17
OPPONENTS	182	2,582	14.2	82t	13

INTERCEPTIONS	No	Yds	Avg	LG	TD
Moegle, Dicky	8	107	13.4	40	0
Stitts, Bill	2	28	14.0	20	0
Hazeltine, Matt	2	22	11.0	14	0
Walker, Val Joe	2	20	10.0	12	0
Smith, J.D.	2	17	8.5	12	0
Herchman, Bill	1	54	54.0	54t	1
Rubke, Karl	1	16	16.0	16	0
49ERS	18	264	14.7	54t	1
OPPONENTS	18	336	18.7	75t	1

KICKOFF RETURNS	No	Yds	Avg	LG	TD
Arenas, Joe	24	657	27.4	64	0
Smith, J.D.	14	368	26.3	38	0
Hazeltine, Matt	1	23	23.0	23	0
Carr, Paul	1	10	10.0	10	0
Jessup, Bill	1	8	8.0	8	0
Babb, Gene	1	0	0.0	0	0
Palatella, Lou	(lat) 0	30	0.0	0	0
49ERS	42	1,096	26.1	64	0
OPPONENTS	45	928	20.6	33	0

PUNT RETURNS	No	Yds	Avg	LG	TD
Arenas, Joe	25	80	3.2	26	0
McElhenny, Hugh	10	41	4.1	13	0
Hazeltine, Matt	1	1	1.0	1	0
Moegle, Dicky	1	0	0.0	0	0
49ERS	37	122	3.3	26	0
OPPONENTS	35	205	5.9	28	0

PUNTING	No	Yds	Avg	LG	Blk
Jessup, Bill	38	1,656	43.6	62	0
Barnes, Larry	19	894	47.1	86	0
49ERS	57	2,550	44.7	86	0
OPPONENTS	47	1,894	40.3	62	0

PASSING	Att	Comp	Pct	Yds	LG	TD	Int	QB
Tittle, Y.A.	279	176	63.1	2,157	46t	13	15	80.0
Brodie, John	21	11	52.4	160	28	2	3	69.6
Arenas, Joe	3	3	100.0	92	33t	2	0	158.3
Barnes, Larry	1	1	100.0	-2	-2	0	0	79.1
Perry, Joe	1	0	0.0	0	0	0	0	39.6
49ERS	305	191	62.6	2,407	46t	17	18	81.1
OPPONENTS	332	182	54.8	2,582	82t	13	18	70.6



1958 (6-6)

Frank C. Albert, Coach

W	23	Pittsburgh (51,856), S-28	20
L	3	Los Angeles Rams (59,826), O-5	33
L	6	at Chicago Bears (45,310), O-12	28
W	30	at Philadelphia (33,110), O-19	24
L	14	Chicago Bears (59,441), O-26	27
W	24	Detroit (59,350), N-2	21
L	7	at Los Angeles Rams (95,082), N-9	56
L	21	at Detroit (54,523), N-16	35
W	33	at G.B. in Milwaukee (43,819), N-23	12
L	27	at Baltimore (57,557), N-30	35
W	48	Green Bay (50,793), D-7	21
W	21	Baltimore (58,334), D-14	12
257			324

TEAM STATISTICS

	49ers	Opp
TOTAL FIRST DOWNS	237	227
By Rushing	93	106
By Passing	126	106
By Penalties	18	15
TOTAL YARDS GAINED	4,111	4,010
By Rushing	1,628	2,038
By Passing	2,483	1,972
TOTAL PLAYS FROM SCRIMMAGE	811	787
Rushes	359	380
Average Gain Per Rush	4.5	5.4
FORWARD PASSES ATTEMPTED	383	341
Number Completed	223	163
Per Cent Completed	58.2	47.8
Yards Lost Passing	208	246
Passes Had Intercepted	29	16
Yards Gained Per Pass	6.5	5.8
Yards Gained Per Completion	11.1	12.1
PUNTS	48	49
Total Yardage of Punts	1,839	1,995
Average Length	38.3	40.7
Net avg. per punt	35.6	37.3
KICKOFF RETURNS	50	50
Number Returned	39	42
Total Yards Returned	790	739
Average Length of Return	20.3	17.6
PENALTIES	58	52
Yards Penalized	619	510
FUMBLES	31	32
Own Fumbles Recovered	20	17
Opponents' Fumbles Recovered	15	11
FIELD GOALS	8	10
Field Goals Attempted	21	17
TOTAL POINTS SCORED	257	324
Touchdowns Scored	34	42
Touchdowns Rushing	18	15
Touchdowns Passing	15	25
Touchdowns Returns	1	2
Extra Points	29	40
Field Goals	8	10
Safeties	0	1

SCORING

	TDs	Ru	Pa	Int	Fu	KO	Pu	PAT	FG	S	Pts
SoItau, Gordy	0	0	0	0	0	0	0	29/33	8/21	0	53
McElhenny, Hugh	8	6	2	0	0	0	0	0/0	0/0	0	48
Conner, Clyde	5	0	5	0	0	0	0	0/0	0/0	0	30
Perry, Joe	5	4	1	0	0	0	0	0/0	0/0	0	30
Wilson, Billy	5	0	5	0	0	0	0	0/0	0/0	0	30
Smith, J.D.	3	3	0	0	0	0	0	0/0	0/0	0	18
Pace, Jim	2	2	0	0	0	0	0	0/0	0/0	0	12
Tittle, Y.A.	2	2	0	0	0	0	0	0/0	0/0	0	12
Brodie, John	1	1	0	0	0	0	0	0/0	0/0	0	6
Hazeltine, Matt	1	0	0	1	0	0	0	0/0	0/0	0	6
Jessup, Bill	1	0	1	0	0	0	0	0/0	0/0	0	6
Owens, R.C.	1	0	1	0	0	0	0	0/0	0/0	0	6
49ERS	34	18	15	1	0	0	0	29/33	8/21	0	257
OPPONENTS	42	15	25	2	0	0	0	40/41	10/17	1	324

Rookie Names in Italics

RUSHING

	Att	Yds	Avg	LG	TD
Perry, Joe	125	758	6.1	73t	4
McElhenny, Hugh	113	451	4.0	34	6
Smith, J.D.	26	209	8.0	80t	3
Pace, Jim	52	161	3.1	34	2
Tittle, Y.A.	22	35	1.6	12	2
Woodson, Abe	2	12	6.0	9	0
Babb, Gene	7	9	1.3	4	0
Atkins, Bill	1	5	5.0	5	0
Brodie, John	11	-12	-1.1	6	1
49ERS	359	1,628	4.5	80t	18
OPPONENTS	380	2,038	5.4	73t	16

RECEIVING

	No	Yds	Avg	LG	TD
Conner, Clyde	49	512	10.4	26	5
Wilson, Billy	43	592	13.8	44t	5
Owens, R.C.	40	620	15.5	48	1
McElhenny, Hugh	31	366	11.8	59t	2
Perry, Joe	23	218	9.5	64t	1
Pace, Jim	10	59	5.9	24	0
Dugan, Fred	9	122	13.6	23	0
SoItau, Gordy	7	77	11.0	22	0
Smith, J.D.	6	59	9.8	23	0
Jessup, Bill	5	66	13.2	26t	1
49ERS	223	2,691	12.1	64t	15
OPPONENTS	163	2,218	13.6	81t	25

INTERCEPTIONS

	No	Yds	Avg	LG	TD
Ridlon, Jim	4	10	2.5	3	0
Hazeltine, Matt	3	30	10.0	17	1
Stitts, Bill	3	3	1.0	2	0
Mertens, Jerry	2	16	8.0	11	0
Woodson, Abe	1	44	44.0	44	0
Atkins, Bill	1	6	6.0	6	0
Toneff, Bob	1	5	5.0	5	0
Matuszak, Marv	1	0	0.0	0	0
49ERS	16	114	7.1	44	1
OPPONENTS	29	448	15.5	70t	2

KICKOFF RETURNS

	No	Yds	Avg	LG	TD
Smith, J.D.	15	356	23.7	39	0
Woodson, Abe	11	239	21.7	34	0
Pace, Jim	8	134	16.8	36	0
McElhenny, Hugh	2	31	15.5	18	0
Babb, Gene	2	30	15.0	19	0
Connolly, Ted	1	0	0.0	0	0
49ERS	39	790	20.3	39	0
OPPONENTS	42	739	17.6	30	0

PUNT RETURNS

	No	Yds	Avg	LG	TD
McElhenny, Hugh	24	93	3.9	49	0
Woodson, Abe	7	53	7.6	38	0
Jessup, Bill	2	0	0.0	0	0
Pace, Jim	2	0	0.0	0	0
49ERS	35	146	4.2	49	0
OPPONENTS	36	132	3.7	22	0

PUNTING

	No	Yds	Avg	LG	Blk
Atkins, Bill	25	983	39.3	51	0
Jessup, Bill	23	856	37.2	59	0
49ERS	48	1,839	38.3	59	0
OPPONENTS	49	1,995	40.7	59	0

PASSING

	Att	Comp	Pct	Yds	LG	TD	Int	QB
Brodie, John	172	103	59.9	1,224	61t	6	13	61.8
Tittle, Y.A.	208	120	57.7	1,467	64t	9	15	63.9
McElhenny, Hugh	2	0	0.0	0	0	0	0	39.6
Jessup, Bill	1	0	0.0	0	0	0	1	0.0
49ERS	383	223	58.2	2,691	64t	15	29	61.4
OPPONENTS	341	163	47.8	2,218	81t	25	16	73.9



1959 (7-5)

Howard W. Hickey, Coach

W	24	Philadelphia (41,697), S-27	14
W	34	Los Angeles Rams (56,028), O-4	0
L	20	at Green Bay (32,150), O-11	21
W	34	at Detroit (52,585), O-18	13
W	20	Chicago Bears (59,045), O-25	17
W	33	Detroit (59,064), N-1	7
W	24	at Los Angeles Rams (94,276), N-8	16
L	3	at Chicago Bears (42,157), N-15	14
L	14	at Baltimore (56,007), N-22	45
W	21	at Cleveland (53,763), N-29	20
L	14	Baltimore (59,075), D-5	34
L	14	Green Bay (55,997), D-13	36
255			237

TEAM STATISTICS

	49ers	Opp
TOTAL FIRST DOWNS	182	238
By Rushing	93	123
By Passing	76	102
By Penalties	13	13
TOTAL YARDS GAINED	3,388	4,018
By Rushing	1,839	1,974
By Passing	1,549	2,044
TOTAL PLAYS FROM SCRIMMAGE	756	844
Rushes	407	433
Average Gain Per Rush	4.5	4.6
FORWARD PASSES ATTEMPTED	264	341
Number Completed	132	176
Per Cent Completed	50.0	51.6
Yards Lost Passing	136	228
Passes Had Intercepted	22	14
Yards Gained Per Pass	5.9	6.0
Yards Gained Per Completion	11.7	11.6
PUNTS	59	57
Total Yardage of Punts	2,694	2,370
Average Length	45.7	41.6
Net avg. per punt	40.8	34.8
KICKOFF RETURNS	49	50
Number Returned	41	40
Total Yards Returned	980	924
Average Length of Return	23.9	23.1
PENALTIES	57	45
Yards Penalized	489	417
FUMBLES	24	34
Own Fumbles Recovered	14	12
Opponents' Fumbles Recovered	22	10
FIELD GOALS	12	5
Field Goals Attempted	26	13
TOTAL POINTS SCORED	255	237
Touchdowns Scored	31	32
Touchdowns Rushing	16	16
Touchdowns Passing	12	15
Touchdowns Returns	3	1
Extra Points	31	28
Field Goals	12	5
Safeties	1	1

SCORING

	TDs	Ru	Pa	Int	Fu	KO	Pu	PAT	FG	S	Pts
Davis, Tommy	0	0	0	0	0	0	0	31/31	12/26	0	67
Smith, J.D.	11	10	1	0	0	0	0	0/0	0/0	0	66
McElhenny, Hugh	4	1	3	0	0	0	0	0/0	0/0	0	24
Wilson, Billy	4	0	4	0	0	0	0	0/0	0/0	0	24
Owens, R.C.	3	0	3	0	0	0	0	0/0	0/0	0	18
Perry, Joe	3	3	0	0	0	0	0	0/0	0/0	0	18
Conner, Clyde	1	0	1	0	0	0	0	0/0	0/0	0	6
Hazeltine, Matt	1	0	0	0	1	0	0	0/0	0/0	0	6
Lyles, Lenny	1	1	0	0	0	0	0	0/0	0/0	0	6
Mertens, Jerry	1	0	0	1	0	0	0	0/0	0/0	0	6
Roberts, C.R.	1	1	0	0	0	0	0	0/0	0/0	0	6
Woodson, Abe	1	0	0	0	0	1	0	0/0	0/0	0	6
Krueger, Charlie	0	0	0	0	0	0	0	0/0	0/0	1	2
49ERS	31	16	12	1	1	1	0	31/31	12/26	1	255
OPPONENTS	32	16	15	1	0	0	0	28/31	5/13	1	237

Rookie Names in Italics

RUSHING

	Att	Yds	Avg	LG	TD
Smith, J.D.	207	1,036	5.0	73t	10
Perry, Joe	139	602	4.3	40	3
McElhenny, Hugh	18	67	3.7	19	1
Roberts, C.R.	10	67	6.7	46t	1
Lyles, Lenny	13	28	2.2	13t	1
Tittle, Y.A.	11	24	2.2	22	0
Moegle, Dicky	3	9	3.0	4	0
Brodie, John	5	6	1.2	6	0
Owens, R.C.	1	0	0.0	0	0
49ERS	407	1,839	4.5	73t	16
OPPONENTS	433	1,974	4.6	48	17

RECEIVING

	No	Yds	Avg	LG	TD
Wilson, Billy	44	540	12.3	57t	4
McElhenny, Hugh	22	329	15.0	72	3
Owens, R.C.	17	347	20.4	75t	3
Conner, Clyde	13	162	12.5	37t	1
Smith, J.D.	13	133	10.2	21t	1
Perry, Joe	12	53	4.4	15	0
Dugan, Fred	6	72	12.0	13	0
Lyles, Lenny	3	33	11.0	18	0
Moegle, Dicky	1	12	12.0	12	0
Tittle, Y.A.	1	4	4.0	4	0
49ERS	132	1,685	12.8	75t	12
OPPONENTS	176	2,272	12.9	67	15

INTERCEPTIONS

	No	Yds	Avg	LG	TD
Baker, Dave	5	75	15.0	29	0
Woodson, Abe	4	20	5.0	14	0
Mertens, Jerry	2	56	28.0	30t	1
Tubbs, Jerry	2	32	16.0	21	0
Dove, Eddie	1	6	6.0	6	0
49ERS	14	189	13.5	30t	1
OPPONENTS	22	272	12.4	57t	1

KICKOFF RETURNS

	No	Yds	Avg	LG	TD
Woodson, Abe	13	382	29.4	105t	1
Lyles, Lenny	25	565	22.6	46	0
Hazeltine, Matt	2	26	13.0	26	0
Herchman, Bill	1	7	7.0	7	0
49ERS	41	980	23.9	105t	1
OPPONENTS	40	924	23.1	80	0

PUNT RETURNS

	No	Yds	Avg	LG	TD
Woodson, Abe	15	143	9.5	65	0
Dove, Eddie	22	126	5.7	62	0
49ERS	37	269	7.3	65	0
OPPONENTS	35	186	5.3	21	0

PUNTING

	No	Yds	Avg	LG	Blk
Davis, Tommy	59	2,694	45.7	71	0
49ERS	59	2,694	45.7	71	0
OPPONENTS	57	2,370	41.6	59	0

PASSING

	Att	Comp	Pct	Yds	LG	TD	Int	QB
Tittle, Y.A.	199	102	51.3	1,331	75t	10	15	58.0
Brodie, John	64	30	46.9	354	34	2	7	35.0
Moegle, Dicky	1	0	0.0	0	0	0	0	39.6
49ERS	264	132	50.0	1,685	75t	12	22	50.8
OPPONENTS	341	176	51.6	2,261	67	15	14	70.2



1960 (7-5)

Howard W. Hickey, Coach

L	19	New York Giants (44,598), S-25	21
W	13	Los Angeles Rams (53,633), O-2	9
W	14	at Detroit (49,825), O-9	10
L	10	at Chicago Bears (48,226), O-16	27
L	14	at G.B. in Milwaukee (39,914), O-23	41
W	25	Chicago Bears (55,071), O-30	7
L	0	Detroit (48,447), N-6	24
W	26	at Dallas (10,000), N-20	14
W	30	at Baltimore (57,808), N-27	22
W	23	at Los Angeles Rams (77,254), D-4	7
L	0	Green Bay (53,612), D-10	13
W	34	Baltimore (57,269), D-18	10
208			205

TEAM STATISTICS

	49ers	Opp
TOTAL FIRST DOWNS	201	180
By Rushing	90	82
By Passing	96	89
By Penalties	15	9
TOTAL YARDS GAINED	3,260	3,405
By Rushing	1,681	1,587
By Passing	1,579	1,818
TOTAL PLAYS FROM SCRIMMAGE	849	738
Rushes	413	363
Average Gain Per Rush	4.1	4.4
FORWARD PASSES ATTEMPTED	336	293
Number Completed	174	140
Per Cent Completed	51.8	47.8
Yards Lost Passing	287	183
Passes Had Intercepted	12	20
Yards Gained Per Pass	4.7	6.2
Yards Gained Per Completion	9.1	13.0
PUNTS	65	62
Total Yardage of Punts	2,880	2,556
Average Length	44.3	41.3
Net avg. per punt	40.9	36.8
KICKOFF RETURNS	43	57
Number Returned	43	38
Total Yards Returned	1,167	769
Average Length of Return	27.1	20.2
PENALTIES	63	64
Yards Penalized	604	580
FUMBLES	14	15
Own Fumbles Recovered	10	7
Opponents' Fumbles Recovered	8	4
FIELD GOALS	12	10
Field Goals Attempted	26	20
TOTAL POINTS SCORED	208	205
Touchdowns Scored	21	25
Touchdowns Rushing	9	13
Touchdowns Passing	11	11
Touchdowns Returns	1	1
Extra Points	21	23
Field Goals	8	10
Safeties	2	1

SCORING

	TDs	Ru	Pa	Int	Fu	KO	Pu	PAT	FG	S	Pts
Davis, Tommy	0	0	0	0	0	0	0	21/21	19/32	0	78
Owens, R.C.	6	0	6	0	0	0	0	0/0	0/0	0	36
Smith, J.D.	6	5	1	0	0	0	0	0/0	0/0	0	36
Conner, Clyde	2	0	2	0	0	0	0	0/0	0/0	0	12
Roberts, C.R.	2	2	0	0	0	0	0	0/0	0/0	0	12
Brodie, John	1	1	0	0	0	0	0	0/0	0/0	0	6
Lyles, Lenny	1	0	0	0	0	1	0	0/0	0/0	0	6
McElhenny, Hugh	1	0	1	0	0	0	0	0/0	0/0	0	6
Perry, Joe	1	1	0	0	0	0	0	0/0	0/0	0	6
Wilson, Billy	1	0	1	0	0	0	0	0/0	0/0	0	6
Krueger, Charlie	0	0	0	0	0	0	0	0/0	0/0	1	2
Nomellini, Leo	0	0	0	0	0	0	0	0/0	0/0	1	2
Wittenborn, John	0	0	0	0	0	0	0	0/0	0/3	0	0
49ERS	21	9	11	0	0	1	0	21/21	19/35	2	208
OPPONENTS	25	13	11	0	1	0	0	23/25	10/20	1	205

Rookie Names in Italics

RUSHING

	Att	Yds	Avg	LG	TD
Smith, J.D.	174	780	4.5	41	5
McElhenny, Hugh	95	347	3.7	38	0
Roberts, C.R.	73	213	2.9	30	2
Brodie, John	18	171	9.5	30	1
Perry, Joe	36	95	2.6	21	1
Tittle, Y.A.	10	61	6.1	28	0
<i>Waters, Bobby</i>	1	8	8.0	8	0
Woodson, Abe	4	4	1.0	4	0
<i>Norton, Ray</i>	2	2	1.0	9	0
49ERS	413	1,681	4.1	41	9
OPPONENTS	363	1,587	4.4	62	14

RECEIVING

	No	Yds	Avg	LG	TD
Conner, Clyde	38	531	14.0	65t	2
Owens, R.C.	37	532	14.4	42	6
Smith, J.D.	36	181	5.0	21	1
<i>Stickles, Monty</i>	22	252	11.5	28	0
McElhenny, Hugh	14	114	8.1	45	1
<i>Mackey, Dee</i>	12	159	13.3	25	0
Roberts, C.R.	9	49	5.4	27	0
Wilson, Billy	3	51	17.0	19t	1
Perry, Joe	3	-3	-1.0	3	0
49ERS	174	1,866	10.7	65t	11
OPPONENTS	140	2,001	14.3	91t	11

INTERCEPTIONS

	No	Yds	Avg	LG	TD
Baker, Dave	10	96	9.6	28	0
Dove, Eddie	3	29	9.7	29	0
<i>Kelley, Gordon</i>	2	10	5.0	10	0
Mertens, Jerry	2	0	0.0	0	0
Woodson, Abe	2	0	0.0	0	0
Harrison, Bob	1	6	6.0	6	0
49ERS	20	141	7.1	29	0
OPPONENTS	12	159	13.3	26	0

KICKOFF RETURNS

	No	Yds	Avg	LG	TD
Lyles, Lenny	17	526	30.9	97t	1
Woodson, Abe	17	498	29.3	64	0
<i>Colchico, Dan</i>	5	68	13.6	18	0
Roberts, C.R.	3	60	20.0	25	0
Clark, Monte	1	15	15.0	15	0
49ERS	43	1,167	27.1	97t	1
OPPONENTS	38	769	20.2	45	0

PUNT RETURNS

	No	Yds	Avg	LG	TD
Woodson, Abe	13	174	13.4	48	0
Dove, Eddie	11	43	3.9	7	0
49ERS	24	217	9.0	48	0
OPPONENTS	28	182	6.5	31	0

PUNTING

	No	Yds	Avg	LG	Blk
Davis, Tommy	62	2,737	44.1	74	0
Baker, Dave	3	143	47.7	55	0
49ERS	65	2,880	44.3	74	0
OPPONENTS	62	2,561	41.3	65	0

PASSING

	Att	Comp	Pct	Yds	LG	TD	Int	QB
Brodie, John	207	103	49.8	1,111	65t	6	9	57.5
Tittle, Y.A.	127	69	54.3	694	45	4	3	70.8
<i>Waters, Bobby</i>	2	2	100.0	61	41t	1	0	158.3
49ERS	336	174	51.8	1,866	65t	11	12	64.4
OPPONENTS	293	140	47.8	2,001	91t	11	20	54.4



1961 (7-6-1)

Howard W. Hickey, Coach

W	35	Washington (43,412), S-17	3
L	10	at Green Bay (38,624), S-24	30
W	49	at Detroit (53,155), O-1	0
W	35	Los Angeles Rams (59,004), O-8	0
W	38	at Minnesota (34,415), O-15	24
L	0	at Chicago Bears (49,070), O-22	31
L	10	at Pittsburgh (19,686), O-29	20
T	20	Detroit (56,878), N-5	20
L	7	at Los Angeles Rams (63,766), N-12	17
W	41	Chicago Bears (52,972), N-19	31
W	38	Minnesota (48,905), N-26	28
L	17	at Baltimore (57,641), D-3	20
W	22	Green Bay (55,722), D-10	21
L	24	Baltimore (45,517), D-16	27
346			272

TEAM STATISTICS

	49ers	Opp
TOTAL FIRST DOWNS	258	234
By Rushing	116	90
By Passing	132	132
By Penalties	10	12
TOTAL YARDS GAINED	4,904	4,181
By Rushing	2,100	1,701
By Passing	2,804	2,480
TOTAL PLAYS FROM SCRIMMAGE	875	890
Rushes	448	419
Average Gain Per Rush	4.7	4.1
FORWARD PASSES ATTEMPTED	346	380
Number Completed	187	196
Per Cent Completed	54.0	51.6
Yards Lost Passing	253	394
Passes Had Intercepted	19	19
Yards Gained Per Pass	8.1	6.5
Yards Gained Per Completion	15.0	12.7
PUNTS	59	62
Total Yardage of Punts	2,633	2,725
Average Length	44.6	44.0
Net avg. per punt	40.1	40.2
KICKOFF RETURNS	49	58
Total Yards Returned	1,287	1,368
Average Length of Return	26.6	23.6
PENALTIES	65	56
Yards Penalized	635	456
FUMBLES	25	21
Own Fumbles Recovered	8	9
Opponents' Fumbles Recovered	12	17
FIELD GOALS	12	16
Field Goals Attempted	22	29
TOTAL POINTS SCORED	346	272
Touchdowns Scored	44	32
Touchdowns Rushing	27	13
Touchdowns Passing	15	18
Touchdowns Returns	2	1
Extra Points	44	32
Field Goals	12	16
Safeties	1	0

SCORING

	TDs	Ru	Pa	Int	Fu	KO	Pu	PAT	FG	S	Pts
Davis, Tommy	0	0	0	0	0	0	0	44/44	12/22	0	80
Kilmer, Billy	10	10	0	0	0	0	0	0/0	0/0	0	60
Smith, J.D.	9	8	1	0	0	0	0	0/0	0/0	0	54
Owens, R.C.	6	1	5	0	0	0	0	0/0	0/0	0	36
Stickles, Monty	5	0	5	0	0	0	0	0/0	0/0	0	30
Waters, Bobby	3	3	0	0	0	0	0	0/0	0/0	0	18
Brodie, John	2	2	0	0	0	0	0	0/0	0/0	0	12
Thomas, Aaron	2	0	2	0	0	0	0	0/0	0/0	0	12
Woodson, Abe	2	0	0	0	0	1	1	0/0	0/0	0	12
Casey, Bernie	1	0	1	0	0	0	0	0/0	0/0	0	6
Conner, Clyde	1	0	1	0	0	0	0	0/0	0/0	0	6
Cooper, Bill	1	1	0	0	0	0	0	0/0	0/0	0	6
Lockett, J.W.	1	1	0	0	0	0	0	0/0	0/0	0	6
Roberts, C.R.	1	1	0	0	0	0	0	0/0	0/0	0	6
Krueger, Charlie	0	0	0	0	0	0	0	0/0	0/0	1	2
49ERS	44	27	15	0	0	1	1	44/44	12/22	1	346
OPPONENTS	32	13	18	0	0	0	1	32/32	16/29	0	272

Rookie Names in Italics

RUSHING

	Att	Yds	Avg	LG	TD
Smith, J.D.	167	823	4.9	33	8
Kilmer, Billy	96	509	5.3	31	10
Roberts, C.R.	63	338	5.4	54	1
Waters, Bobby	47	233	5.0	35	3
Brodie, John	28	90	3.2	29	2
McIlhenny, Don	8	30	3.8	15	0
Woodson, Abe	14	23	1.6	14	0
Lockett, J.W.	11	18	1.6	9	1
Cooper, Bill	8	17	2.1	6	1
Messer, Dale	3	13	4.3	6	0
Norton, Ray	2	-2	-1.0	2	0
Thomas, Aaron	1	-15	-15.0	-15	0
Owens, R.C.	(lat) 0	23		23	1
49ERS	448	2,100	4.7	54	27
OPPONENTS	419	1,701	4.1	44	13

RECEIVING

	No	Yds	Avg	LG	TD
Owens, R.C.	55	1,032	18.8	54	5
Stickles, Monty	43	794	18.5	54	5
Smith, J.D.	28	343	12.3	57	1
Thomas, Aaron	15	301	20.1	70t	2
Conner, Clyde	11	177	16.1	45	1
Casey, Bernie	10	185	18.5	51	1
Roberts, C.R.	10	83	8.3	19	0
Woodson, Abe	8	74	9.3	28	0
Lockett, J.W.	4	35	8.8		0
Messer, Dale	3	33	11.0	14	0
49ERS	187	3,057	16.4	70t	15
OPPONENTS	196	2,874	14.7	80t	18

INTERCEPTIONS

	No	Yds	Avg	LG	TD
Baker, Dave	6	123	20.5	40	0
Johnson, Jimmy	5	116	23.2	63	0
Dove, Eddie	3	41	13.7	28	0
Harrison, Bob	2	14	7.0	9	0
Hazeltine, Matt	1	26	26.0	26	0
Woodson, Abe	1	2	2.0	2	0
Kelley, Gordon	1	0	0.0	0	0
49ERS	19	322	17.0	63	0
OPPONENTS	19	249	13.1	36	0

KICKOFF RETURNS

	No	Yds	Avg	LG	TD
Woodson, Abe	27	782	29.0	98t	1
Smith, J.D.	7	158	22.6	33	0
McIlhenny, Don	6	189	31.5	49	0
Cooper, Bill	3	44	14.7	20	0
Messer, Dale	3	36	12.0	14	0
Norton, Ray	1	60	60.0	60	0
Kammerer, Carlton	1	18	18.0	18	0
Lockett, J.W.	1	15	15.0	15	0
49ERS	49	1,302	26.6	98t	1
OPPONENTS	58	1,368	23.6	78	0

PUNT RETURNS

	No	FC	Yds	Avg	LG	TD
Woodson, Abe	16	3	172	10.8	80t	1
Dove, Eddie	6	8	49	8.2	20	0
Messer, Dale	2	4	11	5.5	6	0
49ERS	24	15	232	9.7	80t	1
OPPONENTS	32	6	269	8.4	39t	1

PUNTING

	No	Yds	Avg	LG	Bk
Davis, Tommy	50	2,269	45.4	67	0
Kilmer, Billy	9	364	40.4	64	0
49ERS	59	2,633	44.6	67	0
OPPONENTS	62	2,725	44.0	64	0

PASSING

	Att	Comp	Pct	Yds	LG	TD	Int	QB
Brodie, John	283	155	54.8	2,588	70t	14	12	84.7
Kilmer, Billy	34	19	55.9	286	28	0	4	44.1
Waters, Bobby	28	13	46.4	183	26	1	2	50.2
Smith, J.D.	1	0	0.0	0	0	0	1	0.0
49ERS	346	187	54.1	3,057	70t	15	19	75.5
OPPONENTS	380	196	51.6	2,874	80t	18	19	71.5



1962 (6-8)

Howard W. Hickey, Coach

L	14	Chicago (46,052), S-16	30
L	24	at Detroit (51,032), S-23	45
W	21	Minnesota (38,407), S-30	7
W	21	at Baltimore (54,148), O-7	13
W	34	at Chicago (48,902), O-14	27
L	13	at G.B. in Milwaukee (46,012), O-21	31
L	14	Los Angeles Rams (51,033), O-28	28
L	3	Baltimore (44,875), N-4	22
L	24	Detroit (43,449), N-11	38
W	24	at Los Angeles Rams (42,554), N-18	17
W	24	at St. Louis (17,532), N-25	17
W	35	at Minnesota (33,076), D-2	12
L	21	Green Bay (53,769), D-9	31
L	10	Cleveland (35,274), D-15	13
282			331

TEAM STATISTICS

	49ers	Opp
TOTAL FIRST DOWNS	239	240
By Rushing	112	107
By Passing	112	113
By Penalties	15	20
TOTAL YARDS GAINED	3,941	4,549
By Rushing	1,873	2,241
By Passing	2,068	2,308
TOTAL PLAYS FROM SCRIMMAGE	854	841
Rushes	460	464
Average Gain Per Rush	4.1	4.8
FORWARD PASSES ATTEMPTED	323	296
Number Completed	185	164
Per Cent Completed	57.3	55.4
Yards Lost Passing	423	186
Passes Had Intercepted	19	12
Yards Gained Per Pass	7.7	8.4
Yards Gained Per Completion	13.5	15.2
PUNTS	48	61
Total Yardage of Punts	2,188	2,721
Average Length	45.6	44.6
KICKOFF RETURNS	62	51
Total Yards Returned	1,739	1,140
Average Length of Return	28.0	22.4
PENALTIES	63	57
Yards Penalized	636	626
FUMBLES	24	22
Own Fumbles Recovered	10	14
Opponents' Fumbles Recovered	8	14
FIELD GOALS	10	12
Field Goals Attempted	23	20
TOTAL POINTS SCORED	282	331
Touchdowns Scored	36	42
Touchdowns Rushing	15	22
Touchdowns Passing	19	17
Touchdowns Returns	2	3
Extra Points	36	39
Field Goals	10	20
Safeties	0	2

SCORING

	TDs	Ru	Pa	Int	Fu	KO	Pu	PAT	FG	S	Pts
Davis, Tommy	0	0	0	0	0	0	0	36/36	10/23	0	66
Smith, J.D.	7	6	1	0	0	0	0	0/0	0/0	0	42
Casey, Bernie	6	0	6	0	0	0	0	0/0	0/0	0	36
Kilmer, Billy	6	5	1	0	0	0	0	0/0	0/0	0	36
Brodie, John	4	4	0	0	0	0	0	0/0	0/0	0	24
Conner, Clyde	4	0	4	0	0	0	0	0/0	0/0	0	24
Johnson, Jimmy	4	0	4	0	0	0	0	0/0	0/0	0	24
Stickles, Monty	3	0	3	0	0	0	0	0/0	0/0	0	18
Woodson, Abe	2	0	0	0	1	0	1	0/0	0/0	0	12
49ERS	36	15	19	0	1	0	1	36/36	10/23	0	282
OPPONENTS	42	22	17	3	0	0	0	39/42	12/20	2	331

Rookie Names in Italics

RUSHING

	Att	Yds	Avg	Lg	TD
Smith, J.D.	258	907	3.5	28	6
Kilmer, Billy	93	478	5.1	35	5
Brodie, John	37	258	7.0	21	4
Gaiters, Bob	36	158	4.4	53	0
Waters, Bobby	12	42	3.5	14	0
<i>Vollenweider, Jim</i>	11	37	3.4	10	0
Roberts, C.R.	9	19	2.1	12	0
Cooper, Bill	2	-2	-1.0	2	0
Thomas, Aaron	1	-9	-9.0	-9	0
<i>Winston, Lloyd</i>	1	-15	-15.0	-15	0
49ERS	460	1,873	4.1	53	15
OPPONENTS	464	2,241	4.8	77t	21

RECEIVING

	No	Yds	Avg	LG	TD
Casey, Bernie	53	819	15.5	48t	6
Johnson, Jimmy	34	627	18.4	80t	4
Conner, Clyde	24	240	10.0	18	4
Stickles, Monty	22	366	16.6	48	3
Smith, J.D.	21	197	9.4	47	1
Kilmer, Billy	16	152	9.5	70	1
<i>Vollenweider, Jim</i>	4	21	5.3	10	0
Messer, Dale	3	30	10.0	15	0
<i>McFarland, Kay</i>	3	24	8.0	16	0
Gaiters, Bob	2	13	6.5	13	0
Roberts, C.R.	2	0	0.0	1	0
<i>Winston, Lloyd</i>	1	2	2.0	2	0
49ERS	185	2,491	13.5	80t	19
OPPONENTS	164	2,494	15.2	73t	17

INTERCEPTIONS

	No	Yds	Avg	LG	TD
Woodson, Abe	2	31	15.5	31	0
Hazeltine, Matt	2	24	12.0	12	0
<i>Pine, Ed</i>	2	16	8.0	13	0
Mertens, Jerry	2	0	0.0	0	0
Messer, Dale	1	35	35.0	35	0
Kammerer, Carlton	1	13	13.0	13	0
Ridlon, Jim	1	8	8.0	8	0
Dove, Eddie	1	0	0.0	0	0
49ERS	12	127	10.6	35	0
OPPONENTS	19	334	17.6	55t	3

KICKOFF RETURNS

	No	Yds	Avg	LG	TD
Woodson, Abe	37	1,157	31.3	79	0
Gaiters, Bob	11	273	24.8	47	0
<i>Vollenweider, Jim</i>	6	113	18.8	45	0
Messer, Dale	4	112	28.0	43	0
<i>Winston, Lloyd</i>	3	67	22.3	29	0
Cooper, Bill	1	17	17.0	17	0
49ERS	62	1,739	28.1	79	0
OPPONENTS	51	1,140	22.4	40	0

PUNT RETURNS

	No	FC	Yds	Avg	LG	TD
Woodson, Abe	19	3	179	9.4	85t	1
Dove, Eddie	5	2	21	4.2	10	0
Messer, Dale	3	8	7	2.3	7	0
49ERS	27	13	207	7.7	85t	1
OPPONENTS	32	5	285	8.9	31	0

PUNTING

	No	Yds	Avg	LG	Bk
Davis, Tommy	48	2,188	45.6	82	0
49ERS	48	2,188	45.6	82	0
OPPONENTS	61	2,720	44.6	75	0

PASSING

	Att	Comp	Pct	Yds	LG	TD	Int	QB
Brodie, John	304	175	57.6	2,272	80t	18	16	79.0
Kilmer, Billy	13	8	61.5	191	73	1	3	91.5
Waters, Bobby	6	2	33.3	28	15	0	0	49.3
49ERS	323	185	57.3	2,491	80t	19	19	77.0
OPPONENTS	296	164	55.4	2,494	73t	17	12	85.6



1963 (2-12)

Coach*

L	20	Minnesota (30,781), S-15	24
L	14	Baltimore (31,006), S-22	20
L	14	at Minnesota (28,567), S-29	45
L	3	at Detroit (44,088), O-6	26
L	3	at Baltimore (56,962), O-13	20
W	20	Chicago (35,837), O-20	14
L	21	at Los Angeles Rams (45,532), O-27	28
L	7	Detroit (33,511), N-3	45
W	31	Dallas (29,563), N-10	24
L	14	at New York Giants (62,982), N-17	48
L	10	at G.B. in Milwaukee (45,905), N-24	28
L	17	Los Angeles Rams (33,321), D-1	21
L	7	at Chicago (46,994), D-8	27
L	17	Green Bay (31,031), D-14	21

198**391**

*Coach Red Hickey resigned after third game and Jack Christiansen was appointed his successor.

TEAM STATISTICS

	49ers	Opp
TOTAL FIRST DOWNS	183	304
By Rushing	87	121
By Passing	87	168
By Penalties	9	15
TOTAL YARDS GAINED	3,281	5,447
By Rushing	1,454	2,076
By Passing	1,827	3,371
TOTAL PLAYS FROM SCRIMMAGE	790	963
Rushes	406	488
Average Gain Per Rush	3.6	4.3
FORWARD PASSES ATTEMPTED	349	450
Number Completed	156	244
Per Cent Completed	44.7	54.2
Sacks/Yards Lost	35/263	25/210
Passes Had Intercepted	22	14
Yards Gained Per Pass	6.0	8.0
Yards Gained Per Completion	13.4	14.7
PUNTS	73	55
Total Yardage of Punts	3,311	2,371
Average Length	45.4	43.1
KICKOFF RETURNS	62	37
Total Yards Returned	1,659	816
Average Length of Return	26.8	22.1
PENALTIES	51	73
Yards Penalized	439	667
FUMBLES	25	27
Own Fumbles Recovered	17	14
Opponents' Fumbles Recovered	13	8
FIELD GOALS	10	12
Field Goals Attempted	31	20
TOTAL POINTS SCORED	198	391
Touchdowns Scored	24	51
Touchdowns Rushing	8	20
Touchdowns Passing	13	27
Touchdowns Returns	3	4
Extra Points	24	50
Field Goals	10	20
Safeties	0	1

SCORING

	TDs	Ru	Pa	Int	Fu	KO	Pu	PAT	FG	S	Pts
Davis, Tommy	0	0	0	0	0	0	0	24/24	10/31	0	54
Casey, Bernie	7	0	7	0	0	0	0	0/0	0/0	0	42
Smith, J.D.	6	5	1	0	0	0	0	0/0	0/0	0	36
Woodson, Abe	3	0	0	0	0	3	0	0/0	0/0	0	18
Knafelc, Gary	2	0	2	0	0	0	0	0/0	0/0	0	12
Lisbon, Don	2	0	2	0	0	0	0	0/0	0/0	0	12
Vollenweider, Jim	2	2	0	0	0	0	0	0/0	0/0	0	12
McFarland, Kay	1	0	1	0	0	0	0	0/0	0/0	0	6
Winston, Lloyd	1	1	0	0	0	0	0	0/0	0/0	0	6
49ERS	24	8	13	0	0	3	0	24/24	10/31	0	198
OPPONENTS	51	20	27	1	1	0	2	50/51	11/27	1	391

Rookie Names in Italics

RUSHING

	Att	Yds	Avg	Lg	TD
Smith, J.D.	162	560	3.5	52t	5
Lisbon, Don	109	399	3.7	25	0
Winston, Lloyd	27	127	4.7	38	1
Vollenweider, Jim	47	124	2.6	12	2
Perry, Joe	24	98	4.1	16	0
Brodie, John	7	63	9.0	24	0
McHan, Lamar	17	59	3.5	15	0
Lind, Mike	8	26	3.3	7	0
Waters, Bobby	5	-2	-0.4	8	0
49ERS	406	1,454	3.6	52t	8
OPPONENTS	488	2,076	4.3	51t	20

RECEIVING

	No	Yds	Avg	LG	TD
Casey, Bernie	47	762	16.2	68t	7
Lisbon, Don	21	259	12.3	51	2
Knafelc, Gary	18	221	12.3	45t	2
Smith, J.D.	17	196	11.5	40	1
Conner, Clyde	16	247	15.4	42	0
Stickles, Monty	11	152	13.8	31	0
McFarland, Kay	11	126	11.5	33	1
Johnson, Jimmy	6	63	10.5	15	0
Perry, Joe	4	12	3.0	8	0
Lind, Mike	2	13	6.5	8	0
Winston, Lloyd	2	13	6.5	10	0
Vollenweider, Jim	1	26	26.0	26	0
49ERS	156	2,090	13.4	68t	13
OPPONENTS	244	3,581	14.7	70t	27

INTERCEPTIONS

	No	Yds	Avg	LG	TD
Alexander, Kermit	5	72	14.4	38	0
Woodson, Abe	3	61	20.3	61	0
Johnson, Jimmy	2	36	18.0	36	0
Dowdle, Mike	2	6	3.0	6	0
Kimbrough, Elbert	1	45	45.0	45	0
Pine, Ed	1	1	1.0	1	0
49ERS	14	221	15.8	61	0
OPPONENTS	22	283	12.9	52	1

KICKOFF RETURNS

	No	Yds	Avg	LG	TD
Woodson, Abe	29	935	32.2	103t	3
Alexander, Kermit	24	638	26.6	46	0
Vollenweider, Jim	4	75	18.8	23	0
Cooper, Bill	2	8	4.0	8	0
St.Clair, Bob	2	3	1.5	3	0
Stickles, Monty	1	0	0.0	0	0
49ERS	62	1,659	26.8	103t	3
OPPONENTS	37	816	22.1	45	0

PUNT RETURNS

	No	FC	Yds	Avg	LG	TD
Woodson, Abe	13	7	95	7.3	51	0
Messer, Dale	5	12	4	0.8	3	0
49ERS	18	19	99	5.5	51	0
OPPONENTS	50	5	587	11.7	90t	2

PUNTING

	No	Yds	Avg	LG	Bik
Davis, Tommy	73	3,311	45.4	64	2
49ERS	73	3,311	45.4	64	2
OPPONENTS	55	2,373	43.2	68	0

PASSING

	Att	Comp	Pct	Yds	LG	TD	Int	QB
McHan, Lamar	195	83	42.6	1,243	68t	8	11	54.3
Waters, Bobby	88	42	47.7	435	42	1	6	37.8
Brodie, John	61	30	49.2	367	44t	3	4	57.2
Lisbon, Don	2	1	50.0	45	45t	1	0	135.4
Davis, Tommy	1	0	0.0	0	0	0	0	39.6
Perry, Joe	1	0	0.0	0	0	0	0	39.6
Vollenweider, Jim	1	0	0.0	0	0	0	1	0.0
49ERS	349	156	44.7	2,090	68t	13	22	50.4
OPPONENTS	450	244	54.2	3,581	70t	27	14	87.5



1964 (4-10)

Jack Christiansen, Coach

L	17	Detroit (33,204), S-13	26
W	28	at Philadelphia (57,352), S-20	24
L	13	St. Louis (30,969), S-27	23
W	31	Chicago (33,132), O-4	21
L	14	at G.B. in Milwaukee (47,380), O-11	24
L	14	at Los Angeles Rams (54,355), O-18	42
L	22	Minnesota (31,845), O-25	27
L	7	at Baltimore (60,213), N-1	37
L	7	at Minnesota (40,408), N-8	24
W	24	Green Bay (38,483), N-15	14
L	21	at Chicago (46,772), N-22	23
L	3	Baltimore (33,642), N-29	14
W	28	Los Angeles Rams (31,791), D-6	7
L	7	at Detroit (41,854), D-13	24
236			330

TEAM STATISTICS		49ers	Opp
TOTAL FIRST DOWNS		233	255
By Rushing		76	90
By Passing		136	138
By Penalties		21	27
TOTAL YARDS GAINED		4,073	4,404
By Rushing		1,332	1,560
By Passing		2,741	2,844
TOTAL PLAYS FROM SCRIMMAGE		871	920
Rushes		383	443
Average Gain Per Rush		3.5	3.5
FORWARD PASSES ATTEMPTED		461	434
Number Completed		225	232
Per Cent Completed		48.8	53.5
Sacks/Yards Lost		27/249	43/297
Passes Had Intercepted		22	15
Yards Gained Per Pass		6.5	7.2
Yards Gained Per Completion		13.3	13.5
PUNTS		79	76
Total Yardage of Punts		3,603	3,481
Average Length		45.6	45.8
KICKOFF RETURNS		57	37
Total Yards Returned		1,393	883
Average Length of Return		24.4	23.9
PENALTIES		79	76
Yards Penalized		741	783
FUMBLES		42	33
Own Fumbles Recovered		18	19
Opponents' Fumbles Recovered		14	24
FIELD GOALS		8	17
Field Goals Attempted		25	34
TOTAL POINTS SCORED		236	330
Touchdowns Scored		30	40
Touchdowns Rushing		11	11
Touchdowns Passing		18	23
Touchdowns Returns		1	6
Extra Points		30	39
Field Goals		8	20
Safeties		1	0

SCORING	TDs	Ru	Pa	Int	Fu	KO	Pu	PAT	FG	S	Pts
Davis, Tommy	0	0	0	0	0	0	0	30/30	8/25	0	54
Parks, Dave	8	0	8	0	0	0	0	0/0	0/0	0	48
Lind, Mike	7	7	0	0	0	0	0	0/0	0/0	0	42
Casey, Bernie	4	0	4	0	0	0	0	0/0	0/0	0	24
Stickles, Monty	3	0	3	0	0	0	0	0/0	0/0	0	18
Brodie, John	2	2	0	0	0	0	0	0/0	0/0	0	12
Kopay, Dave	2	0	2	0	0	0	0	0/0	0/0	0	6
Alexander, Kermit	1	0	0	0	0	0	1	0/0	0/0	0	6
Lewis, Gary	1	1	0	0	0	0	0	0/0	0/0	0	6
Johnson, Rudy	1	1	0	0	0	0	0	0/0	0/0	0	6
Lisbon, Don	1	0	1	0	0	0	0	0/0	0/0	0	6
Team	0	0	0	0	0	0	0	0/0	0/0	0	2
49ERS	30	11	18	0	0	0	1	30/30	8/25	0	236
OPPONENTS	40	11	23	2	2	0	2	39/40	17/34	0	330

Rookie Names in Italics

RUSHING	Att	Yds	Avg	LG	TD
Kopay, Dave	75	271	3.6	18	0
Lind, Mike	100	256	2.6	21	7
Mira, George	18	177	9.8	37	0
Lisbon, Don	55	162	3.0	14	0
Brodie, John	27	135	5.0	38	2
Lewis, Gary	43	115	2.7	17	1
Kilmer, Billy	36	113	3.1	14	0
Smith, J.D.	13	55	4.2	16	0
Johnson, Rudy	16	48	3.0	24	1
49ERS	383	1,332	3.5	38	11
OPPONENTS	442	1,560	3.5	32	11

RECEIVING	No	Yds	Avg	LG	TD
Casey, Bernie	58	808	13.9	63t	4
Stickles, Monty	40	685	17.1	53t	3
Parks, Dave	36	703	19.5	83t	8
Lind, Mike	25	178	7.1	26	0
Kopay, Dave	20	135	6.8	30	2
Lisbon, Don	13	104	8.0	39t	1
Kilmer, Billy	11	136	12.4	35	0
Lewis, Gary	7	73	10.4	47	0
McFarland, Kay	5	67	13.4	33	0
Johnson, Rudy	5	21	4.2	12	0
Messer, Dale	4	72	18.0	28	0
Poole, Bob	1	8	8.0	8	0
49ERS	225	2,990	13.3	83t	18
OPPONENTS	232	3,135	13.5	82t	23

INTERCEPTIONS	No	Yds	Avg	LG	TD
Alexander, Kermit	5	65	13.0	24	0
Johnson, Jimmy	3	65	21.7	43	0
Kimbrough, Elbert	2	3	1.5	3	0
Woodson, Abe	2	1	0.5	1	0
Dowdle, Mike	1	14	14.0	14	0
Wilcox, Dave	1	6	6.0	6	0
Hazeltine, Matt	1	1	1.0	1	0
49ERS	15	155	10.3	43	0
OPPONENTS	22	530	24.1	97t	2

KICKOFF RETURNS	No	Yds	Avg	LG	TD
Woodson, Abe	32	880	27.5	70	0
Alexander, Kermit	20	483	24.2	44	0
Kopay, Dave	2	30	15.0	16	0
Lewis, Gary	1	0	0.0	0	0
Pine, Ed	1	0	0.0	0	0
Thomas, John	1	0	0.0	0	0
49ERS	57	1,393	24.4	70	0
OPPONENTS	37	883	23.9	41	0

PUNT RETURNS	No	FC	Yds	Avg	LG	TD
Alexander, Kermit	21	5	189	9.0	70t	1
Woodson, Abe	22	8	133	6.1	26	0
49ERS	43	13	322	7.5	70t	1
OPPONENTS	50	5	540	10.8	68t	2

PUNTING	No	Yds	Avg	LG	Bik
Davis, Tommy	79	3,599	45.6	68	0
49ERS	79	3,599	45.6	68	0
OPPONENTS	75	3,426	45.7	74	0

PASSING	Att	Comp	Pct	Yds	LG	TD	Int	QB
Brodie, John	392	193	49.2	2,498	83t	14	16	64.6
Mira, George	53	23	43.4	331	79t	2	5	37.5
Kilmer, Billy	14	8	57.1	92	24	1	1	71.1
Lind, Mike	1	1	100.0	69	69t	1	0	158.3
Kopay, Dave	1	0	0.0	0	0	0	0	39.6
49ERS	461	225	48.8	2,990	83t	18	22	62.9
OPPONENTS	434	232	53.5	3,135	82t	23	16	79.0



1965 (7-6-1)

Jack Christiansen, Coach

W	52	Chicago (31,211), S-19	24
W	27	Pittsburgh (28,161), S-26	17
L	24	at Baltimore (57,342), O-3	27
L	10	at Green Bay (50,858), O-10	27
W	45	at Los Angeles Rams (34,703), O-17	21
L	41	Minnesota (40,673), O-24	42
L	28	Baltimore (43,575), O-31	34
L	31	at Dallas (30,531), N-7	39
W	27	at Detroit (52,570), N-14	21
W	30	Los Angeles Rams (39,253), N-21	27
W	45	at Minnesota (36,748), N-28	24
W	17	Detroit (38,483), D-5	14
L	20	at Chicago (43,400), D-12	61
T	24	Green Bay (45,710), D-19	24
421			402

TEAM STATISTICS

	49ers	Opp
TOTAL FIRST DOWNS	292	259
By Rushing	97	94
By Passing	172	139
By Penalties	23	26
TOTAL YARDS GAINED	5,270	4,640
By Rushing	1,783	1,535
By Passing	3,487	3,105
TOTAL PLAYS FROM SCRIMMAGE	901	878
Rushes	428	405
Average Gain Per Rush	4.2	3.8
FORWARD PASSES ATTEMPTED	454	448
Number Completed	272	225
Per Cent Completed	59.9	50.2
Sacks/Yards Lost	19/146	25/197
Passes Had Intercepted	21	13
Yards Gained Per Pass	8.0	7.4
Yards Gained Per Completion	13.4	14.7
PUNTS	54	62
Total Yardage of Punts	2,474	2,598
Average Length	45.8	41.9
KICKOFF RETURNS	59	59
Total Yards Returned	1,276	1,566
Average Length of Return	21.6	26.1
PENALTIES	79	71
Yards Penalized	785	727
FUMBLES	33	34
Own Fumbles Recovered	14	17
Opponents' Fumbles Recovered	17	19
FIELD GOALS	17	14
Field Goals Attempted	27	27
TOTAL POINTS SCORED	421	402
Touchdowns Scored	53	52
Touchdowns Rushing	13	20
Touchdowns Passing	35	24
Touchdowns Returns	5	8
Extra Points	52	48
Field Goals	17	14
Safeties	0	0

SCORING

	TDs	Ru	Pa	Int	Fu	KO	Pu	PAT	FG	S	Pts
Davis, Tommy	0	0	0	0	0	0	0	52/53	17/27	0	103
Parks, Dave	12	0	12	0	0	0	0	0/0	0/0	0	72
Crow, John David	9	2	7	0	0	0	0	0/0	0/0	0	54
Willard, Ken	9	5	4	0	0	0	0	0/0	0/0	0	54
Casey, Bernie	8	0	8	0	0	0	0	0/0	0/0	0	48
Kopay, Dave	4	2	1	0	1	0	0	0/0	0/0	0	24
Lewis, Gary	3	3	0	0	0	0	0	0/0	0/0	0	18
Brodie, John	1	1	0	0	0	0	0	0/0	0/0	0	6
Burke, Vern	1	0	1	0	0	0	0	0/0	0/0	0	6
Chapple, Jack	1	0	0	0	1	0	0	0/0	0/0	0	6
Krueger, Charlie	1	0	0	0	1	0	0	0/0	0/0	0	6
McFarland, Kay	1	0	1	0	0	0	0	0/0	0/0	0	6
Miller, Clark	1	0	0	0	1	0	0	0/0	0/0	0	6
Stickles, Monty	1	0	1	0	0	0	0	0/0	0/0	0	6
Wilcox, Dave	1	0	0	0	1	0	0	0/0	0/0	0	6
49ERS	53	13	35	0	5	0	0	52/53	17/27	0	421
OPPONENTS	52	20	24	3	3	1	1	48/52	14/27	0	402

Rookie Names in Italics

RUSHING

	Att	Yds	Avg	Lg	TD
Willard, Ken	189	778	4.1	32	5
Crow, John David	132	514	3.9	30	2
Lewis, Gary	52	256	4.9	60t	3
Kopay, Dave	28	81	2.9	10	2
Mira, George	5	64	12.8	25	0
Brodie, John	15	60	4.0	13	1
Davis, Tommy	1	21	21.0	21	0
Johnson, Rudy	6	9	1.5	4	0
49ERS	428	1,783	4.2	60t	13
OPPONENTS	405	1,535	3.8	50t	20

RECEIVING

	No	Yds	Avg	LG	TD
Parks, Dave	80	1,344	16.8	53t	12
Casey, Bernie	59	765	13.0	59t	8
Stickles, Monty	35	343	9.8	22	1
Willard, Ken	32	253	7.9	29t	4
Crow, John David	28	493	17.6	54	7
Kopay, Dave	11	147	13.4	44	1
Lewis, Gary	10	25	2.5	12	0
McFarland, Kay	8	106	13.3	35t	1
Johnson, Rudy	3	49	16.3	28	0
Messer, Dale	2	41	20.5	37	0
Burke, Vern	2	38	19.0	27t	1
Poole, Bob	2	29	14.5	15	0
49ERS	272	3,633	13.4	59t	35
OPPONENTS	225	3,290	14.6	80t	24

INTERCEPTIONS

	No	Yds	Avg	LG	TD
Johnson, Jimmy	6	47	7.8	26	0
Alexander, Kermit	3	23	7.7	15	0
Kimbrough, Elbert	2	5	2.5	5	0
Wilcox, Dave	1	16	16.0	16	0
Hazeltine, Matt	1	6	6.0	6	0
49ERS	13	97	7.5	26	0
OPPONENTS	21	232	11.1	33	3

KICKOFF RETURNS

	No	Yds	Avg	LG	TD
Alexander, Kermit	32	741	23.2	46	0
Lewis, Gary	15	355	23.7	39	0
Johnson, Rudy	4	71	17.8	27	0
Swinford, Wayne	4	61	15.3	22	0
Messer, Dale	1	27	27.0	27	0
Kopay, Dave	1	21	21.0	21	0
Cerne, Joe	1	0	0.0	0	0
Rubke, Karl	1	0	0.0	0	0
49ERS	59	1,276	21.6	46	0
OPPONENTS	59	1,566	26.5	99t	1

PUNT RETURNS

	No	FC	Yds	Avg	LG	TD
Alexander, Kermit	35	7	262	7.5	40	0
Swinford, Wayne	2	11	18	9.0	18	0
Lewis, Gary	1	0	3	3.0	3	0
49ERS	38	18	283	7.5	40	0
OPPONENTS	33	7	408	12.4	85t	1

PUNTING

	No	Yds	Avg	LG	Bik
Davis, Tommy	54	2,471	45.8	65	0
49ERS	54	2,471	45.8	65	0
OPPONENTS	62	2,599	41.9	90	0

PASSING

	Att	Comp	Pct	Yds	LG	TD	Int	QB
Brodie, John	391	242	61.9	3,112	59t	30	16	95.3
Mira, George	58	28	48.3	460	46	4	3	76.8
Crow, John David	4	2	50.0	61	45t	1	1	95.8
Willard, Ken	1	0	0.0	0	0	0	1	0.0
49ERS	454	272	59.9	3,633	59t	35	21	91.8
OPPONENTS	447	225	50.3	3,290	80t	24	13	80.5



1966 (6-6-2)

Jack Christiansen, Coach

T	20	Minnesota (29,312), S-11	20
L	14	at Baltimore (56,715), S-25	36
L	3	at Los Angeles Rams (45,642), S-30	34
W	21	Green Bay (39,290), O-9	20
W	44	at Atlanta (54,788), O-16	7
W	27	Detroit (36,745), O-23	24
L	3	at Minnesota (45,007), O-30	28
W	21	Los Angeles Rams (35,372), N-6	13
T	30	at Chicago (47,079), N-13	30
L	34	Philadelphia (31,993), N-20	35
W	41	at Detroit (53,189), N-24	14
L	7	at G.B. in Milwaukee (48,725), D-4	20
W	41	Chicago (37,170), D-11	14
L	14	Baltimore (40,005), D-18	30
320			325

TEAM STATISTICS

	49ers	Opp
TOTAL FIRST DOWNS	282	238
By Rushing	101	88
By Passing	153	126
By Penalties	28	24
TOTAL YARDS GAINED	4,391	4,179
By Rushing	1,377	1,629
By Passing	3,014	2,550
TOTAL PLAYS FROM SCRIMMAGE	952	868
Rushes	422	414
Average Gain Per Rush	4.2	3.9
FORWARD PASSES ATTEMPTED	500	414
Number Completed	261	206
Per Cent Completed	52.2	49.8
Sacks/Yards Lost	38/352	40/345
Passes Had Intercepted	26	18
Yards Gained Per Pass	6.5	7.0
Yards Gained Per Completion	12.4	14.1
PUNTS	70	76
Total Yardage of Punts	2,854	3,130
Average Length	40.6	41.2
KICKOFF RETURNS	56	59
Total Yards Returned	1,326	1,343
Average Length of Return	23.7	22.8
PENALTIES	86	91
Yards Penalized	819	938
FUMBLES	26	24
Own Fumbles Recovered	14	13
Opponents' Fumbles Recovered	11	12
FIELD GOALS	16	16
Field Goals Attempted	31	31
TOTAL POINTS SCORED	320	325
Touchdowns Scored	39	40
Touchdowns Rushing	12	15
Touchdowns Passing	21	22
Touchdowns Returns	6	3
Extra Points	38	37
Field Goals	16	16
Safeties	0	0

SCORING

	TDs	Ru	Pa	Int	Fu	KO	Pu	PAT	FG	S	Pts
Davis, Tommy	0	0	0	0	0	0	0	38/39	16/31	0	86
Willard, Ken	7	5	2	0	0	0	0	0/0	0/0	0	42
Parks, Dave	5	0	5	0	0	0	0	0/0	0/0	0	30
Crow, John David	4	1	3	0	0	0	0	0/0	0/0	0	24
Brodie, John	3	3	0	0	0	0	0	0/0	0/0	0	18
Kramer, Kent	3	0	3	0	0	0	0	0/0	0/0	0	18
Lewis, Gary	3	2	1	0	0	0	0	0/0	0/0	0	18
Alexander, Kermit	2	0	0	0	1	0	1	0/0	0/0	0	12
Kopay, Dave	2	1	1	0	0	0	0	0/0	0/0	0	12
Stickles, Monty	2	0	2	0	0	0	0	0/0	0/0	0	12
Casey, Bernie	1	0	1	0	0	0	0	0/0	0/0	0	6
Dowdle, Mike	1	0	0	1	0	0	0	0/0	0/0	0	6
Hazeltine, Matt	1	0	0	0	1	0	0	0/0	0/0	0	6
Jackson, Jim	1	0	1	0	0	0	0	0/0	0/0	0	6
Johnson, Jimmy	1	0	0	1	0	0	0	0/0	0/0	0	6
McFarland, Kay	1	0	1	0	0	0	0	0/0	0/0	0	6

Rookie Names in Italics

(continued)

SCORING

	TDs	Ru	Pa	Int	Fu	KO	Pu	PAT	FG	S	Pts
Randolph, Alvin	1	0	0	1	0	0	0	0/0	0/0	0	6
Witcher, Dick	1	0	1	0	0	0	0	0/0	0/0	0	6
49ERS	39	12	21	3	2	0	1	38/39	16/31	0	320
OPPONENTS	40	15	22	1	0	1	1	37/40	16/31	0	325

RUSHING

	Att	Yds	Avg	Lg	TD
Willard, Ken	191	763	4.0	49	5
Crow, John David	121	477	3.9	31	1
Kopay, Dave	47	204	4.3	32	1
Lewis, Gary	36	130	3.6	15	2
Mira, George	10	103	10.3	38	0
Davis, Tommy	3	43	14.3	22	0
Casey, Bernie	1	23	23.0	23	0
Kilmer, Billy	3	23	7.7	13	0
Brodie, John	5	18	3.6	7	3
Jackson, Jim	4	7	1.8	4	0
Parks, Dave	1	-1	-1.0	-1	0
49ERS	422	1,790	4.2	49	12
OPPONENTS	413	1,629	3.9	45	15

RECEIVING

	No	Yds	Avg	LG	TD
Parks, Dave	66	974	14.8	65t	5
Casey, Bernie	50	669	13.4	32	1
Willard, Ken	42	351	8.4	62	2
Crow, John David	30	341	11.4	54	3
Stickles, Monty	27	315	11.7	38	2
McFarland, Kay	13	219	16.9	43	1
Witcher, Dick	10	115	11.5	24	1
Kopay, Dave	10	67	6.7	29t	1
Lewis, Gary	7	44	6.3	18t	1
Kramer, Kent	5	81	16.2	24	3
Jackson, Jim	1	63	63.0	63t	1
49ERS	261	3,239	12.4	65t	21
OPPONENTS	206	2,895	14.1	83t	18

INTERCEPTIONS

	No	Yds	Avg	LG	TD
Alexander, Kermit	4	73	18.3	55	0
Johnson, Jimmy	4	57	14.3	35t	1
Randolph, Alvin	3	138	46.0	94t	1
Kimbrough, Elbert	3	60	20.0	44	0
Donnelly, George	2	16	8.0	16	0
Dowdle, Mike	1	27	27.0	27t	1
Hazeltine, Matt	1	8	8.0	8	0
49ERS	18	379	21.1	94t	3
OPPONENTS	26	334	12.9	50	1

KICKOFF RETURNS

	No	Yds	Avg	LG	TD
Alexander, Kermit	37	984	26.6	56	0
Jackson, Jim	8	162	20.3	28	0
Swinford, Wayne	4	73	18.3	21	0
Lewis, Gary	3	65	21.7	32	0
Kopay, Dave	2	20	10.0	11	0
Phillips, Mel	1	20	20.0	20	0
Hindman, Stan	1	2	2.0	2	0
49ERS	56	1,326	23.7	56	0
OPPONENTS	59	1,343	22.8	81	1

PUNT RETURNS

	No	FC	Yds	Avg	LG	TD
Alexander, Kermit	30	3	198	6.6	44t	1
Swinford, Wayne	8	6	12	1.5	7	0
Kopay, Dave	4	7	28	7.0	10	0
Jackson, Jim	2	0	0	0.0	0	0
Donnelly, George	1	0	0	0.0	0	0
49ERS	45	16	238	5.3	44t	1
OPPONENTS	33	13	368	11.2	79t	1

PUNTING

	No	Yds	Avg	LG	Bk
Davis, Tommy	63	2,609	41.4	60	0
Kilmer, Billy	7	245	35.0	45	0
49ERS	70	2,854	40.8	60	0
OPPONENTS	76	3,130	41.2	66	0

PASSING

	Att	Comp	Pct	Yds	LG	TD	Int	QB
Brodie, John	427	232	54.3	2,810	65t	16	22	65.8
Mira, George	53	22	41.5	284	29	5	2	74.7
Kilmer, Billy	16	5	31.3	84	26	0	1	24.0
Crow, John David	4	2	50.0	61	46	0	1	56.3
49ERS	500	261	52.2	3,239	65t	21	26	64.9
OPPONENTS	414	206	49.8	2,895	83t	18	18	69.0



1967 (7-7)

Jack Christiansen, Coach

W	27	at Minnesota (39,638), S-17	21
W	38	Atlanta (30,207), S-24	7
L	7	at Baltimore (60,238), O-1	41
W	27	at Los Angeles Rams (60,424), O-8	24
W	28	at Philadelphia (60,825), O-15	27
W	27	New Orleans (34,285), O-22	13
L	3	Detroit (37,990), O-29	45
L	7	Los Angeles Rams (53,194), N-5	17
L	28	at Washington (50,326), N-12	31
L	0	at Green Bay (50,861), N-19	13
L	9	Baltimore (44,815), N-26	26
L	14	Chicago (25,613), D-3	28
W	34	at Atlanta (51,798), D-10	28
W	24	Dallas (27,182), D-16	16

273

337

TEAM STATISTICS

	49ers	Opp
TOTAL FIRST DOWNS	242	237
By Rushing	101	92
By Passing	121	128
By Penalties	20	17
TOTAL YARDS GAINED	4,418	4,044
By Rushing	1,764	1,698
By Passing	2,654	2,346
TOTAL PLAYS FROM SCRIMMAGE	929	858
Rushes	434	407
Average Gain Per Rush	4.1	4.1
FORWARD PASSES ATTEMPTED	469	403
Number Completed	228	212
Per Cent Completed	48.6	52.6
Sacks/Yards Lost	26/208	48/409
Passes Had Intercepted	26	16
Yards Gained Per Pass	6.1	5.8
Yards Gained Per Completion	12.6	13.0
PUNTS	73	70
Total Yardage of Punts	2,745	3,063
Average Length	37.6	43.8
KICKOFF RETURNS	56	54
Total Yards Returned	1,326	1,311
Average Length of Return	23.7	24.3
PENALTIES	89	64
Yards Penalized	931	596
FUMBLES	20	24
Own Fumbles Recovered	10	11
Opponents' Fumbles Recovered	13	10
FIELD GOALS	14	17
Field Goals Attempted	33	35
TOTAL POINTS SCORED	273	337
Touchdowns Scored	33	41
Touchdowns Rushing	16	17
Touchdowns Passing	16	19
Touchdowns Returns	1	5
Extra Points	33	40
Field Goals	14	17
Safeties	0	0

SCORING

	TDs	Ru	Pa	Int	Fu	KO	Pu	PAT	FG	S	Pts
Davis, Tommy	0	0	0	0	0	0	0	33/33	14/33	0	75
Lewis, Gary	7	6	1	0	0	0	0	0/0	0/0	0	42
Willard, Ken	6	5	1	0	0	0	0	0/0	0/0	0	36
Crow, John David	5	2	3	0	0	0	0	0/0	0/0	0	30
Randle, Sonny	4	0	4	0	0	0	0	0/0	0/0	0	24
Windsor, Bob	3	0	2	0	1	0	0	0/0	0/0	0	18
Witcher, Dick	3	0	3	0	0	0	0	0/0	0/0	0	18
Cunningham, Doug	2	2	0	0	0	0	0	0/0	0/0	0	12
Parks, Dave	2	0	2	0	0	0	0	0/0	0/0	0	12
Brodie, John	1	1	0	0	0	0	0	0/0	0/0	0	6
49ERS	33	16	16	0	1	0	0	33/33	14/33	0	273
OPPONENTS	41	17	19	3	0	1	1	40/41	17/35	0	337

Rookie Names in Italics

RUSHING

	Att	Yds	Avg	Lg	TD
Willard, Ken	169	510	3.0	20	5
Crow, John David	113	479	4.2	39	2
Lewis, Gary	67	342	5.1	52	6
Cunningham, Doug	43	212	4.9	64t	2
Brodie, John	20	147	7.4	15	1
Mira, George	7	23	3.3	9	0
Kopay, Dave	6	21	3.5	10	0
<i>Spurrier, Steve</i>	5	18	3.6	9	0
Windsor, Bob	1	7	7.0	7	0
Tucker, Bill	3	5	1.7	3	0
49ERS	434	1,764	4.1	64t	16
OPPONENTS	407	1,698	4.1	73	17

RECEIVING

	No	Yds	Avg	LG	TD
Witcher, Dick	46	705	15.3	63t	3
Randle, Sonny	33	502	15.2	58	4
Crow, John David	31	373	12.0	59t	3
Parks, Dave	26	313	12.0	43	2
Willard, Ken	23	242	10.5	25	1
Windsor, Bob	21	254	12.1	55t	2
Lewis, Gary	21	218	10.4	32t	1
Cunningham, Doug	13	121	9.3	29	0
Stickles, Monty	7	86	12.3	19	0
Tucker, Bill	2	22	11.0	12	0
Myers, Chip	2	13	6.5	8	0
Kopay, Dave	2	11	5.5	11	0
Olerich, Dave	1	2	2.0	2	0
49ERS	228	2,862	12.6	63t	16
OPPONENTS	212	2,755	13.0	82t	19

INTERCEPTIONS

	No	Yds	Avg	LG	TD
Alexander, Kermit	5	72	14.4	48	0
Gonsoulin, Austin	3	9	3.0	5	0
Johnson, Jimmy	2	68	34.0	38	0
Wilcox, Dave	2	17	8.5	17	0
Jackson, Jim	1	22	22.0	22	0
Nunley, Frank	1	7	7.0	7	0
Miller, Clark	1	3	3.0	3	0
Phillips, Mel	1	0	0.0	0	0
49ERS	16	198	12.4	48	0
OPPONENTS	26	292	11.2	37	3

KICKOFF RETURNS

	No	Yds	Avg	LG	TD
Cunningham, Doug	31	826	26.7	94	0
Tucker, Bill	9	199	22.1	26	0
Lewis, Gary	9	190	21.1	33	0
Swinford, Wayne	2	51	25.5	32	0
Nunley, Frank	2	0	0.0	0	0
Kopay, Dave	1	21	21.0	21	0
Windsor, Bob	1	21	21.0	21	0
Alexander, Kermit	1	18	18.0	18	0
49ERS	56	1,326	23.7	94	0
OPPONENTS	54	1311	24.3	97t	1

PUNT RETURNS

	No	FC	Yds	Avg	LG	TD
Cunningham, Doug	27	7	249	9.2	57	0
Alexander, Kermit	6	1	64	10.7	31	0
Tucker, Bill	1	0	1	1.0	1	0
Gonsoulin, Austin	1	0	0	0.0	0	0
Lewis, Gary	0	1	0	0.0	0	0
49ERS	35	9	314	9.0	57	0
OPPONENTS	29	18	175	6.0	58t	1

PUNTING

	No	Yds	Avg	LG	Bik
<i>Spurrier, Steve</i>	73	2,745	37.6	61	1
49ERS	73	2,745	37.6	61	1
OPPONENTS	70	3,063	43.8	60	0

PASSING

	Att	Comp	Pct	Yds	LG	TD	Int	QB
Brodie, John	349	168	48.1	2,013	63t	11	16	57.6
Mira, George	65	35	53.8	592	58	5	3	91.3
<i>Spurrier, Steve</i>	50	23	46.0	211	21	0	7	18.4
Crow, John David	5	2	40.0	46	25	0	0	73.8
49ERS	469	228	48.6	2,862	63t	16	26	56.3
OPPONENTS	403	212	52.6	2,755	82t	19	16	73.6



1968 (7-6-1)

Dick Nolan, Coach

L	10	at Baltimore (56,864)/S-15	27
W	35	St. Louis (27,557), S-22	17
W	28	Atlanta (27,477), S-29	13
L	10	at Los Angeles Rams (69,520), O-6	24
L	14	Baltimore (32,822), O-13	42
W	26	at New York Giants (62,958), O-20	10
W	14	at Detroit (53,555), O-27	7
L	21	Cleveland (31,359), N-3	33
L	19	at Chicago (46,978), N-10	27
T	20	Los Angeles Rams (41,815), N-17	20
W	45	at Pittsburgh (21,408), N-24	28
W	27	Green Bay (47,218), D-1	20
L	20	Minnesota (29,049), D-8	30
W	14	at Atlanta (44,977), D-15	12

303

310

TEAM STATISTICS

	49ers	Opp
TOTAL FIRST DOWNS	260	250
By Rushing	98	111
By Passing	141	124
By Penalties	21	15
TOTAL YARDS GAINED	4,709	4,020
By Rushing	1,784	1,706
By Passing	2,925	2,244
TOTAL PLAYS FROM SCRIMMAGE	887	896
Rushes	443	445
Average Gain Per Rush	4.0	4.0
FORWARD PASSES ATTEMPTED	417	416
Number Completed	239	291
Per Cent Completed	57.3	48.4
Sacks/Yards Lost	27/182	35/304
Passes Had Intercepted	23	20
Yards Gained Per Pass	6.5	4.9
Yards Gained Per Completion	13.0	12.7
PUNTS	68	68
Total Yardage of Punts	2,651	2,856
Average Length	39.0	42.0
KICKOFF RETURNS	60	54
Total Yards Returned	1,064	1,163
Average Length of Return	17.7	20.8
PENALTIES	90	71
Yards Penalized	794	656
FUMBLES	26	22
Own Fumbles Recovered	12	11
Opponents' Fumbles Recovered	11	14
FIELD GOALS	11	22
Field Goals Attempted	24	32
TOTAL POINTS SCORED	303	310
Touchdowns Scored	39	35
Touchdowns Rushing	11	12
Touchdowns Passing	24	19
Touchdowns Returns	4	4
Extra Points	36	34
Field Goals	11	22
Safeties	0	0

SCORING

	TDs	Ru	Pa	Int	Fu	KO	Pu	PAT	FG	S	Pts
Davis, Tommy	0	0	0	0	0	0	0	26/26	9/16	0	53
McNeil, Clifton	7	0	7	0	0	0	0	0/0	0/0	0	42
Tucker, Bill	7	3	4	0	0	0	0	0/0	0/0	0	42
Willard, Ken	7	7	0	0	0	0	0	0/0	0/0	0	42
Crow, John David	5	0	5	0	0	0	0	0/0	0/0	0	30
Lewis, Gary	4	1	3	0	0	0	0	0/0	0/0	0	24
Patera, Dennis	0	0	0	0	0	0	0	8/11	2/8	0	14
Windsor, Bob	2	0	2	0	0	0	0	0/0	0/0	0	12
Witcher, Dick	2	0	1	0	1	0	0	0/0	0/0	0	12
Alexander, Kermit	1	0	0	1	0	0	0	0/0	0/0	0	6
Belk, Bill	1	0	0	1	0	0	0	0/0	0/0	0	6
Hindman, Stan	1	0	0	1	0	0	0	0/0	0/0	0	6
McFarland, Kay	1	0	1	0	0	0	0	0/0	0/0	0	6
Randle, Sonny	1	0	1	0	0	0	0	0/0	0/0	0	6
49ERS	39	11	24	3	1	0	0	36/39	11/24	0	303
OPPONENTS*	35	12	19	1	1	1	0	34/35	22/32	0	310

*had one return of a blocked FGA

Rookie Names in Italics

RUSHING	Att	Yds	Avg	LG	TD
Willard, Ken	227	967	4.3	69t	7
Lewis, Gary	141	573	4.1	22	1
Tucker, Bill	30	135	4.5	18	3
Brodie, John	18	71	3.9	15	0
Daniels, Clem	12	37	3.1	11	0
Cunningham, Doug	6	7	1.2	5	0
Mira, George	1	5	5.0	5	0
Crow, John David	4	4	1.0	3	0
Lee, Dwight	2	1	0.5	1	0
McNeil, Clifton	1	-1	-1.0	-1	0
Spurrier, Steve	1	-15	-15.0	-15	0
49ERS	443	1,784	4.0	69t	11
OPPONENTS	447	1,766	4.0	32	15

RECEIVING	No	Yds	Avg	LG	TD
McNeil, Clifton	71	994	14.0	65t	7
Witcher, Dick	39	531	13.6	59t	1
Willard, Ken	36	232	6.4	20	0
Crow, John David	31	531	17.1	54t	5
Lewis, Gary	27	244	9.0	33	3
Tucker, Bill	15	197	13.1	59t	4
Windsor, Bob	8	146	18.3	62	2
McFarland, Kay	5	140	28.0	65	1
Randle, Sonny	3	44	14.7	29t	1
Cunningham, Doug	2	25	12.5	16	0
Daniels, Clem	2	23	11.5	16	0
49ERS	239	3,107	13.0	65t	24
OPPONENTS	201	2,547	12.7	60	19

INTERCEPTIONS	No	Yds	Avg	LG	TD
Alexander, Kermit	9	155	17.2	66t	1
Randolph, Alvin	4	60	15.0	40	0
Beard, Ed	2	93	46.5	69	0
Fuller, Johnny	2	3	1.5	3	0
Hindman, Stan	1	25	25.0	25t	1
Johnson, Jimmy	1	25	25.0	25	0
Belk, Bill	1	6	6.0	6t	1
49ERS	20	367	18.4	69	3
OPPONENTS	23	390	17.0	90	1

KICKOFF RETURNS	No	Yds	Avg	LG	TD
Alexander, Kermit	20	300	15.0	35	0
Cunningham, Doug	14	286	20.4	38	0
Daniels, Clem	10	266	26.6	29	0
Tucker, Bill	5	103	20.6	30	0
Lee, Dwight	2	43	21.5	22	0
Hays, Harold	2	21	10.5	13	0
Nunley, Frank	2	0	0.0	0	0
Fuller, Johnny	1	23	23.0	23	0
Banaszek, Cas	1	15	15.0	15	0
Olerich, Dave	1	4	4.0	4	0
Hart, Tommy	1	3	3.0	3	0
Peoples, Woody	1	0	0.0	0	0
49ERS	60	1,064	17.7	38	0
OPPONENTS	56	1,163	20.8	96t	1

PUNT RETURNS	No	FC	Yds	Avg	LG	TD
Alexander, Kermit	24	13	87	3.6	26	0
Fuller, Johnny	12	8	33	2.8	9	0
49ERS	36	21	120	3.3	26	0
OPPONENTS	31	23	238	7.7	27	0

PUNTING	No	Yds	Avg	LG	Bk
Spurrier, Steve	68	2,651	39.0	54	0
49ERS	68	2,651	39.0	54	0
OPPONENTS	68	2,856	42.0	55	0

PASSING	Att	Comp	Pct	Yds	LG	TD	Int	QB
Brodie, John	404	234	57.9	3,020	65t	22	21	78.0
Mira, George	11	4	36.4	44	43t	1	1	36.2
McNeil, Clifton	2	1	50.0	43	43t	1	1	95.8
49ERS	417	239	57.3	3,107	65t	24	23	77.1
OPPONENTS	415	201	48.4	2,547	60	19	20	63.2



1969 (4-8-2)

Dick Nolan, Coach

L	12	at Atlanta (45,940), S-21	24
L	7	at G.B. in Milwaukee (48,184), S-28	14
T	17	Washington (35,184), O-5	17
L	21	Los Angeles Rams (45,995), O-12	27
L	7	Atlanta (28,684), O-19	21
W	24	at Baltimore (60,238), O-26	21
L	14	Detroit (35,100), N-2	26
L	30	at Los Angeles Rams (73,975), N-9	41
W	20	Baltimore (38,472), N-16	17
L	38	at New Orleans (71,448), N-23	43
T	24	at Dallas (62,348), N-27	24
W	42	Chicago (32,826), D-6	21
L	7	at Minnesota (43,028), D-14	10
W	14	Philadelphia (25,391), D-21	13
277			319

TEAM STATISTICS

	49ers	Opp
TOTAL FIRST DOWNS	235	242
By Rushing	84	91
By Passing	153	128
By Penalties	16	23
TOTAL YARDS GAINED	4,694	4,175
By Rushing	1,536	1,704
By Passing	3,158	2,471
TOTAL PLAYS FROM SCRIMMAGE	914	854
Rushes	391	422
Average Gain Per Rush	3.9	4.0
FORWARD PASSES ATTEMPTED	496	402
Number Completed	278	205
Per Cent Completed	56.0	51.0
Sacks/Yards Lost	27/221	30/255
Passes Had Intercepted	26	20
Yards Gained Per Pass	6.4	5.5
Yards Gained Per Completion	11.4	12.1
PUNTS	71	65
Total Yardage of Punts	2,874	2,629
Average Length	40.5	40.4
KICKOFF RETURNS	47	43
Total Yards Returned	901	1,186
Average Length of Return	19.3	27.6
PENALTIES	85	70
Yards Penalized	845	671
FUMBLES	25	26
Own Fumbles Recovered	13	14
Opponents' Fumbles Recovered	12	12
FIELD GOALS	6	15
Field Goals Attempted	21	36
TOTAL POINTS SCORED	277	319
Touchdowns Scored	37	39
Touchdowns Rushing	13	14
Touchdowns Passing	22	22
Touchdowns Returns	2	3
Extra Points	35	38
Field Goals	6	15
Safeties	0	0

SCORING

	TDs	Ru	Pa	Int	Fu	KO	Pu	PAT	FG	S	Pts
Willard, Ken	10	7	3	0	0	0	0	0/0	0/0	0	60
Thomas, Jimmy	6	1	5	0	0	0	0	0/0	0/0	0	36
Gavric, Momcilo	0	0	0	0	0	0	0	22/24	3/11	0	31
Tucker, Bill	4	2	2	0	0	0	0	0/0	0/0	0	24
Davis, Tommy	0	0	0	0	0	0	0	13/13	3/10	0	22
Cunningham, Doug	3	3	0	0	0	0	0	0/0	0/0	0	18
McNeil, Clifton	3	0	3	0	0	0	0	0/0	0/0	0	18
Washington, Gene	3	0	3	0	0	0	0	0/0	0/0	0	18
Witcher, Dick	3	0	3	0	0	0	0	0/0	0/0	0	18
Windsor, Bob	2	0	2	0	0	0	0	0/0	0/0	0	12
Kwalick, Ted	1	0	1	0	0	0	0	0/0	0/0	0	6
Lakes, Roland	1	0	0	0	1	0	0	0/0	0/0	0	6
Woitt, Johnny	1	0	0	1	0	0	0	0/0	0/0	0	6
Team	0	0	0	0	0	0	0	0/0	0/0	1	2
49ERS	37	13	22	1	1	0	0	35/37	6/21	1	277
OPPONENTS	39	14	22	1	1	1	0	38/39	15/36	1	319

Rookie Names in Italics

RUSHING

	Att	Yds	Avg	LG	TD
Willard, Ken	171	557	3.3	18	7
Cunningham, Doug	147	541	3.7	33	3
Thomas, Jimmy	23	190	8.3	75t	1
Tucker, Bill	20	72	3.6	24t	2
Brodie, John	11	62	5.6	15	0
Spurrier, Steve	5	49	9.8	29	0
Windsor, Bob	5	39	7.8	13	0
Davis, Tommy	2	21	10.5	16	0
Lewis, Gary	4	5	1.3	4	0
Moore, Gene	2	4	2.0	2	0
Washington, Gene	1	-4	-4.0	-4	0
49ERS	391	1,536	3.9	75t	13
OPPONENTS	422	1,704	4.0	41	14

RECEIVING

	No	Yds	Avg	LG	TD
Washington, Gene	51	711	13.9	52	3
Cunningham, Doug	51	484	9.5	58	0
Windsor, Bob	49	597	12.2	32	2
Willard, Ken	36	326	9.1	36	3
Witcher, Dick	33	435	13.2	49	3
Thomas, Jimmy	18	364	20.2	75t	5
McNeil, Clifton	17	255	15.0	80t	3
Tucker, Bill	14	104	7.4	18t	2
Johnson, Leo	4	42	10.5	14	0
Kwalick, Ted	2	32	16.0	31	1
Moore, Gene	2	28	14.0	24	0
Edwards, Earl	1	1	1.0	1	0
49ERS	278	3,379	12.2	80t	22
OPPONENTS	205	2,726	13.3	93	22

INTERCEPTIONS

	No	Yds	Avg	LG	TD
Alexander, Kermit	5	39	7.8	22	0
Johnson, Jimmy	5	18	3.6	18	0
Wilcox, Dave	2	17	8.5	17	0
Taylor, Roosevelt	2	15	7.5	15	0
Randolph, Alvin	2	10	5.0	5	0
Woitt, Johnny	1	57	57.0	57t	1
Fuller, Johnny	1	31	31.0	31	0
Nunley, Frank	1	7	7.0	7	0
Krueger, Charlie	1	0	0.0	0	0
49ERS	20	194	9.7	57t	1
OPPONENTS	26	304	11.7	38	1

KICKOFF RETURNS

	No	Yds	Avg	LG	TD
Smith, Noland	14	315	22.5	60	0
Cunningham, Doug	9	207	23.0	30	0
Fuller, Johnny	8	155	19.4	28	0
Lewis, Gary	5	155	31.0	34	0
Alexander, Kermit	3	47	15.7	24	0
Edwards, Earl	3	3	1.0	3	0
Taylor, Roosevelt	1	16	16.0	16	0
Wilcox, Dave	1	10	10.0	10	0
Kwalick, Ted	1	0	0.0	0	0
Sniadecki, Jim	1	0	0.0	0	0
Tucker, Bill	1	0	0.0	0	0
49ERS	47	908	19.3	60	0
OPPONENTS	43	1,186	27.6	87t	1

PUNT RETURNS

	No	FC	Yds	Avg	LG	TD
Smith, Noland	10	4	46	4.6	18	0
Fuller, Johnny	5	4	12	2.4	7	0
Alexander, Kermit	4	3	-18	-4.5	0	0
Cunningham, Doug	3	11	23	7.7	14	0
49ERS	22	22	63	2.9	18	0
OPPONENTS	39	14	293	7.5	50	0

PUNTING

	No	Yds	Avg	LG	Bik
Kilgore, Jon	36	1,451	40.3	72	0
Davis, Tommy	23	955	41.5	55	0
Spurrier, Steve	12	468	39.0	57	0
49ERS	71	2,874	40.5	72	0
OPPONENTS	65	2,629	40.5	60	0

PASSING

	Att	Comp	Pct	Yds	LG	TD	Int	QB
Brodie, John	347	194	55.9	2,405	80t	16	15	74.9
Spurrier, Steve	146	81	55.5	926	75t	5	11	54.8
Cunningham, Doug	3	3	100.0	48	31	1	0	158.3
49ERS	496	278	56.1	3,379	80t	22	26	70.1
OPPONENTS	402	205	51.0	2,726	93	22	20	70.3



1970 (10-3-1/11-4-1)

NFC West Champions

Dick Nolan, Coach

W	26	Washington (34,984), S-20	17
W	34	Cleveland (37,502), S-27	31
L	20	at Atlanta (58,850), O-4	21
W	20	at Los Angeles Rams (77,272), O-11	6
T	20	New Orleans (39,446), O-18	20
W	19	Denver (39,515), O-25	14
W	26	Green Bay (59,335), N-1	10
W	37	at Chicago (45,607), N-8	16
W	30	at Houston (43,040), N-15	20
L	7	at Detroit (56,232), N-22	28
L	13	Los Angeles Rams (59,602), N-29	30
W	24	Atlanta (41,387), D-6	20
W	38	at New Orleans (61,940), D-13	27
W	38	at Oakland Raiders (54,535), D-20	7
352			267

NFC PLAYOFF - DEC. 27

(at Bloomington, MN - Metropolitan Stadium)

W	17	Minnesota (45,103)	14
---	----	--------------------	----

NFC CHAMPIONSHIP - JAN. 3

(at San Francisco - Kezar Stadium)

L	10	Dallas (59,364)	17
---	----	-----------------	----

TEAM STATISTICS

	49ers	Opp
TOTAL FIRST DOWNS	237	213
By Rushing	86	81
By Passing	125	110
By Penalties	26	22
TOTAL NET YARDS	4,503	3,972
Net Yards Rushing	1,580	1,799
Net Yards Passing	2,923	2,173
TOTAL PLAYS FROM SCRIMMAGE	862	839
Rushes	471	425
Average Gain Per Rush	3.4	4.2
FORWARD PASSES ATTEMPTED	383	384
Number Completed	226	185
Per Cent Completed	59.0	48.2
Quarterback Sacks	8	30
Yards Lost	67	261
Passes Had Intercepted	10	22
Yards Gained Per Pass	7.5	5.3
Yards Gained Per Completion	13.2	13.2
PUNTS	75	82
Total Yardage of Punts	2,877	3,309
Average Length	38.4	40.4
KICKOFF RETURNS	49	58
Total Yards Returned	967	1,362
Average Length of Return	19.7	23.5
PENALTIES	88	87
Yards Penalized	997	965
FUMBLES	24	35
Own Fumbles Recovered	9	15
Opponents' Fumbles Recovered	20	15
FIELD GOALS	21	15
Field Goals Attempted	31	24
TOTAL POINTS SCORED	352	267
Touchdowns Scored	41	32
Touchdowns Rushing	13	12
Touchdowns Passing	25	19
Touchdowns Returns	3	1
Extra Points	39	30
Field Goals	21	15
Safeties	1	0

SCORING	TDs	Ru	Pa	Int	Fu	KO	Pu	PAT	FG	S	Pts
Gossett, Bruce	0	0	0	0	0	0	0	39/41	21/31	0	102
Washington, Gene	12	0	12	0	0	0	0	0/0	0/0	0	72
Willard, Ken	10	7	3	0	0	0	0	0/0	0/0	0	60
Cunningham, Doug	3	3	0	0	0	0	0	0/0	0/0	0	18
Thomas, Jimmy	3	0	3	0	0	0	0	0/0	0/0	0	18
Brodie, John	2	2	0	0	0	0	0	0/0	0/0	0	12
Tucker, Bill	2	1	1	0	0	0	0	0/0	0/0	0	12

Rookie Names in Italics

(continued)

SCORING	TDs	Ru	Pa	Int	Fu	KO	Pu	PAT	FG	S	Pts
Windsor, Bob	2	0	2	0	0	0	0	0/0	0/0	0	12
Witcher, Dick	2	0	2	0	0	0	0	0/0	0/0	0	12
Johnson, Jimmy	1	0	0	1	0	0	0	0/0	0/0	1	8
Isenbarger, John	1	0	1	0	0	0	0	0/0	0/0	0	6
Kwalick, Ted	1	0	1	0	0	0	0	0/0	0/0	0	6
Phillips, Mel	1	0	0	1	0	0	0	0/0	0/0	0	6
Taylor, Bruce*	1	0	0	0	0	0	0	0/0	0/0	0	6
Randolph, Alvin	0	0	0	0	0	0	0	0/0	0/0	1	2
49ERS	41	13	25	2	0	0	0	39/41	21/31	2	352
OPPONENTS	32	12	19	0	1	0	0	30/32	15/24	0	267

* had one ret. of blkd FGA

RUSHING	Att	Yds	Avg	LG	TD
Willard, Ken	236	789	3.3	20	7
Cunningham, Doug	128	443	3.5	25	3
Tucker, Bill	42	137	3.3	11	1
Thomas, Jimmy	31	89	2.9	14	0
Kwalick, Ted	3	65	21.7	45	0
Isenbarger, John	18	43	2.4	27	0
Brodie, John	9	29	3.2	12t	2
Strong, Jim	2	3	1.5	3	0
Spurrier, Steve	2	-18	-9.0	-5	0
49ERS	471	1,580	3.4	45	13
OPPONENTS	425	1,799	4.2	80t	12

RECEIVING	No	Yds	Avg	LG	TD
Washington, Gene	53	1,100	20.8	79t	12
Cunningham, Doug	35	209	6.0	29	0
Windsor, Bob	31	363	11.7	35	2
Willard, Ken	31	259	8.4	32	3
Witcher, Dick	22	288	13.1	28	2
Tucker, Bill	17	108	6.4	28t	1
Thomas, Jimmy	12	221	18.4	61t	3
Kwalick, Ted	10	148	14.8	26t	1
Isenbarger, John	8	158	19.8	61t	1
Riley, Preston	7	136	19.4	68	0
49ERS	226	2,990	13.2	79t	25
OPPONENTS	185	2,434	13.2	69	19

INTERCEPTIONS	No	Yds	Avg	LG	TD
Taylor, Bruce	3	70	23.3	70	0
Phillips, Mel	3	49	16.3	35t	1
Nunley, Frank	3	42	14.0	24	0
Taylor, Roosevelt	3	27	9.0	19	0
Vanderbundt, Skip	3	18	6.0	18	0
Wilcox, Dave	2	46	23.0	35	0
Johnson, Jimmy	2	36	18.0	36t	1
Fuller, Johnny	1	20	20.0	20	0
Hart, Tommy	1	0	0.0	0	0
Randolph, Alvin	1	0	0.0	0	0
49ERS	22	308	14.0	70	2
OPPONENTS	10	95	9.5	29	0

KICKOFF RETURNS	No	Yds	Avg	LG	TD
Tucker, Bill	25	577	23.1	43	0
Taylor, Bruce	12	190	15.8	25	0
Thomas, Jimmy	6	177	29.5	55	0
Beard, Ed	2	8	4.0	8	0
Fuller, Johnny	1	8	8.0	8	0
Belk, Bill	1	7	7.0	7	0
Riley, Preston	1	0	0.0	0	0
Windsor, Bob	1	0	0.0	0	0
49ERS	49	967	19.7	43	0
OPPONENTS	58	1,362	23.5	62	0

PUNT RETURNS	No	FC	Yds	Avg	LG	TD
Taylor, Bruce	43	10	516	12.0	76	0
Fuller, Johnny	4	2	29	7.3	12	0
Riley, Preston	1	0	5	5.0	5	0
49ERS	48	12	550	11.5	76	0
OPPONENTS	38	21	180	4.7	16	0
PUNTING	No	Yds	Avg	LG	Blk	
Spurrier, Steve	75	2,877	38.4	58	0	
49ERS	75	2,877	38.4	58	0	
OPPONENTS	82	3,309	40.4	57	1	

PASSING	Att	Comp	Pct	Yds	LG	TD	Int	QB
Brodie, John	378	223	59.0	2,941	79t	24	10	93.8
Spurrier, Steve	4	3	75.0	49	26	1	0	155.2
Isenbarger, John	1	0	0.0	0	0	0	0	39.6
49ERS	383	226	59.0	2,990	79t	25	10	94.7
OPPONENTS	384	185	48.2	2,434	69	19	22	61.3



1971 (9-5/10-6)

NFC West Champions

Dick Nolan, Coach

L	17	at Atlanta (56,990), S-19	20
W	38	at New Orleans (81,595), S-26	20
W	31	at Philadelphia (65,358), O-3	3
L	13	Los Angeles Rams (44,000), O-10 +	20
W	13	Chicago (44,133), O-17	0
W	26	at St. Louis (50,419), O-24	14
W	27	New England (45,092), O-31	10
W	13	at Minnesota (49,784), N-7	9
L	20	New Orleans (45,138), N-14	26
L	6	at Los Angeles Rams (80,050), N-21	17
W	24	at New York Jets (62,936), N-28	21
L	17	Kansas City (45,306), MON/D-6	26
W	24	Atlanta (44,584), D-12	3
W	31	Detroit (45,580), D-19	27

300 216

NFC PLAYOFF - DEC. 26

(at San Francisco - Candlestick Park)

W	24	Washington (45,327)	20
---	----	---------------------	----

NFC CHAMPIONSHIP - JAN. 2

(at Irving - Texas Stadium)

L	3	Dallas (63,409)	14
---	---	-----------------	----

+ -First 49ers' regular season game at Candlestick Park.

TEAM STATISTICS		49ers	Opp
TOTAL FIRST DOWNS		257	199
By Rushing		113	80
By Passing		122	96
By Penalties		22	23
TOTAL NET YARDS		4,706	3,679
Net Yards Rushing		2,129	1,668
Net Yards Passing		2,577	2,011
TOTAL PLAYS FROM SCRIMMAGE		900	787
Rushes		498	408
Average Gain Per Rush		4.3	4.1
FORWARD PASSES ATTEMPTED		391	341
Number Completed		209	152
Per Cent Completed		53.5	44.6
Quarterback Sacks		11	38
Yards Lost		111	298
Passes Had Intercepted		11	14
Yards Gained Per Pass		6.4	5.3
Yards Gained Per Completion		12.9	15.2
PUNTS		51	73
Total Yardage of Punts		1,974	2,898
Average Length		38.7	39.7
KICKOFF RETURNS		85	61
Total Yards Returned		1,653	1,467
Average Length of Return		19.5	24.1
PENALTIES		88	75
Yards Penalized		961	610
FUMBLES		33	31
Own Fumbles Recovered		15	15
Opponents' Fumbles Recovered		15	18
FIELD GOALS		23	19
Field Goals Attempted		36	33
TOTAL POINTS SCORED		300	216
Touchdowns Scored		33	23
Touchdowns Rushing		12	4
Touchdowns Passing		18	17
Touchdowns Returns		3	2
Extra Points		33	21
Field Goals		23	19
Safeties		0	0

SCORING	TDs	Ru	Pa	Int	Fu	KO	Pu	PAT	FG	S	Pts
Gossett, Bruce	0	0	0	0	0	0	0	32/32	23/36		101
Washington, Vic	7	3	4	0	0	0	0	0/0	0/0		42
Kwalick, Ted	5	0	5	0	0	0	0	0/0	0/0		30
Willard, Ken	5	4	1	0	0	0	0	0/0	0/0		30
Washington, Gene	4	0	4	0	0	0	0	0/0	0/0		24
Brodie, John	3	3	0	0	0	0	0	0/0	0/0		18

Rookie Names in Italics

(continued)

SCORING	TDs	Ru	Pa	Int	Fu	KO	Pu	PAT	FG	S	Pts
Witcher, Dick	3	0	3	0	0	0	0	0/0	0/0	0	18
Schreiber, Larry	1	0	1	0	0	0	0	1/1	0/0	0	7
Blue, Forrest	1	0	0	0	1	0	0	0/0	0/0	0	6
Cunningham, Doug	1	1	0	0	0	0	0	0/0	0/0	0	6
Hart, Tommy	1	0	0	0	1	0	0	0/0	0/0	0	6
Taylor, Bruce*	1	0	0	0	0	0	0	0/0	0/0	0	6
Thomas, Jimmy	1	1	0	0	0	0	0	0/0	0/0	0	6
49ERS	33	12	18	0	2	0	0	33/33	23/36	0	300
OPPONENTS	23	4	17	1	1	0	0	21/23	19/33	0	216

* had one ret. of blkd FGA

RUSHING	Att	Yds	Avg	LG	TD
Willard, Ken	216	855	4.0	49	4
Washington, Vic	191	811	4.3	42	3
Schreiber, Larry	34	180	5.3	23	0
Cunningham, Doug	25	98	3.9	14	1
Kwalick, Ted	6	62	10.3	28	0
Brodie, John	14	45	3.2	12	3
Thomas, Jimmy	3	36	12.0	25t	1
Isenbarger, John	5	34	6.8	22	0
Windsor, Bob	1	21	21.0	21	0
Spurrier, Steve	1	2	2.0	2	0
McCann, Jim	2	-15	-7.5	-6	0
49ERS	498	2,129	4.3	49	12
OPPONENTS	408	1,668	4.1	64t	4

RECEIVING	No	Yds	Avg	LG	TD
Kwalick, Ted	52	664	12.8	42t	5
Washington, Gene	46	884	19.2	71t	4
Washington, Vic	36	317	8.8	40	4
Willard, Ken	27	202	7.5	33	1
Cunningham, Doug	19	188	9.9	28	0
Witcher, Dick	18	250	13.9	50t	3
Schreiber, Larry	3	79	26.3	46	1
Riley, Preston	3	39	13.0	24	0
Thomas, Jimmy	3	33	11.0	14	0
Windsor, Bob	2	32	16.0	30	0
49ERS	209	2,688	12.9	71t	18
OPPONENTS	152	2,309	15.2	61t	17

INTERCEPTIONS	No	Yds	Avg	LG	TD
Taylor, Bruce	3	68	22.7	49	0
Johnson, Jimmy	3	16	5.3	10	0
Taylor, Roosevelt	3	13	4.3	13	0
Fuller, Johnny	2	57	28.5	57	0
Simpson, Mike	1	15	15.0	15	0
Vanderbundt, Skip	1	10	10.0	10	0
Nunley, Frank	1	7	7.0	7	0
49ERS	14	186	13.3	57	0
OPPONENTS	24	385	16.0	39	1

KICKOFF RETURNS	No	Yds	Avg	LG	TD
Washington, Vic	33	858	26.0	74	0
Cunningham, Doug	6	121	20.2	27	0
Windsor, Bob	4	66	16.5	25	0
Kwalick, Ted	2	9	4.5	5	0
Beard, Ed	1	21	21.0	21	0
49ERS	85	1,653	19.5	74	1
OPPONENTS	61	1,467	24.1	65	0

PUNT RETURNS	No	FC	Yds	Avg	LG	TD
Taylor, Bruce	34	10	235	6.9	38	0
Fuller, Johnny	3	2	31	10.3	13	0
Riley, Preston	1	0	2	2.0	2	0
Vanderbundt, Skip	1	0	0	0.0	0	0
49ERS	39	12	268	6.9	38	0
OPPONENTS	19	17	44	2.3	10	0

PUNTING	No	Yds	Avg	LG	Bik
McCann, Jim	49	1,897	38.7	54	1
Spurrier, Steve	2	77	38.5	40	0
49ERS	51	1,974	38.7	54	1
OPPONENTS	73	2,898	39.7	60	0

PASSING	Att	Comp	Pct	Yds	LG	TD	Int	QB
Brodie, John	387	208	53.7	2,642	71t	18	24	65.0
Spurrier, Steve	4	1	25.0	46	46	0	0	75.0
49ERS	391	209	53.5	2,688	71t	18	24	65.0
OPPONENTS	341	152	44.6	2,309	61t	17	14	67.0



1972 (8-5-1/8-6-1)

NFC West Champions

Dick Nolan, Coach

W	34	San Diego (56,906), S-17	3
L	20	at Buffalo (45,825), S-24	27
W	37	at New Orleans (69,840), O-1	2
L	7	at Los Angeles Rams (77,382), O-8	31
L	17	New York Giants (53,284), O-15	23
T	20	New Orleans (53,571), O-22	20
W	49	at Atlanta (58,850), O-29	14
L	24	at G.B. in Milwaukee (47,897), N-5	34
W	24	Baltimore (57,225), N-12	21
W	34	at Chicago (65,201), N-19	21
W	31	—at Dallas (65,214)—THU (Thanksgiving Day), N-23	10
L	16	Los Angeles Rams (60,175), MON/D-4	26
W	20	Atlanta (57,523), D-10	0
W	20	Minnesota (58,502), D-16	17

353

249

NFC PLAYOFF - DEC. 23

(at San Francisco — Candlestick Park)

L	28	Dallas (59,746)	30
---	----	-----------------	----

TEAM STATISTICS

	49ers	Opp
TOTAL FIRST DOWNS	234	221
By Rushing	87	96
By Passing	129	105
By Penalties	18	20
TOTAL NET YARDS	4,351	4,026
Net Yards Rushing	1,616	1,847
Net Yards Passing	2,735	2,179
TOTAL PLAYS FROM SCRIMMAGE	847	858
Rushes	445	446
Average Gain Per Rush	3.6	4.1
FORWARD PASSES ATTEMPTED	380	366
Number Completed	217	169
Per Cent Completed	57.1	46.2
Quarterback Sacks	22	46
Yards Lost	153	403
Passes Had Intercepted	24	19
Avg. Net Passing per Game	195.4	155.6
PUNTS	64	72
Total Yardage of Punts	2,542	3,123
Average Length	39.7	43.4
KICKOFF RETURNS	44	66
Total Yards Returned	1,041	1,530
Average Length of Return	23.7	23.2
PENALTIES	73	81
Yards Penalized	664	677
FUMBLES	30	40
Own Fumbles Recovered	17	23
Opponents' Fumbles Recovered	17	13
FIELD GOALS	18	17
Field Goals Attempted	29	29
TOTAL POINTS SCORED	353	249
Touchdowns Scored	43	28
Touchdowns Rushing	11	12
Touchdowns Passing	27	14
Touchdowns Returns	5	2
Extra Points	41	28
Field Goals	18	17
Safeties	0	1

SCORING

	TDs	Ru	Pa	Int	Fu	KO	Pu	PAT	FG	S	Pts
Gossett, Bruce	0	0	0	0	0	0	0	41/42	18/29	0	95
Washington, Gene	12	0	12	0	0	0	0	0/0	0/0	0	72
Kwalick, Ted	9	0	9	0	0	0	0	0/0	0/0	0	54
Washington, Vic	5	3	1	0	0	1	0	0/0	0/0	0	30
Willard, Ken	5	4	1	0	0	0	0	0/0	0/0	0	30
Schreiber, Larry	3	2	1	0	0	0	0	0/0	0/0	0	18
Vanderbundt, Skip	3	0	0	2	1	0	0	0/0	0/0	0	18
Brodie, John	1	1	0	0	0	0	0	0/0	0/0	0	6
Isenbarger, John	1	0	1	0	0	0	0	0/0	0/0	0	6
Riley, Preston	1	0	1	0	0	0	0	0/0	0/0	0	6

Rookie Names in Italics

(continued)

SCORING

	TDs	Ru	Pa	Int	Fu	KO	Pu	PAT	FG	S	Pts
Simpson, Mike	1	0	0	1	0	0	0	0/0	0/0	0	6
Thomas, Jimmy	1	1	0	0	0	0	0	0/0	0/0	0	6
Witcher, Dick	1	0	1	0	0	0	0	0/0	0/0	0	6
49ERS	43	11	27	3	1	1	0	41/42	18/29	0	353
OPPONENTS	28	12	14	1	1	0	0	28/28	17/29	1	249

RUSHING

	Att	Yds	Avg	LG	TD
Washington, Vic	141	468	3.3	33	3
Schreiber, Larry	118	420	3.6	20	2
Willard, Ken	100	345	3.5	23	4
Thomas, Jimmy	52	250	4.8	22	1
Spurrier, Steve	11	51	4.6	15	0
Cunningham, Doug	8	32	4.0	12	0
Reed, Joe	4	22	5.5	22	0
Kwalick, Ted	5	11	2.2	10	0
Isenbarger, John	3	9	3.0	7	0
Brodie, John	3	8	2.7	4	1
49ERS	445	1,616	3.6	33	11
OPPONENTS	446	1,847	4.1	68	12

RECEIVING

	No	Yds	Avg	LG	TD
Washington, Gene	46	918	20.0	62t	12
Washington, Vic	43	393	9.1	33	1
Kwalick, Ted	40	751	18.8	81t	9
Schreiber, Larry	31	283	9.1	64t	1
Willard, Ken	24	131	5.5	15	1
Thomas, Jimmy	15	148	9.9	29	0
Riley, Preston	11	156	14.2	28t	1
Isenbarger, John	3	66	22.0	33	1
Witcher, Dick	3	22	7.3	17	1
Beasley, Terry	1	20	20.0	20	0
49ERS	217	2,888	13.3	81t	27
OPPONENTS	169	2,582	15.3	85t	14

INTERCEPTIONS

	No	Yds	Avg	LG	TD
Johnson, Jimmy	4	18	4.5	15	0
Wilcox, Dave	3	12	4.0	9	0
Vanderbundt, Skip	2	58	29.0	37t	2
Simpson, Mike	2	32	16.0	32t	1
Taylor, Bruce	2	4	2.0	2	0
Nunley, Frank	1	12	12.0	12	0
Beard, Ed	1	10	10.0	10	0
Fuller, Johnny	1	0	0.0	0	0
Hall, Windlan	1	0	0.0	0	0
Hart, Tommy	1	0	0.0	0	0
Phillips, Mel	1	0	0.0	0	0
49ERS	19	146	7.7	37t	3
OPPONENTS	24	240	10.0	35t	1

KICKOFF RETURNS

	No	Yds	Avg	LG	TD
Washington, Vic	27	771	28.6	98t	1
McGill, Ralph	10	192	19.2	30	0
Schreiber, Larry	2	41	20.5	25	0
Hoskins, Bob	2	17	8.5	17	0
Beard, Ed	2	-1	-0.5	1	0
Nunley, Frank	1	21	21.0	21	0
49ERS	44	1,041	23.7	98t	1
OPPONENTS	66	1,530	23.2	75	0

PUNT RETURNS

	No	FC	Yds	Avg	LG	TD
McGill, Ralph	22	0	219	10.0	33	0
Taylor, Bruce	21	8	145	6.9	41	0
Fuller, Johnny	1	1	9	9.0	9	0
49ERS	44	9	373	8.5	41	0
OPPONENTS	20	29	70	3.5	34	0

PUNTING

	No	Yds	Avg	LG	Blk
McCann, Jim	64	2,542	39.7	63	1
49ERS	64	2,542	39.7	63	1
OPPONENTS	72	3,123	43.4	65	0

PASSING

	Att	Comp	Pct	Yds	LG	TD	Int	QB
Spurrier, Steve	269	147	54.7	1,983	81t	18	16	75.9
Brodie, John	110	70	63.6	905	53	9	8	86.4
Isenbarger, John	1	0	0.0	0	0	0	0	39.6
49ERS	380	217	57.1	2,888	81t	27	24	78.7
OPPONENTS	366	169	46.2	2,582	85t	14	19	61.1



1973 (5-9)

Dick Nolan, Coach

L	13	at Miami (68,275), S-16	21
W	36	at Denver (50,966), S-23	34
L	20	Los Angeles Rams (57,487), S-30	40
W	13	at Atlanta (58,850), O-7	9
L	13	Minnesota (56,438), O-14	17
W	40	New Orleans (52,881), O-21	0
L	3	Atlanta (56,825), O-28	17
L	20	at Detroit (49,531), N-4	30
L	9	at Washington (54,381), N-11	33
L	13	at Los Angeles Rams (78,358), N-18	31
W	20	Green Bay (49,244), MON /N-26	6
W	38	Philadelphia (51,155), D-2	28
L	10	at New Orleans (62,490), D-9	16
L	14	Pittsburgh (52,752), D-15	37
262			319

TEAM STATISTICS

	49ers	Opp
TOTAL FIRST DOWNS	251	242
By Rushing	97	112
By Passing	127	115
By Penalties	27	15
TOTAL NET YARDS	4,224	4,329
Net Yards Rushing	1,743	1,963
Net Yards Passing	2,481	2,366
TOTAL PLAYS FROM SCRIMMAGE	915	928
Rushes	422	513
Average Gain Per Rush	4.1	3.8
FORWARD PASSES ATTEMPTED	466	383
Number Completed	233	194
Per Cent Completed	50.0	50.7
Quarterback Sacks	27	32
Yards Lost	164	225
Passes Had Intercepted	25	17
Avg. Net Passing per Game	177.2	169.0
PUNTS	79	72
Total Yardage of Punts	3,455	2,977
Average Length	43.7	41.4
KICKOFF RETURNS	63	52
Total Yards Returned	1,301	1,151
Average Length of Return	20.7	22.1
PENALTIES	93	77
Yards Penalized	903	754
FUMBLES	32	23
Own Fumbles Recovered	18	8
Opponents' Fumbles Recovered	15	14
FIELD GOALS	26	31
Field Goals Attempted	33	45
TOTAL POINTS SCORED	262	319
Touchdowns Scored	26	32
Touchdowns Rushing	15	11
Touchdowns Passing	9	19
Touchdowns Returns	2	2
Extra Points	26	32
Field Goals	26	31
Safeties	1	1

SCORING

	TDs	Ru	Pa	Int	Fu	KO	Pu	PAT	FG	S	Pts
Gossett, Bruce	0	0	0	0	0	0	0	26/26	26/33	0	104
Washington, Vic	8	8	0	0	0	0	0	0/0	0/0	0	48
Kwalick, Ted	5	0	5	0	0	0	0	0/0	0/0	0	30
Hall, Windlan	2	0	0	0	1	0	1*	0/0	0/0	0	12
Spurrier, Steve	2	2	0	0	0	0	0	0/0	0/0	0	12
Washington, Gene	2	0	2	0	0	0	0	0/0	0/0	0	12
Willard, Ken	2	1	1	0	0	0	0	0/0	0/0	0	12
Abramowicz, Dan	1	0	1	0	0	0	0	0/0	0/0	0	6
Atkins, David	1	1	0	0	0	0	0	0/0	0/0	0	6
Brodie, John	1	1	0	0	0	0	0	0/0	0/0	0	6
Cunningham, Doug	1	1	0	0	0	0	0	0/0	0/0	0	6
Thomas, Jimmy	1	1	0	0	0	0	0	0/0	0/0	0	6
Hardman, Cedrick	0	0	0	0	0	0	0	0/0	0/0	1	2
49ERS	26	15	9	0	1	0	0	26/26	26/33	1	262
OPPONENTS	32	11	19	1	0	1	0	32/32	31/45	1	319

*recovered blocked punt

Rookie Names in Italics

RUSHING

	Att	Yds	Avg	LG	TD
Washington, Vic	151	534	3.5	25	8
Willard, Ken	83	366	4.4	33	1
Thomas, Jimmy	56	259	4.6	16	1
Cunningham, Doug	44	165	3.8	12	1
Schreiber, Larry	42	163	3.9	13	0
Reed, Joe	15	85	7.0	20	0
Wittum, Tom	1	63	63.0	63	0
Kwalick, Ted	5	37	7.4	20	0
Spurrier, Steve	9	32	3.6	12	2
Atkins, Dave	4	19	4.8	8	1
Brodie, John	5	16	3.2	14	1
Jackson, Randy	6	10	1.7	5	0
Isenbarger, John	1	-6	-6.0	-6	0
49ERS	422	1,743	4.1	63	15
OPPONENTS	513	1,963	3.8	37	11

RECEIVING

	No	Yds	Avg	LG	TD
Kwalick, Ted	47	729	15.5	48	5
Washington, Gene	37	606	16.4	58	2
Abramowicz, Dan	35	442	12.6	54	1
Washington, Vic	33	238	7.2	20	0
Willard, Ken	22	160	7.3	26	1
Thomas, Jimmy	19	157	8.3	66	0
Cunningham, Doug	15	118	7.9	23	0
Schreiber, Larry	12	98	8.2	31	0
Isenbarger, John	10	67	6.7	18	0
Jackson, Randy	1	20	20.0	20	0
Witcher, Dick	1	13	13.0	13	0
Atkins, Dave	1	-3	-3.0	-3	0
49ERS	233	2,645	11.4	66	9
OPPONENTS	194	2,591	13.4	57t	19

INTERCEPTIONS

	No	Yds	Avg	LG	TD
Taylor, Bruce	6	30	5.0	22	0
Johnson, Jimmy	4	46	11.5	30	0
Wilcox, Dave	2	14	7.0	10	0
Nunley, Frank	1	13	13.0	13	0
Phillips, Mel	1	13	13.0	13	0
Sniadecki, Jim	1	11	11.0	11	0
Vanderbundt, Skip	1	7	7.0	7	0
Hall, Windlan	1	0	0.0	0	0
49ERS	17	134	7.9	30	0
OPPONENTS	25	379	15.2	71t	1

KICKOFF RETURNS

	No	Yds	Avg	LG	TD
Washington, Vic	24	549	22.9	38	0
McGill, Ralph	17	374	22.0	43	0
Cunningham, Doug	8	173	21.6	35	0
Thomas, Jimmy	5	81	16.2	23	0
Atkins, Dave	3	93	31.0	54	0
Olerich, Dave	2	17	8.5	12	0
Hall, Windlan	1	14	14.0	14	0
Simpson, Mike	1	0	0.0	0	0
Sniadecki, Jim	1	0	0.0	0	0
Willard, Ken	1	0	0.0	0	0
49ERS	63	1,301	20.7	54	0
OPPONENTS	52	1,151	22.1	93t	1

PUNT RETURNS

	No	FC	Yds	Avg	LG	TD
Taylor, Bruce	15	6	207	13.8	61	0
McGill, Ralph	22	1	186	8.5	54	0
Simpson, Mike	0	4	0	0.0	0	0
49ERS	37	11	393	10.6	61	0
OPPONENTS	46	7	367	8.0	43	0

PUNTING

	No	Yds	Avg	LG	Bik
Wittum, Tom	79	3,455	43.7	62	0
49ERS	79	3,455	43.7	62	0
OPPONENTS	72	2,977	41.4	66	1

PASSING

	Att	Comp	Pct	Yds	LG	TD	Int	QB
Spurrier, Steve	157	83	52.9	882	58	4	7	59.5
Brodie, John	194	98	50.5	1,126	66	3	12	47.7
Reed, Joe	114	51	44.7	589	38	2	6	43.0
Isenbarger, John	1	1	100.0	48	48	0	0	118.8
49ERS	466	233	50.0	2,645	66	9	25	51.5
OPPONENTS	383	194	50.7	2,591	57t	19	17	70.5



1974 (6-8)

Dick Nolan, Coach

W	17	at New Orleans (65,071), S-15	13
W	16	at Atlanta (47,686), S-22	10
L	3	Cincinnati (49,895), S-29	21
L	9	St. Louis (47,675), O-6	34
L	13	at Detroit (45,199), MON/O-14	17
L	14	at Los Angeles Rams (74,070), O-20	37
L	24	Oakland Raiders (58,524), O-27	35
L	13	Los Angeles Rams (57,526), MON/N-4	15
L	14	at Dallas (50,018), N-10	20
W	34	at Chicago (42,731), N-17	0
W	27	Atlanta (45,435), N-24	0
L	0	at Cleveland (24,559), D-1	7
W	7	Green Bay (45,475), D-8	6
W	35	New Orleans (40,418), D-15	21
226			236

TEAM STATISTICS

	49ers	Opp
TOTAL FIRST DOWNS	227	232
By Rushing	101	113
By Passing	104	101
By Penalties	22	18
TOTAL NET YARDS	3,988	3,964
Net Yards Rushing	1,981	2,033
Net Yards Passing	2,007	1,931
TOTAL PLAYS FROM SCRIMMAGE	873	870
Rushes	477	503
Average Gain Per Rush	4.2	4.0
FORWARD PASSES ATTEMPTED	361	339
Number Completed	170	178
Per Cent Completed	47.1	52.5
Quarterback Sacks	34	28
Yards Lost	267	247
Passes Had Intercepted	28	20
Avg. Net Passing per Game	143.4	137.9
PUNTS	70	74
Total Yardage of Punts	2,856	2,922
Average Length	40.8	39.5
KICKOFF RETURNS	51	51
Total Yards Returned	1,144	1,099
Average Length of Return	22.4	21.6
PENALTIES	63	85
Yards Penalized	606	830
FUMBLES	31	38
Own Fumbles Recovered	17	18
Opponents' Fumbles Recovered	20	14
FIELD GOALS	11	12
Field Goals Attempted	24	19
TOTAL POINTS SCORED	226	236
Touchdowns Scored	28	29
Touchdowns Rushing	10	13
Touchdowns Passing	15	14
Touchdowns Returns	3	2
Extra Points	25	26
Field Goals	11	12
Safeties	0	0

SCORING

	TDs	Ru	Pa	Int	Fu	KO	Pu	PAT	FG	S	Pts
Gossett, Bruce	0	0	0	0	0	0	0	25/27	11/24	0	58
Washington, Gene	6	0	6	0	0	0	0	0/0	0/0	0	36
Schreiber, Larry	4	3	1	0	0	0	0	0/0	0/0	0	24
Beasley, Terry	3	0	3	0	0	0	0	0/0	0/0	0	18
Williams, Delvin	3	3	0	0	0	0	0	0/0	0/0	0	18
Jackson, Wilbur	2	0	2	0	0	0	0	0/0	0/0	0	12
Johnson, Sammy	2	2	0	0	0	0	0	0/0	0/0	0	12
Kwalick, Ted	2	0	2	0	0	0	0	0/0	0/0	0	12
Moore, Manfred	2	1	0	0	0	0	1	0/0	0/0	0	12
Abramowicz, Dan	1	0	1	0	0	0	0	0/0	0/0	0	6
Belk, Bill	1	0	0	0	1	0	0	0/0	0/0	0	6
Owen, Tom	1	1	0	0	0	0	0	0/0	0/0	0	6
Wilcox, Dave	1	0	0	1	0	0	0	0/0	0/0	0	6
49ERS	28	10	15	1	1	0	1	25/27	11/24	0	226
OPPONENTS	29	13	14	1	1	0	0	26/29	12/19	0	236

Rookie Names in Italics

RUSHING

	Att	Yds	Avg	LG	TD
Jackson, Wilbur	174	705	4.1	64	0
Schreiber, Larry	174	634	3.6	21	3
Johnson, Sammy	44	237	5.4	32	2
Williams, Delvin	36	201	5.6	71t	3
Reed, Joe	16	107	6.7	27	0
Owen, Tom	16	36	2.3	7	1
Snead, Norm	1	25	25.0	25	0
Moore, Manfred	10	24	2.4	8	1
Wittum, Tom	1	13	13.0	13	0
Washington, Gene	2	4	2.0	7	0
Morrison, Dennis	1	0	0.0	0	0
Mitchell, Tom	1	-2	-2.0	-2	0
Beasley, Terry	1	-3	-3.0	-3	0
49ERS	477	1,981	4.2	71t	10
OPPONENTS	503	2,033	4.0	33	13

RECEIVING

	No	Yds	Avg	LG	TD
Schreiber, Larry	30	217	7.2	16	1
Washington, Gene	29	615	21.2	58t	6
Abramowicz, Dan	25	369	14.8	30	1
Jackson, Wilbur	23	190	8.3	31	2
Mitchell, Tom	19	262	13.8	25	0
Beasley, Terry	17	253	14.9	68t	3
Kwalick, Ted	13	231	17.8	36	2
Johnson, Sammy	11	106	9.6	23	0
Moore, Manfred	2	29	14.5	26	0
Williams, Delvin	1	9	9.0	9	0
49ERS	170	2,281	13.4	68t	15
OPPONENTS	178	2,178	12.2	64t	14

INTERCEPTIONS

	No	Yds	Avg	LG	TD
McGill, Ralph	5	71	14.2	45	0
Nunley, Frank	4	30	7.5	20	0
Johnson, Jimmy	3	50	16.7	37	0
Holmes, Mike	3	26	8.7	14	0
Vanderbunt, Skip	2	22	11.0	18	0
Phillips, Mel	1	27	27.0	27	0
Wilcox, Dave	1	21	21.0	21t	1
Taylor, Bruce	1	0	0.0	0	0
49ERS	20	247	12.4	45	1
OPPONENTS	28	409	14.6	55	1

KICKOFF RETURNS

	No	Yds	Avg	LG	TD
Holmes, Mike	25	612	24.5	57	0
Moore, Manfred	18	398	22.1	51	0
Jackson, Wilbur	5	103	20.6	30	0
Johnson, Sammy	2	31	15.5	17	0
West, Robert	1	0	0.0	0	0
49ERS	51	1,144	22.4	57	0
OPPONENTS	51	1,099	21.6	59	0

PUNT RETURNS

	No	FC	Yds	Avg	LG	TD
McGill, Ralph	20	3	166	8.3	47	0
Moore, Manfred	5	0	149	29.8	88t	1
Holmes, Mike	9	0	45	5.0	22	0
Taylor, Bruce	10	2	38	3.8	21	0
49ERS	44	5	398	9.1	88t	1
OPPONENTS	46	2	491	10.7	45	0

PUNTING

	No	Yds	Avg	LG	Blk
Wittum, Tom	68	2,800	41.2	67	1
Gossett, Bruce	2	56	28.0	31	0
49ERS	70	2,856	40.8	67	1
OPPONENTS	74	2,922	39.5	61	0

PASSING

	Att	Comp	Pct	Yds	LG	TD	Int	QB
Owen, Tom	184	88	47.8	1,327	68t	10	15	56.1
Morrison, Dennis	51	21	41.2	227	26	1	5	21.9
Reed, Joe	74	29	39.2	316	58t	2	7	22.1
Snead, Norm	48	30	62.5	368	39t	2	1	91.3
Abramowicz, Dan	1	1	100.0	41	41	0	0	118.8
Spurrier, Steve	3	1	33.3	2	2	0	0	42.4
49ERS	361	170	47.1	2,281	68t	15	28	49.2
OPPONENTS	339	178	52.5	2,178	64t	14	20	61.8



1975 (5-9)

Dick Nolan, Coach

L	17	at Minnesota (48,418), S-21	27
L	14	Los Angeles Rams (55,072), S-28	23
W	20	at Kansas City (54,490), O-5	3
L	3	Atlanta (43,719), O-12	17
W	35	New Orleans (39,654), O-19	21
L	16	at New England (60,358), O-26	24
L	17	Detroit (42,683), N-2	28
W	24	at Los Angeles Rams (78,995), N-9	23
W	31	Chicago (41,319), N-16	3
W	16	at New Orleans (40,328), N-23	6
L	17	at Philadelphia (56,694), N-30	27
L	13	Houston (43,767), D-7	27
L	9	at Atlanta (38,501), D-14	31
L	23	New York Giants (33,939), D-21	26
255			286

TEAM STATISTICS

	49ers	Opp
TOTAL FIRST DOWNS	240	253
By Rushing	86	102
By Passing	133	130
By Penalties	21	21
TOTAL NET YARDS	4,158	4,026
Net Yards Rushing	1,598	1,829
Net Yards Passing	2,560	2,197
TOTAL PLAYS FROM SCRIMMAGE	905	969
Rushes	422	518
Average Gain Per Rush	3.8	3.5
FORWARD PASSES ATTEMPTED	450	411
Number Completed	234	228
Per Cent Completed	52.0	55.5
Quarterback Sacks	33	40
Yards Lost	246	324
Passes Had Intercepted	19	11
Avg. Net Passing per Game	114.1	156.9
PUNTS	67	84
Total Yardage of Punts	2,804	3,536
Average Length	41.9	42.1
KICKOFF RETURNS	60	48
Total Yards Returned	1,372	1,061
Average Length of Return	22.9	22.1
PENALTIES	89	86
Yards Penalized	693	702
FUMBLES	44	34
Own Fumbles Recovered	19	18
Opponents' Fumbles Recovered	16	25
FIELD GOALS	14	17
Field Goals Attempted	28	22
TOTAL POINTS SCORED	255	286
Touchdowns Scored	31	34
Touchdowns Rushing	12	14
Touchdowns Passing	15	15
Touchdowns Returns	4	5
Extra Points	27	31
Field Goals	14	17
Safeties	0	0

SCORING

	TDs	Ru	Pa	Int	Fu	KO	Pu	PAT	FG	S	Pts
Mike-Mayer, Steve	0	0	0	0	0	0	0	27/31	14/28	0	69
Washington, Gene	9	0	9	0	0	0	0	0/0	0/0	0	54
Schreiber, Larry	6	5	1	0	0	0	0	0/0	0/0	0	36
Williams, Delvin	4	3	1	0	0	0	0	0/0	0/0	0	24
Johnson, Sammy	3	3	0	0	0	0	0	0/0	0/0	0	18
Mitchell, Tom	3	0	3	0	0	0	0	0/0	0/0	0	18
Allen, Nate	1	0	0	1	0	0	0	0/0	0/0	0	6
Hart, Tommy	1	0	0	0	1	0	0	0/0	0/0	0	6
Holmes, Mike	1	0	1	0	0	0	0	0/0	0/0	0	6
McGill, Ralph	1	0	0	0	1	0	0	0/0	0/0	0	6
Snead, Norm	1	1	0	0	0	0	0	0/0	0/0	0	6
Washington, Dave*	1	0	0	0	0	0	1	0/0	0/0	0	6
49ERS	31	12	15	1	2	0	1	27/31	14/28	0	255
OPPONENTS	34	14	15	0	4	0	1	31/34	17/22	0	286

*returned blocked punt

Rookie Names in Italics

RUSHING

	Att	Yds	Avg	LG	TD
Williams, Delvin	117	631	5.4	52	3
Schreiber, Larry	134	337	2.5	15	5
Jackson, Wilbur	78	303	3.9	44	0
Johnson, Sammy	55	185	3.4	26t	3
Spurrier, Steve	15	91	6.7	14	0
Snead, Norm	9	30	3.3	10	1
<i>Johnson, Kermit</i>	4	25	6.3	19	0
Moore, Manfred	3	10	3.3	4	0
Beasley, Terry	1	5	5.0	5	0
Owen, Tom	1	1	1.0	1	0
Hayes, Bob	2	-2	-1.0	-1	0
Holmes, Mike	1	-4	-4.0	-4	0
Washington, Gene	1	-4	-4.0	-4	0
Wittum, Tom	1	-10	-10.0	-10	0
49ERS	422	1,598	3.8	52	12
OPPONENTS	518	1,829	3.5	26t	14

RECEIVING

	No	Yds	Avg	LG	TD
Washington, Gene	44	735	16.7	68t	9
Schreiber, Larry	40	289	7.2	20	1
Williams, Delvin	34	370	10.9	30	1
Mitchell, Tom	25	366	14.6	60t	3
Johnson, Sammy	23	177	7.7	20	0
Beasley, Terry	20	297	14.9	28	0
Jackson, Wilbur	17	128	7.5	20	0
Holmes, Mike	16	220	13.8	25	1
Hayes, Bob	6	119	19.8	36	0
<i>Larson, Bill</i>	5	64	12.8	24	0
Wittum, Tom	2	29	14.5	18	0
Moore, Manfred	1	11	11.0	11	0
Fahnhorst, Keith	1	1	1.0	1	0
49ERS	234	2,806	12.0	68t	15
OPPONENTS	228	2,521	11.1	65t	15

INTERCEPTIONS

	No	Yds	Avg	LG	TD
Taylor, Bruce	3	29	9.7	15	0
Vanderbundt, Skip	2	36	18.0	21	0
Johnson, Jimmy	2	0	0.0	0	0
Allen, Nate	1	37	37.0	37t	1
McGill, Ralph	1	27	27.0	27	0
Nunley, Frank	1	6	6.0	6	0
Phillips, Mel	1	3	3.0	3	0
49ERS	11	138	12.6	37t	1
OPPONENTS	19	212	11.2	74	0

KICKOFF RETURNS

	No	Yds	Avg	LG	TD
Moore, Manfred	26	650	25.0	52	0
Johnson, Sammy	17	400	23.5	41	0
<i>Johnson, Kermit</i>	6	135	22.5	27	0
<i>Baker, Wayne</i>	4	45	11.3	15	0
Holmes, Mike	2	59	29.5	44	0
<i>Hart, Jeff</i>	2	28	14.0	14	0
Williams, Delvin	1	24	24.0	24	0
Hall, Windlan	1	18	18.0	18	0
Fahnhorst, Keith	1	13	13.0	13	0
49ERS	60	1,372	22.9	52	0
OPPONENTS	48	1,061	22.1	50	0

PUNT RETURNS

	No	FC	Yds	Avg	LG	TD
Taylor, Bruce	16	1	166	10.4	66	0
Moore, Manfred	16	0	160	10.0	17	0
McGill, Ralph	31	0	290	9.4	34	0
49ERS	63	1	616	9.8	66	0
OPPONENTS	43	1	490	11.4	76	0

PUNTING

	No	Yds	Avg	LG	Bk
Wittum, Tom	67	2,804	41.9	64	3
49ERS	67	2,804	41.9	64	3
OPPONENTS	84	3,536	42.1	56	3

PASSING

	Att	Comp	Pct	Yds	LG	TD	Int	QB
Snead, Norm	189	108	57.1	1,337	60t	9	10	73.0
Spurrier, Steve	207	102	49.3	1,151	68t	5	7	60.3
Owens, Tom	51	24	47.1	318	24	1	2	57.5
Johnson, Sammy	2	0	0.0	0	0	0	0	39.6
Washington, Gene	1	0	0.0	0	0	0	0	39.6
49ERS	450	234	52.0	2,806	68t	15	19	64.9
OPPONENTS	411	228	55.5	2,521	63t	15	11	74.9



1976 (8-6)

Monte Clark, Coach

W	26	at Green Bay (54,628), S-12	14
L	12	Chicago (44,158), S-19	19
W	37	at Seattle (59,108), S-26	21
W	17	New York Jets (42,961), O-3	6
W	16	at Los Angeles Rams (84,483), MON/O-11	0
W	33	New Orleans (43,160), O-17	3
W	15	Atlanta (50,240), SUN/O-23	0
L	20	at St. Louis (50,365), O-31	(OT) 23
L	21	Washington (56,134), N-7	24
L	16	at Atlanta (20,058), N-14	21
L	3	Los Angeles Rams (57,909), N-21	23
W	20	Minnesota (56,775), MON/N-29	16
L	7	at San Diego (33,539), D-5	(OT) 13
W	27	at New Orleans (42,536), D-12	7
270			190

TEAM STATISTICS

	49ers	Opp
TOTAL FIRST DOWNS	242	218
By Rushing	131	94
By Passing	91	102
By Penalties	20	22
TOTAL NET YARDS	4,085	3,562
Net Yards Rushing	2,447	1,786
Net Yards Passing	1,638	1,776
TOTAL PLAYS FROM SCRIMMAGE	916	922
Rushes	576	487
Average Gain Per Rush	4.3	3.7
FORWARD PASSES ATTEMPTED	306	374
Number Completed	155	180
Per Cent Completed	50.7	48.1
Quarterback Sacks	34	61
Yards Lost	325	573
Passes Had Intercepted	21	9
Avg. Net Passing per Game	117.0	126.9
PUNTS	91	108
Total Yardage of Punts	3,634	4,327
Average Length	39.9	40.1
KICKOFF RETURNS	38	46
Total Yards Returned	777	924
Average Length of Return	20.5	20.1
PENALTIES	102	94
Yards Penalized	848	906
FUMBLES	30	37
Own Fumbles Recovered	18	21
Opponents' Fumbles Recovered	16	12
FIELD GOALS	16	6
Field Goals Attempted	28	21
TOTAL POINTS SCORED	270	190
Touchdowns Scored	32	25
Touchdowns Rushing	14	10
Touchdowns Passing	15	13
Touchdowns Returns	3	2
Extra Points	26	20
Field Goals	16	6
Safeties	2	1

SCORING	TDs	Ru	Pa	Int	Fu	KO	Pu	PAT	FG	S	Pts
Mike-Mayer, Steve	0	0	0	0	0	0	0	26/30	16/28	0	74
Williams, Delvin	9	7	2	0	0	0	0	0/0	0/0	0	54
Washington, Gene	6	0	6	0	0	0	0	0/0	0/0	0	36
McGee, Willie	4	0	4	0	0	0	0	0/0	0/0	0	24
Bull, Scott	2	2	0	0	0	0	0	0/0	0/0	0	12
Jackson, Wilbur	2	1	1	0	0	0	0	0/0	0/0	0	12
Johnson, Sammy	2	2	0	0	0	0	0	0/0	0/0	0	12
Elam, Cleveland	1	0	0	0	1	0	0	0/0	0/0	0	6
Ferrell, Bob	1	1	0	0	0	0	0	0/0	0/0	0	6
Hofer, Paul	1	0	1	0	0	0	0	0/0	0/0	0	6
Johnson, Kermit	1	1	0	0	0	0	0	0/0	0/0	0	6
Leonard, Anthony	1	0	0	0	0	0	1	0/0	0/0	0	6
McGill, Ralph	1	0	0	0	0	0	1	0/0	0/0	0	6
Mitchell, Tom	1	0	1	0	0	0	0	0/0	0/0	0	6
Hart, Tommy	0	0	0	0	0	0	0	0/0	0/0	1	2
Team	0	0	0	0	0	0	0	0/0	0/0	1	2
49ERS	32	14	15	0	1	0	2	26/30	16/28	2	270
OPPONENTS	25	10	13	2	0	0	0	20/24	6/21	1	190

Rookie Names in Italics

RUSHING	Att	Yds	Avg	LG	TD
Williams, Delvin	248	1,203	4.9	80t	7
Jackson, Wilbur	200	792	4.0	24	1
Johnson, Kermit	32	99	3.1	16	1
Plunkett, Jim	19	95	5.0	12	0
Hofer, Paul	18	74	4.1	17	0
Bull, Scott	15	66	4.4	18	2
Johnson, Sammy	24	52	2.2	12	2
Ferrell, Bob	9	28	3.1	11	1
Domres, Marty	4	18	4.5	8	0
Lash, Jim	3	5	1.7	8	0
McGee, Willie	3	12	4.0	19	0
Washington, Gene	1	3	3.0	3	0
49ERS	576	2,447	4.3	80t	14
OPPONENTS	487	1,786	3.7	29	10

RECEIVING	No	Yds	Avg	LG	TD
Washington, Gene	33	457	13.8	55t	6
Jackson, Wilbur	33	324	9.8	32	1
Williams, Delvin	27	283	10.5	85t	2
Mitchell, Tom	20	240	12.0	27	1
McGee, Willie	13	269	20.7	52t	4
Lash, Jim	13	190	14.6	43	0
Johnson, Sammy	5	52	10.4	24	0
Hofer, Paul	4	45	11.3	13t	1
Harrison, Ken	3	65	21.7	41	0
Johnson, Kermit	1	11	11.0	11	0
Obradovich, Jim	1	11	11.0	11	0
Ferrell, Bob	1	9	9.0	9	0
Rivera, Steve	1	7	7.0	7	0
49ERS	155	1,963	12.7	85t	15
OPPONENTS	180	2,349	13.1	77t	13

INTERCEPTIONS	No	Yds	Avg	LG	TD
Rhodes, Bruce	3	42	14.0	30	0
Phillips, Mel	2	14	7.0	14	0
Vanderbundt, Skip	2	8	4.0	8	0
Johnson, Jimmy	1	17	17.0	17	0
Nunley, Frank	1	12	12.0	12	0
49ERS	9	93	10.3	30	0
OPPONENTS	21	253	12.1	43	2

KICKOFF RETURNS	No	Yds	Avg	LG	TD
Leonard, Anthony	26	553	21.3	39	0
Hofer, Paul	5	91	18.2	23	0
Johnson, Kermit	4	114	28.5	40	0
Mitchell, Tom	2	7	3.5	7	0
Ferrell, Bob	1	12	12.0	12	0
49ERS	38	777	20.5	40	0
OPPONENTS	46	924	20.1	38	0

PUNT RETURNS	No	FC	Yds	Avg	LG	TD
Rhodes, Bruce	16	2	142	8.9	22	0
Leonard, Anthony	35	5	293	8.4	60t	1
McGill, Ralph	10	1	103	10.3	50	1
Taylor, Bruce	3	1	16	5.3	11	0
Rivera, Steve	1	0	3	3.0	3	0
49ERS	65	9	557	8.6	60t	2
OPPONENTS	52	2	351	6.8	25	0

PUNTING	No	Yds	Avg	LG	Bik
Wittum, Tom	89	3,634	40.8	68	2
49ERS	89	3,634	40.8	68	2
OPPONENTS	108	4,327	40.1	72	1

PASSING	Att	Comp	Pct	Yds	LG	TD	Int	QB
Plunkett, Jim	243	126	51.9	1,592	85t	13	16	63.0
Domres, Marty	14	7	50.0	101	41	0	1	44.0
Bull, Scott	48	21	43.8	252	30	2	4	36.6
Williams, Delvin	1	1	100.0	18	18	0	0	118.8
49ERS	306	155	50.7	1,963	85t	15	21	58.8
OPPONENTS	374	180	48.1	2,249	77t	13	9	68.8



1977 (5-9)

Ken Meyer, Coach

L	0	at Pittsburgh (48,046), MON /S-19	27
L	15	Miami (40,503), S-25	19
L	14	at Los Angeles Rams (55,466), O-2	34
L	0	Atlanta (38,009), O-9	7
L	17	at New York Giants (70,366), O-16	20
W	28	Detroit (39,392), O-23	7
W	20	Tampa Bay (34,750), O-30	10
W	10	at Atlanta (46,577), N-6	3
W	10	at New Orleans (41,564), N-13	(OT) 7
L	10	Los Angeles Rams (56,779), N-20	23
W	20	New Orleans (33,702), N-27	17
L	27	at Minnesota (40,745), D-4	28
L	35	Dallas (55,848), MON /D-12	42
L	14	at G.B. in Milwaukee (44,902), D-18	16
220			260

TEAM STATISTICS		49ers	Opp
TOTAL FIRST DOWNS		219	221
By Rushing		126	107
By Passing		81	94
By Penalties		12	20
TOTAL NET YARDS		3,594	3,457
Net Yards Rushing		2,086	1,869
Net Yards Passing		1,508	1,588
TOTAL PLAYS FROM SCRIMMAGE		877	863
Rushes		564	551
Average Gain Per Rush		3.7	3.4
FORWARD PASSES ATTEMPTED		277	270
Number Completed		136	139
Per Cent Completed		49.1	51.5
Quarterback Sacks		36	42
Yards Lost		289	360
Passes Had Intercepted		17	8
Avg. Net Passing per Game		107.7	113.4
PUNTS		80	86
Total Yardage of Punts		2,801	3,228
Average Length		35.0	37.5
KICKOFF RETURNS		49	48
Total Yards Returned		1,174	1,025
Average Length of Return		24.0	21.4
PENALTIES		99	96
Yards Penalized		830	820
FUMBLES		27	21
Own Fumbles Recovered		19	11
Opponents' Fumbles Recovered		10	8
FIELD GOALS		11	13
Field Goals Attempted		19	22
TOTAL POINTS SCORED		220	260
Touchdowns Scored		27	32
Touchdowns Rushing		16	16
Touchdowns Passing		9	14
Touchdowns Returns		2	2
Extra Points		25	29
Field Goals		11	13
Safeties		0	0

SCORING	TDs	Ru	Pa	Int	Fu	KO	Pu	PAT	FG	S	Pts
Williams, Delvin	9	7	2	0	0	0	0	0/0	0/0	0	54
Wersching, Ray	0	0	0	0	0	0	0	23/23	10/17	0	53
Jackson, Wilbur	7	7	0	0	0	0	0	0/0	0/0	0	42
Washington, Gene	5	0	5	0	0	0	0	0/0	0/0	0	30
Baldassin, Mike	1	0	0	0	0	0	1*	0/0	0/0	0	6
Ferrell, Bob	1	1	0	0	0	0	0	0/0	0/0	0	6
Harrison, Kenny	1	0	1	0	0	0	0	0/0	0/0	0	6
Plunkett, Jim	1	1	0	0	0	0	0	0/0	0/0	0	6
Seal, Paul	1	0	1	0	0	0	0	0/0	0/0	0	6
Williams, Dave	1	0	0	0	0	1	0	0/0	0/0	0	6
Wittum, Tom	0	0	0	0	0	0	0	2/4	1/2	0	5
49ERS	27	16	9	0	0	1	1	25/27	11/19	0	220
OPPONENTS	32	16	14	1	0	1	0	29/32	13/22	0	260

*recovered blocked punt

Rookie Names in Italics

RUSHING	Att	Yds	Avg	LG	TD
Williams, Delvin	268	931	3.5	40	7
Jackson, Wilbur	179	780	4.4	80	7
Ferrell, Bob	41	160	3.9	12	1
Hofer, Paul	34	106	3.1	10	0
Plunkett, Jim	28	71	2.5	9	1
Bull, Scott	5	20	4.0	8	0
Harrison, Kenny	6	15	2.5	15	0
Williams, Dave	2	6	3.0	6	0
McGee, Willie	1	-3	-3.0	-3	0
49ERS	564	2,086	3.7	80	16
OPPONENTS	551	1,869	3.4	42t	16

RECEIVING	No	Yds	Avg	LG	TD
Washington, Gene	32	638	19.9	47t	5
Jackson, Wilbur	22	169	7.7	24	0
Williams, Dave	20	179	9.0	17	2
Mitchell, Tom	19	226	11.9	31	0
Harrison, Ken	15	217	14.5	46	1
Seal, Paul	13	230	17.7	47t	1
Hofer, Paul	5	46	9.2	16	0
Lash, Jim	3	22	7.3	16	0
McGee, Willie	2	27	13.5	14	0
Obradovich, Jim	2	16	8.0	11	0
Ferrell, Bob	2	12	6.0	7	0
Cline, Tony	1	15	15.0	15	0
49ERS	136	1,797	13.2	47t	9
OPPONENTS	139	1,948	14.0	73t	14

INTERCEPTIONS	No	Yds	Avg	LG	TD
Washington, Dave	2	68	34.0	50	0
Phillips, Mel	2	23	11.5	23	0
McGill, Ralph	1	30	30.0	30	0
Harper, Willie	1	6	6.0	6	0
Vanderbundt, Skip	1	6	6.0	6	0
Leonard, Anthony	1	0	0.0	0	0
49ERS	8	133	16.6	50	0
OPPONENTS	17	298	17.5	42	1

KICKOFF RETURNS	No	Yds	Avg	LG	TD
Hofer, Paul	36	871	24.2	48	0
Williams, Delvin	4	122	30.5	80t	1
Jennings, Rick	3	60	20.0	24	0
Ferrell, Bob	3	35	11.7	17	0
Leonard, Anthony	1	68	68.0	68	0
Obradovich, Jim	1	9	9.0	9	0
Williams, Dave	1	9	9.0	9	0
49ERS	49	1,174	24.0	80t	1
OPPONENTS	48	1,025	21.4	92t	1

PUNT RETURNS	No	FC	Yds	Avg	LG	TD
Leonard, Anthony	22	2	154	7.0	19	0
Black, Stan	13	1	38	2.9	11	0
Jennings, Rick	7	1	32	4.6	13	0
Rivera, Steve	3	0	7	2.3	3	0
Williams, Dave	1	0	60	60.0	60	0
Elia, Bruce	1	0	1	1.0	1	0
Baldassin, Mike	1	1	0	0.0	0	0
49ERS	48	5	292	6.1	60	0
OPPONENTS	47	6	444	9.5	63	0

PUNTING	No	Yds	Avg	LG	Bk
Wittum, Tom	77	2,801	36.4	54	3
49ERS	77	2,801	36.4	54	3
OPPONENTS	86	3,228	37.5	62	1

PASSING	Att	Comp	Pct	Yds	LG	TD	Int	QB
Plunkett, Jim	248	128	51.6	1,693	47t	9	14	62.1
Bull, Scott	24	7	29.2	89	26	0	2	7.8
Wittum, Tom	3	1	33.3	15	15	0	0	50.7
Harrison, Kenny	1	0	0.0	0	0	0	0	39.6
Williams, Delvin	1	0	0.0	0	0	0	1	39.6
49ERS	277	136	49.1	1,797	47t	9	17	55.3
OPPONENTS	270	139	51.5	1,948	73t	14	8	80.0



1978 (2-14)

Coach*

L	7	at Cleveland (68,973), S-3	24
L	13	Chicago (49,502), S-10	16
L	19	at Houston (46,161), S-17	20
L	10	at New York Giants (71,536), S-24	27
W	28	Cincinnati (41,107), O-1	12
L	10	at Los Angeles Rams (59,337), O-8	27
L	7	New Orleans (37,671), O-15	14
L	17	Atlanta (34,133), O-22	20
L	20	at Washington (53,706), O-29	38
L	10	at Atlanta (55,468), N-5	21
L	10	St. Louis (33,155), N-12	16
L	28	Los Angeles Rams (45,022), N-19	31
L	7	Pittsburgh (51,657), MON /N-27	24
L	13	at New Orleans (50,068), D-3	24
W	6	Tampa Bay (30,931), D-10	3
L	14	at Detroit (56,674), D-17	33

219

350

* Pete McCulley was fired after 9 games and Fred O'Connor was appointed his successor.

TEAM STATISTICS

	49ers	Opp
TOTAL FIRST DOWNS	257	298
By Rushing	117	128
By Passing	106	133
By Penalties	34	37
TOTAL YARDS GAINED	4,047	5,024
By Rushing	2,091	2,365
By Passing	1,956	2,659
TOTAL PLAYS FROM SCRIMMAGE	1,062	1,097
Rushes	585	649
Average Gain Per Rush	3.6	3.6
NET YARDS PASSING	1,956	2,659
Passes Attempted	435	413
Passes Completed	190	219
Percent Completed	43.2	53.0
Had Intercepted	36	18
Times Sacked	42	35
Lost Attempting to Pass	350	289
PUNTS	97	87
Total Yardage of Punts	3,583	3,497
Average Length	39.6	40.2
KICKOFF RETURNS	73	47
Total Yards Returned	1,421	928
Average Length of Return	19.5	19.7
PENALTIES	115	154
Yards Penalized	930	1,301
FUMBLES	56	50
Own Fumbles Recovered	29	23
Opponents' Fumbles Recovered	27	27
FIELD GOALS	15	23
Field Goals Attempted	23	38
TOTAL POINTS SCORED	219	350
Touchdowns Scored	25	40
Touchdowns Rushing	14	17
Touchdowns Passing	9	20
Touchdown Returns	2	3
Extra Points	24	39
Safeties	0	1

SCORING

	TDs	Ru	Pa	Int	Fu	KO	Pu	PAT	FG	S	Pts
Wersching, Ray	0	0	0	0	0	0	0	24/25	15/23	0	69
Hofer, Paul	7	7	0	0	0	0	0	0/0	0/0	0	42
Simpson, O.J.	3	1	2	0	0	0	0	0/0	0/0	0	18
Solomon, Freddie	3	1	2	0	0	0	0	0/0	0/0	0	18
Boykin, Greg	2	2	0	0	0	0	0	0/0	0/0	0	12
Seal, Paul	2	0	2	0	0	0	0	0/0	0/0	0	12
Boyd, Elmo	1	0	1	0	0	0	0	0/0	0/0	0	6
Bull, Scott	1	1	0	0	0	0	0	0/0	0/0	0	6
DeBerg, Steve	1	1	0	0	0	0	0	0/0	0/0	0	6
Ferrell, Bob	1	1	0	0	0	0	0	0/0	0/0	0	6
Leonard, Anthony	1	0	0	1	0	0	0	0/0	0/0	0	6
MacAfee, Ken	1	0	1	0	0	0	0	0/0	0/0	0	6
Steptoe, Jack	1	0	1	0	0	0	0	0/0	0/0	0	6
Williams, Dave	1	0	0	0	0	1	0	0/0	0/0	0	6
49ERS	25	14	9	1	0	1	0	24/25	15/23	0	219
OPPONENTS	40	17	20	1	1	0	1*	39/40	23/38	1	350

*returned blocked punt

Rookie Names in Italics

RUSHING

	Att	Yds	Avg	LG	TD
Simpson, O.J.	161	593	3.7	34	1
Ferrell, Bob	125	471	3.8	20	1
Hofer, Paul	121	465	3.8	40	7
Boykin, Greg	102	361	3.5	23	2
Bull, Scott	29	100	3.5	15t	1
Solomon, Freddie	14	70	5.0	17	1
DeBerg, Steve	15	20	1.3	7	1
Williams, Dave	15	18	1.2	6	0
<i>Carr, Earl</i>	1	2	2.0	2	0
Elia, Bruce	1	0	0.0	0	0
Jones, Larry	1	-9	-9.0	-9	0
49ERS	585	2,091	3.6	40	14
OPPONENTS	649	2,365	3.6	39	17

RECEIVING

	No	Yds	Avg	LG	TD
Solomon, Freddie	31	458	14.8	58t	2
MacAfee, Ken	22	205	9.3	22	1
Seal, Paul	21	370	17.6	41t	2
Simpson, O.J.	21	172	8.2	19	2
Boykin, Greg	19	112	5.9	22	0
Harrison, Ken	16	320	20.0	50	0
Ferrell, Bob	16	123	7.7	14	0
Hofer, Paul	12	170	14.2	46	0
<i>LeCount, Terry</i>	10	131	13.1	30	0
Williams, Dave	10	63	6.3	13	0
<i>Boyd, Elmo</i>	9	115	12.8	32	1
<i>Steptoe, Jack</i>	2	46	23.0	35t	1
Jones, Larry	1	21	21.0	21	0
49ERS	190	2,306	12.1	58t	9
OPPONENTS	219	2,948	13.5	71	20

INTERCEPTIONS

	No	Yds	Avg	LG	TD
Crist, Chuck	6	159	26.5	32	0
Leonard, Anthony	4	44	11.0	30	1
Lewis, Eddie	3	17	5.7	11	0
Odom, Ricky	2	19	9.5	19	0
Roberson, Vern	1	31	31.0	31	0
Bunz, Dan	1	13	13.0	13	0
<i>Nichols, Mark</i>	1	0	0.0	0	0
49ERS	18	283	15.7	32	1
OPPONENTS	36	608	16.9	64	1

KICKOFF RETURNS

	No	Yds	Avg	LG	TD
Williams, Dave	34	745	21.9	89t	1
Hofer, Paul	18	386	21.4	40	0
<i>LeCount, Terry</i>	5	91	18.2	23	0
<i>Hughes, Ernie</i>	4	53	22.8	17	0
<i>Nichols, Mark</i>	3	39	17.7	20	0
Boykin, Greg	3	37	13.0	25	0
<i>Walker, Elliott</i>	2	25	18.5	23	0
<i>Downing, Walt</i>	2	13	12.5	13	0
Ferrell, Bob	1	24	13.0	24	0
<i>Quillan, Fred</i>	1	8	24.0	8	0
49ERS	73	1,421	19.5	89t	1
OPPONENTS	47	928	19.7	36	0

PUNT RETURNS

	No	FC	Yds	Avg	LG	TD
<i>Steptoe, Jack</i>	11	0	129	11.7	28	0
Jones, Larry	10	1	86	8.6	52	0
Solomon, Freddie	9	5	35	3.9	11	0
<i>Shumann, Mike</i>	8	1	40	5.0	36	0
Leonard, Anthony	8	5	26	3.3	14	0
Roberson, Vern	1	0	7	7.0	7	0
49ERS	47	12	323	6.9	52	0
OPPONENTS	46	16	356	7.7	44	0

PUNTING

	No	Yds	Avg	TB	I-20	LG	Bik
<i>Connell, Mike</i>	96	3,583	37.3	10	15	59	1
49ERS	96	3,583	37.3	10	15	59	1
OPPONENTS	87	3,497	40.2	13	17	62	0

PASSING

	Att	Comp	Pct	Yds	LG	TD	Int	QB
DeBerg, Steve	302	137	45.4	1,570	58t	8	22	40.0
Bull, Scott	121	48	39.7	651	48	1	11	22.4
Solomon, Freddie	10	5	30.0	85	30	0	1	22.9
<i>Threadgill, Bruce</i>	2	0	0.0	0	0	0	2	0.0
49ERS	435	190	43.7	2,306	58t	9	36	32.6
OPPONENTS	413	219	53.0	2,948	71	20	18	74.0



1979 (2-14)

Bill Walsh, Coach

L	22	at Minnesota (46,539), S-2	28
L	13	Dallas (56,728), S-9	21
L	24	at Los Angeles Rams (44,303), S-16	27
L	21	New Orleans (39,727), S-23	30
L	9	at San Diego (50,893), S-30	31
L	24	Seattle (44,592), O-7	35
L	16	at New York Giants (70,352), O-14	32
W	20	Atlanta (33,952), O-21	15
L	27	Chicago (42,773), O-28	28
L	10	at Oakland Raiders (52,764), N-4	23
L	20	at New Orleans (65,551), N-11	31
L	28	Denver (42,910), N-18	38
L	20	Los Angeles Rams (49,282), N-25	26
L	10	at St. Louis (41,593), D-2	13
W	23	Tampa Bay (44,506), D-9	7
L	21	at Atlanta (37,211), D-16	31

308

416

TEAM STATISTICS

	49ers	Opp
TOTAL FIRST DOWNS	336	326
By Rushing	120	136
By Passing	200	160
By Penalties	16	30
TOTAL YARDS GAINED	5,573	5,393
By Rushing	1,932	2,213
By Passing	3,641	3,180
TOTAL PLAYS FROM SCRIMMAGE	1,099	1,014
Rushes	480	544
Average Gain Per Rush	4.0	4.1
NET YARDS PASSING	3,641	3,180
Passes Attempted	602	441
Passes Completed	361	262
Percent Completed	60.0	59.4
Had Intercepted	21	15
Times Sacked	17	29
Lost Attempting to Pass	119	227
PUNTS	72	74
Total Yardage of Punts	2,626	2,817
Average Length	36.5	38.1
KICKOFF RETURNS	75	68
Total Yards Returned	1,538	1,367
Average Length of Return	20.5	20.1
PENALTIES	95	119
Yards Penalized	853	858
FUMBLES	37	33
Own Fumbles Recovered	19	15
Opponents' Fumbles Recovered	18	18
FIELD GOALS	20	14
Field Goals Attempted	24	17
TOTAL POINTS SCORED	308	416
Touchdowns Scored	36	54
Touchdowns Rushing	17	24
Touchdowns Passing	18	25
Touchdown Returns	1	5
Extra Points	32	46
Safeties	0	2

SCORING

	TDs	Ru	Pa	Int	Fu	KO	Pu	PAT	FG	S	Pts
Wersching, Ray	0	0	0	0	0	0	0	32/35	20/24	0	92
Hofer, Paul	9	7	2	0	0	0	0	0/0	0/0	0	54
Solomon, Freddie	8	1	7	0	0	0	0	0/0	0/0	0	48
MacAfee, Ken	4	0	4	0	0	0	0	0/0	0/0	0	24
Shumann, Mike	4	0	4	0	0	0	0	0/0	0/0	0	24
Elliott, Lenvil	3	3	0	0	0	0	0	0/0	0/0	0	18
Simpson, O.J.	3	3	0	0	0	0	0	0/0	0/0	0	18
Jackson, Wilbur	2	2	0	0	0	0	0	0/0	0/0	0	12
Bruer, Bob	1	0	1	0	0	0	0	0/0	0/0	0	6
Francis, Phil	1	1	0	0	0	0	0	0/0	0/0	0	6
Owens, James	1	0	0	0	0	1	0	0/0	0/0	0	6
+ Montana, Joe	0	0	0	0	0	0	0	0/1	0/0	0	0
49ERS	36	17	18	0	0	1	0	32/36	20/24	0	308
OPPONENTS**	54	24	25	1	2	0	1*	46/54	14/17	2	416

*returned blocked punt **had one return of a blocked FGA

+ incomplete pass on PAT attempt

Rookie Names in Italics

RUSHING

	Att	Yds	Avg	LG	TD
Hofer, Paul	123	615	5.0	47	7
Simpson, O.J.	120	460	3.8	22	3
Jackson, Wilbur	114	375	3.3	16	2
Elliott, Lenvil	33	135	4.1	12	3
Francis, Phil	31	118	3.8	16	1
Solomon, Freddie	6	85	14.2	56t	1
Owens, James	8	52	6.5	19	0
Ferrell, Bob	8	33	4.1	8	0
Hogan, Mike	9	31	3.4	6	0
Montana, Joe	3	22	7.3	13	0
DeBerg, Steve	17	10	0.6	8	0
Melville, Dan	3	0	0.0	0	0
Bruer, Bob	5	-4	-0.8	6	0
49ERS	480	1,932	4.0	56t	17
OPPONENTS	544	2,213	4.1	38	24

RECEIVING

	No	Yds	Avg	LG	TD
Hofer, Paul	58	662	11.4	44	2
Solomon, Freddie	57	807	14.2	44t	7
Jackson, Wilbur	53	422	8.0	34	0
Shumann, Mike	39	452	11.6	39	4
Francis, Phil	32	198	6.2	19	0
Bruer, Bob	26	254	9.8	19	1
MacAfee, Ken	24	266	11.1	50	4
Elliott, Lenvil	23	197	8.6	30	0
Clark, Dwight	18	232	12.9	30	0
Owens, James	10	121	12.1	17	0
Hogan, Mike	9	65	7.2	17	0
Simpson, O.J.	7	46	6.6	14	0
Seal, Paul	3	34	11.3	14	0
Ferrell, Bob	2	4	2.0	3	0
49ERS	361	3,760	10.4	50	18
OPPONENTS	262	3,407	13.0	85	25

INTERCEPTIONS

	No	Yds	Avg	LG	TD
Hicks, Dwight	5	57	11.4	29	0
Williams, Gerard	4	38	9.5	22	0
Cornelius, Charles	3	54	18.0	54	0
Gray, Tim	1	20	20.0	20	0
Bunz, Dan	1	2	2.0	2	0
Morgan, Melvin	1	0	0.0	13	0
49ERS	15	171	11.4	54	0
OPPONENTS	21	355	16.9	91t	2

KICKOFF RETURNS

	No	Yds	Avg	LG	TD
Owens, James	41	1,002	24.4	85t	1
Elliott, Lenvil	9	170	18.9	33	0
Hofer, Paul	8	124	15.5	23	0
Francis, Phil	7	103	14.7	23	0
Ferrell, Bob	6	78	13.0	18	0
Hicks, Dwight	2	36	18.0	19	0
Bruer, Bob	1	20	20.0	20	0
Barrett, Jean	1	5	5.0	5	0
49ERS	75	1,538	20.5	85t	1
OPPONENTS	68	1,367	20.1	70	0

PUNT RETURNS

	No	FC	Yds	Avg	LG	TD
Solomon, Freddie	23	2	142	6.2	14	0
Hicks, Dwight	13	3	120	9.2	33	0
Dungy, Tony	8	3	52	6.5	11	0
49ERS	44	8	314	7.1	33	0
OPPONENTS	37	7	262	7.1	44	0

PUNTING

	No	Yds	Avg	TB	I-20	LG	Bik
Melville, Dan	71	2,626	37.0	10	15	53	1
49ERS	71	2,626	37.0	10	15	53	1
OPPONENTS	74	2,817	38.1	6	14	63	0

PASSING

	Att	Comp	Pct	Yds	LG	TD	Int	QB
DeBerg, Steve	578	347	60.0	3,652	50	17	21	73.1
Montana, Joe	23	13	56.5	96	18	1	0	81.1
Solomon, Freddie	1	1	100.0	12	12	0	0	116.7
49ERS	602	361	60.0	3,760	50	18	21	73.5
OPPONENTS	441	262	59.4	3,407	85	25	15	88.5



1980 (6-10)

Bill Walsh, Coach

W	26	at New Orleans (58,621), S-7	23
W	24	St. Louis (49,999), S-14	(OT) 21
W	37	at New York Jets (50,608), S-21	27
L	17	Atlanta (56,518), S-28	20
L	26	at Los Angeles Rams (62,188), O-5	48
L	14	at Dallas (63,399), O-12	59
L	17	Los Angeles Rams (55,360), O-19	31
L	23	Tampa Bay (51,925), O-26	24
L	13	at Detroit (78,845), N-2	17
L	16	at G.B. in Milwaukee (54,475), N-9	23
L	13	at Miami (45,135), N-16	17
W	12	New York Giants (38,574), N-23	0
W	21	New England (45,254), N-30	17
W	38	New Orleans (37,949), D-7	(OT) 35
L	10	at Atlanta (55,767), D-14	35
L	13	Buffalo (37,476), D-21	18
320			415

TEAM STATISTICS

	49ers	Opp
TOTAL FIRST DOWNS	298	341
By Rushing	105	137
By Passing	171	185
By Penalties	22	19
TOTAL YARDS GAINED	5,320	5,969
By Rushing	1,743	2,218
By Passing	3,577	3,751
TOTAL PLAYS FROM SCRIMMAGE	1,042	556
Rushes	415	556
Average Gain Per Rush	4.2	4.0
NET YARDS PASSING	3,577	3,751
Passes Attempted	597	495
Passes Completed	363	327
Percent Completed	60.8	66.1
Had Intercepted	26	17
Times Sacked	30	31
Lost Attempting to Pass	222	207
PUNTS	77	67
Total Yardage of Punts	3,152	2,560
Average Length	40.9	38.2
KICKOFF RETURNS	75	58
Total Yards Returned	1,385	1,203
Average Length of Return	18.5	20.7
PENALTIES	109	92
Yards Penalized	933	286
FUMBLES	39	34
Own Fumbles Recovered	25	17
Opponents' Fumbles Recovered	17	14
FIELD GOALS	15	17
Field Goals Attempted	19	26
TOTAL POINTS SCORED	320	415
Touchdowns Scored	40	52
Touchdowns Rushing	10	20
Touchdowns Passing	27	29
Touchdown Returns	3	3
Extra Points	33	50
Safeties	1	1

SCORING

	TDs	Ru	Pa	Int	Fu	KO	Pu	PAT	FG	S	Pts
Wersching, Ray	0	0	0	0	0	0	0	33/39	15/19	0	78
Solomon, Freddie	10	0	8	0	0	0	2	0/0	0/0	0	60
Cooper, Earl	9	5	4	0	0	0	0	0/0	0/0	0	54
Clark, Dwight	8	0	8	0	0	0	0	0/0	0/0	0	48
Elliott, Lenvil	3	2	1	0	0	0	0	0/0	0/0	0	18
Hofer, Paul	3	1	2	0	0	0	0	0/0	0/0	0	18
Montana, Joe	2	2	0	0	0	0	0	0/0	0/0	0	12
Ramson, Eason	2	0	2	0	0	0	0	0/0	0/0	0	12
Young, Charle	2	0	2	0	0	0	0	0/0	0/0	0	12
Owens, James	1	0	0	0	0	1	0	0/0	0/0	0	6
Stuckey, Jim	0	0	0	0	0	0	0	0/0	0/0	1	2
49ERS	40	10	27	0	0	1	2	33/39	15/19	1	320
OPPONENTS	52	20	29	2	1	0	0	50/52	17/26	0	415

Rookie Names in Italics

RUSHING

	Att	Yds	Avg	LG	TD
Cooper, Earl	171	720	4.2	47	5
Elliott, Lenvil	76	341	4.5	20	2
Hofer, Paul	60	293	4.9	26t	1
Woods, Don	50	229	4.6	23	0
Montana, Joe	32	77	2.4	11	2
Solomon, Freddie	8	56	7.0	11	0
Francis, Phil	7	36	5.1	14	0
DeBerg, Steve	6	4	0.7	7	0
Patton, Ricky	1	1	1.0	1	0
Ramson, Eason	2	-2	-1.0	4	0
Miller, Jim	2	-12	-6.0	0	0
49ERS	415	1,743	4.2	47	10
OPPONENTS	556	2,218	4.0	48	20

RECEIVING

	No	Yds	Avg	LG	TD
Cooper, Earl	83	567	6.8	66t	4
Clark, Dwight	82	991	12.1	71t	8
Solomon Freddie	48	658	13.7	93t	8
Hofer, Paul	41	467	11.4	28	2
Young, Charle	29	325	11.2	41	2
Elliott, Lenvil	27	285	10.6	45t	1
Ramson, Eason	21	179	8.5	22	2
Woods, Don	20	171	8.6	23	0
Owens, James	9	133	14.8	29	0
Francis, Phil	3	23	7.7	15	0
49ERS	363	3,799	10.5	93t	27
OPPONENTS	327	3,958	12.1	81t	29

INTERCEPTIONS

	No	Yds	Avg	LG	TD
Hicks, Dwight	4	73	18.3	44	0
Churchman, Ricky	4	7	1.8	7	0
Leopold, Bobby	2	23	11.5	13	0
Turner, Keena	2	15	7.5	11	0
Williams, Gerard	1	28	28.0	28	0
Rhodes, Ray	1	25	25.0	25	0
Johnson, Charles	1	15	15.0	15	0
Puki, Craig	1	0	0.0	0	0
Tautolo, Terry	1	0	0.0	0	0
49ERS	17	186	10.9	44	0
OPPONENTS	26	319	12.3	48	2

KICKOFF RETURNS

	No	Yds	Avg	LG	TD
Owens, James	31	726	23.4	101t	1
Elliott, Lenvil	18	321	17.8	32	0
Anderson, Terry	6	104	17.3	22	0
Solomon, Freddie	5	60	12.0	32	0
Francis, Phil	4	61	15.3	32	0
Patton, Ricky	4	43	10.8	19	0
Johnson, Charles	2	10	5.0	22	0
Ramson, Eason	1	18	1.8	18	0
Tautolo, Terry	1	16	16.0	16	0
Young, Charle	1	14	14.0	14	0
Hughes, Ernie	1	10	10.0	10	0
Hofer, Paul	1	2	2.0	2	0
49ERS	75	1,385	18.5	101t	1
OPPONENTS	58	1,203	20.7	52	0

PUNT RETURNS

	No	FC	Yds	Avg	LG	TD
Solomon, Freddie	27	3	298	11.0	57t	2
Hicks, Dwight	12	3	58	4.8	10	0
Robinson, Jimmy	3	0	36	12.0	21	0
Churchman, Ricky	2	0	16	8.0	13	0
Ferrell, Bob	1	0	1	1.0	1	0
49ERS	45	6	409	9.1	57t	2
OPPONENTS	48	11	530	11.0	43	0

PUNTING

	No	Yds	Avg	TB	I-20	LG	Bik
Miller, Jim	77	3,152	40.9	5	11	65	0
49ERS	77	3,152	40.9	5	11	65	0
OPPONENTS	67	2,560	38.2	6	10	64	0

PASSING

	Att	Comp	Pct	Yds	LG	TD	Int	QB
Montana, Joe	273	176	64.5	1,795	71t	15	9	87.8
DeBerg, Steve	321	186	57.9	1,998	93t	12	17	66.7
Solomon, Freddie	1	0	0.0	0	0	0	0	39.6
Woods, Don	2	1	50.0	6	6	0	0	56.3
49ERS	597	363	60.8	3,799	93t	27	26	76.2
OPPONENTS	495	327	66.1	3,958	81t	29	17	95.7



1981 (13-3/16-3)

NFC West Champions – World Champions

Bill Walsh, Coach

L	17	at Detroit (62,123), S–6	24
W	28	Chicago (49,520), S–13	17
L	17	at Atlanta (56,653), S–20	34
W	21	New Orleans (44,433), S–27	14
W	30	at Washington (51,843), O–4	17
W	45	Dallas (57,574), O–11	14
W	13	at G.B. in Milwaukee (50,171), O–18	3
W	20	Los Angeles Rams (59,190), O–25	17
W	17	at Pittsburgh (52,878), N–1	14
W	17	Atlanta (59,127), N–8	14
L	12	Cleveland (52,445), N–15	15
W	33	at Los Angeles Rams (63,456), N–22	31
W	17	New York Giants (57,186), N–29	10
W	21	at Cincinnati (56,796), D–6	3
W	28	Houston (55,707), D–13	6
W	21	at New Orleans (43,639), D–20	17
357			250

NFC PLAYOFF - JAN. 3

W	38	(at San Francisco – Candlestick Park) New York Giants (58,360)	24
---	----	---	----

NFC CHAMPIONSHIP - JAN. 10

W	28	(at San Francisco – Candlestick Park) Dallas (60,525)	27
---	----	--	----

SUPER BOWL XVI - JAN. 24

W	26	(at Pontiac, Michigan – Silverdome) Cincinnati (81,270)	21
---	----	--	----

TEAM STATISTICS

	49ers	Opp
TOTAL FIRST DOWNS	317	280
By Rushing	110	113
By Passing	183	144
By Penalties	24	23
TOTAL YARDS GAINED	5,484	4,763
By Rushing	1,941	1,918
By Passing	3,543	2,845
TOTAL PLAYS FROM SCRIMMAGE	1,106	1,014
Rushes	560	464
Average Gain Per Rush	3.5	4.1
NET YARDS PASSING	3,543	2,845
Passes Attempted	517	514
Passes Completed	328	273
Percent Completed	63.4	53.1
Had Intercepted	13	27
Times Sacked	29	36
Lost Attempting to Pass	223	290
PUNTS	93	83
Total Yardage of Punts	3,858	3,433
Average Length	41.5	41.4
KICKOFF RETURNS	45	67
Total Yards Returned	909	1,389
Average Length of Return	20.2	20.7
PENALTIES	92	108
Yards Penalized	752	866
FUMBLES	26	36
Own Fumbles Recovered	14	15
Opponents' Fumbles Recovered	21	12
FIELD GOALS	19	13
Field Goals Attempted	29	23
TOTAL POINTS SCORED	357	250
Touchdowns Scored	43	30
Touchdowns Rushing	17	10
Touchdowns Passing	20	16
Touchdown Returns	6	4
Extra Points	42	29
Safeties	0	1

SCORING

	TDs	Ru	Pa	Int	Fu	KO	Pu	PAT	FG	S	Pts
Wersching, Ray	0	0	0	0	0	0	0	30/30	17/23	0	81
Solomon, Freddie	8	0	8	0	0	0	0	0/0	0/0	0	48
Davis, Johnny	7	7	0	0	0	0	0	0/0	0/0	0	42
Patton, Ricky	5	4	1	0	0	0	0	0/0	0/0	0	30
Young, Charlie	5	0	5	0	0	0	0	0/0	0/0	0	30
Clark, Dwight	4	0	4	0	0	0	0	0/0	0/0	0	24
Bahr, Matt	0	0	0	0	0	0	0	12/12	2/6	0	18
Lott, Ronnie	3	0	0	3	0	0	0	0/0	0/0	0	18
Hicks, Dwight	2	0	0	1	1	0	0	0/0	0/0	0	12
Lawrence, Amos	2	1	0	0	0	1	0	0/0	0/0	0	12

Rookie Names in Italics

(continued)

SCORING

	TDs	Ru	Pa	Int	Fu	KO	Pu	PAT	FG	S	Pts
Montana, Joe	2	2	0	0	0	0	0	0/0	0/0	0	12
Cooper, Earl	1	1	0	0	0	0	0	0/0	0/0	0	6
Easley, Walt	1	1	0	0	0	0	0	0/0	0/0	0	6
Hofer, Paul	1	1	0	0	0	0	0	0/0	0/0	0	6
Ring, Bill	1	0	1	0	0	0	0	0/0	0/0	0	6
Wilson, Mike	1	0	1	0	0	0	0	0/0	0/0	0	6

49ERS

43	17	20	4	1	1	0	42/42	19/29	0	357
-----------	-----------	-----------	----------	----------	----------	----------	--------------	--------------	----------	------------

OPPONENTS

30	10	16	2	1	0	1	29/30	13/23	0	250
-----------	-----------	-----------	----------	----------	----------	----------	--------------	--------------	----------	------------

RUSHING

	Att	Yds	Avg	LG	TD
Patton, Ricky	152	543	3.6	28	4
Cooper, Earl	98	330	3.4	23	1
Davis, Johnny	94	297	3.2	14	7
Easley, Walt	76	224	2.9	9	1
Hofer, Paul	60	193	3.2	12	1
Ring, Bill	22	106	4.8	16	0
Montana, Joe	25	95	3.8	20t	2
Lawrence, Amos	13	48	3.7	14	1
Solomon, Freddie	9	43	4.8	16	0
Clark, Dwight	3	32	10.7	18	0
Elliott, Lenvil	7	29	4.1	9	0
Benjamin, Guy	1	1	1.0	1	0

49ERS

560	1,941	3.5	28	17
------------	--------------	------------	-----------	-----------

OPPONENTS

464	1,918	4.1	29	10
------------	--------------	------------	-----------	-----------

RECEIVING

	No	Yds	Avg	LG	TD
Clark, Dwight	85	1,105	13.0	78t	4
Solomon, Freddie	59	969	16.4	60t	8
Cooper, Earl	51	477	9.4	50	0
Young, Charlie	37	400	10.8	29	5
Hofer, Paul	27	244	9.0	22	0
Patton, Ricky	27	195	7.2	31t	1
Wilson, Michael	9	125	13.9	27t	1
Easley, Walt	9	62	6.9	21	0
Elliott, Lenvil	7	81	11.6	19	0
Ramson, Eason	4	45	11.3	16	0
Ring, Bill	3	28	9.3	21	1
Shumann, Mike	3	21	7.0	8	0
Lawrence, Amos	3	10	3.3	5	0
Davis, Johnny	3	–1	–0.3	3	0
Peets, Brian	1	5	5.0	5	0

49ERS

328	3,766	11.5	78t	20
------------	--------------	-------------	------------	-----------

OPPONENTS

273	3,135	11.5	67	16
------------	--------------	-------------	-----------	-----------

INTERCEPTIONS

	No	Yds	Avg	LG	TD
Hicks, Dwight	9	239	26.6	72	1
Lott, Ronnie	7	117	16.7	41t	3
Williamson, Carlton	4	44	11.0	28	0
Wright, Eric	3	26	8.7	26	0
McColl, Milt	1	22	22.0	22	0
Reynolds, Jack	1	0	0.0	0	0
Martin, Saladin	1	0	0.0	0	0
Turner, Keena	1	0	0.0	0	0

49ERS

27	448	16.6	72	4
-----------	------------	-------------	-----------	----------

OPPONENTS

13	297	22.9	101t	2
-----------	------------	-------------	-------------	----------

KICKOFF RETURNS

	No	Yds	Avg	LG	TD
Lawrence, Amos	17	437	25.7	92t	1
Ring, Bill	10	217	21.7	29	0
Lott, Ronnie	7	111	15.9	20	0
Wilson, Mike	4	67	16.8	22	0
Jones, Arrington	3	43	14.3	22	0
Hicks, Dwight	1	22	22.0	22	0
Ramson, Eason	1	12	12.0	12	0
Patton, Ricky	1	0	0.0	0	0
Davis, Johnny	1	0	0.0	0	0

49ERS

45	909	20.2	92t	1
-----------	------------	-------------	------------	----------

OPPONENTS

67	1,389	20.7	55	0
-----------	--------------	-------------	-----------	----------

PUNT RETURNS

	No	FC	Yds	Avg	LG	TD
--	----	----	-----	-----	----	----

Solomon, Freddie	29	6	173	6.0	19	0
------------------	----	---	-----	-----	----	---

Hicks, Dwight	19	4	171	9.0	39	0
---------------	----	---	-----	-----	----	---

49ERS

48	10	344	7.2	39	0
-----------	-----------	------------	------------	-----------	----------

OPPONENTS

57	8	664	11.7	58t	1
-----------	----------	------------	-------------	------------	----------

PUNTING

	No	Yds	Avg	TB	I–20	LG	Bk
--	----	-----	-----	----	------	----	----

Miller, Jim	93	3,858	41.5	15	14	65	0
-------------	----	-------	------	----	----	----	---

49ERS

93	3,858	41.5	15	14	65	0
-----------	--------------	-------------	-----------	-----------	-----------	----------

OPPONENTS

83	3,433	41.4	5	17	66	0
-----------	--------------	-------------	----------	-----------	-----------	----------

PASSING

	Att	Comp	Pct	Yds	LG	TD	Int	QB
--	-----	------	-----	-----	----	----	-----	----

Montana, Joe	488	311	63.7	3,565	78t	19	12	88.4
--------------	-----	-----	------	-------	-----	----	----	------

Benjamin, Guy	26	15	57.7	171	27	1	1	74.4
---------------	----	----	------	-----	----	---	---	------

Easley, Walt	1	1	100.0	5	5	0	0	87.5
--------------	---	---	-------	---	---	---	---	------

Solomon, Freddie	1	1	100.0	25	25	0	0	118.8
------------------	---	---	-------	----	----	---	---	-------

Clark, Dwight	1	0	0.0	0	0	0	0	39.6
---------------	---	---	-----	---	---	---	---	------

49ERS	517	328	63.4	3,766	78t	20	13	87.7
--------------	------------	------------	-------------	--------------	------------	-----------	-----------	-------------

OPPONENTS	514	273	53.1	3,135	67	16	27	60.2
------------------	------------	------------	-------------	--------------	-----------	-----------	-----------	-------------



1982 (3-6)

Bill Walsh, Coach

L	17	Los Angeles Raiders (59,748), S-12	23
L	21	at Denver (73,899), S-19	24
W	31	at St. Louis (38,064), N-21	20
L	20	New Orleans (51,611), N-28	23
W	30	at Los Angeles Rams (58,574), THU/D-2	24
L	37	San Diego (51,988), SAT/D-11	41
L	7	Atlanta (53,234), SUN/D-19	17
W	26	at Kansas City (24,319), D-26	13
L	20	Los Angeles Rams (54,256), J-2	21

209

206

TEAM STATISTICS

	49ers	Opp
TOTAL FIRST DOWNS	183	170
By Rushing	49	71
By Passing	121	88
By Penalties	13	11
TOTAL YARDS GAINED	3,242	3,035
By Rushing	740	1,199
By Passing	2,502	1,836
TOTAL PLAYS FROM SCRIMMAGE	587	596
Rushes	219	303
Average Gain Per Rush	3.4	4.0
NET YARDS PASSING	2,502	1,836
Passes Attempted	348	278
Passes Completed	215	158
Percent Completed	61.8	56.8
Had Intercepted	11	9
Times Sacked	20	15
Lost Attempting to Pass	166	113
PUNTS	45	50
Total Yardage of Punts	1,676	2,134
Average Length	37.2	42.7
KICKOFF RETURNS	36	40
Total Yards Returned	742	847
Average Length of Return	20.6	21.4
PENALTIES	45	58
Yards Penalized	451	542
FUMBLES	17	14
Own Fumbles Recovered	7	4
Opponents' Fumbles Recovered	10	10
FIELD GOALS	12	13
Field Goals Attempted	17	19
TOTAL POINTS SCORED	209	206
Touchdowns Scored	25	24
Touchdowns Rushing	6	9
Touchdowns Passing	17	14
Touchdown Returns	2	1
Extra Points	23	23
Safeties	0	0
AVG. TIME OF POSSESSION	28:31	31:29

SCORING

	TDs	Ru	Pa	Int	Fu	KO	Pu	PAT	FG	S	Pts
Wersching, Ray	0	0	0	0	0	0	0	23/25	12/17	0	59
Moore, Jeff	8	4	4	0	0	0	0	0/0	0/0	0	48
Clark, Dwight	5	0	5	0	0	0	0	0/0	0/0	0	30
Solomon, Freddie	3	0	3	0	0	0	0	0/0	0/0	0	18
Francis, Russ	2	0	2	0	0	0	0	0/0	0/0	0	12
Cooper, Earl	1	0	1	0	0	0	0	0/0	0/0	0	6
Lott, Ronnie	1	0	0	1	0	0	0	0/0	0/0	0	6
McLemore, Dana	1	0	0	0	0	0	1	0/0	0/0	0	6
Montana, Joe	1	1	0	0	0	0	0	0/0	0/0	0	6
Nehemiah, Renaldo	1	0	1	0	0	0	0	0/0	0/0	0	6
Ring, Bill	1	1	0	0	0	0	0	0/0	0/0	0	6
Wilson, Mike	1	0	1	0	0	0	0	0/0	0/0	0	6
49ERS	25	6	17	1	0	0	1	23/25	12/17	0	209
OPPONENTS	24	9	14	0	0	0	1	23/24	13/19	0	206

Rookie Names in Italics

RUSHING

	Att	Yds	Avg	LG	TD
Moore, Jeff	85	281	3.3	19	4
Ring, Bill	48	183	3.8	11	1
Montana, Joe	30	118	3.9	21	1
Cooper, Earl	24	77	3.2	9	0
Williams, Vince	20	68	3.4	12	0
Easley, Walt	5	11	2.2	5	0
Lawrence, Amos	5	7	1.4	4	0
Nehemiah, Renaldo	1	-1	-1.0	-1	0
Solomon, Freddie	1	-4	-4.0	-4	0
49ERS	219	740	3.4	21	6
OPPONENTS	303	1,199	4.0	54	9

RECEIVING

	No	Yds	Avg	LG	TD
Clark, Dwight	60	913	15.2	51	5
Moore, Jeff	37	405	11.0	55	4
Francis, Russ	23	278	12.1	26	2
Young, Charle	22	189	8.6	30	0
Solomon, Freddie	19	323	17.0	46t	3
Cooper, Earl	19	153	8.1	20	1
Ring, Bill	13	94	7.2	15	0
Nehemiah, Renaldo	8	161	20.1	55	1
Wilson, Mike	6	80	13.3	27	1
Williams, Vince	4	33	8.3	13	0
Ramson, Eason	2	27	13.5	21	0
Lawrence, Amos	2	12	6.0	6	0
49ERS	215	2,668	12.4	55	17
OPPONENTS	158	1,949	12.3	46	14

INTERCEPTIONS

	No	Yds	Avg	LG	TD
Hicks, Dwight	3	5	1.7	3	0
Lott, Ronnie	2	95	47.5	83t	1
Wright, Eric	1	31	31.0	31	0
Horn, Bob	1	19	19.0	19	0
Reynolds, Jack	1	0	0.0	0	0
Harper, Willie	1	0	0.0	0	0
49ERS	9	150	16.7	83t	1
OPPONENTS	11	130	11.8	32	0

KICKOFF RETURNS

	No	Yds	Avg	LG	TD
McLemore, Dana	16	353	22.1	45	0
Lawrence, Amos	9	190	21.1	30	0
Ring, Bill	6	145	24.2	41	0
Ramson, Eason	2	20	10.0	13	0
Ferrari, Ron	2	19	9.5	11	0
Moore, Jeff	1	15	15.0	15	0
49ERS	36	742	20.6	45	0
OPPONENTS	40	857	21.4	55	0

PUNT RETURNS

	No	FC	Yds	Avg	LG	TD
McLemore, Dana	7	0	156	22.3	93t	1
Solomon, Freddie	13	1	122	9.4	27	0
Hicks, Dwight	10	1	54	5.4	13	0
Ring, Bill	0	1	0	0.0	0	0
49ERS	30	3	332	11.1	93t	1
OPPONENTS	20	4	224	11.2	67t	1

PUNTING

	No	Yds	Avg	TB	I-20	LG	Bk
Miller, Jim	44	1,676	38.1	3	11	80	1
49ERS	44	1,676	38.1	3	11	80	1
OPPONENTS	50	2,134	42.7	5	10	58	0

PASSING

	Att	Comp	Pct	Yds	LG	TD	Int	QB
Montana, Joe	346	213	61.6	2,613	55	17	11	88.0
Francis, Russ	1	1	100.0	45	45	0	0	118.8
Benjamin, Guy	1	1	100.0	10	10	0	0	108.3
49ERS	348	215	61.8	2,668	55	17	11	88.6
OPPONENTS	278	158	56.8	1,949	46	14	9	82.0



1983 (10-6/11-7)

NFC West Champions

Bill Walsh, Coach

L	17	Philadelphia (55,775), SAT /S-3	22
W	48	at Minnesota (58,167), THU /S-8	17
W	42	at St. Louis (38,130), S-18	27
W	24	Atlanta (57,814), S-25	20
W	33	at New England (54,293), O-2	13
L	7	Los Angeles Rams (59,119), O-9	10
W	32	at New Orleans (68,134), O-16	13
W	45	at Los Angeles Rams (66,070), O-23	35
L	13	New York Jets (54,796), O-30	27
L	17	Miami (57,832), N-6	20
W	27	New Orleans (40,022), N-13	0
L	24	at Atlanta (32,782), N-20	28
L	3	at Chicago (40,483), N-27	13
W	35	Tampa Bay (49,773), D-4	21
W	23	at Buffalo (38,039), D-11	10
W	42	Dallas (59,957), MON /D-19	17

432

293

NFC PLAYOFF - DEC. 31

(at San Francisco - Candlestick Park)

W	24	Detroit (58,386)- SAT	23
---	----	------------------------------	----

NFC CHAMPIONSHIP - JAN. 8

(at Washington, DC - RFK Stadium)

L	21	Washington (55,363)	24
---	----	---------------------	----

TEAM STATISTICS

	49ers	Opp
TOTAL FIRST DOWNS	344	302
By Rushing	129	98
By Passing	199	181
By Penalties	16	23
TOTAL YARDS GAINED	6,054	5,189
By Rushing	2,257	1,936
By Passing	3,797	3,253
TOTAL PLAYS FROM SCRIMMAGE	1,072	1,032
Rushes	511	449
Average Gain Per Rush	4.4	4.3
NET YARDS PASSING	3,797	3,253
Passes Attempted	528	526
Passes Completed	339	322
Percent Completed	64.2	61.2
Had Intercepted	12	24
Times Sacked	33	57
Lost Attempting to Pass	224	448
PUNTS	65	73
Total Yardage of Punts	2,552	2,993
Average Length	39.3	41.0
KICKOFF RETURNS	52	78
Total Yards Returned	958	1,675
Average Length of Return	18.4	21.5
PENALTIES	89	91
Yards Penalized	695	793
FUMBLES	27	39
Own Fumbles Recovered	8	21
Opponents' Fumbles Recovered	18	19
FIELD GOALS	25	17
Field Goals Attempted	30	27
TOTAL POINTS SCORED	432	293
Touchdowns Scored	51	35
Touchdowns Rushing	17	10
Touchdowns Passing	27	23
Touchdown Returns	7	2
Extra Points	51	32
Safeties	0	0
AVG. TIME OF POSSESSION	30:12	29:48

SCORING	TDs	Ru	Pa	Int	Fu	KO	Pu	PAT	FG	S	Pts
Wersching, Ray	0	0	0	0	0	0	0	51/51	25/30	0	126
Craig, Roger	12	8	4	0	0	0	0	0/0	0/0	0	72
Clark, Dwight	8	0	8	0	0	0	0	0/0	0/0	0	48
Tyler, Wendell	6	4	2	0	0	0	0	0/0	0/0	0	36
Francis, Russ	4	0	4	0	0	0	0	0/0	0/0	0	24
Solomon, Freddie	4	0	4	0	0	0	0	0/0	0/0	0	24
Cooper, Earl	3	0	3	0	0	0	0	0/0	0/0	0	18

Rookie Names in Italics

(continued)

SCORING	TDs	Ru	Pa	Int	Fu	KO	Pu	PAT	FG	S	Pts
Hicks, Dwight	2	0	0	2	0	0	0	0/0	0/0	0	12
Montana, Joe	2	2	0	0	0	0	0	0/0	0/0	0	12
Ring, Bill	2	2	0	0	0	0	0	0/0	0/0	0	12
Wright, Eric	2	0	0	2	0	0	0	0/0	0/0	0	12
Board, Dwaine	1	0	0	0	1	0	0	0/0	0/0	0	6
Collier, Tim	1	0	0	1	0	0	0	0/0	0/0	0	6
McLemore, Dana	1	0	0	0	0	0	1	0/0	0/0	0	6
Moore, Jeff	1	1	0	0	0	0	0	0/0	0/0	0	6
Nehemiah, Renaldo	1	0	1	0	0	0	0	0/0	0/0	0	6
Ramson, Eason	1	0	1	0	0	0	0	0/0	0/0	0	6
49ERS	51	17	27	5	1	0	1	51/51	25/30	0	432
OPPONENTS	35	10	23	1	1	0	1	32/33	17/27	0	293

RUSHING	Att	Yds	Avg	LG	TD
Tyler, Wendell	176	856	4.9	39	4
Craig, Roger	176	725	4.1	71	8
Montana, Joe	61	284	4.7	18	2
Ring, Bill	64	254	4.0	25	2
Moore, Jeff	15	43	2.9	14	1
Orosz, Tom	2	39	19.5	23	0
Monroe, Carl	10	23	2.3	5	0
Clark, Dwight	3	18	6.0	9	0
Cavanaugh, Matt	1	8	8.0	8	0
Ramson, Eason	1	3	3.0	3	0
Solomon, Freddie	1	3	3.0	3	0
Benjamin, Guy	1	1	1.0	1	0
49ERS	511	2,257	4.4	71	17
OPPONENTS	449	1,936	4.3	49	10

RECEIVING	No	Yds	Avg	LG	TD
Clark, Dwight	70	840	12.0	46t	8
Craig, Roger	48	427	8.9	23	4
Tyler, Wendell	34	285	8.4	26	2
Francis, Russ	33	357	10.8	25	4
Solomon, Freddie	31	662	21.4	77t	4
Wilson, Mike	30	433	14.4	49	0
Ring, Bill	23	182	7.9	24	0
Moore, Jeff	19	206	10.8	34	0
Nehemiah, Renaldo	17	236	13.9	27	1
Ramson, Eason	17	125	7.4	16	1
Cooper, Earl	15	207	13.8	73t	3
Monroe, Carl	2	61	30.5	50	0
49ERS	339	4,021	11.9	77t	27
OPPONENTS	322	3,701	11.5	76t	23

INTERCEPTIONS	No	Yds	Avg	LG	TD
Wright, Eric	7	164	23.4	60t	2
Williamson, Carlton	4	51	12.8	26	0
Lott, Ronnie	4	22	5.5	22	0
Collier, Tim	3	32	10.7	32t	1
Hicks, Dwight	2	102	51.0	62t	2
Leopold, Bobby	2	13	6.5	9	0
Harper, Willie	1	37	37.0	37	0
Pillers, Lawrence	1	16	16.0	16	0
49ERS	24	437	18.2	62t	5
OPPONENTS	12	168	14.0	43t	1

KICKOFF RETURNS	No	Yds	Avg	LG	TD
McLemore, Dana	30	576	19.2	39	0
Monroe, Carl	8	152	19.0	32	0
Moore, Jeff	7	117	16.7	46	0
Ring, Bill	4	68	17.0	18	0
Cooper, Earl	3	45	15.0	20	0
49ERS	52	958	18.4	46	0
OPPONENTS	78	1,675	21.5	50	0

PUNT RETURNS	No	FC	Yds	Avg	LG	TD
McLemore, Dana	31	6	331	10.7	56t	1
Solomon, Freddie	5	3	34	6.8	11	0
49ERS	36	9	365	10.1	56t	1
OPPONENTS	38	7	278	7.3	19	0

PUNTING	No	Yds	Avg	TB	I-20	LG	Bk
Orosz, Tom	65	2,552	39.3	6	16	61	1
49ERS	65	2,552	38.7	6	17	61	1
OPPONENTS	73	2,993	40.5	9	15	60	1

PASSING	Att	Comp	Pct	Yds	LG	TD	Int	QB
Montana, Joe	515	332	64.5	3,910	77t	26	12	94.5
Benjamin, Guy	12	7	58.3	111	73t	1	0	117.0
Clark, Dwight	1	0	0.0	0	0	0	0	39.6
49ERS	528	339	64.2	4,021	77t	27	12	94.9
OPPONENTS	526	322	61.2	3,701	76t	23	24	78.0



1984 (15-1/18-1)
NFC West Champions – World Champions

Bill Walsh, Coach

W	30	at Detroit (56,782), S–2	27
W	37	Washington (59,707), MON /S–10	31
W	30	New Orleans (57,611), S–16	20
W	21	at Philadelphia (62,771), S–23	9
W	14	Atlanta (57,990), S–30	5
W	31	at New York Giants (76,112), MON /O–8	10
L	17	Pittsburgh (59,110), O–14	20
W	34	at Houston (39,900), O–21	21
W	33	at Los Angeles Rams (65,481), O–28	0
W	23	Cincinnati (58,234), N–4	17
W	41	at Cleveland (60,092), N–11	7
W	24	Tampa Bay (57,704), N–18	17
W	35	at New Orleans (65,177), N–25	3
W	35	at Atlanta (29,644), D–2	17
W	51	Minnesota (56,670), SAT /D–8	7
W	19	Los Angeles Rams (59,743), FRI /D–14	16

475

NFC PLAYOFF - DEC. 29

W	21	(at San Francisco – Candlestick Park) New York Giants (60,303)– SAT	10
---	----	---	----

NFC CHAMPIONSHIP - JAN. 6

W	23	(at San Francisco – Candlestick Park) Chicago (61,040)	0
---	----	---	---

SUPER BOWL XIX - JAN. 20

W	38	(at Palo Alto, California – Stanford Stadium) Miami (84,059)	16
---	----	---	----

TEAM STATISTICS

	49ers	Opp
TOTAL FIRST DOWNS	356	302
By Rushing	138	101
By Passing	204	173
By Penalties	14	28
TOTAL YARDS GAINED	6,366	5,176
By Rushing	2,465	1,795
By Passing	3,901	3,381
TOTAL PLAYS FROM SCRIMMAGE	1,057	1,029
Rushes	534	432
Average Gain Per Rush	4.6	4.2
NET YARDS PASSING	3,901	3,381
Passes Attempted	496	546
Passes Completed	312	298
Percent Completed	62.9	54.6
Had Intercepted	10	25
Times Sacked	27	51
Lost Attempting to Pass	178	363
PUNTS	61	80
Total Yardage of Punts	2,536	3,239
Average Length	41.6	40.5
KICKOFF RETURNS	47	78
Total Yards Returned	1,039	1,499
Average Length of Return	22.1	19.2
PENALTIES	100	91
Yards Penalized	884	723
FUMBLES	26	28
Own Fumbles Recovered	14	15
Opponents' Fumbles Recovered	13	12
FIELD GOALS	25	19
Field Goals Attempted	35	25
TOTAL POINTS SCORED	475	227
Touchdowns Scored	57	24
Touchdowns Rushing	21	10
Touchdowns Passing	32	14
Touchdown Returns	4	0
Extra Points	56	19
Safeties	1	1
AVG. TIME OF POSSESSION	30:26	29:34

SCORING

	TDs	Ru	Pa	Int	Fu	KO	Pu	PAT	FG	S	Pts
Wersching, Ray	0	0	0	0	0	0	0	56/56	25/35	0	131
Solomon, Freddie	11	1	10	0	0	0	0	0/0	0/0	0	66
Craig, Roger	10	7	3	0	0	0	0	0/0	0/0	0	60
Tyler, Wendell	9	7	2	0	0	0	0	0/0	0/0	0	54
Clark, Dwight	6	0	6	0	0	0	0	0/0	0/0	0	36
Cooper, Earl	4	0	4	0	0	0	0	0/0	0/0	0	24
Ring, Bill	3	3	0	0	0	0	0	0/0	0/0	0	18
Francis, Russ	2	0	2	0	0	0	0	0/0	0/0	0	12
McLemore, Dana	2	0	0	1	0	0	0	0/0	0/0	0	12

Rookie Names in Italics

(continued)

SCORING

	TDs	Ru	Pa	Int	Fu	KO	Pu	PAT	FG	S	Pts
+Montana, Joe	2	2	0	0	0	0	0	0/1	0/0	0	12
Nehemiah, Renaldo	2	0	2	0	0	0	0	0/0	0/0	0	12
Johnson, Gary	1	0	0	0	1	0	0	0/0	0/0	1	8
Frank, John	1	0	1	0	0	0	0	0/0	0/0	0	6
Harmon, Derrick	1	1	0	0	0	0	0	0/0	0/0	0	6
Monroe, Carl	1	0	1	0	0	0	0	0/0	0/0	0	6
Shell, Todd	1	0	0	1	0	0	0	0/0	0/0	0	6
Wilson, Mike	1	0	1	0	0	0	0	0/0	0/0	0	6
49ERS	57	21	32	2	1	0	1	56/57	25/35	1	475
OPPONENTS	24	10	14	0	0	0	0	24/24	19/25	1	227

+ incomplete pass on PAT attempt

RUSHING

	Att	Yds	Avg	LG	TD
Tyler, Wendell	246	1,262	5.1	40	7
Craig, Roger	155	649	4.2	28	7
Harmon, Derrick	39	192	4.9	19	1
Ring, Bill	38	162	4.3	34	3
Montana, Joe	39	118	3.0	15	2
Solomon, Freddie	6	72	12.0	47	1
Cooper, Earl	3	13	4.3	7	0
Monroe, Carl	3	13	4.3	7	0
Runager, Max	1	–5	–5.0	–5	0
Cavanaugh, Matt	4	–11	–2.8	–1	0
49ERS	534	2,465	4.6	47	21

OPPONENTS

	No	Yds	Avg	LG	TD
Craig, Roger	71	675	9.5	64t	3
Clark, Dwight	52	880	16.9	80t	6
Cooper, Earl	41	459	11.2	26	4
Solomon, Freddie	40	737	18.4	64t	10
Tyler, Wendell	28	230	8.2	26t	2
Francis, Russ	23	285	12.4	32	2
Nehemiah, Renaldo	18	357	19.8	59t	2
Wilson, Mike	17	245	14.4	44	1
Monroe, Carl	11	139	12.6	47	1
Frank, John	7	60	8.6	21	1
Ring, Bill	3	10	3.3	15	0
Harmon, Derrick	1	2	2.0	2	0
49ERS	312	4,079	13.1	80t	32

INTERCEPTIONS

	No	Yds	Avg	LG	TD
Turner, Keena	4	51	12.8	21	0
Lott, Ronnie	4	26	6.5	15	0
Shell, Todd	3	81	27.0	53t	1
Hicks, Dwight	3	42	14.0	29	0
McLemore, Dana	2	54	27.0	54t	1
Williamson, Carlton	2	42	21.0	26	0
Fahnhorst, Jim	2	9	4.5	9	0
Wright, Eric	2	0	0.0	0	0
Fuller, Jeff	1	38	38.0	38	0
Bunz, Dan	1	2	2.0	2	0
Clark, Mario	1	0	0.0	0	0
49ERS	25	345	13.8	54t	2

OPPONENTS

	No	Yds	Avg	LG	TD
Monroe, Carl	27	561	20.8	44	0
Harmon, Derrick	13	357	27.5	51	0
McLemore, Dana	3	80	26.7	50	0
Ring, Bill	1	27	27.0	27	0
Wilson, Mike	1	14	14.0	14	0
Cooper, Earl	1	0	0.0	0	0
McIntyre, Guy	1	0	0.0	0	0
49ERS	47	1,039	22.1	51	0

OPPONENTS

	No	FC	Yds	Avg	LG	TD
McLemore, Dana	45	11	521	11.6	79t	1
49ERS	45	11	521	11.6	79t	1
OPPONENTS	30	4	190	6.3	25	0

PUNTING

	No	Yds	Avg	TB	I–20	LG	Blk
Runager, Max	56	2,341	41.8	12	18	59	1
Orosz, Tom	5	195	39.0	0	1	55	0
49ERS	61	2,536	40.9	12	19	59	1
OPPONENTS	80	3,239	40.5	4	13	58	1

PASSING

	Att	Comp	Pct	Yds	LG	TD	Int	QB
Montana, Joe	432	279	64.6	3,630	80t	28	10	102.9
Cavanaugh, Matt	61	33	54.1	449	51t	4	0	99.7
Harmon, Derrick	2	0	0.0	0	0	0	0	39.6
Clark, Dwight	1	0	0.0	0	0	0	0	39.6
49ERS	496	312	62.9	4,079	80t	32	10	101.9
OPPONENTS	546	298	54.6	3,744	61	14	25	65.6



1985 (10-6/10-7)

Bill Walsh, Coach

L	21	at Minnesota (57,375), S-8	28
W	35	Atlanta (58,923), S-15	16
W	34	at Los Angeles Raiders (87,006)/, S-22	10
L	17	New Orleans (58,053), S-29	20
W	38	at Atlanta (44,740), O-6	17
L	10	Chicago (60,523), O-13	26
L	21	at Detroit (67,715), O-20	23
W	28	at Los Angeles Rams (65,939), O-27	14
W	24	Philadelphia (58,383), N-3	13
L	16	at Denver (73,173), MON N-11	17
W	31	Kansas City (56,447), N-17	3
W	19	Seattle (57,482), MON N-25	6
W	35	at Washington (51,321), D-1	8
L	20	Los Angeles Rams (60,581), MON D-9	27
W	31	at New Orleans (46,065), D-15	19
W	31	Dallas (60,114), D-22	16

411

263

NFC WILD CARD - DEC. 28

(at Meadowlands, N.J. — Giants Stadium)

L	3	New York Giants (75,842)— SAT	17
---	---	--------------------------------------	----

TEAM STATISTICS

	49ers	Opp
TOTAL FIRST DOWNS	340	293
By Rushing	137	89
By Passing	179	183
By Penalties	24	21
TOTAL YARDS GAINED	5,920	5,191
By Rushing	2,232	1,683
By Passing	3,688	3,508
TOTAL PLAYS FROM SCRIMMAGE	1,069	1,116
Rushes	477	435
Average Gain Per Rush	4.7	3.9
NET YARDS PASSING	3,688	3,508
Passes Attempted	550	621
Passes Completed	331	346
Percent Completed	60.2	55.7
Had Intercepted	14	18
Times Sacked	42	60
Lost Attempting to Pass	299	457
PUNTS	86	92
Total Yardage of Punts	3,422	3,644
Average Length	39.8	39.6
KICKOFF RETURNS	58	72
Total Yards Returned	1,269	1,485
Average Length of Return	21.9	20.6
PENALTIES	105	106
Yards Penalized	868	778
FUMBLES	29	31
Own Fumbles Recovered	9	14
Opponents' Fumbles Recovered	17	20
FIELD GOALS	13	27
Field Goals Attempted	21	35
TOTAL POINTS SCORED	411	263
Touchdowns Scored	53	26
Touchdowns Rushing	20	10
Touchdowns Passing	28	11
Touchdown Returns	5	5
Extra Points	52	24
Safeties	1	1
AVG. TIME OF POSSESSION	28:45	31:15

SCORING	TDs	Ru	Pa	Int	Fu	KO	Pu	PAT	FG	S	Pts
Wersching, Ray	0	0	0	0	0	0	0	52/53	13/21	0	91
Craig, Roger	15	9	6	0	0	0	0	0/0	0/0	0	90
Clark, Dwight	10	0	10	0	0	0	0	0/0	0/0	0	60
Tyler, Wendell	8	6	2	0	0	0	0	0/0	0/0	0	48
Rice, Jerry	4	1	3	0	0	0	0	0/0	0/0	0	24
Francis, Russ	3	0	3	0	0	0	0	0/0	0/0	0	18
Montana, Joe	3	3	0	0	0	0	0	0/0	0/0	0	18
Wilson, Mike	2	0	2	0	0	0	0	0/0	0/0	0	12
Frank, John	1	0	1	0	0	0	0	0/0	0/0	0	6
McColl, Milt	1	0	0	0	1	0	0	0/0	0/0	0	6
McIntyre, Guy	1	0	0	0	1	0	0	0/0	0/0	0	6

Rookie Names in Italics

(continued)

SCORING	TDs	Ru	Pa	Int	Fu	KO	Pu	PAT	FG	S	Pts
Monroe, Carl	1	0	0	0	0	1	0	0/0	0/0	0	6
Ring, Bill	1	1	0	0	0	0	0	0/0	0/0	0	6
Solomon, Freddie	1	0	1	0	0	0	0	0/0	0/0	0	6
Turner, Keena	1	0	0	0	1	0	0	0/0	0/0	0	6
Williamson, Carlton	1	0	0	1	0	0	0	0/0	0/0	0	6
Harty, John	0	0	0	0	0	0	0	0/0	0/0	1	2
49ERS	53	20	28	1	3	1	0	52/53	13/21	1	411
OPPONENTS*	26	10	11	1	0	12**	24/26	27/35	1	263	

*ret. blkd FGA **rcvrd blkd punt (1)

RUSHING	Att	Yds	Avg	LG	TD
Craig, Roger	214	1,050	4.9	62t	9
Tyler, Wendell	171	867	5.1	30	6
Montana, Joe	42	153	3.6	16	3
Harmon, Derrick	28	92	3.3	17	0
Rice, Jerry	6	26	4.3	15t	1
Ring, Bill	8	23	2.9	9t	1
Cooper, Earl	2	12	6.0	14	0
Cavanaugh, Matt	4	5	1.3	13	0
Solomon, Freddie	2	4	2.0	6	0
49ERS	477	2,232	4.7	62t	20
OPPONENTS	435	1,683	3.9	41	10

RECEIVING	No	Yds	Avg	LG	TD
Craig, Roger	92	1,016	11.0	73	6
Clark, Dwight	54	705	13.1	49t	10
Rice, Jerry	49	927	18.9	66t	3
Francis, Russ	44	478	10.9	25	3
Solomon, Freddie	25	259	10.4	39	1
Tyler, Wendell	20	154	7.7	16	2
Harmon, Derrick	14	123	8.8	42	0
Wilson, Mike	10	165	16.5	52t	2
Monroe, Carl	10	51	5.1	9	0
Frank, John	7	50	7.1	14	1
Cooper, Earl	4	45	11.3	20	0
Ring, Bill	2	14	7.0	8	0
49ERS	331	3,987	12.0	73	28
OPPONENTS	346	3,965	11.5	82t	11

INTERCEPTIONS	No	Yds	Avg	LG	TD
Lott, Ronnie	6	68	11.3	25	0
Hicks, Dwight	4	68	17.0	25	0
Williamson, Carlton	3	137	45.7	82	1
Kovach, Jim (N.O./SF)	1	53	53.0	53	0
Shell, Todd	1	33	33.0	33	0
Fuller, Jeff	1	4	4.0	4	0
McLemore, Dana	1	0	0.0	0	0
Walter, Mike	1	0	0.0	0	0
Wright, Eric	1	0	0.0	0	0
49ERS	18	310	17.2	82	1
OPPONENTS	14	80	5.7	41t	1

KICKOFF RETURNS	No	Yds	Avg	LG	TD
Monroe, Carl	28	717	25.6	95t	1
Harmon, Derrick	23	467	20.3	37	0
McLemore, Dana	4	76	19.0	26	0
Rice, Jerry	1	6	6.0	6	0
Lott, Ronnie	1	2	2.0	2	0
Frank, John	1	1	1.0	1	0
49ERS	58	1,269	21.9	95t	1
OPPONENTS	72	1,485	20.6	86t	1

PUNT RETURNS	No	FC	Yds	Avg	LG	TD
McLemore, Dana	38	14	258	6.8	22	0
49ERS	38	14	258	6.8	22	0
OPPONENTS	33	6	294	8.9	63t	1

PUNTING	No	Yds	Avg	TB	I-20	LG	Bik
Runager, Max	86	3,422	39.8	9	30	57	1
49ERS	86	3,422	39.3	9	30	57	1
OPPONENTS	92	3,644	39.6	7	23	58	0

PASSING	Att	Comp	Pct	Yds	LG	TD	Int	QB
Montana, Joe	494	303	61.3	3,653	73	27	13	91.3
Cavanaugh, Matt	54	28	51.9	334	41t	1	1	69.5
Harmon, Derrick	1	0	0.0	0	0	0	0	39.6
Solomon, Freddie	1	0	0.0	0	0	0	0	39.6
49ERS	550	331	60.2	3,987	73	28	14	88.8
OPPONENTS	621	346	55.7	3,965	82t	11	18	68.9



1986 (10-5-1/10-6-1)

NFC West Champions

Bill Walsh, Coach

W	31	at Tampa Bay (50,780), S-7	7
L	13	at Los Angeles Rams (65,195), S-14	16
W	26	New Orleans (58,297), S-21	17
W	31	at Miami (70,264), S-28	17
W	35	Indianapolis (57,252), O-5	14
L	24	Minnesota (58,637), O-12	(OT) 27
T	10	at Atlanta (55,306), O-19	(OT) 10
W	31	at G.B. in Milwaukee (50,557), O-26	17
L	10	at New Orleans (52,234), N-2	23
W	43	St. Louis (59,172), N-9	17
L	6	at Washington (54,774), MON/N-17	14
W	20	Atlanta (58,747), N-23	0
L	17	New York Giants (59,777), MON/D-1	21
W	24	New York Jets (58,091), D-7	10
W	29	at New England (60,787), D-14	24
W	24	Los Angeles Rams (60,266), FRI/D-19	14

374

247

NFC PLAYOFF - JAN. 4

(at Meadowlands, N.J. - Giants Stadium)

L	3	New York Giants (76,034)	49
---	---	--------------------------	----

TEAM STATISTICS

	49ers	Opp
TOTAL FIRST DOWNS	346	285
By Rushing	114	97
By Passing	213	169
By Penalties	19	19
TOTAL YARDS GAINED	6,082	4,880
By Rushing	1,986	1,555
By Passing	4,096	3,325
TOTAL PLAYS FROM SCRIMMAGE	1,118	1,061
Rushes	510	406
Average Gain Per Rush	3.9	3.8
NET YARDS PASSING	4,096	3,325
Passes Attempted	582	604
Passes Completed	353	324
Percent Completed	60.7	53.6
Had Intercepted	20	39
Times Sacked	26	51
Lost Attempting to Pass	203	448
PUNTS	85	91
Total Yardage of Punts	3,450	3,765
Average Length	40.6	41.4
KICKOFF RETURNS	42	71
Total Yards Returned	757	1,598
Average Length of Return	18.0	22.5
PENALTIES	95	89
Yards Penalized	691	653
FUMBLES	32	31
Own Fumbles Recovered	23	21
Opponents' Fumbles Recovered	10	9
FIELD GOALS	25	15
Field Goals Attempted	35	25
TOTAL POINTS SCORED	374	235
Touchdowns Scored	43	29
Touchdowns Rushing	16	8
Touchdowns Passing	21	18
Touchdown Returns	6	1
Extra Points	41	28
Safeties	0	0

AVG. TIME OF POSSESSION

30:28

29:32

SCORING

	TDs	Ru	Pa	Int	Fu	KO	Pu	PAT	FG	S	Pts
Wersching, Ray	0	0	0	0	0	0	0	41/42	25/35	0	116
Rice, Jerry	16	1	15	0	0	0	0	0/0	0/0	0	96
Craig, Roger	7	7	0	0	0	0	0	0/0	0/0	0	42
Cribbs, Joe	5	5	0	0	0	0	0	0/0	0/0	0	30
Clark, Dwight	2	0	2	0	0	0	0	0/0	0/0	0	12
Frank, John	2	0	2	0	0	0	0	0/0	0/0	0	12
Holmoe, Tom	2	0	0	2	0	0	0	0/0	0/0	0	12
Francis, Russ	1	0	1	0	0	0	0	0/0	0/0	0	6
Griffin, Don	1	0	0	0	0	0	1	0/0	0/0	0	6
Harmon, Derrick	1	1	0	0	0	0	0	0/0	0/0	0	6
Lott, Ronnie	1	0	0	1	0	0	0	0/0	0/0	0	6
McKyer, Tim	1	0	0	1	0	0	0	0/0	0/0	0	6
Moroski, Mike	1	1	0	0	0	0	0	0/0	0/0	0	6
Nixon, Tory	1	0	0	1	0	0	0	0/0	0/0	0	6

Rookie Names in Italics

(continued)

SCORING

	TDs	Ru	Pa	Int	Fu	KO	Pu	PAT	FG	S	Pts
Rathman, Tom	1	1	0	0	0	0	0	0/0	0/0	0	6
Wilson, Mike	1	0	1	0	0	0	0	0/0	0/0	0	6
49ERS	43	16	21	5	0	0	1	41/42	25/35	0	374
OPPONENTS*	27	8	18	0	0	1	1**	28/29	15/25	0	235

*ret. blkd FGA **rcvrd blkd punt

RUSHING

	Att	Yds	Avg	LG	TD
Craig, Roger	204	830	4.1	25	7
Cribbs, Joe	152	590	3.9	19	5
Rathman, Tom	33	138	4.2	29t	1
Tyler, Wendell	31	127	4.1	14	0
Harmon, Derrick	27	77	2.9	15	1
Rice, Jerry	10	72	7.2	18	1
Kemp, Jeff	15	49	3.3	12	0
Cherry, Tony	11	42	3.8	10	0
Montana, Joe	17	38	2.2	17	0
Moroski, Mike	6	22	3.7	12	1
Ring, Bill	3	4	1.3	4	0
Frank, John	1	-3	-3.0	-3	0

49ERS

510

1,986

3.9

29t

16

OPPONENTS

406

1,555

3.8

36

8

RECEIVING

	No	Yds	Avg	LG	TD
Rice, Jerry	86	1,570	18.3	66t	15
Craig, Roger	81	624	7.7	48	0
Clark, Dwight	61	794	13.0	45t	2
Francis, Russ	41	505	12.3	52	1
Cribbs, Joe	35	346	9.9	33	0
Rathman, Tom	13	121	9.3	14	0
Wilson, Mike	9	104	11.6	18	1
Frank, John	9	61	6.8	17	2
Harmon, Derrick	8	78	9.8	15	0
Crawford, Derrick	5	70	14.0	42	0
Margerum, Ken	2	12	6.0	6	0
Monroe, Carl	2	6	3.0	5	0
Ring, Bill	1	8	8.0	8	0

49ERS

353

4,299

12.2

66t

21

OPPONENTS

324

3,773

11.7

84t

18

INTERCEPTIONS

	No	Yds	Avg	LG	TD
Lott, Ronnie	10	134	13.4	57t	1
McKyer, Tim	6	33	5.5	21t	1
Fahnhorst, Jim	4	52	13.0	46	0
Fuller, Jeff	4	44	11.0	26	0
Holmoe, Tom	3	149	49.7	78t	2
Williamson, Carlton	3	3	1.0	2	0
Griffin, Don	3	0	0.0	0	0
Nixon, Tory	2	106	53.0	88t	1
Tuiasosopo, Manu	1	22	22.0	22	0
Cousineau, Tom	1	18	18.0	18	0
Turner, Keena	1	9	9.0	9	0
Haley, Charles	1	8	8.0	8	0

49ERS

39

578

14.8

88t

5

OPPONENTS

20

205

10.3

57

0

KICKOFF RETURNS

	No	Yds	Avg	LG	TD
Crawford, Derrick	15	280	18.7	34	0
Monroe, Carl	8	139	17.4	25	0
Griffin, Don	5	97	19.4	28	0
Harmon, Derrick	4	82	20.5	28	0
Rathman, Tom	3	66	22.0	22	0
Cherry, Tony	2	29	14.5	17	0
Frank, John	2	24	12.0	16	0
McKyer, Tim	1	15	15.0	15	0
Ring, Bill	1	15	15.0	15	0
Wilson, Mike	1	10	10.0	10	0
49ERS	42	757	18.0	34	0
OPPONENTS	71	1,598	22.5	101t	1

PUNT RETURNS

	No	FC	Yds	Avg	LG	TD
Griffin, Don	38	18	377	9.9	76t	1
Crawford, Derrick	4	0	15	3.8	9	0
McKyer, Tim	1	1	5	5.0	5	0

49ERS

43

19

397

9.2

76t

1

OPPONENTS

49

12

373

7.6

39

1

PUNTING

	No	Yds	Avg	TB	I-20	LG	Bik
Runager, Max	83	3,450	41.6	8	23	62	2
49ERS	85	3,450	40.6	8	23	62	2
OPPONENTS	91	3,765	41.4	9	20	73	0

PASSING

	Att	Comp	Pct	Yds	LG	TD	Int	QB
Montana, Joe	307	191	62.2	2,236	48	8	9	80.7
Kemp, Jeff	200	119	59.5	1,554	66t	11	8	85.7
Moroski, Mike	73	42	57.5	493	52t	2	3	70.2
Rice, Jerry	2	1	50.0	16	16t	0	0	77.1
49ERS	582	353	60.7	4,299	66t	21	20	81.1
OPPONENTS	604	324	53.6	3,773	84t	18	39	55.8



1987 (13-2/13-3)

NFC West Champions

Bill Walsh, Coach

L	17	at Pittsburgh (55,735), S-13	30
W	27	at Cincinnati (53,498), S-20	26
		*Philadelphia, S-27	
W	41	at New York Giants (16,471), MON/O-5	21
W	25	at Atlanta (8,684), O-11	17
W	34	St. Louis (38,094), O-18	28
W	24	at New Orleans (60,497), O-25	22
W	31	at Los Angeles Rams (55,328), N-1	10
W	27	Houston (59,740), N-8	20
L	24	New Orleans (60,436), N-15	26
W	24	at Tampa Bay (63,211), N-22	10
W	38	Cleveland (60,243), SUN/N-29	24
W	23	at Green Bay (51,118), D-6	12
W	41	Chicago (63,509), MON/D-14	0
W	35	Atlanta (54,698), D-20	7
W	48	Los Angeles Rams (57,953), SUN/D-27	0
459			253

NFC PLAYOFF -JAN. 9

(at San Francisco - Candlestick Park)

L	24	Minnesota (62,547)-SAT	36
---	----	------------------------	----

* Game canceled due to NFL players' strike.

TEAM STATISTICS											49ers	Opp									
TOTAL FIRST DOWNS											357	250									
By Rushing											134	95									
By Passing											202	132									
By Penalties											21	23									
TOTAL YARDS GAINED											5,987	4,095									
By Rushing											2,237	1,611									
By Passing											3,750	2,484									
TOTAL PLAYS FROM SCRIMMAGE											1,054	933									
Rushes											524	429									
Average Gain Per Rush											4.3	3.8									
NET YARDS PASSING											3,750	2,484									
Passes Attempted											501	467									
Passes Completed											322	224									
Percent Completed											64.3	48.0									
Had Intercepted											14	25									
Times Sacked											29	37									
Lost Attempting to Pass											205	287									
PUNTS											68	72									
Total Yardage of Punts											2,541	2,850									
Average Length											37.4	39.6									
KICKOFF RETURNS											55	76									
Total Yards Returned											1,144	1,598									
Average Length of Return											20.8	21.0									
PENALTIES											88	80									
Yards Penalized											792	660									
FUMBLES											25	30									
Own Fumbles Recovered											13	17									
Opponents' Fumbles Recovered											13	12									
FIELD GOALS											16	24									
Field Goals Attempted											23	35									
TOTAL POINTS SCORED											459	253									
Touchdowns Scored											59	26									
Touchdowns Rushing											11	8									
Touchdowns Passing											44	13									
Touchdown Returns											4	5									
Extra Points											55	25									
Safeties											1	0									
AVG. TIME OF POSSESSION											31:43	28:17									
SCORING											TDs	Ru	Pa	Int	Fu	KO	Pu	PAT	FG	S	Pts
Rice, Jerry											23	1	22	0	0	0	0	0/0	0/0	0	138
Wersching, Ray											0	0	0	0	0	0	0	44/46	13/17	0	83
Clark, Dwight											5	0	5	0	0	0	0	0/0	0/0	0	30
Wilson, Mike											5	0	5	0	0	0	0	0/0	0/0	0	30
Craig, Roger											4	3	1	0	0	0	0	0/0	0/0	0	24
Rathman, Tom											4	1	3	0	0	0	0	0/0	0/0	0	24
Brockhaus, Jeff											0	0	0	0	0	0	0	11/13	3/6	0	20
Frank, John											3	0	3	0	0	0	0	0/0	0/0	0	18
Heller, Ron											3	0	3	0	0	0	0	0/0	0/0	0	18
Cribbs, Joe											2	1	0	0	0	1	0	0/0	0/0	0	12
Cherry, Tony											1	1	0	0	0	0	0	0/0	0/0	0	6
Greer, Terry											1	0	1	0	0	0	0	0/0	0/0	0	6
McLemore, Dana											1	0	0	0	0	0	1	0/0	0/0	0	6
Monroe, Carl											1	0	1	0	0	0	0	0/0	0/0	0	6
Montana, Joe											1	1	0	0	0	0	0	0/0	0/0	0	6
Rodgers, Del											1	1	0	0	0	0	0	0/0	0/0	0	6
Stevens, Mark											1	1	0	0	0	0	0	0/0	0/0	0	6
Taylor, John											1	0	0	0	1	0	0	0/0	0/0	0	6
Wells, Mike											1	0	0	0	0	0	1*	0/0	0/0	0	6
Young, Steve											1	1	0	0	0	0	0	0/0	0/0	0	6
Fuller, Jeff											0	0	0	0	0	1	2	0/0	0/0	1	2
49ERS											59	11	44	0	1	1	2	55/59	16/23	1	459
OPPONENTS**											26	8	13	0	3	0	1*	25/26	24/35	0	253

*returned blocked punt **recovered blocked punt

Rookie Names in Italics

RUSHING		Att	Yds	Avg	LG	TD			
Craig, Roger		215	815	3.8	25	3			
Cribbs, Joe		70	300	4.3	20	1			
Rathman, Tom		62	257	4.2	35	1			
Young, Steve		26	190	7.3	29t	1			
Montana, Joe		35	141	4.0	20	1			
Sydney, Harry		29	125	4.3	15	0			
Varajon, Mike		18	82	4.6	11	0			
Cherry, Tony		13	65	5.0	16	1			
Rice, Jerry		8	51	6.4	17	1			
Hardy, Andre		7	48	6.9	14	0			
Rodgers, Del		11	46	4.2	15	1			
Stevens, Mark		10	45	4.5	16	1			
DuBose, Doug		10	33	3.3	11	0			
Monroe, Carl		2	26	13.0	17	0			
Flagler, Terrence		6	11	1.8	5	0			
Frank, John		1	2	2.0	2	0			
Blount, Ed		1	0	0.0	0	0			
49ERS		524	2,237	4.3	35	11			
OPPONENTS		429	1,611	3.8	57	8			
RECEIVING		No	Yds	Avg	LG	TD			
Craig, Roger		66	492	7.5	35t	1			
Rice, Jerry		65	1,078	16.6	57t	22			
Rathman, Tom		30	329	11.0	29	3			
Wilson, Mike		29	450	15.5	46t	5			
Frank, John		26	296	11.4	27	3			
Clark, Dwight		24	290	12.1	40t	5			
Francis, Russ		22	202	9.2	19	0			
Heller, Ron		12	165	13.8	39t	3			
Taylor, John		9	151	16.8	34	0			
Cribbs, Joe		9	70	7.8	16	0			
Greer, Terry		6	111	18.5	50	1			
Gladney, Tony		4	60	15.0	19	0			
DuBose, Doug		4	37	9.3	14	0			
Monroe, Carl		3	66	22.0	39t	1			
Varajon, Mike		3	25	8.3	12	0			
Rodgers, Del		2	45	22.5	24	0			
Jones, Brent		2	35	17.5	22	0			
Flagler, Terrence		2	28	14.0	24	0			
Dressel, Chris		1	8	8.0	8	0			
Hardy, Andre		1	7	7.0	7	0			
Margerum, Ken		1	7	7.0	7	0			
Sydney, Harry		1	3	3.0	3	0			
49ERS		322	3,955	12.3	57t	44			
OPPONENTS		224	2,771	12.4	63t	13			
INTERCEPTIONS		No	Yds	Avg	LG	TD			
Lott, Ronnie		5	62	12.4	34	0			
Griffin, Don		5	1	0.2	1	0			
McLemore, Dana		2	35	17.5	25	0			
McKyer, Tim		2	0	0.0	0	0			
Courtney, Matt		1	30	30.0	30	0			
Williamson, Carlton		1	17	17.0	17	0			
Walter, Mike		1	16	16.0	16	0			
Turner, Keena		1	15	15.0	15	0			
Martin, Derrick		1	12	12.0	12	0			
Cousineau, Tom		1	11	11.0	11	0			
Nixon, Tory		1	5	5.0	5	0			
Shell, Todd		1	1	1.0	1	0			
Fahnhorst, Jim		1	0	0.0	0	0			
Holmoe, Tom		1	0	0.0	0	0			
McColl, Milt		1	0	0.0	0	0			
49ERS		25	205	8.2	34	0			
OPPONENTS		14	258	18.4	38	0			
KICKOFF RETURNS		No	Yds	Avg	LG	TD			
Rodgers, Del		17	358	21.1	50	0			
Cribbs, Joe		13	327	25.2	92t	1			
Sydney, Harry		12	243	20.3	30	0			
Monroe, Carl		5	91	18.2	24	0			
Flagler, Terrence		3	31	10.3	16	0			
Rathman, Tom		2	37	18.5	21	0			
McLemore, Dana		1	23	23.0	23	0			
Henley, Thomas		1	21	21.0	21	0			
Varajon, Mike		1	13	13.0	13	0			
49ERS		55	1,144	20.8	92t	1			
OPPONENTS		76	1,598	21.0	97t	1			
PUNT RETURNS		No	FC	Yds	Avg	LG	TD		
McLemore, Dana		21	7	265	12.6	83t	1		
Griffin, Don		9	2	79	8.8	29	0		
Martin, Derrick		2	0	12	6.0	9	0		
Pollard, Darryl		1	0	0	0.0	0	0		
Taylor, John		1	0	9	9.0	9	0		
49ERS		34	9	365	10.7	83t	1		
OPPONENTS		29	10	195	6.7	26	1		
PUNTING		No	Yds	Avg	TB	I-20	LG	Bk	
Runager, Max		55	2,157	39.2	7	13	56	1	
Asmus, Jim		12	384	32.0	1	3	51	0	
49ERS		67	2,541	37.4	8	16	56	1	
OPPONENTS		72	2,850	39.6	6	13	68	1	
PASSING		Att	Comp	Pct	Yds	LG	TD	Int	QB
Montana, Joe		398	266	66.8	3,054	57t	31	13	102.1
Young, Steve		69	37	53.6	570	50t	10	0	120.8
Gagliano, Bob		29	16	55.2	229	50	1	1	78.1
Stevens, Mark		4	2	50.0	52	39t	1	0	135.4
Sydney, Harry		1	1	100.0	50	50t	1	0	158.3
49ERS		501	322	64.3	3,955	57t	44	14	106.2
OPPONENTS		467	224	48.0	2,771	63t	13	25	53.8



1988 (10-6/13-6)
NFC West Champions – World Champions

Bill Walsh, Coach

W	34	at New Orleans (66,357), S–4	33
W	20	at New York Giants (75,948), S–11	17
L	17	Atlanta (60,168), S–18	34
W	38	at Seattle (62,382), S–25	7
W	20	Detroit (58,285), O–2	13
L	13	Denver (61,711), O–9	(OT) 16
W	24	at L.A. Rams (65,450), O–16	21
L	9	at Chicago (65,293), MON /O–24	10
W	24	Minnesota (60,738), O–30	21
L	23	at Phoenix (64,544), N–6	24
L	3	L.A. Raiders (54,448), N–13	9
W	37	Washington (59,268), MON /N–21	21
W	48	at San Diego (51,484), N–27	10
W	13	at Atlanta (44,048), D–4	3
W	30	New Orleans (62,977), D–11	17
L	16	L.A. Rams (62,444), SUN /D–18	38

369

NFC PLAYOFF - JAN. 1

(at San Francisco – Candlestick Park)

W	34	Minnesota (61,848)	9
---	----	--------------------	---

NFC CHAMPIONSHIP - JAN. 8

(at Chicago – Soldier Field)

W	28	at Chicago (66,946)	3
---	----	---------------------	---

SUPER BOWL XXIII - JAN. 22

(at Miami – Joe Robbie Stadium)

W	20	Cincinnati (75,129)	16
---	----	---------------------	----

TEAM STATISTICS

	49ers	Opp
TOTAL FIRST DOWNS	326	277
By Rushing	141	90
By Passing	167	160
By Penalties	18	27
TOTAL YARDS GAINED	5,900	4,575
By Rushing	2,523	1,588
By Passing	3,377	2,987
TOTAL PLAYS FROM SCRIMMAGE	1,076	1,013
Rushes	527	441
Average Gain Per Rush	4.8	3.6
NET YARDS PASSING	3,377	2,987
Passes Attempted	502	530
Passes Completed	293	292
Percent Completed	58.4	55.1
Had Intercepted	14	22
Times Sacked	47	42
Lost Attempting to Pass	298	297
PUNTS	80	86
Total Yardage of Punts	3,093	3,522
Average Length	38.7	41.0
KICKOFF RETURNS	55	73
Total Yards Returned	978	1,362
Average Length of Return	17.8	18.7
PENALTIES	115	76
Yards Penalized	986	603
FUMBLES	27	30
Own Fumbles Recovered	15	16
Opponents' Fumbles Recovered	14	12
FIELD GOALS	27	18
Field Goals Attempted	38	24
TOTAL POINTS SCORED	369	294
Touchdowns Scored	41	34
Touchdowns Rushing	18	8
Touchdowns Passing	21	25
Touchdown Returns	2	1
Extra Points	40	34
Safeties	1	1
AVG. TIME OF POSSESSION	30:31	29:29

SCORING

	TDs	Ru	Pa	Int	Fu	KO	Pu	PAT	FG	S	Pts
Cofer, Mike	0	0	0	0	0	0	0	40/41	27/38	0	121
Craig, Roger	10	9	1	0	0	0	0	0/0	0/0	0	60
Rice, Jerry	10	1	9	0	0	0	0	0/0	0/0	0	60
Taylor, John	4	0	2	0	0	0	2	0/0	0/0	0	24
Frank, John	3	0	3	0	0	0	0	0/0	0/0	0	18
Montana, Joe	3	3	0	0	0	0	0	0/0	0/0	0	18

Rookie Names in Italics

(continued)

SCORING

	TDs	Ru	Pa	Int	Fu	KO	Pu	PAT	FG	S	Pts
Wilson, Mike	3	0	3	0	0	0	0	0/0	0/0	0	18
DuBose, Doug	2	2	0	0	0	0	0	0/0	0/0	0	12
Jones, Brent	2	0	2	0	0	0	0	0/0	0/0	0	12
Rathman, Tom	2	2	0	0	0	0	0	0/0	0/0	0	12
McIntyre, Guy	1	0	1	0	0	0	0	0/0	0/0	0	6
Young, Steve	1	1	0	0	0	0	0	0/0	0/0	0	6
Haley, Charles	0	0	0	0	0	0	0	0/0	0/0	1	2

49ERS

41 18 21 0 0 0 2 40/41 27/38 1 369

OPPONENTS

34 8 25 1 0 0 0 34/34 18/24 1 294

RUSHING

	Att	Yds	Avg	LG	TD
Craig, Roger	310	1,502	4.8	46t	9
Rathman, Tom	102	427	4.2	26	2
Young, Steve	27	184	6.8	49t	1
Montana, Joe	38	132	3.5	15	3
DuBose, Doug	24	116	4.8	37t	2
Rice, Jerry	13	107	8.2	29	1
Sydney, Harry	9	50	5.6	13	0
Flagler, Terrence	3	5	1.7	4	0
Helton, Barry	1	0	0.0	0	0

49ERS

527 2,523 4.8 49t 18

OPPONENTS

441 1,588 3.6 36t 8

RECEIVING

	No	Yds	Avg	LG	TD
Craig, Roger	76	534	7.0	22	1
Rice, Jerry	64	1,306	20.4	96t	9
Rathman, Tom	42	382	9.1	24	0
Wilson, Mike	33	405	12.3	31	3
Frank, John	16	195	12.2	38	3
Taylor, John	14	325	23.2	73t	2
Heller, Ron	14	140	10.0	22	0
Greer, Terry	8	120	15.0	31	0
Jones, Brent	8	57	7.1	18t	2
DuBose, Doug	6	57	9.5	13	0
Flagler, Terrence	4	72	18.0	57	0
Chandler, Wes	4	33	8.3	9	0
Sydney, Harry	2	18	9.0	9	0
McIntyre, Guy	1	17	17.0	17t	1
Nicholas, Calvin	1	14	14.0	14	0

49ERS

293 3,675 12.5 96t 21

OPPONENTS

292 3,284 11.3 67t 25

INTERCEPTIONS

	No	Yds	Avg	LG	TD
McKyer, Tim	7	11	1.6	7	0
Lott, Ronnie	5	59	11.8	44	0
Fuller, Jeff	4	18	4.5	10	0
Holmoe, Tom	2	0	0.0	0	0
Wright, Eric	2	-2	-1.0	0	0
Turner, Keena	1	2	2.0	2	0
Carter, Michael	1	0	0.0	0	0

49ERS

22 88 4.0 44 0

OPPONENTS

14 185 13.2 47t 1

KICKOFF RETURNS

	No	Yds	Avg	LG	TD
DuBose, Doug	32	608	19.0	44	0
Taylor, John	12	225	18.8	29	0
Rodgers, Del	6	98	16.3	24	0
Craig, Roger	2	32	16.0	17	0
Sydney, Harry	1	8	8.0	8	0
Thomas, Chuck	1	5	5.0	5	0
Wilson, Mike	1	2	2.0	2	0

49ERS

55 978 17.8 44 0

OPPONENTS

73 1,362 18.7 40 1

PUNT RETURNS

	No	FC	Yds	Avg	LG	TD
Taylor, John	44	7	556	12.6	95t	2
Chandler, Wes	6	5	28	4.7	13	0
Griffin, Don	4	3	28	7.0	10	0

49ERS

54 15 612 11.3 95t 2

OPPONENTS

47 10 426 9.1 41 0

PUNTING

	No	Yds	Avg	TB	I-20	LG	Blk
Helton, Barry	78	3,069	39.3	5	22	53	1
Runager, Max	1	24	24.0	0	0	24	0

49ERS

79 3,093 39.2 5 22 53 1

OPPONENTS

86 3,522 41.0 5 21 57 0

PASSING

	Att	Comp	Pct	Yds	LG	TD	Int	QB
Montana, Joe	397	238	60.0	2,981	96t	18	10	87.9
Young, Steve	101	54	53.5	680	73t	3	3	72.2
Rice, Jerry	3	1	33.3	14	14	0	1	9.7
Sydney, Harry	1	0	0.0	0	0	0	0	39.6

49ERS

502 293 58.4 3,675 96t 21 14 83.5

OPPONENTS

530 292 55.1 3,284 67t 25 22 72.2



1989 (14-2/17-2)				
NFC West Champions – World Champions				
George Seifert, Coach				
W	30	at Indianapolis (60,111), S–10	24	
W	20	at Tampa Bay (64,087), S–17	16	
W	38	at Philadelphia (66,042), S–24	28	
L	12	Los Angeles Rams (64,250), O–1	13	
W	24	at New Orleans (60,488), O–8	20	
W	31	at Dallas (61,077), O–15	14	
W	37	New England (70,000), O–22+	20	
W	23	at New York Jets (62,805), O–29	10	
W	31	New Orleans (60,667), MON/N –6	13	
W	45	Atlanta (59,914), N–12	3	
L	17	Green Bay (62,219), N–19	21	
W	34	New York Giants (63,461), MON/N –27	24	
W	23	at Atlanta (43,128), D–3	10	
W	30	at Los Angeles Rams (67,959), MON/D –11	27	
W	21	Buffalo (60,927), D–17	10	
W	26	Chicago (60,207), D–24	0	
442			253	
NFC PLAYOFF - JAN. 6				
(at San Francisco – Candlestick Park)				
W	41	Minnesota (64,585)– SAT	13	
NFC CHAMPIONSHIP - JAN. 14				
(at San Francisco – Candlestick Park)				
W	30	Los Angeles Rams (64,769)	3	
SUPER BOWL XXIV - JAN. 28				
(at New Orleans – Louisiana Superdome)				
W	55	Denver (72,919)	10	
+ Game played at Stanford Stadium due to Bay Area earthquake – October 17, 1989				

TEAM STATISTICS		49ers	Opp
TOTAL FIRST DOWNS		350	283
By Rushing		124	76
By Passing		209	178
By Penalties		17	29
TOTAL YARDS GAINED		6,268	4,618
By Rushing		1,966	1,383
By Passing		4,302	3,235
TOTAL PLAYS FROM SCRIMMAGE		1,021	979
Rushes		493	372
Average Gain Per Rush		4.0	3.7
NET YARDS PASSING		4,302	3,235
Passes Attempted		483	564
Passes Completed		339	316
Percent Completed		70.2	56.0
Had Intercepted		11	21
Times Sacked		45	43
Lost Attempting to Pass		282	333
PUNTS		55	74
Total Yardage of Punts		2,226	2,875
Average Length		40.5	38.9
KICKOFF RETURNS		51	76
Total Yards Returned		954	1,435
Average Length of Return		18.7	18.9
PENALTIES		109	75
Yards Penalized		922	581
FUMBLES		32	34
Own Fumbles Recovered		18	18
Opponents' Fumbles Recovered		16	14
FIELD GOALS		29	23
Field Goals Attempted		36	31
TOTAL POINTS SCORED		442	253
Touchdowns Scored		51	26
Touchdowns Rushing		14	9
Touchdowns Passing		35	15
Touchdown Returns		2	2
Extra Points		49	26
Safeties		0	1
AVG. TIME OF POSSESSION		31:45	28:15

SCORING	TDs	Ru	Pa	Int	Fu	KO	Pu	PAT	FG	S	Pts
Cofer, Mike	0	0	0	0	0	0	0	49/51	29/36	0	136
Rice, Jerry	17	0	17	0	0	0	0	0/0	0/0	0	102
Taylor, John	10	0	10	0	0	0	0	0/0	0/0	0	60
Craig, Roger	7	6	1	0	0	0	0	0/0	0/0	0	42
Jones, Brent	4	0	4	0	0	0	0	0/0	0/0	0	24
Montana, Joe	3	3	0	0	0	0	0	0/0	0/0	0	18
Rathman, Tom	2	1	1	0	0	0	0	0/0	0/0	0	12

Rookie Names in Italics

(continued)

SCORING	TDs	Ru	Pa	Int	Fu	KO	Pu	PAT	FG	S	Pts
Young, Steve	2	2	0	0	0	0	0	0/0	0/0	0	12
Flagler, Terrence	1	1	0	0	0	0	0	0/0	0/0	0	6
Haley, Charles	1	0	0	0	1	0	0	0/0	0/0	0	6
Henderson, Keith	1	1	0	0	0	0	0	0/0	0/0	0	6
Jackson, Johnny*	1	0	0	0	0	0	0	0/0	0/0	0	6
Walls, Wesley	1	0	1	0	0	0	0	0/0	0/0	0	6
Wilson, Mike	1	0	1	0	0	0	0	0/0	0/0	0	6
49ERS	51	14	35	0	1	0	0	49/51	29/36	0	442
OPPONENTS	26	9	15	0	1	0	1**	26/26	23/31	1	253

*ret blkd FGA **rcvrd blkd punt

RUSHING	Att	Yds	Avg	LG	TD
Craig, Roger	271	1,054	3.9	27	6
Rathman, Tom	79	305	3.9	13	1
Montana, Joe	49	227	4.6	19	3
Flagler, Terrence	33	129	3.9	29t	1
Young, Steve	38	126	3.3	22	2
Sydney, Harry	9	56	6.2	18	0
Rice, Jerry	5	33	6.6	17	0
Henderson, Keith	7	30	4.3	11t	1
Taylor, John	1	6	6.0	6	0
Helton, Barry	1	0	0.0	0	0
49ERS	493	1,966	4.0	29t	14
OPPONENTS	372	1,383	3.7	23	9

RECEIVING	No	Yds	Avg	LG	TD
Rice, Jerry	82	1,483	18.1	68t	17
Rathman, Tom	73	616	8.4	36	1
Taylor, John	60	1,077	18.0	95t	10
Craig, Roger	49	473	9.7	44	1
Jones, Brent	40	500	12.5	36t	4
Wilson, Mike	9	103	11.4	19	1
Sydney, Harry	9	71	7.9	13	0
Flagler, Terrence	6	51	8.5	30	0
Walls, Wesley	4	16	4.0	9	1
Henderson, Keith	3	130	43.3	78	0
Williams, Jamie	3	38	12.7	17	0
Greer, Terry	1	26	26.0	26	0
49ERS	339	4,584	13.5	95t	35
OPPONENTS	316	3,568	11.3	65t	15

INTERCEPTIONS	No	Yds	Avg	LG	TD
Lott, Ronnie	5	34	6.8	28	0
Brooks, Chet	3	31	10.3	19	0
Wright, Eric	2	37	18.5	23	0
Jackson, Johnny	2	35	17.5	19	0
Griffin, Don	2	6	3.0	3	0
Turner, Keena	1	42	42.0	42	0
Holmoe, Tom	1	23	23.0	23	0
McKyer, Tim	1	18	18.0	18	0
Romanowski, Bill	1	13	13.0	13	0
Pollard, Darryl	1	12	12.0	12	0
Millen, Matt	1	10	10.0	10	0
DeLong, Keith	1	1	1.0	1	0
49ERS	21	262	12.5	42	0
OPPONENTS	11	140	12.7	35	0

KICKOFF RETURNS	No	Yds	Avg	LG	TD		
Flagler, Terrence	32	643	20.1	41	0		
Tillman, Spencer	10	206	20.6	60	0		
Sydney, Harry	3	16	5.3	16	0		
Taylor, John	2	51	25.5	27	0		
Henderson, Keith	2	21	10.5	13	0		
Greer, Terry	1	17	17.0	17	0		
Jackson, Johnny	1	0	0.0	0	0		
49ERS	51	954	18.7	60	0		
OPPONENTS	76	1,435	18.9	37	0		
PUNT RETURNS	No	FC	Yds	Avg	LG	TD	
Taylor, John	36	20	417	11.6	37	0	
Greer, Terry	1	0	3	3.0	3	0	
Griffin, Don	1	0	9	9.0	9	0	
Romanowski, Bill	1	0	0	0.0	0	0	
49ERS	39	20	429	11.0	37	0	
OPPONENTS	35	4	361	10.3	22	0	
PUNTING	No	Yds	Avg	TB	I-20	LG	Bik
Helton, Barry	55	2,226	40.5	6	13	56	1
49ERS	55	2,226	39.8	6	13	56	1
OPPONENTS	74	2,875	38.9	4	18	57	0

PASSING	Att	Comp	Pct	Yds	LG	TD	Int	QB
Montana, Joe	386	271	70.2	3,521	95t	26	8	112.4
Young, Steve	92	64	69.6	1,001	50t	8	3	120.8
Bono, Steve	5	4	80.0	62	45t	1	0	157.9
49ERS	483	339	70.2	4,584	95t	35	11	114.8
OPPONENTS	564	316	56.0	3,568	65t	15	21	68.5



1990 (14-2/15-3)

NFC West Champions

George Seifert, Coach

W	13	at New Orleans (68,629), MON /S-10	12
W	26	Washington (64,287), S-16	13
W	19	Atlanta (62,858), S-23	13
—	—	BYE, S-30	—
W	24	at Houston (59,931), O-7	21
W	45	at Atlanta (57,921), O-14	35
W	27	Pittsburgh (64,301), O-21	7
W	20	Cleveland (63,672), O-28	17
W	24	at Green Bay (58,835), N-4	20
W	24	at Dallas (62,966), SUN /N-11	6
W	31	Tampa Bay (62,221), N-18	7
L	17	Los Angeles Rams (62,633), N-25	28
W	7	New York Giants (66,092), MON /D-3	3
W	20	at Cincinnati (60,084), D-9	(OT) 17
W	26	at Los Angeles Rams (65,619), MON /D-17	10
L	10	New Orleans (60,112), D-23	13
W	20	at Minnesota (51,590), D-30	17
353			239

NFC PLAYOFF - JAN. 12

(at San Francisco - Candlestick Park)

W	28	Washington (65,292)— SAT	10
---	----	---------------------------------	----

NFC CHAMPIONSHIP - JAN. 20

(at San Francisco - Candlestick Park)

L	13	New York Giants (66,334)	15
---	----	--------------------------	----

TEAM STATISTICS

	49ers	Opp
TOTAL FIRST DOWNS	324	250
By Rushing	107	77
By Passing	201	157
By Penalties	16	16
TOTAL YARDS GAINED	5,895	4,273
By Rushing	1,718	1,258
By Passing	4,177	3,015
TOTAL PLAYS FROM SCRIMMAGE	1,074	919
Rushes	454	353
Average Gain Per Rush	3.8	3.6
NET YARDS PASSING	4,177	3,015
Passes Attempted	583	522
Passes Completed	360	265
Percent Completed	61.8	50.8
Had Intercepted	16	17
Times Sacked	37	44
Lost Attempting to Pass	194	263
PUNTS	70	82
Total Yardage of Punts	2,537	3,280
Average Length	36.2	40.0
KICKOFF RETURNS	53	66
Total Yards Returned	965	1,284
Average Length of Return	18.2	19.5
PENALTIES	104	85
Yards Penalized	828	641
FUMBLES	24	21
Own Fumbles Recovered	10	7
Opponents' Fumbles Recovered	14	14
FIELD GOALS	24	19
Field Goals Attempted	36	23
TOTAL POINTS SCORED	353	239
Touchdowns Scored	40	26
Touchdowns Rushing	12	7
Touchdowns Passing	28	17
Touchdown Returns	0	2
Extra Points	39	26
Safeties	1	0
AVG. TIME OF POSSESSION	32:49	27:11

SCORING

	TDs	Ru	Pa	Int	Fu	KO	Pu	PAT	FG	S	Pts
Cofer, Mike	0	0	0	0	0	0	0	39/39	24/36	0	111
Rice, Jerry	13	0	13	0	0	0	0	0/0	0/0	0	78
Rathman, Tom	7	7	0	0	0	0	0	0/0	0/0	0	42
Taylor, John	7	0	7	0	0	0	0	0/0	0/0	0	42
Jones, Brent	5	0	5	0	0	0	0	0/0	0/0	0	30

Rookie Names in Italics

(continued)

SCORING

	TDs	Ru	Pa	Int	Fu	KO	Pu	PAT	FG	S	Pts
Sydney, Harry	3	2	1	0	0	0	0	0/0	0/0	0	18
Sherrard, Mike	2	0	2	0	0	0	0	0/0	0/0	0	12
Craig, Roger	1	1	0	0	0	0	0	0/0	0/0	0	6
Carter, Dexter	1	1	0	0	0	0	0	0/0	0/0	0	6
Montana, Joe	1	1	0	0	0	0	0	0/0	0/0	0	6
Turner, Keena	0	0	0	0	0	0	0	0/0	0/0	1	2

49ERS

OPPONENTS

*ret. bkld punt

RUSHING

	Att	Yds	Avg	LG	TD
Carter, Dexter	114	460	4.0	74t	1
Craig, Roger	141	439	3.1	26	1
Rathman, Tom	101	318	3.2	22	7
Sydney, Harry	35	166	4.7	19	2
Montana, Joe	40	162	4.1	20	1
Young, Steve	15	159	10.6	31	0
Henderson, Keith	6	14	2.3	9	0
Rice, Jerry	2	0	0.0	2	0
49ERS	454	1,718	3.8	74t	12
OPPONENTS	353	1,258	3.6	27	7

RECEIVING

	No	Yds	Avg	LG	TD
Rice, Jerry	100	1,502	15.0	64t	13
Jones, Brent	56	747	13.3	67t	5
Taylor, John	49	748	15.3	78t	7
Rathman, Tom	48	327	6.8	28	0
Carter, Dexter	25	217	8.7	26	0
Craig, Roger	25	201	8.0	31	0
Sherrard, Mike	17	264	15.5	43t	2
Sydney, Harry	10	116	11.6	23t	1
Williams, Jamie	9	54	6.0	9	0
Wilson, Mike	7	89	12.7	34	0
Lewis, Ron	5	44	8.8	14	0
Walls, Wesley	5	27	5.4	11	0
Henderson, Keith	4	35	8.7	9	0
49ERS	360	4,371	12.1	78t	28
OPPONENTS	265	3,278	12.4	75t	17

INTERCEPTIONS

	No	Yds	Avg	LG	TD
Waymer, Dave	7	64	9.1	24	0
Griffin, Don	3	32	10.7	23	0
Lott, Ronnie	3	26	8.7	15	0
Lewis, Kevin	1	28	28.0	28	0
Plummer, Bruce (Den/SF)	1	16	16.0	16	0
Davis, Eric	1	13	13.0	13	0
Millen, Matt	1	8	8.0	8	0
Pollard, Darryl	1	0	0.0	0	0
49ERS	17	171	10.1	28	0
OPPONENTS	16	176	11.0	65t	1

KICKOFF RETURNS

	No	Yds	Avg	LG	TD
Carter, Dexter	41	783	19.1	35	0
Tillman, Spencer	6	111	18.5	30	0
Sydney, Harry	2	33	16.5	19	0
Williams, Jamie	2	7	3.5	7	0
Walls, Wesley	1	16	16.0	16	0
Griffin, Don	1	15	15.0	15	0
49ERS	53	965	18.2	35	0
OPPONENTS	66	1,284	19.5	50	0

PUNT RETURNS

	No	FC	Yds	Avg	LG	TD
Taylor, John	26	5	212	8.2	30	0
Griffin, Don	16	8	105	6.6	20	0
Davis, Eric	5	3	38	7.6	24	0
Wilson, Mike	1	0	1	1.0	1	0
49ERS	48	16	356	7.4	30	0
OPPONENTS	30	13	215	7.2	20	0

PUNTING

	No	Yds	Avg	TB	I-20	LG	Bik
Helton, Barry	69	2,537	36.8	8	15	56	1
49ERS	70	2,537	36.2	8	15	56	1
OPPONENTS	82	3,280	40.0	6	15	59	0

PASSING

	Att	Comp	Pct	Yds	LG	TD	Int	QB
Montana, Joe	520	321	61.7	3,944	78t	26	16	89.0
Young, Steve	62	38	61.3	427	34t	2	0	92.6
Helton, Barry	1	1	100.0	0	0	0	0	79.2
49ERS	583	360	61.8	4,371	78t	28	16	89.4
OPPONENTS	522	265	50.8	3,278	75t	17	17	67.8



1991 (10-6)

George Seifert, Coach

L	14	at New York Giants (76,319), MON/S-2	16
W	34	San Diego (60,753), S-8	14
L	14	at Minnesota (59,148), S-15	17
W	27	Los Angeles Rams (63,871), S-22	10
L	6	at Los Angeles Raiders (91,494), S-29	12
-	-	BYE, 0-6	-
L	34	Atlanta (57,343), 0-13	39
W	35	Detroit (61,240), 0-20	3
W	23	at Philadelphia (65,796), 0-27	7
L	14	at Atlanta (51,259), N-3	17
L	3	at New Orleans (68,591), N-10	10
W	14	Phoenix (50,180), N-17	10
W	33	at Los Angeles Rams (61,881), MON/N-25	10
W	38	New Orleans (62,092), D-1	24
W	24	at Seattle (56,711), D-8	22
W	28	Kansas City (62,672), SAT/D-14	14
W	52	Chicago (60,419), MON/D-23	14
393			239

TEAM STATISTICS		49ers	Opp
TOTAL FIRST DOWNS		336	260
By Rushing		112	86
By Passing		197	155
By Penalties		27	19
TOTAL YARDS GAINED		5,858	4,554
By Rushing		1,861	1,512
By Passing		3,997	3,042
TOTAL PLAYS FROM SCRIMMAGE		986	929
Rushes		440	399
Average Gain Per Rush		4.2	3.8
NET YARDS PASSING		3,997	3,042
Passes Attempted		522	499
Passes Completed		325	267
Percent Completed		62.3	53.5
Had Intercepted		12	12
Times Sacked		24	31
Lost Attempting to Pass		170	212
PUNTS		56	82
Total Yardage of Punts		2,197	3,365
Average Length		39.2	41.0
KICKOFF RETURNS		50	66
Total Yards Returned		1,028	1,288
Average Length of Return		20.6	19.5
PENALTIES		114	84
Yards Penalized		902	782
FUMBLES		33	32
Own Fumbles Recovered		14	16
Opponents' Fumbles Recovered		16	19
FIELD GOALS		14	22
Field Goals Attempted		28	25
TOTAL POINTS SCORED		393	239
Touchdowns Scored		50	25
Touchdowns Rushing		19	8
Touchdowns Passing		29	16
Touchdown Returns		2	1
Extra Points		49	23
Safeties		1	0
AVG. TIME OF POSSESSION		31:34	28:26

SCORING	TDs	Ru	Pa	Int	Fu	KO	Pu	PAT	FG	S	Pts
Cofer, Mike	0	0	0	0	0	0	0	49/50	14/28	0	91
Rice, Jerry	14	0	14	0	0	0	0	0/0	0/0	0	84
Taylor, John	9	0	9	0	0	0	0	0/0	0/0	0	54
Sydney, Harry	7	5	2	0	0	0	0	0/0	0/0	0	42
Rathman, Tom	6	6	0	0	0	0	0	0/0	0/0	0	36
Carter, Dexter	4	2	1	0	0	1	0	0/0	0/0	0	24
Young, Steve	4	4	0	0	0	0	0	0/0	0/0	0	24
Henderson, Keith	2	2	0	0	0	0	0	0/0	0/0	0	12
Sherrard, Mike	2	0	2	0	0	0	0	0/0	0/0	0	12
Griffin, Don	1	0	0	0	1	0	0	0/0	0/0	0	6
Williams, Jamie	1	0	1	0	0	0	0	0/0	0/0	0	6
Jordan, Darin	0	0	0	0	0	0	0	0/0	0/0	1	2
49ERS	50	19	29	0	1	1	0	49/50	14/28	1	393
OPPONENTS	25	8	16	0	0	1	0	23/25	22/25	0	239

Rookie Names in Italics

RUSHING	Att	Yds	Avg	LG	TD
Henderson, Keith	137	561	4.1	25	2
Young, Steve	66	415	6.3	21	4
Carter, Dexter	85	379	4.5	53t	2
Sydney, Harry	57	245	4.3	32	5
Rathman, Tom	63	183	2.9	16	6
Bono, Steve	17	46	2.7	18	0
Tillman, Spencer	13	40	3.1	8	0
Rice, Jerry	1	2	2.0	2	0
Prokop, Joe	1	-10	-10.0	-10	0
49ERS	440	1,861	4.2	53t	19
OPPONENTS	399	1,512	3.8	37	8

RECEIVING	No	Yds	Avg	LG	TD
Rice, Jerry	80	1,206	15.1	73t	14
Taylor, John	64	1,011	15.8	97t	9
Rathman, Tom	34	286	8.4	32	0
Henderson, Keith	30	303	10.1	23	0
Jones, Brent	27	417	15.4	41	0
Sherrard, Mike	24	296	12.3	31	2
Carter, Dexter	23	253	11.0	26	1
Williams, Jamie	22	235	10.7	21	1
Sydney, Harry	13	90	6.9	19	2
Beach, Sanjay	4	43	10.8	20	0
Walls, Wesley	2	24	12.0	21	0
Tillman, Spencer	2	3	1.5	3	0
49ERS	325	4,167	12.8	97t	29
OPPONENTS	267	3,254	12.2	51	16

INTERCEPTIONS	No	Yds	Avg	LG	TD
Waymer, Dave	4	77	19.3	42	0
Lewis, Kevin	2	20	10.0	20	0
Jackson, Johnny	1	11	11.0	11	0
Romanowski, Bill	1	7	7.0	7	0
Lee, Mark	1	5	5.0	5	0
Whitmore, David	1	5	5.0	5	0
Bowles, Todd	1	0	0.0	0	0
Griffin, Don	1	0	0.0	0	0
49ERS	12	125	10.4	42	0
OPPONENTS	12	82	6.8	37	0

KICKOFF RETURNS	No	Yds	Avg	LG	TD
Carter, Dexter	37	839	22.7	98t	1
Tillman, Spencer	9	132	14.7	27	0
Beach, Sanjay	2	37	18.5	23	0
Sydney, Harry	1	13	13.0	13	0
Whitmore, David	1	7	7.0	7	0
49ERS	50	1,028	20.6	98t	1
OPPONENTS	66	1,288	19.5	100t	0

PUNT RETURNS	No	FC	Yds	Avg	LG	TD
Taylor, John	31	14	267	8.6	24	0
Bach, Sanjay	10	0	53	5.3	15	0
Lewis, Kevin	1	0	0	0.0	0	0
Griffin, Don	0	1	0	0.0	0	0
49ERS	42	15	320	7.6	24	0
OPPONENTS	30	6	239	8.0	23	0

PUNTING	No	Yds	Avg	TB	I-20	LG	Bik
Prokop, Joe	40	1,541	38.5	1	8	58	0
Mojsiejenko, Ralf	16	656	41.0	4	0	55	0
49ERS	56	2,197	39.2	5	8	58	0
OPPONENTS	82	3,365	41.0	10	17	58	0

PASSING	Att	Comp	Pct	Yds	LG	TD	Int	QB
Young, Steve	279	180	64.5	2,517	97t	17	8	101.8
Bono, Steve	237	141	59.5	1,617	78	11	4	88.5
<i>Musgrave, Bill</i>	5	4	80.0	33	15t	1	0	133.8
Sydney, Harry	1	0	0.0	0	0	0	0	39.6
49ERS	522	325	62.3	4,167	97t	29	12	96.2
OPPONENTS	499	267	53.5	3,254	51	16	12	74.5



1992 (14-2/15-3)

NFC West Champions
George Seifert, Coach

W	31	at New York Giants (74,519), S-6	14
L	31	Buffalo (64,053), S-13	34
W	31	at New York Jets (71,020), S-20	14
W	16	at New Orleans (68,591), SUN /S-27	10
W	27	Los Angeles Rams (63,071), O-4	24
W	24	at New England (54,126), O-11	12
W	56	Atlanta (63,302), O-18	17
-	-	BYE, O-25	-
L	14	at Phoenix (47,642), N-1	24
W	41	at Atlanta (67,404), MON /N-9	3
W	21	New Orleans (64,895), N-15	20
W	27	at Los Angeles Rams (65,858), N-22	10
W	20	Philadelphia (63,374), N-29	14
W	27	Miami (58,474), D-6	3
W	20	at Minnesota (60,685), D-13	17
W	21	Tampa Bay (60,519), D-19	14
W	24	Detroit (55,907), MON /D-28	6
431			236

NFC PLAYOFF - JAN. 9

W	20	(at San Francisco - Candlestick Park) Washington (64,991)- SAT	13
L	20	(at San Francisco - Candlestick Park) Dallas (64,920)	30

TEAM STATISTICS

	49ers	Opp
TOTAL FIRST DOWNS	344	277
By Rushing	135	90
By Passing	192	174
By Penalties	17	13
TOTAL YARDS GAINED	6,195	4,787
By Rushing	2,315	1,418
By Passing	3,880	3,369
TOTAL PLAYS FROM SCRIMMAGE	994	943
Rushes	482	351
Average Gain Per Rush	4.8	4.0
NET YARDS PASSING	3,880	3,369
Passes Attempted	480	551
Passes Completed	319	320
Percent Completed	66.5	58.1
Had Intercepted	9	17
Times Sacked	32	41
Lost Attempting to Pass	174	273
PUNTS	49	76
Total Yardage of Punts	1,918	3,134
Average Length	39.1	41.2
KICKOFF RETURNS	42	66
Total Yards Returned	879	1,273
Average Length of Return	20.9	19.3
PENALTIES	80	79
Yards Penalized	636	651
FUMBLES	29	23
Own Fumbles Recovered	16	11
Opponents' Fumbles Recovered	12	13
FIELD GOALS	18	16
Field Goals Attempted	27	20
TOTAL POINTS SCORED	431	236
Touchdowns Scored	54	27
Touchdowns Rushing	22	5
Touchdowns Passing	29	20
Touchdown Returns	3	2
Extra Points	53	26
Safeties	0	0
AVG. TIME OF POSSESSION	32:19	27:41
SCORING	TDs Ru Pa Int Fu KO Pu PAT FG S Pts	
Cofer, Mike	0 0 0 0 0 0 0 53/54	18/27 0 107
Rice, Jerry	11 1 10 0 0 0 0 0/0	0/0 0 66
Watters, Ricky	11 9 2 0 0 0 0 0/0	0/0 0 66
Rathman, Tom	9 5 4 0 0 0 0 0/0	0/0 0 54
Jones, Brent	4 0 4 0 0 0 0 0/0	0/0 0 24
Lee, Amp	4 2 2 0 0 0 0 0/0	0/0 0 24
Young, Steve	4 4 0 0 0 0 0 0/0	0/0 0 24
Taylor, John	3 0 3 0 0 0 0 0/0	0/0 0 18

Rookie Names in Italics

(continued)

SCORING

Turner, Odessa	2	0	2	0	0	0	0	0/0	0/0	0	12
Carter, Dexter	1	0	1	0	0	0	0	0/0	0/0	0	6
Hanks, Merton	1	0	0	0	0	0	1	0/0	0/0	0	6
Johnson, John	1	0	0	1	0	0	0	0/0	0/0	0	6
Logan, Marc	1	1	0	0	0	0	0	0/0	0/0	0	6
Sherrard, Mike	1	0	0	0	1	0	0	0/0	0/0	0	6
Williams, Jamie	1	0	1	0	0	0	0	0/0	0/0	0	6

49ERS

OPPONENTS	27	5	20	2	0	0	0	53/54	18/27	0	431
------------------	-----------	----------	-----------	----------	----------	----------	----------	--------------	--------------	----------	------------

RUSHING

	Att	Yds	Avg	LG	TD
Watters, Ricky	206	1,013	4.9	43	9
Young, Steve	76	537	7.1	39t	4
Lee, Amp	91	362	4.0	43	2
Rathman, Tom	57	194	3.4	17	5
Rice, Jerry	9	58	6.4	26t	1
Logan, Marc	8	44	5.5	26	1
Henderson, Keith	10	37	3.7	9	0
Montana, Joe	3	28	9.3	16	0
Bono, Steve	15	23	1.5	19	0
Taylor, John	1	10	10.0	10	0
Carter, Dexter	4	9	2.3	6	0
Wilmsmeyer, Klaus	2	0	0.0	10	0

49ERS

OPPONENTS	351	1,418	4.0	35	5
------------------	------------	--------------	------------	-----------	----------

RECEIVING

	No	Yds	Avg	LG	TD
Rice, Jerry	84	1,201	14.3	80t	10
Jones, Brent	45	628	14.0	43	4
Rathman, Tom	44	343	7.8	27t	4
Watters, Ricky	43	405	9.4	35	2
Sherrard, Mike	38	607	16.0	56	0
Taylor, John	25	428	17.1	54t	3
Lee, Amp	20	102	5.1	17	2
Turner, Odessa	9	200	22.2	57	2
Williams, Jamie	7	76	10.9	21	1
Logan, Marc	2	17	8.5	13	0
Carter, Dexter	1	43	43.0	43t	1
Henderson, Keith	1	4	4.0	4	0

49ERS

OPPONENTS	320	3,642	11.4	55t	20
------------------	------------	--------------	-------------	------------	-----------

INTERCEPTIONS

	No	Yds	Avg	LG	TD
Griffin, Don	5	4	0.8	2	0
Davis, Eric	3	52	17.3	37	0
Hall, Dana	2	34	17.0	34	0
Hanks, Merton	2	5	2.5	4	0
Johnson, John	1	56	56.0	56t	1
Roberts, Larry	1	19	19.0	19	0
DeLong, Keith	1	2	2.0	2	0
Brown, Dennis	1	0	0.0	0	0
Whitmore, David	1	0	0.0	0	0

49ERS

OPPONENTS	9	126	14.0	51t	2
------------------	----------	------------	-------------	------------	----------

KICKOFF RETURNS

	No	Yds	Avg	LG	TD
Logan, Marc	22	478	21.7	82	0
Lee, Amp	14	276	19.7	33	0
Grant, Alan	3	70	23.3	47	0
Carter, Dexter	2	55	27.5	32	0
Turner, Odessa	1	0	0.0	0	0

49ERS

OPPONENTS	42	879	20.9	82	0
------------------	-----------	------------	-------------	-----------	----------

PUNT RETURNS

	No	FC	Yds	Avg	LG	TD
Grant, Alan	29	10	249	8.6	46	0
Griffin, Don	6	2	69	11.5	29	0
Lewis, Ronald	4	0	23	5.8	9	0
Hanks, Merton	1	0	48	48.0	48t	1

49ERS

OPPONENTS	40	12	389	9.7	48t	1
------------------	-----------	-----------	------------	------------	------------	----------

PUNTING

	No	Yds	Avg	TB	I-20	LG	Bik
--	-----------	------------	------------	-----------	-------------	-----------	------------

Wilmsmeyer, Klaus	49	1,918	39.1	2	19	58	0
-------------------	----	-------	------	---	----	----	---

49ERS

OPPONENTS	49	1,918	39.1	2	19	58	0
------------------	-----------	--------------	-------------	----------	-----------	-----------	----------

PASSING

	Att	Comp	Pct	Yds	LG	TD	Int	QB
Young, Steve	402	268	66.7	3,465	80t	25	7	107.0
Bono, Steve	56	36	64.3	463	36	2	2	87.1
Montana, Joe	21	15	71.4	126	17	2	0	118.4
Watters, Ricky	1	0	0.0	0	0	0	0	39.6
49ERS	480	319	66.5	4,054	80t	29	9	105.0
OPPONENTS	551	320	58.1	3,642	55t	20	17	77.3



1993 (10-6/11-7)

NFC West Champions
George Seifert, Coach

W	24	at Pittsburgh (57,502), S-5	13
L	13	at Cleveland (78,218), MON /S-13	23
W	37	Atlanta (63,032), S-19	30
L	13	at New Orleans (69,041), S-26	16
W	38	Minnesota (63,071), O-3	19
—	—	BYE, O-10	—
L	17	at Dallas (65,099), O-17	26
W	28	Phoenix (62,020), O-24	14
W	40	Los Angeles Rams (63,417), O-31	17
—	—	BYE, N-7	—
W	45	at Tampa Bay (43,835), N-14	21
W	42	New Orleans (66,500), MON /N-22	7
W	35	at Los Angeles Rams (62,143), N-28	10
W	21	Cincinnati (60,039), SUN /D-5	8
L	24	at Atlanta (64,688), SAT /D-11	27
W	55	at Detroit (77,052), D-19	17
L	7	Houston (61,744), SAT /D-25	10
L	34	Philadelphia (61,653), MON /J-3	(OT) 37
473			295

NFC PLAYOFF - JAN. 15

W	44	(at San Francisco – Candlestick Park) New York Giants (67,143)	3
---	----	---	---

NFC CHAMPIONSHIP - JAN. 23

L	21	(at Irving – Texas Stadium) at Dallas (64,902)	38
---	----	---	----

TEAM STATISTICS		49ers	Opp
TOTAL FIRST DOWNS		372	297
By Rushing		134	109
By Passing		212	171
By Penalties		26	17
TOTAL YARDS GAINED		6,435	4,997
By Rushing		2,133	1,800
By Passing		4,302	3,197
TOTAL PLAYS FROM SCRIMMAGE		1,022	1,012
Rushes		463	404
Average Gain Per Rush		4.6	4.5
NET YARDS PASSING		4,302	3,197
Passes Attempted		524	564
Passes Completed		354	314
Percent Completed		67.6	55.7
Had Intercepted		17	19
Times Sacked		35	44
Lost Attempting to Pass		178	316
PUNTS		42	68
Total Yardage of Punts		1,718	2,985
Average Length		40.9	43.9
KICKOFF RETURNS		40	61
Total Yards Returned		715	1,196
Average Length of Return		17.9	19.6
PENALTIES		95	99
Yards Penalized		800	743
FUMBLES		32	20
Own Fumbles Recovered		19	9
Opponents' Fumbles Recovered		11	13
FIELD GOALS		16	27
Field Goals Attempted		26	30
TOTAL POINTS SCORED		473	295
Touchdowns Scored		61	30
Touchdowns Rushing		26	6
Touchdowns Passing		29	23
Touchdown Returns		6	1
Extra Points		59	30
Safeties		0	2
AVG. TIME OF POSSESSION		30:24	29:36
SCORING	TDs Ru Pa Int Fu KO Pu PAT FG S Pts		
Cofer, Mike	0 0 0 0 0 0 0 0 59/61 16/26 0 107		
Rice, Jerry	16 1 15 0 0 0 0 0 0/0 0/0 0 96		
Watters, Ricky	11 10 1 0 0 0 0 0 0/0 0/0 0 66		
Logan, Marc	7 7 0 0 0 0 0 0 0/0 0/0 0 42		
Taylor, John	5 0 5 0 0 0 0 0 0/0 0/0 0 30		
Jones, Brent	3 0 3 0 0 0 0 0 0/0 0/0 0 18		
Lee, Amp	3 1 2 0 0 0 0 0 0/0 0/0 0 18		

Rookie Names in Italics

(continued)

SCORING

Rathman, Tom	3	3	0	0	0	0	0	0/0	0/0	0	18
Carter, Dexter	2	1	0	0	0	0	1	0/0	0/0	0	12
Davis, Eric	2	0	0	1	1	0	0	0/0	0/0	0	12
Young, Steve	2	2	0	0	0	0	0	0/0	0/0	0	12
Beach, Sanjay	1	0	1	0	0	0	0	0/0	0/0	0	6
Bono, Steve	1	1	0	0	0	0	0	0/0	0/0	0	6
Hanks, Merton	1	0	0	1	0	0	0	0/0	0/0	0	6
McGruder, Mike	1	0	0	1	0	0	0	0/0	0/0	0	6
Singleton, Nate	1	0	1	0	0	0	0	0/0	0/0	0	6
Tamm, Ralph	1	0	0	0	1	0	0	0/0	0/0	0	6
Williams, Jamie	1	0	1	0	0	0	0	0/0	0/0	0	6

49ERS 61 26 29 3 2 0 1 59/61 16/26 0 473

OPPONENTS

30 6 23 0 0 0 0 30/30 27/30 2 295											
RUSHING		Att	Yds	Avg	LG	TD					
Watters, Ricky	208		950	4.6	39	10					
Young, Steve	69		407	5.9	35	2					
Logan, Marc	58		280	4.8	45	7					
Lee, Amp	72		230	3.2	13	1					
Rathman, Tom	19		80	4.2	19	3					
Carter, Dexter	10		72	7.2	50t	1					
Rice, Jerry	3		69	23.0	43t	1					
Taylor, John	2		17	8.5	12	0					
Walker, Adam	5		17	3.4	11	0					
Bono, Steve	12		14	1.2	10	1					
Wilmsmeyer, Klaus	2		0	0.0	0	0					
Musgrave, Bill	3		-3	-1.0	-1	0					

49ERS 463 2,133 4.6 50t 26

OPPONENTS

404 1,800 4.5 41 6											
RECEIVING		No	Yds	Avg	LG	TD					
Rice, Jerry	98		1,503	15.3	80t	15					
Jones, Brent	68		735	10.8	29	3					
Taylor, John	56		940	16.8	76t	5					
Logan, Marc	37		348	9.4	24	0					
Watters, Ricky	31		326	10.5	48t	1					
Williams, Jamie	16		132	8.3	15	1					
Lee, Amp	16		115	7.2	22	2					
Rathman, Tom	10		86	8.6	17	0					
Singleton, Nate	8		126	15.8	33	1					
Beach, Sanjay	5		59	11.8	20t	1					
Turner, Odessa	3		64	21.3	32	0					
Carter, Dexter	2		40	20.0	14	0					
Young, Steve	2		2	1.0	6	0					
Walker, Adam	1		4	4.0	4	0					

49ERS 354 4,480 12.7 80t 29

OPPONENTS

314 3,513 11.2 65t 23											
INTERCEPTIONS		No	Yds	Avg	LG	TD					
McGruder, Michael	5		89	17.8	37	1					
Davis, Eric	4		45	11.3	41t	1					
Hanks, Merton	3		104	34.7	67t	1					
McDonald, Tim	3		23	7.7	21	0					
Griffin, Don	3		6	2.0	3	0					
Johnson, John	1		0	0.0	0	0					

49ERS 19 267 14.1 67t 3

OPPONENTS

17 157 9.2 30 0											
KICKOFF RETURNS		No	Yds	Avg	LG	TD					
Carter, Dexter	25		494	19.8	60	0					
Lee, Amp	10		160	16.0	28	0					
Walker, Adam	3		51	17.0	30	0					
Brandes, John	1		10	10.0	10	0					
Kelm, Larry	1		0	0.0	0	0					

49ERS 40 715 17.9 60 0

OPPONENTS

61 1,196 19.6 50 1											
PUNT RETURNS		No	FC	Yds	Avg	LG	TD				
Carter, Dexter	34		20	411	12.1	72t	1				
Kelm, Larry	1		0	0	0.0	0	0				
49ERS 35 20 411 11.7 72t 1											
OPPONENTS 15 8 171 11.4 50 0											
PUNTING		No	Yds	Avg	TB	I-20	LG	Bik			
Wilmsmeyer, Klaus	42		1,718	40.9	5	11	61	0			

49ERS 42 1,718 40.9 5 11 61 0

OPPONENTS

68 2,985 43.9 5 12 57 0											
PASSING		Att	Comp	Pct	Yds	LG	TD	Int	QB		
Young, Steve	462		314	68.0	4,023	80t	29	16	101.5		
Bono, Steve	61		39	63.9	416	33	0	1	76.9		
Taylor, John	1		1	100.0	41	41	0	0	118.8		
49ERS 524 354 67.6 4,480 80t 29 17 98.9											
OPPONENTS 564 314 55.7 3,513 65t 23 19 74.0											



1994 (13-3/16-3)

NFC West Champions – World Champions George Seifert, Coach

W	44	Los Angeles Raiders (68,032), MON /S–5	14
L	17	at Kansas City (79,907), S–11	24
W	34	at Los Angeles Rams (56,479), S–18	19
W	24	New Orleans (63,971), S–25	13
L	8	Philadelphia (64,843), O–2	40
W	27	at Detroit (77,340), O–9	21
W	42	at Atlanta (67,298), O–16	3
W	41	Tampa Bay (62,741), O–23	16
–	–	BYE, O–30	
W	37	at Washington (54,335), N–6	22
W	21	Dallas (69,014), N–13	14
W	31	Los Angeles Rams (62,774), SUN /N–20	27
W	35	at New Orleans (61,304), MON /N–28	14
W	50	Atlanta (60,549), D–4	14
W	38	at San Diego (62,105), SAT /D–11	15
W	42	Denver (64,884), SAT /D–17	19
L	14	at Minnesota (63,326), MON /D–26	21
505			296

NFC PLAYOFF - JAN. 7

W	44	(at San Francisco – Candlestick Park) Chicago (64,644)– SAT	15
---	----	---	----

NFC CHAMPIONSHIP - JAN. 15

W	38	(at San Francisco – Candlestick Park) Dallas (69,125)	28
---	----	--	----

SUPER BOWL XXIX - JAN. 29

W	49	(at Miami – Joe Robbie Stadium) San Diego (74,107)	26
---	----	---	----

TEAM STATISTICS

	49ers	Opp
TOTAL FIRST DOWNS	362	285
By Rushing	122	82
By Passing	210	182
By Penalties	30	21
TOTAL YARDS GAINED	6,060	4,839
By Rushing	1,897	1,338
By Passing	4,163	3,501
TOTAL PLAYS FROM SCRIMMAGE	1,037	996
Rushes	491	375
Average Gain Per Rush	3.9	3.6
NET YARDS PASSING	4,163	3,501
Passes Attempted	511	583
Passes Completed	359	329
Percent Completed	70.3	56.4
Had Intercepted	11	23
Times Sacked	35	38
Lost Attempting to Pass	199	255
PUNTS	54	77
Total Yardage of Punts	2,235	3,274
Average Length	41.4	42.5
KICKOFF RETURNS	58	89
Total Yards Returned	1,244	1,912
Average Length of Return	21.4	21.5
PENALTIES	109	108
Yards Penalized	890	912
FUMBLES	25	25
Own Fumbles Recovered	12	13
Opponents' Fumbles Recovered	12	13
FIELD GOALS	15	15
Field Goals Attempted	20	21
TOTAL POINTS SCORED	505	296
Touchdowns Scored	66	35
Touchdowns Rushing	23	16
Touchdowns Passing	37	15
Touchdown Returns	6	4
Extra Points	60	23
Safeties	0	2
AVG. TIME OF POSSESSION	31:38	28:22

SCORING

	TDs	Ru	Pa	Int	Fu	KO	Pu	PAT	FG	S	Pts
Brien, Doug	0	0	0	0	0	0	0	60/62	15/20	0	105
Rice, Jerry	15	2	13	0	0	0	0	0/0	0/0	0	92
Watters, Ricky	11	6	5	0	0	0	0	0/0	0/0	0	66
Jones, Brent	9	0	9	0	0	0	0	0/0	0/0	0	56
Young, Steve	7	7	0	0	0	0	0	0/0	0/0	0	42
Floyd, William	6	6	0	0	0	0	0	0/0	0/0	0	36

Rookie Names in Italics

(continued)

SCORING

	TDs	Ru	Pa	Int	Fu	KO	Pu	PAT	FG	S	Pts
Taylor, John	5	0	5	0	0	0	0	0/0	0/0	0	30
Sanders, Deion	3	0	0	3	0	0	0	0/0	0/0	0	18
Logan, Marc	2	1	1	0	0	0	0	0/0	0/0	0	12
McCaffrey, Ed	2	0	2	0	0	0	0	0/0	0/0	0	12
McDonald, Tim	2	0	0	1	1	0	0	0/0	0/0	0	12
Singleton, Nate	2	0	2	0	0	0	0	0/0	0/0	0	12
Carter, Dexter	1	0	0	0	0	1	0	0/0	0/0	0	6
Walker, Adam	1	1	0	0	0	0	0	0/0	0/0	0	6
49ERS	66	23	37	4	1	1	0	60/62	15/20	0	505
OPPONENTS	35	16	15	1	3	0	0	23/23	15/21	2	296

RUSHING

	Att	Yds	Avg	LG	TD
Watters, Ricky	239	877	3.7	23	6
Floyd, William	87	305	3.5	26	6
Young, Steve	58	293	5.1	27	7
Logan, Marc	33	143	4.3	22	1
Loville, Derek	31	99	3.2	13	0
Rice, Jerry	7	93	13.3	28t	2
Walker, Adam	13	54	4.2	14	1
Carter, Dexter	8	34	4.3	18	0
Grbac, Elvis	13	1	0.1	6	0
Taylor, John	2	–2	–1.0	1	0
49ERS	491	1,897	3.9	28t	23
OPPONENTS	375	1,338	3.6	44t	16

RECEIVING

	No	Yds	Avg	LG	TD
Rice, Jerry	112	1,499	13.4	69t	13
Watters, Ricky	66	719	10.9	65t	5
Jones, Brent	49	670	13.7	69t	9
Taylor, John	41	531	13.0	35	5
Singleton, Nate	21	294	14.0	43t	2
Floyd, William	19	145	7.6	15	0
Logan, Marc	16	97	6.1	15	1
Popson, Ted	13	141	10.9	24	0
McCaffrey, Ed	11	131	11.9	32	2
Carter, Dexter	7	99	14.1	44	0
Loville, Derek	2	26	13.0	19	0
Carolan, Brett	2	10	5.0	6	0
49ERS	359	4,362	12.2	69t	37
OPPONENTS	329	3,756	11.4	90	15

INTERCEPTIONS

	No	Yds	Avg	LG	TD
Hanks, Merton	7	93	13.3	38	0
Sanders, Deion	6	303	50.5	93t	3
McDonald, Tim	2	79	39.5	73t	1
Hall, Dana	2	0	0.0	0	0
Cook, Toi	1	18	18.0	18	0
Davis, Eric	1	8	8.0	8	0
Drakeford, Tyronne	1	6	6.0	6	0
Plummer, Gary	1	1	1.0	1	0
Brown, Dennis	1	0	0.0	0	0
Norton, Ken, Jr.	1	0	0.0	0	0
49ERS	23	508	22.1	93t	4
OPPONENTS	11	107	9.7	36t	1

KICKOFF RETURNS

	No	Yds	Avg	LG	TD
Carter, Dexter	48	1,105	23.0	96t	1
Walker, Adam	6	82	13.7	19	0
Loville, Derek	2	34	17.0	19	0
Singleton, Nate	2	23	11.5	17	0
49ERS	58	1,244	21.5	96t	1
OPPONENTS	89	1,912	21.5	51	0

PUNT RETURNS

	No	FC	Yds	Avg	LG	TD
Carter, Dexter	38	12	321	8.5	26	0
Singleton, Nate	2	1	13	6.5	8	0
49ERS	40	13	334	8.4	26	0
OPPONENTS	28	10	242	8.6	43	0

PUNTING

	No	Yds	Avg	TB	I–20	LG	Bik
Wilmsmeyer, Klaus	54	2,235	41.4	3	18	60	0
49ERS	54	2,235	41.4	3	18	60	0
OPPONENTS	77	3,274	42.5	9	19	65	0

PASSING

	Att	Comp	Pct	Yds	LG	TD	Int	QB
Young, Steve	461	324	70.3	3,969	69t	35	10	112.8
Grbac, Elvis	50	35	70.0	393	42	2	1	98.2
49ERS	511	359	70.3	4,362	69t	37	11	111.4
OPPONENTS	583	329	56.4	3,756	90	15	23	68.1



1995 (11-5/11-6)

NFC West Champions
George Seifert, Coach

W	24	at New Orleans (66,627), S-3	22
W	41	Atlanta (63,627), S-10	10
W	28	New England (66,179), S-17	3
L	24	at Detroit (76,236), MON/S-25	27
W	20	New York Giants (65,536), O-1	6
-	-	BYE, O-8	-
L	17	at Indianapolis (60,273), O-15	18
W	44	at St. Louis Rams (59,915), O-22	10
L	7	New Orleans (65,272), O-29	11
L	7	Carolina (61,722), N-5	13
W	38	at Dallas (65,180), N-12	20
W	44	at Miami (73,080), MON/N-20	20
W	41	St. Louis Rams (66,049), N-26	13
W	27	Buffalo (65,568), SUN/D-3	17
W	31	at Carolina (76,136), D-10	10
W	37	Minnesota (64,975), MON/D-18	30
L	27	at Atlanta (51,785), D-24	28
457			258

NFC PLAYOFF - JAN. 6

(at San Francisco - 3Com Park)

L	17	Green Bay (69,311)- SAT	27
---	----	--------------------------------	----

TEAM STATISTICS		49ers	Opp
TOTAL FIRST DOWNS		355	264
By Rushing		109	57
By Passing		231	192
By Penalties		15	15
TOTAL YARDS GAINED		6,087	4,398
By Rushing		1,479	1,061
By Passing		4,608	3,337
TOTAL PLAYS FROM SCRIMMAGE		1,092	999
Rushes		415	348
Average Gain Per Rush		3.6	3.1
NET YARDS PASSING		4,608	3,337
Passes Attempted		644	611
Passes Completed		432	330
Percent Completed		67.1	54.0
Had Intercepted		16	26
Times Sacked		33	40
Lost Attempting to Pass		171	240
PUNTS		57	70
Total Yardage of Punts		2,312	2,918
Average Length		40.6	41.7
KICKOFF RETURNS		58	82
Total Yards Returned		1,183	1,857
Average Length of Return		20.4	22.6
PENALTIES		88	74
Yards Penalized		711	556
FUMBLES		21	23
Own Fumbles Recovered		9	15
Opponents' Fumbles Recovered		8	12
FIELD GOALS		20	27
Field Goals Attempted		28	32
TOTAL POINTS SCORED		457	258
Touchdowns Scored		57	26
Touchdowns Rushing		19	5
Touchdowns Passing		29	19
Touchdown Returns		9	2
Extra Points		51	17
Safeties		0	0
AVG. TIME OF POSSESSION		31:56	28:04

SCORING	TDs	Ru	Pa	Int	Fu	KO	Pu	PAT	FG	S	Pts
Rice, Jerry	17	1	15	0	1	0	0	0/0	0/0	0	104
Loville, Derek	13	10	3	0	0	0	0	0/0	0/0	0	80
Wilkins, Jeff	0	0	0	0	0	0	0	27/29	12/13	0	63
Brien, Doug	0	0	0	0	0	0	0	19/19	7/12	0	40
Stokes, J.J.	4	0	4	0	0	0	0	0/0	0/0	0	24
Floyd, William	3	2	1	0	0	0	0	0/0	0/0	0	18
Jones, Brent	3	0	3	0	0	0	0	0/0	0/0	0	18
Young, Steve	3	3	0	0	0	0	0	0/0	0/0	0	18
Grbac, Elvis	2	2	0	0	0	0	0	0/0	0/0	0	12
McDonald, Tim	2	0	0	2	0	0	0	0/0	0/0	0	12
Norton, Ken	2	0	0	2	0	0	0	0/0	0/0	0	12
Taylor, John	2	0	2	0	0	0	0	0/0	0/0	0	12
Zendejas, Tony	0	0	0	0	0	0	0	5/6	1/3	0	8
Carter, Dexter	1	0	0	0	0	0	1	0/0	0/0	0	6
Davis, Eric	1	0	0	1	0	0	0	0/0	0/0	0	6

Rookie Names in Italics

(continued)

SCORING	TDs	Ru	Pa	Int	Fu	KO	Pu	PAT	FG	S	Pts
Hanks, Merton	1	0	0	0	1	0	0	0/0	0/0	0	6
Singleton, Nate	1	0	1	0	0	0	0	0/0	0/0	0	6
Walker, Adam	1	1	0	0	0	0	0	0/0	0/0	0	6
Woodall, Lee	1	0	0	0	1	0	0	0/0	0/0	0	6
49ERS	57	19	29	5	3	0	1	51/54	20/28	0	457
OPPONENTS	26	5	19	2	0	0	0	17/18	27/32	0	258
2-pt conversions: D. Loville, J. Rice, Team: 2-3											
RUSHING	Att	Yds	Avg	LG	TD						
Loville, Derek	218	723	3.3	27	10						
Young, Steve	50	250	5.0	29	3						
Floyd, William	64	237	3.7	23	2						
Erwins, Ricky	23	88	3.8	13	0						
Walker, Adam	14	44	3.1	16	1						
Rice, Jerry	5	36	7.2	20t	1						
Willis, Jamal	12	35	2.9	15	0						
Grbac, Elvis	20	33	1.7	11	2						
Carter, Dexter	7	22	3.1	15	0						
Lynn, Anthony	2	11	5.5	6	0						
49ERS	415	1,479	3.6	29	19						
OPPONENTS	348	1,061	3.1	33	5						
RECEIVING	No	Yds	Avg	LG	TD						
Rice, Jerry	122	1,848	15.1	81t	15						
Loville, Derek	87	662	7.6	31	3						
Jones, Brent	60	595	9.9	39	3						
Floyd, William	47	348	7.4	23	1						
Stokes, J.J.	38	517	13.6	41t	4						
Taylor, John	29	387	13.3	40	2						
Popson, Ted	16	128	8.0	16	0						
Walker, Adam	11	78	7.1	15	0						
Singleton, Nate	8	108	13.5	23	1						
Thomas, Chris	6	73	12.2	23	0						
Willis, Jamal	3	8	2.7	5	0						
Erwins, Ricky	2	21	10.5	11	0						
Carter, Dexter	1	4	4.0	4	0						
Carolan, Brett	1	3	3.0	3	0						
Dalman, Chris	1	-1	-1.0	-1	0						
49ERS	432	4,779	11.1	81t	29						
OPPONENTS	330	3,577	10.8	53	19						
INTERCEPTIONS	No	Yds	Avg	LG	TD						
Drakeford, Tyronne	5	54	10.8	37	0						
Hanks, Merton	5	31	6.2	23	0						
McDonald, Tim	4	135	33.8	52t	2						
Norton, Ken, Jr.	3	102	34.0	46	2						
Davis, Eric	3	84	28.0	86t	1						
Woodall, Lee	2	0	0.0	0	0						
Dodge, Dedrick	1	13	13.0	13	0						
Stubblefield, Dana	1	12	12.0	12	0						
Jackson, Rickey	1	1	1.0	1	0						
Pope, Marquez	1	-7	-7.0	-7	0						
49ERS	26	425	16.4	86t	5						
OPPONENTS	16	247	15.4	96t	2						
KICKOFF RETURNS	No	Yds	Avg	LG	TD						
Carter, Dexter	23	522	22.7	46	0						
Willis, Jamal	17	427	25.1	39	0						
Erwins, Ricky	5	32	6.4	14	0						
Warren, Terrence	4	67	16.8	21	0						
Thomas, Mark	3	49	16.3	20	0						
Dalman, Chris	3	29	9.7	12	0						
Caldwell, Mike	2	40	20.0	20	0						
Walker, Adam	1	17	17.0	17	0						
49ERS	58	1,183	20.4	46	0						
OPPONENTS	82	1,857	22.7	71	1						
PUNT RETURNS	No	FC	Yds	Avg	LG	TD					
Carter, Dexter	9	7	164	18.2	78t	1					
Taylor, John	11	9	56	5.1	11	0					
Singleton, Nate	5	1	27	5.4	19	0					
Hanks, Merton	1	0	0	0.0	0	0					
Thomas, Chris	1	0	25	25.0	25	0					
49ERS	27	17	272	10.1	78t	1					
OPPONENTS	26	20	292	11.2	74	0					
PUNTING	No	Yds	Avg	TB	I-20	LG	Bik				
Thompson, Tommy	57	2,312	40.6	5	13	65	0				
49ERS	57	2,312	40.6	5	13	65	0				
OPPONENTS	70	2,918	41.7	11	19	55	0				
PASSING	Att	Comp	Pct	Yds	LG	TD	Int	QB			
Young, Steve	447	299	66.9	3,200	57	20	11	92.3			
Grbac, Elvis	183	127	69.4	1,469	81t	8	5	80.8			
Conklin, Cary	12	4	33.3	48	28	0	0	46.5			
Rice, Jerry	1	1	100.0	41	41t	1	0	158.3			
Taylor, John	1	1	100.0	21	21	0	0	118.8			
49ERS	644	432	67.1	4,779	81t	29	16	93.6			
OPPONENTS	611	330	54.0	3,577	53	19	26	64.1			



1996 (12-4/13-5)

George Seifert, Coach

W	27	New Orleans (63,970), S-1	11
W	34	St. Louis (63,624), S-8	0
-	-	BYE, S-15	-
L	7	at Carolina (72,224), S-22	23
W	39	Atlanta (62,995), S-29	17
W	28	at St. Louis (61,260), O-6	11
L	20	at Green Bay (60,716), MON /O-14	(OT) 23
W	28	Cincinnati (63,218), O-20	21
W	10	at Houston (53,664), O-27	9
W	24	at New Orleans (53,297), SUN /N-3	17
L	17	Dallas (68,919), N-10	(OT) 20
W	38	Baltimore (51,597), N-17	20
W	19	at Washington (54,235), N-24	(OT) 16
W	34	at Atlanta (46,318), MON /D-2	10
L	24	Carolina (66,291), D-8	30
W	25	at Pittsburgh (59,823), D-15	15
W	24	Detroit (61,921), MON /D-23	14
398			257

NFC WILD CARD - DEC. 29

(at San Francisco - 3Com Park)

W	14	Philadelphia (56,460)	0
---	----	-----------------------	---

NFC PLAYOFF - JAN. 4

(at Green Bay - Lambeau Field)

L	14	Green Bay (60,787)	35
---	----	--------------------	----

TEAM STATISTICS

	49ers	Opp
TOTAL FIRST DOWNS	315	269
By Rushing	108	76
By Passing	188	164
By Penalties	19	29
TOTAL YARDS GAINED	5,506	4,661
By Rushing	1,847	1,497
By Passing	3,659	3,164
TOTAL PLAYS FROM SCRIMMAGE	1,046	1,021
Rushes	454	418
Average Gain Per Rush	4.1	3.6
NET YARDS PASSING	3,659	3,164
Passes Attempted	550	558
Passes Completed	358	287
Percent Completed	65.1	51.4
Had Intercepted	16	20
Times Sacked	42	45
Lost Attempting to Pass	200	297
PUNTS	73	88
Total Yardage of Punts	3,217	3,695
Average Length	44.1	42.0
KICKOFF RETURNS	59	77
Total Yards Returned	1,258	1,414
Average Length of Return	21.3	18.4
PENALTIES	119	97
Yards Penalized	925	819
FUMBLES	16	29
Own Fumbles Recovered	8	15
Opponents' Fumbles Recovered	14	8
FIELD GOALS	30	26
Field Goals Attempted	34	29
TOTAL POINTS SCORED	398	257
Touchdowns Scored	43	25
Touchdowns Rushing	17	4
Touchdowns Passing	24	21
Touchdown Returns	2	0
Extra Points	40	21
Safeties	4	0
AVG. TIME OF POSSESSION	31:28	28:32
SCORING	TDs Ru Pa Int Fu KO Pu PAT FG S Pts	
Wilkins, Jeff	0 0 0 0 0 0 0 40/40 30/34 0 130	
Rice, Jerry	9 1 8 0 0 0 0 0/0 0/0 0 54	
Popson, Ted	6 0 6 0 0 0 0 0/0 0/0 0 36	
Young, Steve	4 4 0 0 0 0 0 0/0 0/0 0 26	
Kirby, Terry	4 3 1 0 0 0 0 0/0 0/0 0 24	
Loville, Derek	4 2 2 0 0 0 0 0/0 0/0 0 24	
Owens, Terrell	4 0 4 0 0 0 0 0/0 0/0 0 24	
Floyd, William	3 2 1 0 0 0 0 0/0 0/0 0 18	
Grbac, Elvis	2 2 0 0 0 0 0 0/0 0/0 0 12	
Vardell, Tommy	2 2 0 0 0 0 0 0/0 0/0 0 12	
Carter, Dexter	1 1 0 0 0 0 0 0/0 0/0 0 6	

Rookie Names in Italics

(continued)

SCORING	TDs Ru Pa Int Fu KO Pu PAT FG S Pts	
Doleman, Chris	1 0 0 0 1 0 0 0/0 0/0 0 6	
Jones, Brent	1 0 1 0 0 0 0 0/0 0/0 0 6	
Pope, Marquez	1 0 0 1 0 0 0 0/0 0/0 0 6	
<i>Uwaezuoke, Iheanyi</i>	1 0 1 0 0 0 0 0/0 0/0 0 6	
Young, Bryant	0 0 0 0 0 0 0 0/0 0/0 2 4	
49ERS	43 17 24 1 1 0 0 40/40 30/34 4*394	
OPPONENTS	25 4 21 0 0 0 0 21/21 26/29 0 257	

2-pt conversions: S. Young, Team: 1-3, Opponents: 4-4

*49ers credited with 2 team safeties

RUSHING	Att Yds Avg LG TD	
Kirby, Terry	134 559 4.2 31 3	
Young, Steve	52 310 6.0 33 4	
Loville, Derek	70 229 3.3 16 2	
Vardell, Tommy	58 192 3.3 17 2	
Floyd, William	47 186 4.0 12 2	
Lynn, Anthony	24 164 6.8 67 0	
Rice, Jerry	11 77 7.0 38 1	
Carter, Dexter	19 66 3.5 18 1	
Brohm, Jeff	16 43 2.7 22 0	
Grbac, Elvis	23 21 0.9 12 2	
49ERS	454 1,847 4.1 67 17	
OPPONENTS	418 1,497 3.6 54t 4	
RECEIVING	No Yds Avg LG TD	
Rice, Jerry	108 1,254 11.6 39 8	
Kirby, Terry	52 439 8.4 52 1	
<i>Owens, Terrell</i>	35 520 14.9 46t 4	
Jones, Brent	33 428 13.0 39 1	
Vardell, Tommy	28 179 6.4 22 0	
Popson, Ted	26 301 11.6 39t 6	
Floyd, William	26 197 7.6 24 1	
Stokes, J.J.	18 249 13.8 40 0	
Loville, Derek	16 138 8.6 44t 2	
<i>Uwaezuoke, Iheanyi</i>	7 91 13.0 29t 1	
<i>Manuel, Sean</i>	3 18 6.0 7 0	
Lynn, Anthony	2 14 7.0 8 0	
Caldwell, Mike	2 9 4.5 8 0	
Cooper, Adrian	1 11 11.0 11 0	
Singleton, Nate	1 11 11.0 11 0	
49ERS	358 3,859 10.8 52 24	
OPPONENTS	287 3,461 12.1 65t 21	
INTERCEPTIONS	No Yds Avg LG TD	
Pope, Marquez	6 98 16.3 55t 1	
Hanks, Merton	4 7 1.8 8 0	
Dodge, Dedrick	3 27 9.0 26 0	
McDonald, Tim	2 14 7.0 14 0	
Doleman, Chris	2 1 0.5 1 0	
Stubblefield, Dana	1 15 15.0 15 0	
Drakeford, Tyrone	1 11 11.0 11 0	
Israel, Steve	1 3 3.0 3 0	
49ERS	20 176 8.8 55t 1	
OPPONENTS	16 107 6.7 35 0	
KICKOFF RETURNS	No Yds Avg LG TD	
Carter, Dexter	41 909 22.2 71 0	
Loville, Derek	10 229 22.9 35 0	
<i>Owens, Terrell</i>	3 47 15.7 18 0	
Deese, Derrick	2 20 10.0 12 0	
Kirby, Terry	1 22 22.0 22 0	
<i>Uwaezuoke, Iheanyi</i>	1 21 21.0 21 0	
Singleton, Nate	1 10 10.0 10 0	
49ERS	59 1,258 21.3 71 0	
OPPONENTS	77 1,414 18.4 58 0	
PUNT RETURNS	No FC Yds Avg LG TD	
Carter, Dexter	36 17 317 8.8 52 0	
Singleton, Nate	2 0 32 16.0 21 0	
Kirby, Terry	1 4 3 3.0 3 0	
49ERS	39 21 352 9.0 52 0	
OPPONENTS	36 11 235 6.5 22 0	
PUNTING	No Yds Avg TB I-20 LG Bk	
Thompson, Tommy	73 3,217 44.1 6 20 65 2	
49ERS	73 3,217 42.9 6 20 65 2	
OPPONENTS	88 3,695 42.0 11 23 62 0	
PASSING	Att Comp Pct Yds LG TD Int QB	
Young, Steve	316 214 67.7 2,410 52 14 6 97.2	
Grbac, Elvis	197 122 61.9 1,236 40 8 10 72.2	
Brohm, Jeff	34 21 61.8 189 49 1 0 86.5	
Kirby, Terry	2 1 50.0 24 24t 1 0 133.3	
Rice, Jerry	1 0 0.0 0 0 0 0 39.6	
49ERS	550 358 65.1 3,859 52 24 16 88.0	
OPPONENTS	558 287 51.4 3,461 65t 21 20 68.4	



1997 (13-3/14-4)

NFC West Champions

Steve Mariucci, Coach

L	6	at Tampa Bay (62,554), A-31	13
W	15	at St. Louis (64,630), S-7	12
W	33	New Orleans (61,838), S-14	7
W	34	Atlanta (60,404), S-21	7
W	34	at Carolina (70,972), MON/S -29	21
-	-	BYE, 0-5	-
W	30	St. Louis (63,825), 0-12	10
W	35	at Atlanta (53,378), 0-19	28
W	23	at New Orleans (60,443), 0-26	0
W	17	Dallas (68,657), N-2	10
W	24	at Philadelphia (67,133), MON/N -10	12
W	27	Carolina (61,500), N-16	19
W	17	San Diego (61,195), N-23	10
L	9	at Kansas City (77,535), N-30	44
W	28	Minnesota (55,761), D-7	17
W	34	Denver (68,461), MON/D -15	17
L	9	at Seattle (66,253), SUN/D -21	38
375			265

NFC PLAYOFF - JAN. 3

(at San Francisco - 3Com Park)

W	38	Minnesota (65,018)- SAT	22
---	----	--------------------------------	----

NFC CHAMPIONSHIP - JAN. 11

(at San Francisco - 3Com Park)

L	10	Green Bay (68,987)	23
---	----	--------------------	----

TEAM STATISTICS

	49ers	Opp
TOTAL FIRST DOWNS	294	242
By Rushing	106	67
By Passing	167	145
By Penalties	21	30
TOTAL YARDS GAINED	5,112	4,013
By Rushing	1,969	1,366
By Passing	3,143	2,647
TOTAL PLAYS FROM SCRIMMAGE	999	949
Rushes	523	386
Average Gain Per Rush	3.8	3.5
NET YARDS PASSING	3,143	3,164
Passes Attempted	432	558
Passes Completed	278	287
Percent Completed	64.4	50.7
Had Intercepted	11	25
Times Sacked	44	54
Lost Attempting to Pass	289	364
PUNTS	78	82
Total Yardage of Punts	3,182	3,473
Average Length	40.8	42.4
KICKOFF RETURNS	50	82
Total Yards Returned	1,133	1,746
Average Length of Return	22.7	21.3
PENALTIES	115	91
Yards Penalized	979	742
FUMBLES	22	24
Own Fumbles Recovered	13	8
Opponents' Fumbles Recovered	16	9
FIELD GOALS	29	16
Field Goals Attempted	36	20
TOTAL POINTS SCORED	375	265
Touchdowns Scored	41	31
Touchdowns Rushing	16	5
Touchdowns Passing	20	23
Touchdown Returns	5	3
Extra Points	38	29
Safeties	0	1
AVG. TIME OF POSSESSION	32:28	27:32

SCORING

	TDs	Ru	Pa	Int	Fu	KO	Pu	PAT	FG	S	Pts
Anderson, Gary	0	0	0	0	0	0	0	38/38	29/36	0	125
Kirby, Terry	8	6	1	0	0	1	0	0/0	0/0	0	52
Owens, Terrell	8	0	8	0	0	0	0	0/0	0/0	0	48
Hearst, Garrison	6	4	2	0	0	0	0	0/0	0/0	0	36
Floyd, William	4	3	1	0	0	0	0	0/0	0/0	0	24
Stokes, J.J.	4	0	4	0	0	0	0	0/0	0/0	0	24
Young, Steve	3	3	0	0	0	0	0	0/0	0/0	0	18
Hanks, Merton	2	0	0	1	1	0	0	0/0	0/0	0	12

Rookie Names in Italics

(continued)

SCORING

	TDs	Ru	Pa	Int	Fu	KO	Pu	PAT	FG	S	Pts
Jones, Brent	2	0	2	0	0	0	0	0/0	0/0	0	12
Clark, Greg	1	0	1	0	0	0	0	0/0	0/0	0	6
Greene, Kevin	1	0	0	0	1	0	0	0/0	0/0	0	6
Levy, Chuck	1	0	0	0	0	0	1	0/0	0/0	0	6
Rice, Jerry	1	0	1	0	0	0	0	0/0	0/0	0	6
49ERS	41	16	20	1	2	1	1	38/38	29/36	0	375
OPPONENTS	31	5	23	2	1	0	0	29/29	16/20	1	265

2-pt conversions: T. Kirby 2, Team: 2-3, Opponents: 0-2

RUSHING

	Att	Yds	Avg	LG	TD
Hearst, Garrison	234	1,019	4.4	51	4
Kirby, Terry	125	418	3.3	38	6
Floyd, William	78	231	3.0	22	3
Young, Steve	50	199	4.0	13	3
Levy, Chuck	16	90	5.6	24	0
Edwards, Marc	5	17	3.4	6	0
Brohm, Jeff	4	11	2.8	10	0
Druckenmiller, Jim	10	-6	-0.6	2	0
Rice, Jerry	1	-10	-10.0	-10	0
49ERS	523	1,969	3.8	51	16
OPPONENTS	386	1,366	3.5	46	5

RECEIVING

	No	Yds	Avg	LG	TD
Owens, Terrell	60	936	15.6	56t	8
Stokes, J.J.	58	733	12.6	36	4
Floyd, William	37	321	8.7	44t	1
Jones, Brent	29	383	13.2	33	2
Kirby, Terry	23	279	12.1	82	1
Hearst, Garrison	21	194	9.2	69	2
Uwaezuoke, Iheanyi	14	165	11.8	25	0
Clark, Greg	8	96	12.0	23	1
Rice, Jerry	7	78	11.1	16	1
Edwards, Marc	6	48	8.0	19	0
Fann, Chad	5	78	15.6	21	0
Levy, Chuck	5	68	13.6	30	0
Harris, Mark	5	53	10.6	16	0
49ERS	278	3,432	12.4	82	20
OPPONENTS	258	3,011	11.7	69	23

INTERCEPTIONS

	No	Yds	Avg	LG	TD
Hanks, Merton	6	103	17.2	55t	1
Drakeford, Tyronne	5	15	3.0	15	0
Woodson, Rod	3	81	27.0	41	0
Walker, Darnell	3	49	16.3	28	0
McDonald, Tim	3	34	11.3	17	0
Woodall, Lee	2	55	27.5	55	0
Bronson, Zack	1	22	22.0	22	0
Pope, Marquez	1	7	7.0	7	0
Maxie, Brett	1	0	0.0	0	0
49ERS	25	366	14.6	55t	1
OPPONENTS	11	169	15.4	75t	2

KICKOFF RETURNS

	No	Yds	Avg	LG	TD
Levy, Chuck	36	793	22.0	59	0
Uwaezuoke, Iheanyi	6	131	21.8	25	0
Kirby, Terry	3	124	41.3	101t	1
Owens, Terrell	2	31	15.5	23	0
Edwards, Marc	1	30	30.0	30	0
Drakeford, Tyronne	1	24	24.0	24	0
Fann, Chad	1	0	0.0	0	0
49ERS	50	1,133	22.7	101t	1
OPPONENTS	82	1,746	21.3	61	0

PUNT RETURNS

	No	FC	Yds	Avg	LG	TD
Uwaezuoke, Iheanyi	34	14	373	11.0	36	0
Levy, Chuck	6	2	109	18.2	73t	1
Woodson, Rod	1	0	0	0.0	0	0
49ERS	41	16	482	11.8	73t	1
OPPONENTS	41	9	307	7.5	37	0

PUNTING

	No	Yds	Avg	TB	I-20	LG	Bik
Thompson, Tommy	78	3,182	40.8	7	22	55	1
49ERS	78	3,182	40.3	7	22	55	1
OPPONENTS	83	3,473	41.9	11	25	59	1

PASSING

	Att	Comp	Pct	Yds	LG	TD	Int	QB
Young, Steve	356	241	67.7	3,029	82	19	6	104.7
Druckenmiller, Jim	52	21	40.4	239	33	1	4	29.2
Brohm, Jeff	24	16	66.7	164	21	0	1	68.7
49ERS	432	278	64.4	3,432	82	20	11	93.6
OPPONENTS	509	258	50.7	3,011	69	23	25	63.6

**1998 (12-4/13-5)****Steve Mariucci, Coach**

W	36	New York Jets (64,419), S-6	(OT) 30
W	45	at Washington (76,798), MON /S-14	10
-	-	BYE, S-20	-
W	31	Atlanta (62,296), S-27	20
L	21	at Buffalo (76,615), O-4	26
W	31	at New Orleans (62,811), O-11	0
W	34	Indianapolis (68,486), O-18	31
W	28	at St. Louis (58,563), O-25	10
L	22	at Green Bay (59,794), N-1	36
W	25	Carolina (68,572), N-8	23
L	19	at Atlanta (69,828), N-15	31
W	31	New Orleans (68,429), SUN /N-22	20
W	31	New York Giants (68,212), MON /N-30	7
W	31	at Carolina (63,332), D-6	(OT) 28
W	35	Detroit (68,585), MON /D-14	13
L	21	at New England (59,153), D-20	24
W	38	St. Louis (68,386), D-27	19
479			328

NFC WILD CARD - JAN. 3

(at San Francisco - 3Com Park)

W	30	Green Bay (66,506)	27
---	----	--------------------	----

NFC PLAYOFF- JAN. 9

(at Atlanta - Georgia Dome)

L	18	Atlanta (70,262)- SAT	20
---	----	------------------------------	----

TEAM STATISTICS

	49ers	Opp
TOTAL FIRST DOWNS	381	297
By Rushing	129	91
By Passing	223	178
By Penalties	29	28
TOTAL YARDS GAINED	6,800	5,343
By Rushing	2,544	1,610
By Passing	4,256	3,733
TOTAL PLAYS FROM SCRIMMAGE	1,100	1,012
Rushes	491	395
Average Gain Per Rush	5.2	4.1
NET YARDS PASSING	4,256	3,733
Passes Attempted	556	566
Passes Completed	347	294
Percent Completed	62.4	51.9
Had Intercepted	15	21
Times Sacked	53	51
Lost Attempting to Pass	254	259
PUNTS	69	83
Total Yardage of Punts	2,835	3,492
Average Length	41.1	42.1
KICKOFF RETURNS	59	67
Total Yards Returned	1,108	1,296
Average Length of Return	18.8	19.3
PENALTIES	133	101
Yards Penalized	1,156	800
FUMBLES	22	24
Own Fumbles Recovered	7	12
Opponents' Fumbles Recovered	12	15
FIELD GOALS	18	19
Field Goals Attempted	27	32
TOTAL POINTS SCORED	479	328
Touchdowns Scored	61	39
Touchdowns Rushing	19	13
Touchdowns Passing	41	25
Touchdown Returns	1	1
Extra Points	49	35
Safeties	0	1
AVG. TIME OF POSSESSION	31:52	28:08

SCORING

	TDs	Ru	Pa	Int	Fu	KO	Pu	PAT	FG	S	Pts
<i>Richey, Wade</i>	0	0	0	0	0	0	0	49/51	18/27	0	103
Owens, Terrell	15	1	14	0	0	0	0	0/0	0/0	0	92
Rice, Jerry	9	0	9	0	0	0	0	0/0	0/0	0	58
Hearst, Garrison	9	7	2	0	0	0	0	0/0	0/0	0	56
Stokes, J.J.	8	0	8	0	0	0	0	0/0	0/0	0	48
Young, Steve	6	6	0	0	0	0	0	0/0	0/0	0	36
Smith, Irv	5	0	5	0	0	0	0	0/0	0/0	0	30
Edwards, Marc	3	1	2	0	0	0	0	0/0	0/0	0	18
Kirby, Terry	3	3	0	0	0	0	0	0/0	0/0	0	18

Rookie Names in Italics

(continued)

SCORING

	TDs	Ru	Pa	Int	Fu	KO	Pu	PAT	FG	S	Pts
Clark, Greg	1	0	1	0	0	0	0	0/0	0/0	0	8
Levy, Chuck	1	1	0	0	0	0	0	0/0	0/0	0	6
<i>McQuarters, R.W.</i>	1	0	0	0	0	0	1	0/0	0/0	0	6
49ERS	61	19	41	0	0	0	1	49/51	18/27	0	479
OPPONENTS	39	13	25	0	1	0	0	35/38	19/32	1	328

2-pt conversions: J. Rice 2, G. Clark, G. Hearst, T. Owens, Team: 5-9, Opponents: 0-1

RUSHING

	Att	Yds	Avg	Lg	TD
Hearst, Garrison	310	1,570	5.1	96t	7
Young, Steve	70	454	6.5	24	6
Kirby, Terry	48	258	5.4	31t	3
Levy, Chuck	25	112	4.5	21t	1
Edwards, Marc	22	94	4.3	32	1
Owens, Terrell	4	53	13.3	21t	1
Detmer, Ty	8	7	0.9	10	0
Roby, Reggie	1	0	0.0	0	0
Druckenmiller, Jim	3	-4	-1.3	-1	0
49ERS	491	2,544	5.2	96t	19
OPPONENTS	395	1,610	4.1	65t	13

RECEIVING

	No	Yds	Avg	LG	TD
Rice, Jerry	82	1,157	14.1	75t	9
Owens, Terrell	67	1,097	16.4	79t	14
Stokes, J.J.	63	770	12.2	33t	8
Hearst, Garrison	39	535	13.7	81t	2
Smith, Irv	25	266	10.6	25t	5
Edwards, Marc	22	218	9.9	47t	2
Kirby, Terry	16	134	8.4	25	0
Levy, Chuck	15	64	4.3	13	0
Clark, Greg	12	124	10.3	23	1
Uwaezuoke, Iheanyi	3	67	22.3	35	0
Harris, Mark	2	67	33.5	42	0
<i>Beasley, Fred</i>	1	11	11.0	11	0
49ERS	347	4,510	13.0	81t	41
OPPONENTS	294	3,992	13.6	80t	25

INTERCEPTIONS

	No	Yds	Avg	LG	TD
Walker, Darnell	4	78	19.5	36	0
Hanks, Merton	4	37	9.3	37	0
Bronson, Zack	4	34	8.5	28	0
McDonald, Tim	4	22	5.5	18	0
Tubbs, Winfred	1	7	7.0	7	0
Woodall, Lee	1	4	4.0	4	0
Langham, Antonio	1	0	0.0	0	0
Pope, Marquez	1	0	0.0	0	0
Barker, Roy	1	-4	-4.0	-4	0
49ERS	21	178	8.5	37	0
OPPONENTS	15	304	20.3	43	0

KICKOFF RETURNS

	No	Yds	Avg	LG	TD
Levy, Chuck	22	383	17.4	30	0
Kirby, Terry	17	340	20.0	33	0
<i>McQuarters, R.W.</i>	17	339	19.9	45	0
Smith, Irv	2	35	17.5	23	0
Richie, David	1	11	11.0	11	0
49ERS	59	1,108	18.8	45	0
OPPONENTS	67	1,296	19.3	47	0

PUNT RETURNS

	No	FC	Yds	Avg	LG	TD
<i>McQuarters, R.W.</i>	47	10	406	8.6	72t	1
49ERS	47	10	406	8.6	72t	1
OPPONENTS	36	15	341	9.5	53	0

PUNTING

	No	Yds	Avg	TB	I-20	LG	Bik
Roby, Reggie	60	2,511	41.9	6	14	66	0
Howard, Ed	9	324	36.0	1	2	45	0
49ERS	69	2,835	41.1	7	16	66	0
OPPONENTS	83	3,492	42.1	8	20	64	0

PASSING

	Att	Comp	Pct	Yds	LG	TD	Int	QB
Young, Steve	517	322	62.3	4,170	81t	36	12	101.1
Detmer, Ty	38	24	63.2	312	36t	4	3	91.1
Kirby, Terry	1	1	100.0	28	28t	1	0	158.3
49ERS	556	347	62.4	4,510	81t	41	15	101.2
OPPONENTS	566	294	51.9	3,992	80t	25	21	74.0



1999 (4-12)

Steve Mariucci, Coach

L	3	at Jacksonville (68,678), S-12	41
W	28	New Orleans (67,685), S-19	21
W	24	at Arizona (71,200), MON /S-27	10
W	24	Tennessee (67,447), O-3	22
L	20	at St. Louis (65,872), O-10	42
L	29	Carolina (68,151), O-17	31
L	16	at Minnesota (64,109), O-24	40
-	-	BYE, O-31	
L	6	Pittsburgh (68,657), N-7	27
L	6	at New Orleans (52,198), N-14	24
L	7	St. Louis (68,193), N-21	23
L	3	Green Bay (68,304), MON /N-29	20
L	30	at Cincinnati (53,463), D-5	44
W	26	Atlanta (67,465), D-12	7
L	24	at Carolina (62,373), D-18	41
L	20	Washington (68,329), SUN /D-26	(OT) 26
L	29	at Atlanta (57,980), MON /J-3	34
295			453

TEAM STATISTICS		49ers	Opp
TOTAL FIRST DOWNS		300	315
By Rushing		102	91
By Passing		172	192
By Penalties		26	32
TOTAL YARDS GAINED		5,380	5,687
By Rushing		2,085	1,619
By Passing		3,295	4,068
TOTAL PLAYS FROM SCRIMMAGE		1,012	979
Rushes		419	426
Average Gain Per Rush		5.0	3.8
NET YARDS PASSING		3,295	4,068
Passes Attempted		560	521
Passes Completed		324	317
Percent Completed		57.9	60.8
Had Intercepted		19	13
Times Sacked		34	32
Lost Attempting to Pass		241	227
PUNTS		73	69
Total Yardage of Punts		2,883	2,712
Average Length		39.5	39.3
KICKOFF RETURNS		77	47
Total Yards Returned		1,579	1,093
Average Length of Return		20.5	23.3
PENALTIES		120	96
Yards Penalized		1,045	760
FUMBLES		29	18
Own Fumbles Recovered		16	11
Opponents' Fumbles Recovered		7	13
FIELD GOALS		21	27
Field Goals Attempted		23	32
TOTAL POINTS SCORED		295	453
Touchdowns Scored		33	53
Touchdowns Rushing		14	11
Touchdowns Passing		14	36
Touchdown Returns		5	6
Extra Points		30	50
Safeties		1	1
AVG. TIME OF POSSESSION		30:17	29:43

SCORING	TDs	Ru	Pa	Int	Fu	KO	Pu	PAT	FG	S	Pts
Richey, Wade	0	0	0	0	0	0	0	30/31	21/23	0	93
Garner, Charlie	6	4	2	0	0	0	0	0/0	0/0	0	36
Rice, Jerry	5	0	5	0	0	0	0	0/0	0/0	0	30
Beasley, Fred	4	4	0	0	0	0	0	0/0	0/0	0	24
Owens, Terrell	4	0	4	0	0	0	0	0/0	0/0	0	24
Stokes, J.J.	3	0	3	0	0	0	0	0/0	0/0	0	20
Garcia, Jeff	2	2	0	0	0	0	0	0/0	0/0	0	12
Phillips, Lawrence	2	2	0	0	0	0	0	0/0	0/0	0	12
Walker, Darnell	2	0	0	1	1	0	0	0/0	0/0	0	12
Bryant, Junior	1	0	0	0	1	0	0	0/0	0/0	0	6
Jervy, Travis	1	1	0	0	0	0	0	0/0	0/0	0	6
McMillian, Mark	1	0	0	0	1	0	0	0/0	0/0	0	6
Schulters, Lance	1	0	0	1	0	0	0	0/0	0/0	0	6
Vardell, Tommy	1	1	0	0	0	0	0	0/0	0/0	0	6

Rookie Names in Italics

(continued)

SCORING	TDs	Ru	Pa	Int	Fu	KO	Pu	PAT	FG	S	Pts
Young, Bryant	0	0	0	0	0	0	0	0/0	0/0	1	2
49ERS	33	14	14	2	3	0	0	30/31	21/23	1	295
OPPONENTS	53	11	36	2	1	1	2	50/50	27/32	1	453
2-pt conversions: J.J. Stokes, Team: 1-2, Opponents: 1-2											
RUSHING	Att			Yds				Avg		LG	TD
Garner, Charlie	241			1,229				5.1		53	4
Beasley, Fred	58			276				4.8		44t	4
Garcia, Jeff	45			231				5.1		25	2
Phillips, Lawrence	30			144				4.8		68t	2
Jackson, Terry	15			75				5.0		11	1
Young, Steve	11			57				5.2		14	0
Jervy, Travis	6			49				8.2		33	1
Stenstrom, Steve	3			15				5.0		8	0
Rice, Jerry	2			13				6.5		11	0
Vardell, Tommy	6			6				1.0		5	0
Stanley, Chad	1			0				0.0		0	0
49ERS	418			2,095				5.0		68t	14
OPPONENTS	426			1,619				3.8		52	11
RECEIVING	No			Yds				Avg		LG	TD
Rice, Jerry	67			830				12.4		62	5
Owens, Terrell	60			754				12.6		36	4
Garner, Charlie	56			535				9.6		53	2
Stokes, J.J.	34			429				12.6		47	3
Clark, Greg	34			347				10.2		24	0
Beasley, Fred	32			282				8.8		24	0
Phillips, Lawrence	15			152				10.1		47	0
Vardell, Tommy	7			36				5.1		11	0
Harris, Mark	6			66				11.0		33	0
Cline, Tony	4			45				11.3		30	0
Jackson, Terry	3			6				2.0		4	0
Streets, Tai	2			25				12.5		14	0
Fann, Chad	2			8				4.0		6	0
Stenstrom, Steve	1			9				9.0		9	0
Jervy, Travis	1			2				2.0		2	0
49ERS	324			3,526				10.9		62	14
OPPONENTS	317			4,295				13.6		80t	36
INTERCEPTIONS	No			Yds				Avg		LG	TD
Schulters, Lance	6			127				21.2		64t	1
McDonald, Tim	2			18				9.0		18	0
Walker, Darnell	1			27				27.0		27t	1
McQuarters, R.W.	1			25				25.0		25	0
Tubbs, Winfred	1			8				8.0		8	0
McDonald, Ramos	1			4				4.0		4	0
McMillian, Mark	1			0				0.0		0	0
49ERS	13			209				16.1		64t	2
OPPONENTS	19			286				15.1		93t	2
KICKOFF RETURNS	No			Yds				Avg		LG	TD
McQuarters, R.W.	26			568				21.9		37	0
Phillips, Lawrence	19			415				21.8		75	0
Preston, Roell	16			292				18.3		58	0
Jervy, Travis	8			191				23.9		48	0
Prioleau, Pierson	3			73				24.3		32	0
Harris, Mark	2			26				13.0		15	0
Peterson, Anthony	2			10				5.0		10	0
Lynch, Ben	1			4				4.0		4	0
49ERS	77			1,579				20.5		75	0
OPPONENTS	47			1,093				23.3		97t	1
PUNT RETURNS	No			FC		Yds		Avg		LG	TD
McQuarters, R.W.	18			3		90		5.0		32	0
Preston, Roell	3			8		6		2.0		6	0
Harris, Mark	4			2		8		2.0		5	0
Givens, Reggie	1			0		0		0.0		0	0
49ERS	26			13		104		4.0		32	0
OPPONENTS	33			11		399		12.1		70t	2
PUNTING	No			Yds		Avg		TB	I-20	LG	Blk
Stanley, Chad	69			2,737		39.7		9	20	70	2
Richey, Wade	4			146		36.5		0	1	45	0
49ERS	73			2,883		38.4		9	21	66	0
OPPONENTS	69			2,714		39.3		10	24	75	0
PASSING	Att	Comp		Pct		Yds		LG	TD	Int	QB
Garcia, Jeff	375	225		60.0		2,544		62	11	11	77.9
Stenstrom, Steve	100	54		54.0		536		32	0	4	52.8
Young, Steve	84	45		53.6		446		53	3	4	60.9
Rice, Jerry	1	0		0.0		0		0	0	0	39.6
49ERS	560	324		57.9		3,526		62	14	19	70.7
OPPONENTS	521	317		60.8		4,295		80t	36	13	99.9



2000 (6-10)

Steve Mariucci, Coach

L	28	at Atlanta (54,626), S-3	36
L	22	Carolina (66,879), S-10	38
L	24	at St. Louis (65,945), S-17	41
W	41	at Dallas (64,127), S-24	24
W	27	Arizona (66,985), O-1	20
L	28	Oakland (68,344), O-8	(OT) 34
L	28	at Green Bay (59,870), O-15	31
L	16	at Carolina (73,169), O-22	34
L	24	St. Louis (68,109), O-29	34
L	15	at New Orleans (64,900), N-5	31
W	21	Kansas City (68,002), N-12	7
W	16	Atlanta (67,447), N-19	6
-	-	BYE, N-26	-
W	45	at San Diego (57,255), D-3	17
L	27	New Orleans (67,892), D-10	31
W	17	Chicago (68,306), D-17	0
L	9	at Denver (76,098), D-23	38
388			422

TEAM STATISTICS

	49ers	Opp
TOTAL FIRST DOWNS	334	347
By Rushing	98	110
By Passing	211	194
By Penalties	25	43
TOTAL YARDS GAINED	6,040	5,709
By Rushing	1,801	1,794
By Passing	4,239	3,915
TOTAL PLAYS FROM SCRIMMAGE	1,024	1,031
Rushes	416	435
Average Gain Per Rush	4.3	4.1
NET YARDS PASSING	4,239	3,915
Passes Attempted	583	558
Passes Completed	366	320
Percent Completed	62.8	57.4
Had Intercepted	10	13
Times Sacked	25	38
Lost Attempting to Pass	161	270
PUNTS	70	65
Total Yardage of Punts	2,727	2,773
Average Length	39.0	42.7
KICKOFF RETURNS	68	63
Total Yards Returned	1,299	1,358
Average Length of Return	19.1	21.6
PENALTIES	134	102
Yards Penalized	1,135	857
FUMBLES	22	19
Own Fumbles Recovered	13	8
Opponents' Fumbles Recovered	11	9
FIELD GOALS	15	26
Field Goals Attempted	22	31
TOTAL POINTS SCORED	388	422
Touchdowns Scored	49	49
Touchdowns Rushing	15	22
Touchdowns Passing	32	25
Touchdown Returns	2	2
Extra Points	43	46
Safeties	0	0
AVG. TIME OF POSSESSION	29:38	30:22

SCORING

	TDs	Ru	Pa	Int	Fu	KO	Pu	PAT	FG	S	Pts
Richey, Wade	0	0	0	0	0	0	0	43/45	15/22	0	88
Owens, Terrell	13	0	13	0	0	0	0	0/0	0/0	0	80
Garner, Charlie	10	7	3	0	0	0	0	0/0	0/0	0	60
Rice, Jerry	7	0	7	0	0	0	0	0/0	0/0	0	42
Beasley, Fred	6	3	3	0	0	0	0	0/0	0/0	0	36
Garcia, Jeff	4	4	0	0	0	0	0	0/0	0/0	0	24
Stokes, J.J.	3	0	3	0	0	0	0	0/0	0/0	0	20
Jackson, Terry	2	1	1	0	0	0	0	0/0	0/0	0	14
Clark, Greg	2	0	2	0	0	0	0	0/0	0/0	0	12
Montgomery, M.	1	0	0	1	0	0	0	0/0	0/0	0	6
Webster, Jason	1	0	0	1	0	0	0	0/0	0/0	0	6
49ERS	49	15	32	2	0	0	0	43/45	15/22	0	388
OPPONENTS	49	22	25	2	0	0	0	46/46	26/31	0	422

2-pt. conversions: T. Jackson, T. Owens, J.J. Stokes

Team: 3-4, Opponents: 2-2

Rookie Names in Italics

RUSHING

	Att	Yds	Avg	LG	TD
Garner, Charlie	258	1,142	4.4	42	7
Garcia, Jeff	72	414	5.8	33	4
Beasley, Fred	50	147	2.9	9	3
<i>Smith, Paul</i>	18	72	4.0	14	0
Owens, Terrell	3	11	3.7	5	0
Jackson, Terry	5	6	1.2	3	1
<i>Lewis, Jonas</i>	1	6	6.0	6	0
Stokes, J.J.	1	6	6.0	6	0
Jervy, Travis	1	0	0.0	0	0
Mirer, Rick	3	0	0.0	3	0
Streets, Tai	1	0	0.0	0	0
<i>Rattay, Tim</i>	2	-1	-0.5	0	0
Rice, Jerry	1	-2	-2.0	-2	0
49ERS	416	1,801	4.3	42	15
OPPONENTS	435	1,794	4.1	31	22

RECEIVING

	No	Yds	Avg	LG	TD
Owens, Terrell	97	1,451	15.0	69t	13
Rice, Jerry	75	805	10.7	68t	7
Garner, Charlie	68	647	9.5	62	3
Clark, Greg	38	342	9.0	34	2
Beasley, Fred	31	233	7.5	34	3
Stokes, J.J.	30	524	17.5	53	3
Streets, Tai	19	287	15.1	39	0
Jackson, Terry	5	48	9.6	16	1
<i>Smith, Paul</i>	2	55	27.5	47	0
Swift, Justin	1	8	8.0	8	0
49ERS	366	4,400	12.0	69t	32
OPPONENTS	320	4,185	13.1	78t	25

INTERCEPTIONS

	No	Yds	Avg	LG	TD
Bronson, Zack	3	75	25.0	43	0
Montgomery, Monty	3	68	22.7	46t	1
<i>Webster, Jason</i>	2	78	39.0	70t	1
<i>Peterson, Julian</i>	2	33	16.5	31	0
Prioleau, Pierson	1	13	13.0	13	0
Tubbs, Winfred	1	11	11.0	11	0
<i>Keith, John</i>	1	0	0.0	0	0
49ERS	13	278	21.4	70t	2
OPPONENTS	10	94	9.4	36t	2

KICKOFF RETURNS

	No	Yds	Avg	LG	TD
Williams, Kevin	30	536	17.9	33	0
<i>Lewis, Jonas</i>	9	168	18.7	26	0
<i>Smith, Paul</i>	9	167	18.6	28	0
Jervy, Travis	8	209	26.1	68	0
Streets, Tai	8	180	22.5	37	0
Jackson, Terry	1	9	9.0	19	0
<i>Milem, John</i>	1	13	13.0	13	0
Okefor, Chike	1	17	17.0	17	0
<i>Plummer, Ahmed</i>	1	0	0.0	0	0
49ERS	68	1,299	19.1	68	0
OPPONENTS	63	1,358	21.6	57	0

PUNT RETURNS

	No	FC	Yds	Avg	LG	TD
Williams, Kevin	26	13	220	8.5	25	0
49ERS	26	13	220	8.5	25	0
OPPONENTS	32	20	332	10.4	47	0

PUNTING

	No	Yds	Avg	TB	I-20	LG	Bik
Stanley, Chad	69	2,727	39.5	7	15	56	1
49ERS	70	2,727	39.0	7	15	56	1
OPPONENTS	65	2,773	42.7	10	16	66	0

PASSING

	Att	Comp	Pct	Yds	LG	TD	Int	QB
Garcia, Jeff	561	355	63.3	4,278	69t	31	10	97.6
Mirer, Rick	20	10	50.0	126	26	1	0	86.7
<i>Rattay, Tim</i>	1	1	100.0	-4	-4	0	0	79.2
Rice, Jerry	1	0	0.0	0	0	0	0	39.6
49ERS	583	366	62.8	4,400	69t	32	10	97.0
OPPONENTS	558	320	57.4	4,185	78t	25	13	86.4



2001 (12-4/12-5)

Steve Mariucci, Coach

W	16	Atlanta (65,989), S-9	(OT) 13
L	26	St. Louis (67,536), S-23	30
W	19	at New York Jets (78,722), MON /O-1	17
W	24	Carolina (66,944), SUN /O-7	14
W	37	at Atlanta (48,100), O-14	(OT) 31
-	-	BYE, O-21	-
L	31	at Chicago (66,944), O-28	(OT) 37
W	21	Detroit (67,605), N-4	13
W	28	New Orleans (68,083), N-11	27
W	25	at Carolina (72,665), N-18	(OT) 22
W	40	at Indianapolis (56,393), N-25	21
W	35	Buffalo (67,252), SUN /D-2	0
L	14	at St. Louis (66,218), D-9	27
W	21	Miami (68,223), D-16	0
W	13	Philadelphia (68,124), D-22	3
L	21	at Dallas (64,366), D-30	27
W	38	at New Orleans (70,020), J-6	0

409

NFC WILD CARD - JAN. 13

(at Green Bay - Lambeau Field)

L	15	at Green Bay (59,825)	25
---	----	-----------------------	----

TEAM STATISTICS

	49ers	Opp
TOTAL FIRST DOWNS	328	289
By Rushing	121	89
By Passing	184	179
By Penalties	23	21
TOTAL YARDS GAINED	5,689	4,954
By Rushing	2,244	1,571
By Passing	3,445	3,383
TOTAL PLAYS FROM SCRIMMAGE	1,041	988
Rushes	509	389
Average Gain Per Rush	4.3	4.1
NET YARDS PASSING	3,445	3,383
Passes Attempted	506	567
Passes Completed	318	332
Percent Completed	62.8	58.6
Had Intercepted	12	24
Times Sacked	26	32
Lost Attempting to Pass	114	220
PUNTS	69	72
Total Yardage of Punts	2,813	2,981
Average Length	40.8	41.4
KICKOFF RETURNS	61	68
Total Yards Returned	1,336	1,408
Average Length of Return	21.9	20.7
PENALTIES	82	95
Yards Penalized	669	812
FUMBLES	19	24
Own Fumbles Recovered	12	14
Opponents' Fumbles Recovered	10	7
FIELD GOALS	18	23
Field Goals Attempted	25	27
TOTAL POINTS SCORED	409	282
Touchdowns Scored	51	30
Touchdowns Rushing	16	9
Touchdowns Passing	32	18
Touchdown Returns	3	3
Extra Points	47	23
Safeties	0	1
AVG. TIME OF POSSESSION	31:49	28:11

SCORING	TDs	Ru	Pa	Int	Fu	KO	Pu	PAT	FG	S	Pts
Cortez, Jose	0	0	0	0	0	0	0	47/47	18/25	0	101
Owens, Terrell	16	0	16	0	0	0	0	0/0	0/0	0	96
Stokes, J.J.	7	0	7	0	0	0	0	0/0	0/0	0	42
Barlow, Kevan	5	4	1	0	0	0	0	0/0	0/0	0	30
Garcia, Jeff	5	5	0	0	0	0	0	0/0	0/0	0	30
Hearst, Garrison	5	4	1	0	0	0	0	0/0	0/0	0	30
Johnson, Eric	3	0	3	0	0	0	0	0/0	0/0	0	20
Jackson, Terry	3	1	2	0	0	0	0	0/0	0/0	0	18
Bronson, Zack	2	0	0	2	0	0	0	0/0	0/0	0	12

Rookie Names in Italics

(continued)

SCORING	TDs	Ru	Pa	Int	Fu	KO	Pu	PAT	FG	S	Pts
Beasley, Fred	1	1	0	0	0	0	0	0/0	0/0	0	6
Peterson, Julian	1	0	0	0	1	0	0	0/0	0/0	0	6
Smith, Paul	1	1	0	0	0	0	0	0/0	0/0	0	6
Streets, Tai	1	0	1	0	0	0	0	0/0	0/0	0	6
Swift, Justin	1	0	1	0	0	0	0	0/0	0/0	0	6
49ERS	51	16	32	2	1	0	0	47/47	18/25	0	409
OPPONENTS	30	9	18	3	0	0	0	23/23	23/27	1	282

2-pt conversions: E. Johnson Team: 1-3, Opponents: 4-6

RUSHING	Att	Yds	Avg	LG	TD
Hearst, Garrison	252	1,206	4.8	43t	4
Barlow, Kevan	125	512	4.1	25	4
Garcia, Jeff	72	254	3.5	25	5
Jackson, Terry	22	138	6.3	15	1
Beasley, Fred	23	73	3.2	16	1
Smith, Paul	4	27	6.8	13t	1
Owens, Terrell	4	21	5.3	12	0
Sutherland, Vinny	1	16	16.0	16	0
Baker, Jason	1	0	0.0	0	0
Rattay, Tim	5	-3	-0.6	1	0
49ERS	509	2,244	4.4	43t	16
OPPONENTS	389	1,571	4.0	39	9

RECEIVING	No	Yds	Avg	Long	TD
Owens, Terrell	93	1,412	15.2	60t	16
Stokes, J.J.	54	585	10.8	47	7
Hearst, Garrison	41	347	8.5	60t	1
Johnson, Eric	40	362	9.1	24	3
Streets, Tai	28	345	12.3	52	1
Barlow, Kevan	22	247	11.2	61t	1
Beasley, Fred	16	99	6.2	15	0
Jackson, Terry	12	91	7.6	14	2
Swift, Justin	11	66	6.0	13	1
Sutherland, Vinny	1	5	5.0	5	0
49ERS	318	3,559	11.2	61t	32
OPPONENTS	332	3,603	10.9	63	18

INTERCEPTIONS	No	Yds	Avg	Long	TD
Bronson, Zack	7	165	23.6	97t	2
Plummer Ahmed	7	45	6.4	24	0
Webster, Jason	3	61	20.3	31	0
Schulters, Lance	3	0	0.0	0	0
Winborn, Jamie	2	40	20.0	29	0
Holman, Rashad	1	19	19.0	19	0
Smith, Derek	1	0	0.0	0	0
49ERS	24	330	13.8	97t	2
OPPONENTS	12	232	19.3	74t	3

KICKOFF RETURNS	No	Yds	Avg	Long	TD
Sutherland, Vinny	50	1,140	22.8	65	0
Wilson, Cedrick	6	127	21.2	34	0
Smith, Paul	3	37	12.3	16	0
Lewis, Jonas	2	32	16.0	19	0
49ERS	61	1,336	21.9	65	0
OPPONENTS	68	1,408	20.7	46	0

PUNT RETURNS	No	FC	Yds	Avg	LG	TD
Sutherland, Vinny	21	19	147	7.0	19	0
Wilson, Cedrick	2	0	4	2.0	3	0
49ERS	23	19	151	6.6	19	0
OPPONENTS	34	14	290	8.5	34	0

PUNTING	No	Yds	Avg	TB	I-20	LG	Bik
Baker, Jason	69	2,813	40.8	4	21	64	0
49ERS	69	2,813	40.8	4	21	64	0
OPPONENTS	72	2,981	41.4	12	25	68	1

PASSING	Att	Comp	Pct	Yds	LG	TD	Int	QB
Garcia, Jeff	504	316	62.7	3,538	61t	32	12	94.8
Rattay, Tim	2	2	100.0	21	20	0	0	110.4
49ERS	506	318	62.8	3,559	61t	32	12	95.0
OPPONENTS	567	332	58.6	3,603	63	18	24	70.3



2002 (10-6/11-7)

NFC West Champions
Steve Mariucci, Coach

W	16	at New York Giants (78,748), THU/S-5	13
L	14	Denver (67,685), S-15	24
W	20	Washington (67,541), S-22	10
—	—	BYE, S-29	—
W	37	St. Louis (67,853), O-6	13
W	28	at Seattle (66,420), MON/O-14	21
L	27	at New Orleans (67,903), O-20	35
W	38	Arizona (67,173), O-27	28
W	23	at Oakland (62,660), N-3	(OT) 20
W	17	Kansas City (67,881), N-10	13
L	17	at San Diego (67,161), N-17	(OT) 20
L	17	Philadelphia (67,919), MON/N-25	38
W	31	Seattle (67,594), D-1	24
W	31	at Dallas (64,097), D-8	27
L	14	Green Bay (67,947), D-15	20
W	17	at Arizona (44,051), D-21	14
L	20	at St. Louis (66,118), MON/D-30	31
367			351

NFC WILD CARD - JAN. 5

(at San Francisco - 3Com Park)

W	39	New York Giants (66,318)	38
---	----	--------------------------	----

NFC PLAYOFF - JAN. 12

(at Tampa Bay - Raymond James Stadium)

L	6	at Tampa Bay (65,599)	31
---	---	-----------------------	----

TEAM STATISTICS

	49ers	Opp
TOTAL FIRST DOWNS	342	307
By Rushing	141	96
By Passing	182	188
By Penalties	19	23
TOTAL YARDS GAINED	5,701	5,158
By Rushing	2,244	1,652
By Passing	3,457	3,506
TOTAL PLAYS FROM SCRIMMAGE	1,082	978
Rushes	489	394
Average Gain Per Rush	5.3	5.3
NET YARDS PASSING	3,457	3,506
Passes Attempted	571	552
Passes Completed	354	340
Percent Completed	62.0	61.6
Had Intercepted	10	19
Times Sacked	22	32
Lost Attempting to Pass	119	195
PUNTS	65	65
Total Yardage of Punts	2,493	2,699
Average Length	38.4	41.5
KICKOFF RETURNS	68	73
Total Yards Returned	1,386	1,665
Average Length of Return	20.4	22.8
PENALTIES	87	82
Yards Penalized	725	681
FUMBLES	15	24
Own Fumbles Recovered	8	16
Opponents' Fumbles Recovered	8	7
FIELD GOALS	26	22
Field Goals Attempted	36	30
TOTAL POINTS SCORED	367	351
Touchdowns Scored	41	41
Touchdowns Rushing	16	14
Touchdowns Passing	23	23
Touchdown Returns	2	4
Extra Points	39	39
Safeties	0	0
AVG. TIME OF POSSESSION	32:00	28:00

SCORING

	TDs	Ru	Pa	Int	Fu	KO	Pu	PAT	FG	S	Pts
Owens, Terrell	14	1	13	0	0	0	0	0/0	0/0	0	84
Cortez, Jose TM	0	0	0	0	0	0	0	25/25	18/24	0	79
Hearst, Garrison	9	8	1	0	0	0	0	0/0	0/0	0	56
Chandler, Jeff	0	0	0	0	0	0	0	14/14	8/12	0	38
Barlow, Kevan	5	4	1	0	0	0	0	0/0	0/0	0	30
Streets, Tai	5	0	5	0	0	0	0	0/0	0/0	0	30

Rookie Names in Italics

(continued)

SCORING

	TDs	Ru	Pa	Int	Fu	KO	Pu	PAT	FG	S	Pts
Garcia, Jeff	3	3	0	0	0	0	0	0/0	0/0	0	20
Beasley, Fred	1	0	1	0	0	0	0	0/0	0/0	0	6
Stokes, J.J.	1	0	1	0	0	0	0	0/0	0/0	0	6
Webster, Jason	1	0	0	1	0	0	0	0/0	0/0	0	6
Williams, Jimmy	1	0	0	0	0	0	1	0/0	0/0	0	6
Wilson, Cedrick	1	0	1	0	0	0	0	0/0	0/0	0	6

49ERS

41 16 23 1 0 0 1 39/39 26/36 0 367

OPPONENTS

41 14 23 0 1 1 2 39/39 22/30 0 351

2-pt conversions: J. Garcia, G. Hearst Team: 2-2, Opponents: 0-2

RUSHING

	Att	Yds	Avg	LG	TD
Hearst, Garrison	215	972	4.5	40	8
Barlow, Kevan	145	675	4.7	35	4
Garcia, Jeff	73	353	4.8	21t	3
Smith, Paul	18	90	5.0	16	0
Owens, Terrell	7	79	11.3	38t	1
Beasley, Fred	26	75	2.9	9	0
Rattay, Tim	5	0	0.0	5	0
49ERS	489	2,244	4.6	40	16
OPPONENTS	394	1,652	4.2	53	14

RECEIVING

	No	Yds	Avg	Long	TD
Owens, Terrell	100	1,300	13.0	76t	13
Streets, Tai	72	756	10.5	47t	5
Hearst, Garrison	48	317	6.6	16	1
Johnson, Eric	36	321	8.9	38	0
Stokes, J.J.	32	332	10.4	51	1
Beasley, Fred	22	152	6.9	25t	1
Wilson, Cedrick	15	166	11.1	22	1
Barlow, Kevan	14	136	9.7	29	1
Swift, Justin	10	63	6.3	11	0
Smith, Paul	5	33	6.6	11	0
49ERS	354	3,576	10.1	76t	23
OPPONENTS	340	3,701	10.9	58	23

INTERCEPTIONS

	No	Yds	Avg	Long	TD
Parrish, Tony	7	204	29.1	60	0
Heard, Ronnie	4	60	15.0	30	0
Bronson, Zack	3	28	9.3	20	0
Webster, Jason	1	37	37.0	37t	1
Hawthorne, Duane LG	1	15	15.0	15	0
Peterson, Julian	1	2	2.0	2	0
Holman, Rashad	1	1	1.0	1	0
Plummer, Ahmed	1	0	0.0	0	0
Stewart, Quincy	1	0	0.0	0	0
49ERS	19	332	17.5	60	1
OPPONENTS	10	54	5.4	36	0

KICKOFF RETURNS

	No	Yds	Avg	Long	TD
Williams, Jimmy	35	765	21.9	50	0
Robertson, Jamal	11	242	22.0	42	0
Wilson, Cedrick	10	195	19.5	37	0
Smith, Paul	7	107	15.3	28	0
Jackson, Eric	4	67	16.8	23	0
Kosier, Kyle	1	10	10.0	10	0
49ERS	68	1,386	20.4	50	0
OPPONENTS	73	1,665	22.8	84t	1

PUNT RETURNS

	No	FC	Yds	Avg	LG	TD
Williams, Jimmy	20	8	336	16.8	89t	1
Wilson, Cedrick	8	4	59	7.4	13	0
49ERS	28	12	395	14.1	89t	1
OPPONENTS	37	13	359	9.7	76t	2

PUNTING

	No	Yds	Avg	TB	I-20	LG	Bik
Baker, Jason TM	42	1,688	40.2	3	12	51	0
LaFleur, Bill	22	805	36.6	1	5	60	1
49ERS	64	2,493	38.4	4	17	60	1
OPPONENTS	65	2,699	41.5	5	17	64	0

PASSING

	Att	Comp	Pct	Yds	LG	TD	Int	QB
Garcia, Jeff	528	328	62.1	3,344	76t	21	10	85.6
Rattay, Tim	43	26	60.5	232	27t	2	0	90.5
49ERS	571	354	62.0	3,576	76t	23	10	86.0
OPPONENTS	552	340	61.6	3,701	58	23	19	80.9



2003 (7-9)

Dennis Erickson, Coach

W	49	Chicago (67,554), S-7	7
L	24	at St. Louis (65,990), S-14	(OT) 27
L	12	Cleveland (67,412), S-21	13
L	7	at Minnesota (64,111), S-28	35
W	24	Detroit (67,365), O-5	17
L	19	at Seattle (66,437), SUN /O-12	20
W	24	Tampa Bay (67,809), O-19	7
L	13	at Arizona (40,824), O-26	(OT) 16
W	30	St. Louis (67,812), N-2	10
-	-	BYE, N-9	-
W	30	Pittsburgh (67,877), MON /N-17	14
L	10	at Green Bay (70,250), N-23	20
L	6	at Baltimore (69,549), N-30	44
W	50	Arizona (66,975), D-7	14
L	38	at Cincinnati (64,666), D-14	41
W	31	at Philadelphia (67,866), D-21	(OT) 28
L	17	Seattle (67,840), D-27	24
384			337

TEAM STATISTICS		49ers	Opp
TOTAL FIRST DOWNS		313	292
By Rushing		118	99
By Passing		172	165
By Penalties		23	28
TOTAL YARDS GAINED		5,687	4,928
By Rushing		2,279	1,690
By Passing		3,408	3,238
TOTAL PLAYS FROM SCRIMMAGE		1,038	976
Rushes		499	420
Average Gain Per Rush		5.5	5.0
NET YARDS PASSING		3,408	3,238
Passes Attempted		511	514
Passes Completed		299	310
Percent Completed		58.5	60.3
Had Intercepted		15	23
Times Sacked		28	32
Lost Attempting to Pass		158	195
PUNTS		69	76
Total Yardage of Punts		2,629	2,975
Average Length		38.1	39.1
KICKOFF RETURNS		64	77
Total Yards Returned		1,327	1,641
Average Length of Return		20.7	21.3
PENALTIES		104	78
Yards Penalized		807	720
FUMBLES		24	23
Own Fumbles Recovered		14	9
Opponents' Fumbles Recovered		14	10
FIELD GOALS		26	17
Field Goals Attempted		37	26
TOTAL POINTS SCORED		384	337
Touchdowns Scored		44	41
Touchdowns Rushing		16	13
Touchdowns Passing		25	25
Touchdown Returns		3	3
Extra Points		38	40
Safeties		1	0
AVG. TIME OF POSSESSION		30:54	29:06

SCORING	TDs	Ru	Pa	Int	Fu	KO	Pu	PAT	FG	S	Pts
Peterson, Todd	0	0	0	0	0	0	0	22/23	12/15	0	58
Owens, Terrell	9	0	9	0	0	0	0	0/0	0/0	0	54
Barlow, Kevan	7	6	1	0	0	0	0	0/0	0/0	0	42
Garcia, Jeff	7	7	0	0	0	0	0	0/0	0/0	0	42
Streets, Tai	7	0	7	0	0	0	0	0/0	0/0	0	42
Pochman, Owen	0	0	0	0	0	0	0	9/10	8/15	0	33
Chandler, Jeff	0	0	0	0	0	0	0	7/8	6/7	0	25
Hearst, Garrison	4	3	1	0	0	0	0	0/0	0/0	0	24
Wilson, Cedrick	3	0	2	0	0	1	0	0/0	0/0	0	18
Lloyd, Brandon	2	0	2	0	0	0	0	0/0	0/0	0	14
Beasley, Fred	1	0	1	0	0	0	0	0/0	0/0	0	6
Harris, Kwame	1	0	0	1	0	0	0	0/0	0/0	0	6
Plummer, Ahmed	1	0	0	1	0	0	0	0/0	0/0	0	6

Rookie Names in Italics

(continued)

SCORING	TDs	Ru	Pa	Int	Fu	KO	Pu	PAT	FG	S	Pts
Walker, Aaron	1	0	1	0	0	0	0	0/0	0/0	0	6
Weaver, Jed	1	0	1	0	0	0	0	0/0	0/0	0	6
Ulbrich, Jeff	0	0	0	0	0	0	0	0/0	0/0	1	2
49ERS	44	16	25	2	0	1	0	38/41	26/37	1	384
OPPONENTS	41	13	25	3	0	0	0	40/40	17/26	0	337

2-pt conversions: B. Lloyd Team: 1-3, Opponents: 0-1

RUSHING	Att	Yds	Avg	LG	TD
Barlow, Kevan	201	1,024	5.1	78t	6
Hearst, Garrison	178	768	4.3	36	3
Garcia, Jeff	56	319	5.7	21t	7
Robertson, Jamal	32	136	4.3	23	0
Beasley, Fred	17	24	1.4	5	0
Battle, Amaz	2	14	7.0	9	0
LaFleur, Bill	1	0	0.0	0	0
Rattay, Tim	8	0	0.0	6	0
Owens, Terrell	3	-2	-.7	3	0
Wilson, Cedrick	1	-4	-4.0	-4	0
49ERS	499	2,279	4.6	78t	16
OPPONENTS	420	1,690	4.0	49t	13

RECEIVING	No	Yds	Avg	Long	TD
Owens, Terrell	80	1,102	13.8	75t	9
Streets, Tai	47	595	12.7	41t	7
Weaver, Jed	35	437	12.5	30	1
Wilson, Cedrick	35	396	11.3	29	2
Barlow, Kevan	35	307	8.8	48	1
Hearst, Garrison	25	211	8.4	26	1
Beasley, Fred	19	184	9.7	32	1
Lloyd, Brandon	14	212	15.1	44	2
Walker, Aaron	8	116	14.5	26	1
Garcia, Jeff	1	6	6.0	6	0
49ERS	299	3,566	11.9	75t	25
OPPONENTS	310	3,544	11.4	75t	25

INTERCEPTIONS	No	Yds	Avg	Long	TD
Parrish, Tony	9	202	22.4	49	0
Plummer, Ahmed	4	85	21.3	68t	1
Rumph, Mike	3	19	6.3	12	0
Peterson, Julian	2	31	15.5	31	0
Bronson, Zack	1	22	22.0	22	0
Webster, Jason	1	17	17.0	17	0
Ulbrich, Jeff	1	7	7.0	7	0
Williams, Jimmy	1	6	6.0	6	0
Heard, Ronnie	1	0	0.0	0	0
49ERS	23	389	16.9	68t	1
OPPONENTS	15	291	19.4	65	1

KICKOFF RETURNS	No	Yds	Avg	Long	TD
Wilson, Cedrick	37	836	22.6	95t	1
Williams, Jimmy	11	207	18.8	41	0
Bruce, Arland	6	125	20.8	29	0
Battle, Amaz	5	88	17.6	21	0
Lloyd, Brandon	2	32	16.0	21	0
Moran, Sean	2	35	17.5	19	0
Gutierrez, Brock	1	4	4.0	4	0
49ERS	64	1,327	20.7	95t	1
OPPONENTS	77	1,641	21.3	75	0

PUNT RETURNS	No	FC	Yds	Avg	LG	TD
Williams, Jimmy	35	10	240	6.9	20	0
Bruce, Arland	4	2	24	6.0	18	0
Wilson, Cedrick	1	3	12	12.0	12	0
49ERS	40	15	276	6.9	20	0
OPPONENTS	28	15	258	9.2	81t	1

PUNTING	No	Yds	Avg	TB	I-20	LG	Bik
LaFleur, Bill	68	2,629	38.7	3	17	56	1
49ERS	68	2,629	38.1	3	17	56	1
OPPONENTS	76	2,975	39.1	3	16	58	1

PASSING	Att	Comp	Pct	Yds	LG	TD	Int	QB
Garcia, Jeff	392	225	57.4	2,704	75t	18	13	80.1
Rattay, Tim	118	73	61.9	856	61t	7	2	96.6
Wilson, Cedrick	1	1	100.0	6	6	0	0	91.7
49ERS	511	299	58.5	3,566	75t	25	15	84.0
OPPONENTS	514	310	60.3	3,544	75t	25	23	78.6



2004 (2-14)

Dennis Erickson, Coach

L	19	Atlanta (65,584), S-12	21
L	27	at New Orleans (64,900), S-19	30
L	0	at Seattle (66,709), S-26	34
L	14	St. Louis (66,696), SUN /O-3	24
W	31	Arizona (62,836), O-10	(OT) 28
L	14	at New York Jets (78,189), O-17	22
-	-	BYE, O-24	-
L	13	at Chicago (62,054), SUN /O-31	23
L	27	Seattle (64,423), N-7	42
L	27	Carolina (63,618), N-14	37
L	3	at Tampa Bay (65,234), N-21	35
L	17	Miami (66,156), N-28	24
L	6	at St. Louis (65,793), D-5	16
W	31	at Arizona (35,069), D-12	(OT) 28
L	16	Washington (65,710), SAT /D-19	26
L	7	Buffalo (63,248), D-26	41
L	7	at New England (68,756), J-2	21

259

452

TEAM STATISTICS

	49ers	Opp
TOTAL FIRST DOWNS	280	322
By Rushing	83	121
By Passing	172	179
By Penalties	25	22
TOTAL YARDS GAINED	4,585	5,481
By Rushing	1,449	1,995
By Passing	3,136	3,486
TOTAL PLAYS FROM SCRIMMAGE	1,026	1,014
Rushes	413	495
Average Gain Per Rush	4.5	5.4
NET YARDS PASSING	3,136	3,486
Passes Attempted	561	490
Passes Completed	325	308
Percent Completed	57.9	62.9
Had Intercepted	21	9
Times Sacked	52	29
Lost Attempting to Pass	319	194
PUNTS	96	80
Total Yardage of Punts	3,990	3,268
Average Length	41.6	40.9
KICKOFF RETURNS	84	56
Total Yards Returned	1,716	1,119
Average Length of Return	20.4	20.0
PENALTIES	103	107
Yards Penalized	859	867
FUMBLES	33	24
Own Fumbles Recovered	14	12
Opponents' Fumbles Recovered	12	19
FIELD GOALS	18	25
Field Goals Attempted	22	29
TOTAL POINTS SCORED	259	452
Touchdowns Scored	30	54
Touchdowns Rushing	10	22
Touchdowns Passing	17	27
Touchdown Returns	3	5
Extra Points	23	51
Safeties	1	0
AVG. TIME OF POSSESSION	29:00	31:00

SCORING	TDs	Ru	Pa	Int	Fu	KO	Pu	PAT	FG	S	Pts
Peterson, Todd	0	0	0	0	0	0	0	23/23	18/22	0	77
Barlow, Kevan	7	7	0	0	0	0	0	0/0	0/0	0	42
Lloyd, Brandon	6	0	6	0	0	0	0	0/0	0/0	0	38
Conway, Curtis	3	0	3	0	0	0	0	0/0	0/0	0	20
Wilson, Cedrick	3	0	3	0	0	0	0	0/0	0/0	0	18
Hicks, Maurice	2	2	0	0	0	0	0	0/0	0/0	0	12
Johnson, Eric	2	0	2	0	0	0	0	0/0	0/0	0	12
Battle, Arnaz	1	0	0	0	0	1	0	0/0	0/0	0	6
Bush, Steve LG	1	0	1	0	0	0	0	0/0	0/0	0	6
Carpenter, Dwaine	1	0	0	0	0	1	0	0/0	0/0	0	6
Robertson, Jamal TM	1	1	0	0	0	0	0	0/0	0/0	0	6
Smith, Derek	1	0	0	0	0	1	0	0/0	0/0	0	6
Woods, Rashaun	1	0	1	0	0	0	0	0/0	0/0	0	6
Rattay, Tim	0	0	0	0	0	0	0	0/0	0/0	0	2
49ERS	30	10	17	0	0	3	0	23/23	18/22	1	259
OPPONENTS	54	22	27	0	0	5	0	51/51	25/29	0	452

2-pt. conversions: C. Conway, B. Lloyd, T. Rattay

Team: 3-6, Opponents: 1-3

Rookie Names in Italics

RUSHING	No	Yds	Avg	Long	TD
Barlow, Kevan	244	822	3.4	60	7
Hicks, Maurice	96	362	3.8	35	2
Jackson, Terry	26	101	3.9	13	0
Robertson, Jamal TM	16	71	4.4	16	1
Rattay, Tim	12	55	4.6	15	0
Beasley, Fred	9	15	1.7	4	0
Dorsey, Ken	5	7	1.4	3	0
Wilson, Cedrick	1	6	6.0	6	0
Battle, Arnaz	2	5	2.5	7	0
<i>Pickett, Cody</i>	1	5	5.0	5	0
Isom, Jasen	1	0	0.0	0	0
49ERS	413	1,449	3.5	60	10
OPPONENTS	495	1,995	4.0	29	22

RECEIVING	No	Yds	Avg	Long	TD
Johnson, Eric	82	825	10.1	25	2
Wilson, Cedrick	47	641	13.6	39	3
Lloyd, Brandon	43	565	13.1	52	6
Conway, Curtis	38	403	10.6	37	3
Barlow, Kevan	35	212	6.1	15	0
Jackson, Terry	21	139	6.6	22	0
Hicks, Maurice	16	154	9.6	19	0
Walker, Aaron	10	115	11.5	30	0
Beasley, Fred	10	44	4.4	9	0
Battle, Arnaz	8	143	17.9	65	0
<i>Woods, Rashaun</i>	7	160	22.9	59	1
Robertson, Jamal TM	4	34	8.5	14	0
Bush, Steve LG	2	10	5.0	6	1
Bush, Steve TM	2	10	5.0	6	1
Ware, Kevin	1	9	9.0	9	0
Isom, Jasen	1	1	1.0	1	0
49ERS	325	3,455	10.6	65	16
OPPONENTS	308	3,680	11.9	60	27

INTERCEPTIONS	No	Yds	Avg	Long	TD
Parrish, Tony	4	64	16.0	26	0
Carpenter, Dwaine	1	31	31.0	31	0
Ulbrich, Jeff	1	19	19.0	19	0
Heard, Ronnie	1	14	14.0	14	0
Winborn, Jamie	1	1	1.0	1	0
<i>Adams, Mike</i>	1	0	0.0	0	0
49ERS	9	129	14.3	31	0
OPPONENTS	21	479	22.8	85	4

KICKOFF RETURNS	No	Yds	Avg	Long	TD
Hicks, Maurice	31	623	20.1	35	0
Robertson, Jamal TM	25	560	22.4	37	0
Battle, Arnaz	13	257	19.8	40	0
Wilson, Cedrick	10	196	19.6	36	0
Williams, Jimmy	3	58	19.3	23	0
Jackson, Terry	2	22	11.0	14	0
49ERS	84	1,716	20.4	40	0
OPPONENTS	56	1,119	20.0	73	0

PUNT RETURNS	Ret	FC	Yds	Avg	Long	TD
Battle, Arnaz	31	20	266	8.6	71t	1
Wilson, Cedrick	2	1	21	10.5	13	0
Fleck, P.J.	1	0	10	10.0	10	0
Peterson, Julian	1	0	6	6.0	6	0
49ERS	35	21	303	8.7	71t	1
OPPONENTS	51	17	445	8.7	35	0

PUNTING	No	Yds	Avg	Net	TB	I-20	Lg	B
Lee, Andy	96	3,990	41.6	35.3	8	25	81	0
49ERS	96	3,990	41.6	35.3	8	25	81	0
OPPONENTS	79	3,268	40.9	35.8	5	28	61	1

PASSING	Att	Comp	Pct	Yds	LG	TD	Int	QB
Rattay, Tim	325	198	60.9	2,169	65	10	10	78.1
<i>Dorsey, Ken</i>	226	123	54.4	1,231	59	6	9	62.4
<i>Pickett, Cody</i>	10	4	40.0	55	18	0	2	18.8
49ERS	561	325	57.9	3,455	65	16	21	69.9
OPPONENTS	490	308	62.9	3,680	60	27	9	96.5



2005 (4-12)

Mike Nolan, Coach

W	28	St. Louis (67,918), S-11	25
L	3	at Philadelphia (67,727), S-18	42
L	31	Dallas (68,247), S-25	34
L	14	at Arizona in MC (103,467), SUN /0-2	31
L	3	Indianapolis (68,084), O-9	28
-	-	BYE, O-16	-
L	17	at Washington (90,224), O-23	52
W	15	Tampa Bay (63,358), O-30	10
L	6	New York Giants (63,820), N-6	24
L	9	at Chicago (62,153), N-13	17
L	25	Seattle (63,590), N-20	27
L	22	at Tennessee (69,149), N-27	33
L	10	Arizona (60,439), D-4	17
L	3	at Seattle (66,690), D-11	41
L	9	at Jacksonville (64,764), D-18	10
W	24	at St. Louis (65,473), D-24	20
W	20	Houston (67,970), J-1	(OT) 17
239			428

TEAM STATISTICS	49ers	Opp
TOTAL FIRST DOWNS	191	335
By Rushing	70	115
By Passing	96	205
By Penalties	25	15
TOTAL YARDS GAINED	3,587	6,259
By Rushing	1,689	1,832
By Passing	1,898	4,427
TOTAL PLAYS FROM SCRIMMAGE	865	1,090
Rushes	428	486
Average Gain Per Rush	4.1	5.7
NET YARDS PASSING	1,898	4,427
Passes Attempted	389	576
Passes Completed	204	374
Percent Completed	52.4	64.9
Had Intercepted	21	16
Times Sacked	48	28
Lost Attempting to Pass	292	193
PUNTS	108	71
Total Yardage of Punts	4,447	2,846
Average Length	41.2	40.1
KICKOFF RETURNS	81	48
Total Yards Returned	1,540	960
Average Length of Return	19.0	20.0
PENALTIES	106	120
Yards Penalized	780	961
FUMBLES	31	18
Own Fumbles Recovered	17	8
Opponents' Fumbles Recovered	10	14
FIELD GOALS	26	29
Field Goals Attempted	29	36
TOTAL POINTS SCORED	239	428
Touchdowns Scored	23	49
Touchdowns Rushing	9	19
Touchdowns Passing	8	28
Touchdown Returns	6	2
Extra Points	21	43
Field Goals	26	29
Safeties	0	0
AVG. TIME OF POSSESSION	27:18	32:42

SCORING	TDs	Ru	Pa	Int	Fu	KO	Pu	PAT	FG	S	Pts
Nedney, Joe	0	0	0	0	0	0	0	19/19	26/28	0	97
Lloyd, Brandon	5	0	5	0	0	0	0	0/0	0/0	0	30
Barlow, Kevan	3	3	0	0	0	0	0	0/0	0/0	0	18
Battle, Arnaz	3	0	3	0	0	0	0	0/0	0/0	0	18
Gore, Frank	3	3	0	0	0	0	0	0/0	0/0	0	18
Hicks, Maurice	3	3	0	0	0	0	0	0/0	0/0	0	18
Adams, Mike	1	0	0	1	0	0	0	0/0	0/0	0	6
Amey, Fred	1	0	0	0	0	0	1	0/0	0/0	0	6
Johnson, Derrick	1	0	0	0	1	0	0	0/0	0/0	0	6
Parrish, Tony	1	0	0	1	0	0	0	0/0	0/0	0	6
Smith, Derek	1	0	0	0	1	0	0	0/0	0/0	0	6
Spencer, Shawntae	1	0	0	1	0	0	0	0/0	0/0	0	6

Rookie Names in Italics

(continued)

SCORING	TDs	Ru	Pa	Int	Fu	KO	Pu	PAT	FG	S	Pts
Cortez, Jose TM	0	0	0	0	0	0	0	2/2	0/1	0	2
Jackson, Terry	0	0	0	0	0	0	0	0/0	0/0	0	2
49ERS	23	9	8	3	2	0	1	21/21	26/29	0	239
OPPONENTS*	49	19	28	1	0	0	0	43/44	29/36	0	428

2-pt conversions: Jackson, Team: 1-2, Opponents: 2-5

*ret blkld FGA

RUSHING	No	Yds	Avg	Long	TD
Gore, Frank	127	608	4.8	72t	3
Barlow, Kevan	176	581	3.3	29	3
Hicks, Maurice	59	308	5.2	73t	3
Smith, Alex	30	103	3.4	19	0
Pickett, Cody	13	42	3.2	12	0
Rattay, Tim TM	7	18	2.6	13	0
Battle, Arnaz	8	11	1.4	9	0
Dorsey, Ken	4	11	2.8	6	0
Jackson, Terry	2	11	5.5	11	0
Hetherington, Chris	1	3	3.0	3	0
Marshall, Rasheed	1	-7	-7.0	-7	0
49ERS	428	1,689	3.9	73t	9
OPPONENTS	486	1,832	3.8	40	19

RECEIVING	No	Yds	Avg	Long	TD
Lloyd, Brandon	48	733	15.3	89t	5
Battle, Arnaz	32	363	11.3	39	3
Barlow, Kevan	31	241	7.8	24	0
Morton, Johnnie	21	288	13.7	30	0
Gore, Frank	15	131	8.7	47	0
Hicks, Maurice	12	47	3.9	11	0
Jackson, Terry	10	67	6.7	12	0
Jones, Terry LG	9	76	8.4	21	0
Jones, Terry TM	9	76	8.4	21	0
McAddley, Jason	7	125	17.9	38	0
Bajema, Billy	5	54	10.8	24	0
Hetherington, Chris	5	26	5.2	11	0
Bush, Steve	3	21	7.0	10	0
Smith, Trent	3	7	2.3	6	0
Beasley, Fred	2	12	6.0	6	0
Marshall, Rasheed	1	-1	-1.0	-1	0
49ERS	204	2,190	10.7	89t	8
OPPONENTS	374	4,620	12.4	78t	28

INTERCEPTIONS	No	Yds	Avg	Long	TD
Spencer, Shawntae	4	85	21.3	61t	1
Adams, Mike	4	36	9.0	40t	1
Parrish, Tony	2	34	17.0	34t	1
Thornton, Bruce	2	0	0.0	0	0
Emanuel, Ben	1	38	38.0	35	0
Smith, Derek	1	13	13.0	13	0
Moore, Brandon	1	12	12.0	12	0
Lewis, Keith	1	2	2.0	2	0
49ERS	16	220	13.8	61t	3
OPPONENTS	21	265	12.6	34	1

KICKOFF RETURNS	No	Yds	Avg	Long	TD
Hicks, Maurice	34	689	20.3	40	0
Marshall, Rasheed	26	488	18.8	29	0
Amey, Fred	14	241	17.2	25	0
McAddley, Jason	7	122	17.4	22	0
49ERS	81	1,540	19.0	40	0
OPPONENTS	48	960	20.0	35	0

PUNT RETURNS	Ret	FC	Yds	Avg	Long	TD
Marshall, Rasheed	17	10	87	5.1	13	0
Amey, Fred	11	2	125	11.4	75t	1
49ERS	28	12	212	7.6	75t	1
OPPONENTS	62	20	471	7.6	25	0

PUNTING	No	Yds	Avg	Net	TB	I-20	Lg	B
Lee, Andy	107	4,447	41.6	36.3	3	15	58	1
49ERS	107	4,447	41.6	36.3	3	15	58	1
OPPONENTS	71	2,846	40.1	33.7	12	22	56	1

PASSING	Att	Comp	Pct	Yds	LG	TD	Int	QB
Smith, Alex	165	84	50.9	875	47	1	11	40.8
Rattay, Tim TM	97	56	57.7	667	89t	5	6	70.3
Dorsey, Ken	90	48	53.3	481	44	2	2	66.9
Pickett, Cody	35	14	40.0	140	28	0	2	28.3
Battle, Arnaz	2	2	100.0	27	24	0	0	118.8
49ERS	389	204	52.4	2,190	21	8	89t	53.6
OPPONENTS	576	374	64.9	4,620	16	28	78t	94.2



2006 (7-9)

Mike Nolan, Coach

L	27	at Arizona (63,407), S-10	34
W	20	St. Louis (67,791), S-17	13
L	24	Philadelphia (68,166), S-24	38
L	0	at Kansas City (77,609), O-1	41
W	34	Oakland (68,368), O-8	20
L	19	San Diego (68,137), O-15	48
-	-	BYE, O-22	-
L	10	at Chicago (62,200), O-29	41
W	9	Minnesota (68,088), N-5	3
W	19	at Detroit (60,707), N-12	13
W	20	Seattle (68,367), N-19	14
L	17	at St. Louis (65,517), N-26	20
L	10	at New Orleans (68,241), D-3	34
L	19	Green Bay (68,539), D-10	30
W	24	at Seattle (67,650), THU/D-14	14
L	20	Arizona (67,751), D-24	26
W	26	at Denver (75,555), D-31 (OT)	23
298			412

TEAM STATISTICS

	49ers	Opp
TOTAL FIRST DOWNS	243	326
By Rushing	97	107
By Passing	132	189
By Penalties	14	30
TOTAL YARDS GAINED	4,860	5,507
By Rushing	2,172	1,936
By Passing	2,688	3,571
TOTAL PLAYS FROM SCRIMMAGE	918	1,025
Rushes	439	473
Average Gain Per Rush	5.3	5.4
NET YARDS PASSING	2,688	3,571
Passes Attempted	444	518
Passes Completed	257	331
Percent Completed	57.9	63.9
Had Intercepted	16	14
Times Sacked	35	34
Lost Attempting to Pass	202	246
PUNTS	81	66
Total Yardage of Punts	3,625	2,794
Average Length	44.8	42.3
KICKOFF RETURNS	79	65
Total Yards Returned	1,907	1,373
Average Length of Return	24.1	21.1
PENALTIES	93	87
Yards Penalized	818	703
FUMBLES	24	23
Own Fumbles Recovered	8	10
Opponents' Fumbles Recovered	13	16
FIELD GOALS	29	30
Field Goals Attempted	35	32
TOTAL POINTS SCORED	298	412
Touchdowns Scored	30	46
Touchdowns Rushing	12	18
Touchdowns Passing	16	25
Touchdown Returns	2	3
Extra Points	29	46
Field Goals	29	30
Safeties	1	0
AVG. TIME OF POSSESSION	28:37	31:23

SCORING

	TDs	Ru	Pa	Int	Fu	KO	Pu	PAT	FG	S	Pts
Nedney, Joe	0	0	0	0	0	0	0	29/29	29/35	0	116
Gore, Frank	9	8	1	0	0	0	0	0/0	0/0	0	54
Battle, Arnaz	3	0	3	0	0	0	0	0/0	0/0	0	18
Bryant, Antonio	3	0	3	0	0	0	0	0/0	0/0	0	18
Davis, Vernon	3	0	3	0	0	0	0	0/0	0/0	0	18
Johnson, Eric	2	0	2	0	0	0	0	0/0	0/0	0	12
Norris, Moran	2	0	2	0	0	0	0	0/0	0/0	0	12
Robinson, Michael	2	2	0	0	0	0	0	0/0	0/0	0	12
Smith, Alex	2	2	0	0	0	0	0	0/0	0/0	0	12
Gilmore, Bryan	1	0	1	0	0	0	0	0/0	0/0	0	6

Rookie Names in Italics

(continued)

SCORING

	TDs	Ru	Pa	Int	Fu	KO	Pu	PAT	FG	S	Pts
Harris, Walt	1	0	0	1	0	0	0	0/0	0/0	0	6
Hicks, Maurice	1	0	1	0	0	0	0	0/0	0/0	0	6
Oliver, Melvin	1	0	0	0	1	0	0	0/0	0/0	0	6
49ERS	30	12	16	1	1	0	0	29/29	29/35	1	298
OPPONENTS	46	18	25	1	1	0	1	46/46	30/32	0	412

2-pt conversions: Team: 0-1, Opponents: 0-0

RUSHING

	No	Yds	Avg	Long	TD
Gore, Frank	312	1,695	5.4	72	8
Smith, Alex	44	147	3.3	22	2
Robinson, Michael	38	116	3.1	33	2
Gilmore, Bryan	7	94	13.4	22	0
Hicks, Maurice	29	82	2.8	9	0
Battle, Arnaz	5	25	5.0	18	0
Norris, Moran	2	8	4.0	4	0
Davis, Vernon	2	5	2.5	9	0
49ERS	439	2,172	4.9	72	12
OPPONENTS	473	1,936	4.1	71t	18

RECEIVING

	No	Yds	Avg	Long	TD
Gore, Frank	61	485	8.0	39	1
Battle, Arnaz	59	686	11.6	56	3
Bryant, Antonio	40	733	18.3	72t	3
Johnson, Eric	34	292	8.6	26	2
Davis, Vernon	20	265	13.3	52t	3
Hicks, Maurice	13	137	10.5	33t	1
Robinson, Michael	9	47	5.2	12	0
Gilmore, Bryan	8	150	18.8	75	1
Norris, Moran	5	36	7.2	32t	2
Jacobs, Taylor	4	29	7.3	10	0
Walker, Delanie	2	30	15.0	29	0
Hetherington, Chris	2	0	0.0	0	0
49ERS	257	2,890	11.2	75	16
OPPONENTS	331	3,817	11.5	74	25

INTERCEPTIONS

	No	Yds	Avg	Long	TD
Harris, Walt	8	84	10.5	42	1
Lewis, Keith	2	24	12.0	24	0
Williams, Chad	1	43	43.0	43	0
Roman, Mark	1	27	27.0	27	0
Lawson, Manny	1	0	0.0	0	0
Spencer, Shawntae	1	0	0.0	0	0
49ERS	14	178	12.7	43	1
OPPONENTS	16	213	13.3	70t	1

KICKOFF RETURNS

	No	Yds	Avg	Long	TD
Hicks, Maurice	57	1,428	25.1	64	0
Williams, Brandon	16	380	23.8	44	0
Robinson, Michael	4	73	18.3	19	0
Norris, Moran	1	1	1.0	1	0
Walker, Delanie	1	25	25.0	25	0
49ERS	79	1,907	24.1	64	0
OPPONENTS	65	1,373	21.1	47	0

PUNT RETURNS

	Ret	FC	Yds	Avg	Long	TD
Williams, Brandon	22	12	147	6.7	25	0
Battle, Arnaz	6	7	90	15.0	60	0
49ERS	28	19	237	8.5	60	0
OPPONENTS	35	19	462	13.2	60t	1

PUNTING

	No	Yds	Avg	Net	TB	I-20	Lg	B
Lee, Andy	81	3,625	44.8	36.8	9	22	66	0
49ERS	81	3,625	44.8	36.8	9	22	66	0
OPPONENTS	66	2,794	42.3	36.6	7	23	65	1

PASSING

	Att	Comp	Pct	Yds	LG	TD	Int	QB
Smith, Alex	442	257	58.1	2,890	75	16	16	74.8
Battle, Arnaz	1	0	0.0	0	0	0	0	39.6
Robinson, Michael	1	0	0.0	0	0	0	0	39.6
49ERS	444	257	57.9	2,890	75	16	16	74.4
OPPONENTS	518	331	63.9	3,817	74	25	14	90.9



2007 (5-11)

Mike Nolan, Coach

W	20	Arizona (68,111), MON /S-10	17
W	17	at St. Louis (65,295), S-16	16
L	16	at Pittsburgh (64,313), S-23	37
L	3	Seattle (67,651), S-30	23
L	7	Baltimore (67,885), O-7	9
-	-	BYE, O-14	-
L	15	at New York Giants (78,912), O-21	33
L	10	New Orleans (68,244), O-28	31
L	16	at Atlanta (66,049), N-4	20
L	0	at Seattle (68,331), MON /N-12	24
L	9	St. Louis (68,039), N-18	13
W	37	at Arizona (64,483), N-25 (OT)	31
L	14	at Carolina (73,191), D-2	31
L	7	Minnesota (68,050), D-9	27
W	20	Cincinnati (68,053), SAT /D-15	13
W	21	Tampa Bay (68,193), SUN /D-23	19
L	7	at Cleveland (73,041), D-30	20

219

364

TEAM STATISTICS

	49ers	Opp
TOTAL FIRST DOWNS	218	308
By Rushing	65	94
By Passing	140	187
By Penalties	13	27
TOTAL YARDS GAINED	3,797	5,539
By Rushing	1,477	1,896
By Passing	2,320	3,643
TOTAL PLAYS FROM SCRIMMAGE	925	1,078
Rushes	357	504
Average Gain Per Rush	4.1	3.8
NET YARDS PASSING	2,320	3,643
Passes Attempted	513	543
Passes Completed	274	345
Percent Completed	53.4	63.5
Had Intercepted	17	12
Times Sacked	55	31
Lost Attempting to Pass	365	183
PUNTS	105	89
Total Yardage of Punts	4,968	3,644
Average Length	47.3	40.9
KICKOFF RETURNS	73	45
Total Yards Returned	1,702	982
Average Length of Return	23.3	21.8
PENALTIES	97	89
Yards Penalized	702	661
FUMBLES	36	17
Own Fumbles Recovered	19	7
Opponents' Fumbles Recovered	10	17
FIELD GOALS	17	31
Field Goals Attempted	19	35
TOTAL POINTS SCORED	219	364
Touchdowns Scored	24	39
Touchdowns Rushing	8	9
Touchdowns Passing	15	24
Touchdown Returns	1	6
Extra Points	22	37
Field Goals	17	31
Safeties	1	0

AVG. TIME OF POSSESSION 26:51 33:09

SCORING

	TDs	Ru	Pa	Int	Fu	KO	Pu	PAT	FG	S	Pts
Nedney, Joe	0	0	0	0	0	0	0	22/22	17/19	0	73
Battle, Arnaz	6	1	5	0	0	0	0	0/0	0/0	0	36
Gore, Frank	6	5	1	0	0	0	0	0/0	0/0	0	36
Davis, Vernon	4	0	4	0	0	0	0	0/0	0/0	0	24
Jackson, Darrell	3	0	3	0	0	0	0	0/0	0/0	0	18
Banta-Cain, Tully	1	0	0	0	1	0	0	0/0	0/0	0	6
Hicks, Maurice	1	1	0	0	0	0	0	0/0	0/0	0	6
Hill, Shaun	1	1	0	0	0	0	0	0/0	0/0	0	6
Jacobs, Taylor	1	0	1	0	0	0	0	0/0	0/0	0	6
Team	0	0	0	0	0	0	0	0/0	0/0	0	2
49ERS	24	8	15	0	1	0	0	22/22	17/19	1	219
OPPONENTS	39	9	24	3	1	1	1	37/38	31/35	0	364

2-pt. conversions: Team: 0-1, Opponents: 0-1

Rookie Names in Italics

RUSHING	No	Yds	Avg	Long	TD			
Gore, Frank	260	1,102	4.2	43t	5			
Robinson, Michael	26	121	4.7	28	0			
Hicks, Maurice	21	117	5.6	18	1			
Smith, Alex	13	89	6.8	25	0			
Dilfer, Trent	10	25	2.5	11	0			
Norris, Moran	7	17	2.4	6	0			
Hill, Shaun	12	14	1.2	12	1			
Battle, Arnaz	4	4	1.0	8	1			
Keasey, Zak	2	4	2.0	3	0			
Gilmore, Bryan	1	-8	-8.0	-8	0			
Jacobs, Taylor TM	1	-8	-8.0	-8	0			
49ERS	357	1,477	4.1	43t	8			
OPPONENTS	504	1,896	3.8	84t	9			
RECEIVING	No	Yds	Avg	Long	TD			
Gore, Frank	53	436	8.2	23t	1			
Davis, Vernon	52	509	9.8	31	4			
Battle, Arnaz	50	600	12.0	57t	5			
Jackson, Darrell	46	497	10.8	34	3			
Walker, Delanie	21	174	8.3	26	1			
Hicks, Maurice	14	86	6.1	11	0			
Robinson, Michael	11	73	6.6	20	0			
Lelie, Ashley	10	115	11.5	47	0			
Gilmore, Bryan	7	111	15.9	42	0			
Norris, Moran	6	38	6.3	13	0			
Jacobs, Taylor TM	3	40	13.3	21t	1			
Hill, Jason	1	6	6.0	6	0			
49ERS	274	2,685	9.8	57t	15			
OPPONENTS	345	3,826	11.1	65	24			
INTERCEPTIONS	No	Yds	Avg	Long	TD			
Clements, Nate	4	74	18.5	62	0			
Harris, Walt	4	42	10.5	23	0			
Lewis, Michael M.	2	18	9.0	18	0			
Smith, Derek	1	4	4.0	4	0			
Spencer, Shawntae	1	0	0.0	0	0			
49ERS	12	138	11.5	62	0			
OPPONENTS	17	298	17.5	73t	3			
KICKOFF RETURNS	No	Yds	Avg	Long	TD			
Hicks, Maurice	63	1,502	23.8	55	0			
Lewis, Michael L.	5	86	17.2	24	0			
Walker, Delanie	3	63	21.0	30	0			
Robinson, Michael	2	51	25.5	30	0			
49ERS	73	1,702	23.3	55	0			
OPPONENTS	45	982	21.8	98t	1			
PUNT RETURNS	Ret	FC	Yds	Avg	Long	TD		
Lewis, Michael L.	44	4	336	7.6	51	0		
Clements, Nate	7	0	115	16.4	41	0		
Williams, Brandon TM	5	5	32	6.4	12	0		
49ERS	56	9	483	8.6	51	0		
OPPONENTS	53	16	402	7.6	76t	1		
PUNTING	No	Yds	Avg	Net	TB	I-20	Lg	B
Lee, Andy	105	4,968	47.3	41.0	13	42	74	0
49ERS	105	4,968	47.3	41.0	13	42	74	0
OPPONENTS	89	3,644	40.9	33.9	7	26	63	1
PASSING	Att	Comp	Pct	Yds	LG	TD	Int	QB
Dilfer, Trent	219	113	51.6	1,166	57t	7	12	55.1
Smith, Alex	193	94	48.7	914	45	2	4	57.2
Hill, Shaun	79	54	68.4	501	26	5	1	101.3
Weinke, Chris	22	13	59.1	104	21	1	0	86.2
49ERS	513	274	53.4	2,685	57t	15	17	64.3
OPPONENTS	543	345	63.5	3,826	65	24	12	89.9



2008 (7-9)

*Coach**

L	13	Arizona (67,186), S-7	23
W	33	at Seattle (67,951), S-14	(OT) 30
W	31	Detroit (67,249), S-21	13
L	17	at New Orleans (70,008), S-28	31
L	21	New England (67,650), O-5	30
L	26	Philadelphia (67,640), O-12	40
L	17	at New York Giants (78,676), O-19	29
L	13	Seattle (67,504), O-26	34
-	-	BYE, N-2	-
L	24	at Arizona (64,519), MON /N-10	29
W	35	St. Louis (67,573), N-16	16
L	22	at Dallas (63,272), N-23	35
W	10	at Buffalo (70,988), N-30	3
W	24	New York Jets (67,782), D-7	14
L	9	at Miami (65,893), D-14	14
W	17	at St. Louis (54,948), D-21	16
W	27	Washington (67,519), D-28	24

339 **381**

* Mike Nolan was fired after 7 games and Mike Singletary was appointed his successor.

TEAM STATISTICS		49ers	Opp
TOTAL FIRST DOWNS		287	293
Rushing		83	104
Passing		176	170
Penalty		28	19
TOTAL YARDS GAINED		4,978	5,216
By Rushing		1,599	1,709
By Passing		3,379	3,507
TOTAL PLAYS FROM SCRIMMAGE		961	1,027
Rushes		397	452
Average Gain Per Rush		4.0	3.8
NET YARDS PASSING		3,379	3,507
Passes Attempted		509	545
Passes Completed		309	331
Percent Completed		60.7	60.7
Had Intercepted		19	22
Times Sacked		55	30
Lost Attempting to Pass		345	161
PUNTS		67	72
Total Yardage of Punts		3,155	3,054
Average Length		47.1	42.4
KICKOFF RETURNS		76	65
Total Yards Returned		1,767	1,515
Average Length of Return		23.3	23.3
PENALTIES		98	111
Yards Penalized		732	869
FUMBLES		36	16
Own Fumbles Recovered		20	10
Opponents' Fumbles Recovered		6	16
FIELD GOALS		29	35
Field Goals Attempted		33	42
TOTAL POINTS SCORED		339	381
Touchdowns Scored		36	39
Touchdowns Rushing		10	14
Touchdowns Passing		21	22
Touchdown Returns		5	3
Extra Points		34	38
Field Goals		29	35
Safeties		0	2
AVG. TIME OF POSSESSION		29:22	30:38

SCORING	TDs	Ru	Pa	Int	Fu	KO	Pu	PAT	FG	S	Pts
Nedney, Joe	0	0	0	0	0	0	0	34/34	29/33	0	121
Gore, Frank	8	6	2	0	0	0	0	0/0	0/0	0	50
Bruce, Isaac	7	0	7	0	0	0	0	0/0	0/0	0	42
Johnson, Bryant	3	0	3	0	0	0	0	0/0	0/0	0	18
Morgan, Josh	3	0	3	0	0	0	0	0/0	0/0	0	18
Davis, Vernon	2	0	2	0	0	0	0	0/0	0/0	0	12
Foster, DeShaun	2	1	1	0	0	0	0	0/0	0/0	0	12
Hill, Jason	2	0	2	0	0	0	0	0/0	0/0	0	12
Hill, Shaun	2	2	0	0	0	0	0	0/0	0/0	0	12
Rossum, Allen	2	1	0	0	0	1	0	0/0	0/0	0	12
Clements, Nate#	1	0	0	0	1	0	0	0/0	0/0	0	6
Staley, Joe	1	0	0	0	1	0	0	0/0	0/0	0	6
Strickland, Donald*	1	0	0	0	1	0	0	0/0	0/0	0	6

Rookie Names in Italics

(continued)

SCORING	TDs	Ru	Pa	Int	Fu	KO	Pu	PAT	FG	S	Pts
Walker, Delanie	1	0	1	0	0	0	0	0/0	0/0	0	6
Willis, Patrick	1	0	0	1	0	0	0	0/0	0/0	0	6
49ERS	36	10	21	1	1	1	0	34/34	29/33	0	339
OPPONENTS	39	14	22	2	1	0	0	38/38	35/42	2	381

ret bckd punt, * ret bckd FG

RUSHING	No	Yds	Avg	Long	TD
Gore, Frank	240	1,036	4.3	41t	6
Foster, DeShaun	76	234	3.1	18	1
O'Sullivan, J.T.	30	145	4.8	18	0
Hill, Shaun	24	115	4.8	24	2
Robinson, Michael	19	50	2.6	10	0
Battle, Arnaz	1	18	18.0	18	0
Davis, Vernon	1	11	11.0	11	0
Hill, Jason	2	5	2.5	9	0
Rossum, Allen	1	1	1.0	1t	1
Bruce, Isaac	1	-3	-3.0	-3	0
Walker, Delanie	2	-13	-6.5	-3	0
49ERS	397	1,599	4.0	41t	10
OPPONENTS	452	1,709	3.8	50	14

RECEIVING	No	Yds	Avg	Long	TD
Bruce, Isaac	61	835	13.7	63	7
Johnson, Bryant	45	546	12.1	42	3
Gore, Frank	43	373	8.7	26	2
Davis, Vernon	31	358	11.5	57	2
Hill, Jason	30	317	10.6	33	2
Battle, Arnaz	24	318	13.3	36	0
Morgan, Josh	20	319	16.0	48t	3
Robinson, Michael	17	202	11.9	36	0
Foster, DeShaun	16	133	8.3	31	1
Walker, Delanie	10	155	15.5	53	1
Zeigler, Dominique	5	97	19.4	31	0
Keasey, Zak	3	25	8.3	12	0
Ryan, Sean	1	8	8.0	8	0
Bajema, Billy	2	34	17.0	29	0
Rossum, Allen	1	4	4.0	4	0
49ERS	309	3,724	12.1	63	21
OPPONENTS	331	3,668	11.1	81	22

INTERCEPTIONS	No	Yds	Avg	Long	TD
Harris, Walt	3	25	8.3	24	0
Spikes, Takeo	3	14	4.7	13	0
Clements, Nate	2	13	6.5	13	0
Brown, Tarell	2	1	0.5	1	0
Willis, Patrick	1	86	86.0	86t	1
Smith, Justin	1	0	0.0	0	0
49ERS	12	139	11.6	86t	1
OPPONENTS	19	358	18.8	75t	2

KICKOFF RETURNS	No	Yds	Avg	Long	TD
Rossum, Allen	47	1,259	26.8	104t	1
Walker, Delanie	13	257	19.8	35	0
Robinson, Michael	6	135	22.5	34	0
Balmer, Kentwan	5	47	9.4	14	0
Bajema, Billy	2	27	13.5	14	0
Ryan, Sean	1	14	14.0	14	0
Battle, Arnaz	1	28	28.0	28	0
Spikes, Takeo	1	0	0.0	0	0
49ERS	76	1,767	23.3	104t	1
OPPONENTS	65	1,515	23.3	63	0

PUNT RETURNS	Ret	FC	Yds	Avg	Long	TD
Rossum, Allen	15	7	223	14.9	45	0
Battle, Arnaz	6	2	29	4.8	19	0
Clements, Nate	6	0	46	7.7	16	0
Zeigler, Dominique	2	3	0	0.0	0	0
49ERS	29	12	298	10.3	45	0
OPPONENTS	39	11	364	9.3	30	0

PUNTING	No	Yds	Avg	Net	TB	I-20	Lg	B
Lee, Andy	66	3,155	47.8	39.0	9	13	82	1
49ERS	66	3,155	47.1	39.0	9	13	82	1
OPPONENTS	72	3,054	42.4	35.8	9	23	70	1

PASSING	Att	Comp	Pct	Yds	LG	TD	Int	QB
Hill, Shaun	288	181	62.8	2,046	48t	13	8	87.5
O'Sullivan, J.T.	220	128	58.2	1,678	63	8	11	73.6
Bruce, Isaac	1	0	0.0	0	0	0	0	0.0
49ERS	509	309	60.7	3,724	63	21	19	81.3
OPPONENTS	545	331	60.7	3,668	81	22	12	85.0



2009 (8-8)

Mike Singletary, Coach

W	20	at Arizona (61,981), S-13	16
W	23	Seattle (69,732), S-20	10
L	24	at Minnesota (63,398), S-27	27
W	35	St. Louis (69,732), O-4	0
L	10	Atlanta (70,820), O-11	45
-	-	BYE, O-18	-
L	21	at Houston (66,229), O-25	24
L	14	at Indianapolis (69,732), N-1	18
L	27	Tennessee (69,732), N-8	34
W	10	Chicago (70,445), THU/N-12	6
L	24	at Green Bay (69,732), N-22	30
W	20	Jacksonville (67,761), N-29	3
L	17	at Seattle (69,732), D-6	20
W	24	Arizona (67,782), MON/D-14	9
L	13	at Philadelphia (69,144), D-20	27
W	20	Detroit (69,732), D-27	6
W	28	at St. Louis (47,965), J-3	6

330

281

TEAM STATISTICS

	49ers	Opp
TOTAL FIRST DOWNS	238	278
Rushing	77	77
Passing	137	176
Penalty	24	25
TOTAL YARDS GAINED	4,652	5,222
By Rushing	1,600	1,552
By Passing	3,052	3,670
TOTAL PLAYS FROM SCRIMMAGE	939	1,050
Rushes	371	426
Average Gain Per Rush	4.3	3.6
NET YARDS PASSING	3,052	3,670
Passes Attempted	528	580
Passes Completed	312	352
Percent Completed	59.1	60.7
Had Intercepted	14	18
Times Sacked	40	44
Lost Attempting to Pass	241	293
PUNTS	99	95
Total Yardage of Punts	4,711	4,295
Average Length	47.6	45.2
KICKOFF RETURNS	52	65
Total Yards Returned	1,135	1,415
Average Length of Return	21.8	21.8
PENALTIES	98	114
Yards Penalized	758	969
FUMBLES	24	29
Own Fumbles Recovered	14	14
Opponents' Fumbles Recovered	15	10
FIELD GOALS	19	29
Field Goals Attempted	24	34
TOTAL POINTS SCORED	330	281
Touchdowns Scored	39	28
Touchdowns Rushing	12	12
Touchdowns Passing	23	14
Touchdown Returns	4	2
Extra Points	39	26
Field Goals	19	29
Safeties	0	0

AVG. TIME OF POSSESSION 29:47 30:14

SCORING

	TDs	Ru	Pa	Int	Fu	KO	Pu	PAT	FG	S	Pts
Nedney, Joe	0	0	0	0	0	0	0	33/33	17/21	0	84
Gore, Frank	13	10	3	0	0	0	0	0/0	0/0	0	78
Davis, Vernon	13	0	13	0	0	0	0	0/0	0/0	0	78
Morgan, Josh	3	0	3	0	0	0	0	0/0	0/0	0	18
Crabtree, Michael	2	0	2	0	0	0	0	0/0	0/0	0	12
Hill, Jason	2	0	2	0	0	0	0	0/0	0/0	0	12
Schmitt, Ricky	0	0	0	0	0	0	0	2/2	2/3	0	8
Coffee, Glen	1	1	0	0	0	0	0	0/0	0/0	0	6
McKillop, Scott	0	0	0	0	1*	0	0	0/0	0/0	0	6
McDonald, Ray	1	0	0	0	1&	0	0	0/0	0/0	0	6
Willis, Patrick	1	0	0	1	0	0	0	0/0	0/0	0	6
Clements, Nate	1	0	0	0	1#	0	0	0/0	0/0	0	6
Norris, Moran	1	1	0	0	0	0	0	0/0	0/0	0	6
Andrus, Shane	0	0	0	0	0	0	0	4/4	0/0	0	4
49ERS	39	12	23	1	3	0	0	39/39	19/24	0	330
OPPONENTS	28	12	14	1	0	1	0	26/27	29/34	0	281

*returned special teams FR #returned blocked FG &returned on FR

Rookie Names in Italics

RUSHING	No	Yds	Avg	Long	TD
Gore, Frank	229	1,120	4.9	80t	10
Coffee, Glen	83	226	2.7	17	1
Hill, Shaun	8	70	8.8	22	0
Morgan, Josh	5	61	12.2	20	0
Smith, Alex	24	51	2.1	11	0
Norris, Moran	14	41	2.9	15	1
Walker, Delanie	3	34	11.3	16	0
Spurlock, Micheal	1	3	3.0	3	0
Robinson, Michael	3	2	0.7	4	0
Bruce, Isaac	1	-8	-8.0	-8	0

49ERS	371	1,600	4.3	80t	12
OPPONENTS	426	1,552	3.6	41	12

RECEIVING	No	Yds	Avg	Long	TD
Davis, Vernon	78	965	12.4	73t	13
Morgan, Josh	52	527	10.1	61	3
Gore, Frank	52	406	7.8	48	3
Crabtree, Michael	48	625	13.0	50	2
Bruce, Isaac	21	264	12.6	50	0
Walker, Delanie	21	233	11.1	39	0
Coffee, Glen	11	76	6.9	12	0
Hill, Jason	9	90	10.0	30	2
Norris, Moran	7	31	4.4	11	0
Robinson, Michael	6	24	4.0	8	0
Battle, Arnaz	5	40	8.0	12	0
Jones, Brandon	1	18	18.0	18	0
Smith, Alex	1	-6	-6.0	-6	0

49ERS	312	3,293	10.6	73t	23
OPPONENTS	352	3,963	11.3	90t	14

INTERCEPTIONS	No	Yds	Avg	Long	TD
Goldson, Dashon	4	39	9.8	34	0
Bly, Dre'	3	66	22.0	31	0
Willis, Patrick	3	33	11.0	23t	1
Brown, Tarell	2	52	26.0	51	0
Spencer, Shawntae	2	2	1.0	2	0
Roman, Mark	1	27	27.0	27	0
Franklin, Aubrayo	1	10	10.0	10	0
Clements, Nate	1	8	8.0	8	0
Lewis, Michael	1	0	0.0	0	0

49ERS	18	237	13.2	51	1
OPPONENTS	14	168	12.0	43	1

KICKOFF RETURNS	No	Yds	Avg	Long	TD
Robinson, Michael	18	414	23.0	40	0
Morgan, Josh	13	367	28.2	76	0
Rossum, Allen	7	152	21.7	40	0
Walker, Delanie	5	85	17.0	25	0
Battle, Arnaz	3	68	22.7	26	0
Coffee, Glen	3	42	14.0	16	0
Balmer, Kentwan	2	7	3.5	4	0
Norris, Moran	1	0	0.0	0	0

49ERS	52	1,135	21.8	76	0
OPPONENTS	65	1,415	21.8	101t	1

PUNT RETURNS	Ret	FC	Yds	Avg	Long	TD
Battle, Arnaz	21	10	61	2.9	18	0
Rossum, Allen	12	1	84	7.0	14	0
Jones, Brandon	9	1	26	2.9	13	0
Clements, Nate	4	1	38	9.5	12	0
Smith, Reggie	3	0	7	2.3	9	0

49ERS	49	13	216	4.4	18	0
OPPONENTS	57	14	495	8.7	56	0

PUNTING	No	Yds	Avg	Net	TB	I-20	Lg	B
Lee, Andy	99	4,711	47.6	41.0	8	30	64	0

49ERS	99	4,711	47.6	41.0	8	30	64	0
OPPONENTS	95	4,295	45.2	41.5	7	31	67	0

PASSING	Att	Comp	Pct	Yds	LG	TD	Int	QB
Smith, Alex	372	225	60.5	2,350	73t	18	12	81.5
Hill, Shaun	155	87	56.1	943	61	5	2	79.6
Spurlock, Micheal	1	0	0.0	0	0	0	0	39.6

49ERS	528	312	59.1	3,293	73t	23	14	80.8
OPPONENTS	580	352	60.7	3,963	90t	14	18	76.2



2010 (6-10)

Mike Singletary/Jim Tomsula, Coach*

L	6	at Seattle (67,044), S-12	31
L	22	New Orleans (69,732), MON/S -20	25
L	10	at Kansas City (68,188), S-26	31
L	14	at Atlanta (66,874), O-3	16
L	24	Philadelphia (69,732), SUN/O -10	27
W	17	Oakland (69,732), O-17	9
L	20	at Carolina (72,741), O-24	23
W	24	Denver in London (83,841), O-31	16
-	-	BYE, N-7	-
W	23	St. Louis (69,732), N-14	(OT) 20
L	0	Tampa Bay (69,732), N-21	21
W	27	at Arizona (62,308), MON/N -29	6
L	16	at Green Bay (70,575), D-5	34
W	40	Seattle (69,732), D-12	21
L	7	at San Diego (67,820), THU/D -16	34
L	17	at St. Louis (52,820), D-26	25
W	38	Arizona (69,732), J-2	7

305 346

* Mike Singletary was fired after 15 games and Jim Tomsula was appointed his successor.

TEAM STATISTICS		49ers	Opp
TOTAL FIRST DOWNS		251	299
Rushing		85	86
Passing		149	188
Penalty		17	25
TOTAL YARDS GAINED		5,013	5,244
By Rushing		1,657	1,547
By Passing		3,356	3,697
TOTAL PLAYS FROM SCRIMMAGE		945	1,033
Rushes		401	447
Average Gain Per Rush		4.1	3.5
NET YARDS PASSING		3,356	3,697
Passes Attempted		500	550
Passes Completed		282	358
Percent Completed		56.4	65.1
Had Intercepted		15	15
Times Sacked		44	36
Lost Attempting to Pass		257	244
PUNTS		91	84
Total Yardage of Punts		4,203	3,571
Average Length		46.2	42.5
KICKOFF RETURNS		61	67
Total Yards Returned		1,187	1,485
Average Length of Return		19.5	22.2
PENALTIES		112	97
Yards Penalized		933	839
FUMBLES		22	18
Own Fumbles Recovered		14	11
Opponents' Fumbles Recovered		7	8
FIELD GOALS		22	28
Field Goals Attempted		27	33
TOTAL POINTS SCORED		305	346
Touchdowns Scored		34	37
Touchdowns Rushing		10	9
Touchdowns Passing		19	25
Touchdown Returns		5	3
Extra Points		33	36
Field Goals		22	28
Safeties		0	0
AVG. TIME OF POSSESSION		28:37	31:23
SCORING	TDs Ru Pa Int Fu KO Pu PAT FG S Pts		
Nedney, Joe	0 0 0 0 0 0 0 17/17	11/13	0 50
Davis, Vernon	7 0 7 0 0 0 0 0/0	0/0	0 44
Reed, Jeff	0 0 0 0 0 0 0 13/13	9/10	0 40
Crabtree, Michael	6 0 6 0 0 0 0 0/0	0/0	0 36
Westbrook, Brian	5 4 1 0 0 0 0 0/0	0/0	0 30
Gore, Frank	5 3 2 0 0 0 0 0/0	0/0	0 30
Ginn, Ted	2 0 1 0 0 0 1 0/0	0/0	0 12
Dixon, Anthony	2 2 0 0 0 0 0 0/0	0/0	0 12
Morgan, Joshua	2 0 2 0 0 0 0 0/0	0/0	0 12
Andrus, Shane	0 0 0 0 0 0 0 3/3	2/4	0 9
McDonald, Ray	1 0 0 1 0 0 0 0/0	0/0	0 6
Goldson, Dashon	1 0 0 1 0 0 0 0/0	0/0	0 6
Brown, Tarell	1 0 0 1 0 0 0 0/0	0/0	0 6
Smith, Troy	1 1 0 0 0 0 0 0/0	0/0	0 6
Mays, Taylor	1 0 0 0 1* 0 0 0/0	0/0	0 6
49ERS	34 10 19 3 1 0 1 33/33	22/27	0 305
OPPONENTS	37 9 25 1 1 1 0 36/37	28/33	0 346

*returned blocked punt | 2-pt. conversions: Team: 1-1, Opponents: 0-0

Rookie Names in Italics

RUSHING	No	Yds	Avg	Long	TD			
Gore, Frank	203	853	4.2	64	3			
Westbrook, Brian	77	340	4.4	30	4			
Dixon, Anthony	70	237	3.4	34	2			
Smith, Troy	23	121	5.3	16	1			
Smith, Alex	18	60	3.3	12	0			
Walker, Delanie	3	18	6.0	10	0			
Morgan, Joshua	2	17	8.5	13	0			
Ginn, Ted	2	11	5.5	9	0			
Norris, Moran	3	0	0.0	1	0			
49ERS	401	1,657	4.1	64	10			
OPPONENTS	447	1,547	3.5	43	9			
RECEIVING	No	Yds	Avg	Long	TD			
Davis, Vernon	56	914	16.3	66t	7			
Crabtree, Michael	55	741	13.5	60t	6			
Gore, Frank	46	452	9.8	41	2			
Morgan, Joshua	44	698	15.9	65	2			
Walker, Delanie	29	331	11.4	38	0			
Westbrook, Brian	16	150	9.4	62t	1			
Ginn, Ted	12	163	13.6	37t	1			
Zeigler, Dominique	9	98	10.9	20	0			
Byham, Nate	5	27	5.4	9	0			
Dixon, Anthony	5	11	2.2	8	0			
Norris, Moran	4	20	5.0	8	0			
Williams, Kyle	1	8	8.0	8	0			
49ERS	282	3,613	12.8	66t	19			
OPPONENTS	358	3,941	11.0	71	25			
INTERCEPTIONS	No	Yds	Avg	Long	TD			
Clements, Nate	3	46	15.3	39	0			
Spikes, Takeo	3	9	3.0	6	0			
Spencer, Shawntae	3	0	0.0	0	0			
Brown, Tarell	1	62	62.0	62t	1			
Goldson, Dashon	1	39	39.0	39t	1			
Brooks, Ahmad	1	32	32.0	32	0			
McDonald, Ray	1	31	31.0	31t	1			
Smith, Reggie	1	20	20.0	20	0			
Lawson, Manny	1	0	0.0	0	0			
49ERS	15	239	15.9	62t	3			
OPPONENTS	15	182	12.1	41	1			
KICKOFF RETURNS	No	Yds	Avg	Long	TD			
Ginn, Ted	47	992	21.1	61	0			
Walker, Delanie	5	70	14.0	20	0			
Williams, Kyle	4	82	20.5	30	0			
Morgan, Joshua	2	19	9.5	13	0			
Norris, Moran	1	12	12.0	12	0			
Wragge, Tony	1	12	12.0	12	0			
Crabtree, Michael	1	0	0.0	0	0			
49ERS	61	1,187	19.5	61	0			
OPPONENTS	67	1,485	22.2	92t	1			
PUNT RETURNS	Ret	FC	Yds	Avg	Long	TD		
Ginn, Ted	24	18	321	13.4	78t	1		
Adams, Phillip	4	0	29	7.3	16	0		
Williams, Kyle	3	6	16	5.3	9	0		
Smith, Reggie	0	1	0	0.0	0	0		
49ERS	31	25	366	11.8	78t	1		
OPPONENTS	54	12	483	8.9	43	0		
PUNTING	No	Yds	Avg	Net	TB	I-20	Lg	B
Lee, Andy	91	4,203	46.2	38.2	12	34	64	0
49ERS	91	4,203	46.2	38.2	12	34	64	0
OPPONENTS	83	3,571	42.5	37.4	3	29	65	1
PASSING	Att	Comp	Pct	Yds	LG	TD	Int	QB
Smith, Alex	342	204	59.6	2,370	62t	14	10	82.1
Smith, Troy	145	73	50.3	1,176	66t	5	4	77.8
Carr, David	13	5	38.5	67	22	0	1	23.6
49ERS	500	282	56.4	3,613	66t	19	15	79.3
OPPONENTS	550	358	65.1	3,941	71	25	15	90.0



2011 (13-3/14-4)

NFC West Champions

Jim Harbaugh, Coach

W	33	Seattle (69,732), S-11	17
L	24	Dallas (69,732), S-18	(OT) 27
W	13	at Cincinnati (43,363), S-25	8
W	24	at Philadelphia (69,144), O-2	23
W	48	Tampa Bay (69,732), O-9	3
W	25	at Detroit (62,061), O-16	19
-	-	BYE, O-23	-
W	20	Cleveland (69,732), O-30	10
W	19	at Washington (78,032), N-6	11
W	27	New York Giants (69,732), N-13	20
W	23	Arizona (69,732), N-20	7
L	6	at Baltimore (71,345), THU/N-24	16
W	26	St. Louis (69,732), D-4	0
L	19	at Arizona (60,808), D-11	21
W	20	Pittsburgh (69,732), MON/D-19	3
W	19	at Seattle (66,697), D-24	17
W	34	at St. Louis (55,990), J-1	27
380			229

NFC DIVISIONAL ROUND - JAN. 14

(at San Francisco - Candlestick Park)

W	36	New Orleans (69,732)-SAT	32
NFC CHAMPIONSHIP - JAN. 22			
(at San Francisco - Candlestick Park)			
L	17	New York Giants (69,732)	(OT) 20

TEAM STATISTICS										49ers		Opp	
TOTAL FIRST DOWNS										282		267	
Rushing										101		53	
Passing										150		190	
Penalty										31		24	
TOTAL YARDS GAINED										4,974		4,931	
By Rushing										2,044		1,236	
By Passing										2,930		3,695	
TOTAL PLAYS FROM SCRIMMAGE										993		974	
Rushes										498		353	
Average Gain Per Rush										4.1		3.5	
NET YARDS PASSING										2,044		3,695	
Passes Attempted										451		579	
Passes Completed										277		333	
Percent Completed										61.4		57.5	
Had Intercepted										5		23	
Times Sacked										44		42	
Lost Attempting to Pass										263		283	
PUNTS										79		87	
Total Yardage of Punts										3,970		3,911	
Average Length										50.3		45.0	
KICKOFF RETURNS										39		46	
Total Yards Returned										1,060		1,061	
Average Length of Return										27.2		23.1	
PENALTIES										113		98	
Yards Penalized										1,014		867	
FUMBLES										14		31	
Own Fumbles Recovered										9		16	
Opponents' Fumbles Recovered										15		5	
FIELD GOALS										44		22	
Field Goals Attempted										52		27	
TOTAL POINTS SCORED										380		229	
Touchdowns Scored										35		23	
Touchdowns Rushing										14		3	
Touchdowns Passing										18		20	
Touchdown Returns										3		0	
Extra Points										34		21	
Field Goals										44		22	
Safety										1		1	
AVG. TIME OF POSSESSION										32:02		27:58	
SCORING		TDs	Ru	Pa	Int	Fu	KO	Pu	PAT	FG	S	Pts	
Akers, Davis		0	0	0	0	0	0	0	34/34	44/52	0	166	
Gore, Frank		8	8	0	0	0	0	0	0/0	0/0	0	48	
Davis, Vernon		6	0	6	0	0	0	0	0/0	0/0	0	36	
Crabtree, Michael		4	0	4	0	0	0	0	0/0	0/0	0	26	
Williams, Kyle		3	0	3	0	0	0	0	0/0	0/0	0	18	
Walker, Delanie		3	0	3	0	0	0	0	0/0	0/0	0	18	
Ginn Jr., Ted		2	0	0	0	0	1	1	0/0	0/0	0	12	
Dixon, Anthony		2	2	0	0	0	0	0	0/0	0/0	0	12	
Hunter, Kendall		2	2	0	0	0	0	0	0/0	0/0	0	12	
Smith, Alex		2	2	0	0	0	0	0	0/0	0/0	0	12	
Miller, Bruce		1	0	1	0	0	0	0	0/0	0/0	0	6	

Rookie Names in Italics

(continued)

SCORING	TDs	Ru	Pa	Int	Fu	KO	Pu	PAT	FG	S	Pts	
Rogers, Carlos	1	0	0	1	0	0	0	0/0	0/0	0	6	
Morgan, Joshua	1	0	1	0	0	0	0	0/0	0/0	0	6	
Smith, Aldon	0	0	0	0	0	0	0	0/0	0/0	1	2	
49ERS	35	14	18	1	0	1	1	34/34	44/52	1	380	
OPPONENTS	23	3	20	0	0	0	0	0	21/21	22/27	1	229
2-pt conversions: Team: 1-1, Opponents: 1-2												
RUSHING	No	Yds	Avg	Long	TD							
Gore, Frank	282	1,211	4.3	55	8							
Hunter, Kendall	112	473	4.2	44	2							
Smith, Alex	52	179	3.4	14	2							
Dixon, Anthony	29	87	3.0	9	2							
Ginn Jr., Ted	8	68	8.5	24	0							
Williams, Kyle	2	32	16.0	25	0							
Miller, Bruce	4	8	2.0	3	0							
Crabtree, Michael	1	6	6.0	6	0							
Walker, Delanie	3	5	1.7	14	0							
Kaepernick, Colin	2	-2	-1.0	-1	0							
Davis, Venon	2	-5	-2.5	-2	0							
Lee, Andy	1	-18	-18.0	-18	0							
49ERS	498	2,044	4.1	55	14							
OPPONENTS	353	1,236	3.5	34	3							
RECEIVING	No	Yds	Avg	Long	TD							
Crabtree, Michael	72	874	12.1	52t	4							
Davis, Vernon	67	792	11.8	44	6							
Williams, Kyle	20	241	12.1	56t	3							
Ginn Jr., Ted	19	220	11.6	26	0							
Walker, Delanie	19	198	10.4	29t	3							
Gore, Frank	17	114	6.7	13	0							
Hunter, Kendall	16	195	12.2	44	0							
Morgan, Joshua	15	220	14.7	30t	1							
Edwards, Braylon	15	181	12.1	24	0							
Miller, Bruce	11	83	7.5	30t	1							
Swain, Brett	2	15	7.5	9	0							
Peelle, Justin	1	19	19.0	19	0							
Sopoaga, Isaac	1	18	18.0	18	0							
Staley, Joe	1	17	17.0	17	0							
Dixon, Anthony	1	6	6.0	6	0							
49ERS	277	3,193	11.5	56t	18							
OPPONENTS	333	3,978	11.9	77	20							
INTERCEPTIONS	No	Yds	Avg	Long	TD							
Rogers, Carlos	6	106	17.7	31t	1							
Goldson, Dashon	6	53	8.8	21	0							
Brown, Tarell	4	15	3.8	11	0							
Whitner, Donte	2	48	24.0	48	0							
Brock, Tramaine	2	18	9.0	18	0							
Culliver, Chris	1	23	23.0	23	0							
Smith, Reggie	1	11	11.0	11	0							
Willis, Patrick	1	10	10.0	10	0							
49ERS	23	284	12.3	48	1							
OPPONENTS	5	51	10.2	30	0							
KICKOFF RETURNS	No	Yds	Avg	Long	TD							
Ginn Jr., Ted	29	800	27.6	102t	1							
Hunter, Kendall	6	156	26.0	43	0							
Williams, Kyle	4	104	26.0	33	0							
49ERS	39	1,060	27.2	102t	1							
OPPONENTS	46	1,061	23.1	39	0							
PUNT RETURNS	Ret	FC	Yds	Avg	Long	TD						
Ginn Jr., Ted	38	18	466	12.3	55t	1						
Smith, Reggie	4	1	37	9.3	14	0						
Williams, Kyle	2	4	41	20.5	36	0						
49ERS	44	23	544	12.4	55t	1						
OPPONENTS	39	17	315	8.1	24	0						
PUNTING	No	Yds	Avg	Net	TB	I-20	Lg	B				
Lee, Andy	78	3,970	50.9	44.0	9	28	68	1				
49ERS	78	3,970	50.3	44.0	9	28	68	1				
OPPONENTS	87	3,911	45.0	37.1	7	21	77	0				
PASSING	Att	Comp	Pct	Yds	LG	TD	Int	QB				
Smith, Alex	445	273	61.3	3,144	56t	17	5	90.7				
Kaepernick, Colin	5	3	60.0	35	19	0	0	81.3				
Akers, David	1	1	100.0	14	14t	1	0	158.3				
49ERS	451	277	61.4	3,193	56t	18	5	91.5				
OPPONENTS	579	333	57.5	3,978	77	20	20	73.6				



2012 (11-4-1/13-5-1)
NFC West Champions – NFC Champions

Jim Harbaugh, Coach

W	30	at Green Bay (70,523), S–9	22
W	27	Detroit (69,732), SUN/S–16	19
L	13	at Minnesota (57,288), S–23	24
W	34	at New York Jets (79,088), S–30	0
W	45	Buffalo (69,732), O–7	3
L	3	New York Giants (69,732), O–14	26
W	13	Seattle (69,732), THU/O–18	6
W	24	at Arizona (62,810), MON/O–29	3
–	–	BYE, N–4	–
T	24	St. Louis (69,732), N–11	(OT) 24
W	32	Chicago (69,732), MON/N–19	7
W	31	at New Orleans (73,147), N–25	21
L	13	at St. Louis (57,279), D–2	(OT) 16
W	27	Miami (69,732), D–9	13
W	41	at New England (68,756), SUN/D–16	34
L	13	at Seattle (68,161), SUN/D–23	42
W	27	Arizona (69,732), D–30	13

397

273

NFC DIVISIONAL ROUND - JAN. 12

(at San Francisco – Candlestick Park)

W	45	Green Bay (68,732)– SAT	31
---	----	--------------------------------	----

NFC CHAMPIONSHIP - JAN. 20

(at Atlanta – Georgia Dome)

W	28	Atlanta (60,863)	24
---	----	------------------	----

SUPER BOWL XLVII - FEB. 3

(at New Orleans – Mercedes-Benz Superdome)

L	31	Baltimore (71,024)	34
---	----	--------------------	----

TEAM STATISTICS

	49ers	Opp
TOTAL FIRST DOWNS	322	284
Rushing	128	72
Passing	172	178
Penalty	22	34
TOTAL YARDS GAINED	5,789	4,710
By Rushing	2,491	1,507
By Passing	3,298	3,203
TOTAL PLAYS FROM SCRIMMAGE	969	1,012
Rushes	492	407
Average Gain Per Rush	5.1	3.7
NET YARDS PASSING	3,298	3,203
Passes Attempted	436	567
Passes Completed	289	337
Percent Completed	66.3	59.4
Had Intercepted	8	14
Times Sacked	41	38
Lost Attempting to Pass	253	270
PUNTS	67	79
Total Yardage of Punts	3,226	3,609
Average Length	48.1	45.7
KICKOFF RETURNS	49	48
Total Yards Returned	1,216	1,289
Average Length of Return	24.8	26.9
PENALTIES	109	93
Yards Penalized	960	758
FUMBLES	26	21
Own Fumbles Recovered	18	10
Opponents' Fumbles Recovered	11	8
FIELD GOALS	29	22
Field Goals Attempted	42	27
TOTAL POINTS SCORED	397	273
Touchdowns Scored	44	29
Touchdowns Rushing	17	7
Touchdowns Passing	23	19
Touchdown Returns	4	3
Extra Points	44	27
Field Goals	29	22
Safeties	1	1
AVG. TIME OF POSSESSION	30:49	29:11

SCORING

	TDs	Ru	Pa	Int	Fu	KO	Pu	PAT	FG	S	Pts
Akers, David	0	0	0	0	0	0	0	44/44	29/42	0	131
Gore, Frank	10	8	1	0	1	0	0	0	0	0	60
Crabtree, Michael	9	0	9	0	0	0	0	0	0	0	54
Davis, Vernon	5	0	5	0	0	0	0	0	0	0	30
Kaepernick, Colin	5	5	0	0	0	0	0	0	0	0	30
Moss, Randy	3	0	3	0	0	0	0	0	0	0	18
Walker, Delanie	3	0	3	0	0	0	0	0	0	0	18
Hunter, Kendall	2	2	0	0	0	0	0	0	0	0	12

Rookie Names in Italics

(continued)

SCORING

	TDs	Ru	Pa	Int	Fu	KO	Pu	PAT	FG	S	Pts
Dixon, Anthony	2	2	0	0	0	0	0	0	0	0	12
Manningham, Mario	1	0	1	0	0	0	0	0	0	0	6
Williams, Kyle	1	0	1	0	0	0	0	0	0	0	6
Brooks, Ahmad	1	0	0	1	0	0	0	0	0	0	6
Rogers, Carlos	1	0	0	0	1	0	0	0	0	0	6
Whitner, Donte	1	0	0	1	0	0	0	0	0	0	6
McDonald, Ray	0	0	0	0	0	0	0	0	0	1	2

49ERS

OPPONENTS

*ret blocked FG | 2–pt conversions: Team: 0–0, Opponents: 2–2

RUSHING

	No	Yds	Avg	Long	TD
Gore, Frank	258	1,214	4.7	37	8
Kaepernick, Colin	63	415	6.6	50t	5
Hunter, Kendall	72	371	5.2	26	2
Smith, Alex	31	132	4.3	24	0
<i>James, LaMichael</i>	27	125	4.6	26	0
Dixon, Anthony	21	78	3.7	9	2
Manningham, Mario	3	64	21.3	29	0
Goldson, Dashon	1	31	31	31	0
Williams, Kyle	4	21	5.3	9	0
Miller, Bruce	5	18	3.6	9	0
Crabtree, Michael	1	8	8	8	0
Jacobs, Brandon	5	7	1.4	3	0
Ginn Jr., Ted	1	7	7	7	0

49ERS

OPPONENTS

RECEIVING

	No	Yds	Avg	Long	TD
Crabtree, Michael	85	1,105	13	49t	9
Manningham, Mario	42	449	10.7	40	1
Davis, Vernon	41	548	13.4	53	5
Moss, Randy	28	434	15.5	55	3
Gore, Frank	28	234	8.4	26	1
Walker, Delanie	21	344	16.4	45	3
Williams, Kyle	14	212	15.1	57	1
Miller, Bruce	12	84	7	26	0
Hunter, Kendall	9	60	6.7	12	0
<i>Celek, Garrett</i>	4	51	12.8	35	0
<i>James, LaMichael</i>	3	29	9.7	15	0
Ginn Jr., Ted	2	1	0.5	1	0

49ERS

OPPONENTS

INTERCEPTIONS

	No	Yds	Avg	Long	TD
Goldson, Dashon	3	21	7.0	20	0
Brown, Tarell	2	17	8.5	12	0
Culliver, Chris	2	4	2.0	4	0
Willis, Patrick	2	2	1.0	2	0
Rogers, Carlos	1	63	63.0	63	0
Brooks, Ahmad	1	50	50.0	50t	1
Whitner, Donte	1	42	42.0	42t	1
Bowman, NaVorro	1	11	11.0	11	0
Smith, Aldon	1	6	6.0	6	0

49ERS

OPPONENTS

KICKOFF RETURNS

	No	Yds	Avg	Long	TD
<i>James, LaMichael</i>	14	417	29.8	62	0
Williams, Kyle	13	353	27.2	94	0
Ginn Jr., Ted	11	253	23.0	31	0
Hunter, Kendall	7	165	23.6	31	0
Walker, Delanie	4	28	7.0	18	0

49ERS

OPPONENTS

PUNT RETURNS

	Ret	FC	Yds	Avg	Long	TD
Ginn Jr., Ted	32	12	326	10.2	38	0
Williams, Kyle	4	6	52	13.0	20	0

49ERS

OPPONENTS

PUNTING

	No	Yds	Avg	Net	TB	I–20	Lg	B
Lee, Andy	67	3,226	48.1	43.2	4	36	66	0

49ERS

OPPONENTS

PASSING

	Att	Comp	Pct	Yds	LG	TD	Int	QB
Kaepernick, Colin	218	136	62.4	1,814	57	10	3	98.3
Smith, Alex	218	153	70.2	1,737	55	13	5	104.1

49ERS

OPPONENTS



2013 (12-4/14-5)

Jim Harbaugh, Coach

W	34	Green Bay (69,732), S-8	28
L	3	at Seattle (68,338), SUN/S-15	29
L	7	Indianapolis (69,732), S-22	27
W	35	at St. Louis (56,640), THU/S-26	11
W	34	Houston (69,732), SUN/O-6	3
W	32	Arizona (69,732), O-13	20
W	31	at Tennessee (69,143), O-20	17
W	42	at Jacksonville in London (83,559), O-27	10
-	-	BYE, N-3	-
L	9	Carolina (69,732), N-10	10
L	20	at New Orleans (73,025), N-17	23
W	27	at Washington (79,773), MON/N-25	6
W	23	St. Louis (69,732), D-1	13
W	19	Seattle (69,732), D-8	17
W	33	at Tampa Bay (64,142), D-15	14
W	34	Atlanta (69,732), MON/D-23	24
W	23	at Arizona (63,570), D-29	20

406

272

NFC WILDCARD - JAN. 5

(at Green Bay - Lambeau Field)

W	23	at Green Bay (77,525)	20
---	----	-----------------------	----

NFC DIVISIONAL ROUND - JAN. 12

(at Carolina - Bank of America Stadium)

W	23	at Carolina (73,784)	10
---	----	----------------------	----

NFC CHAMPIONSHIP GAME - JAN. 19

(at Seattle - CenturyLink Field)

L	17	at Seattle (68,454)	23
---	----	---------------------	----

TEAM STATISTICS

	49ers	Opp
TOTAL FIRST DOWNS	286	284
Rushing	115	77
Passing	148	181
Penalty	23	26
TOTAL YARDS GAINED	5,180	5,071
By Rushing	2,201	1,535
By Passing	2,979	3,536
TOTAL PLAYS FROM SCRIMMAGE	961	1,020
Rushes	505	397
Average Gain Per Rush	4.4	3.9
NET YARDS PASSING	2,979	3,536
Passes Attempted	417	585
Passes Completed	244	345
Percent Completed	58.5	59.0
Had Intercepted	8	18
Times Sacked	39	38
Lost Attempting to Pass	231	283
PUNTS	79	87
Total Yardage of Punts	3,804	3,884
Average Length	48.2	44.6
KICKOFF RETURNS	32	54
Total Yards Returned	726	1,104
Average Length of Return	22.7	20.4
PENALTIES	103	96
Yards Penalized	845	878
FUMBLES	20	21
Own Fumbles Recovered	10	9
Opponents' Fumbles Recovered	12	10
FIELD GOALS	32	20
Field Goals Attempted	36	25
TOTAL POINTS SCORED	406	272
Touchdowns Scored	44	30
Touchdowns Rushing	18	11
Touchdowns Passing	21	19
Touchdown Returns	5	0
Extra Points	44	28
Field Goals	32	20
Safeties	1	1
AVG. TIME OF POSSESSION	30:35	29:26

SCORING

	TDs	Ru	Pa	Int	Fu	KO	Pu	PAT	FG	S	Pts
Dawson, Phil	0	0	0	0	0	0	0	44/44	32/36	0	140
Davis, Vernon	13	0	13	0	0	0	0	0/0	0/0	0	78
Gore, Frank	9	9	0	0	0	0	0	0/0	0/0	0	54
Boldin, Anquan	7	0	7	0	0	0	0	0/0	0/0	0	42
Kaepernick, Colin	4	4	0	0	0	0	0	0/0	0/0	0	24
Hunter, Kendall	4	3	0	0	1	0	0	0/0	0/0	0	24
Dixon, Anthony	2	2	0	0	0	0	0	0/0	0/0	0	12
Bowman, NaVorro	1	0	0	1	0	0	0	0/0	0/0	0	6
Osgood, Kassim	1	0	0	0	1	0	0	0/0	0/0	0	6
Skuta, Dan	1	0	0	0	1	0	0	0/0	0/0	0	6

Rookie Names in Italics

(continued)

SCORING

	TDs	Ru	Pa	Int	Fu	KO	Pu	PAT	FG	S	Pts
Crabtree, Michael	1	0	1	0	0	0	0	0/0	0/0	0	6
Brock, Tramaine	1	0	0	1	0	0	0	0/0	0/0	0	6
Lemonier, Corey	0	0	0	0	0	0	0	0/0	0/0	1	2
49ERS	44	18	21	2	3	0	0	44/44	32/36	1	406
OPPONENTS	30	11	19	0	0	0	0	28/28	20/25	1	272

2-pt conversions: Team: 0-0, Opponents: 1-2

RUSHING

	No	Yds	Avg	Long	TD
Gore, Frank	276	1,128	4.1	51	9
Kaepernick, Colin	92	524	5.7	28	4
Hunter, Kendall	78	358	4.6	45	3
James, LaMichael	12	59	4.9	21	0
Dixon, Anthony	28	56	2.0	9	2
Patton, Quinton	1	26	26.0	26	0
Williams, Kyle	2	23	11.5	13	0
Miller, Bruce	7	13	1.9	4	0
Boldin, Anquan	2	11	5.5	11	0
Moore, Marlon	1	9	9.0	9	0
McCoy, Colt	6	-6	-1.0	-1	0
49ERS	505	2,201	4.4	51	18
OPPONENTS	397	1,535	3.9	30	11

RECEIVING

	No	Yds	Avg	Long	TD
Boldin, Anquan	85	1,179	13.9	63	7
Davis, Vernon	52	850	16.3	64t	13
Miller, Bruce	25	243	9.7	43	0
Crabtree, Michael	19	284	14.9	60	1
Gore, Frank	16	141	8.8	29	0
Williams, Kyle	12	113	9.4	16	0
Manningham, Mario	9	85	9.4	14	0
McDonald, Vance	8	119	14.9	25	0
Patton, Quinton	3	34	11.3	29	0
Dixon, Anthony	3	30	10.0	19	0
Baldwin, Jonathan	3	28	9.3	15	0
Celek, Garrett	2	38	19.0	30	0
James, LaMichael	2	16	8.0	12	0
Hunter, Kendall	2	13	6.5	9	0
Osgood, Kassim	1	17	17.0	17	0
Staley, Joe	1	14	14.0	14	0
Moore, Marlon	1	6	6.0	6	0
49ERS	244	3,210	13.2	64t	21
OPPONENTS	345	3,819	11.1	75t	19

INTERCEPTIONS

	No	Yds	Avg	Long	TD
Brock, Tramaine	5	82	16.4	41	1
Reid, Eric	4	54	13.5	53	0
Bowman, NaVorro	2	93	46.5	89t	1
Rogers, Carlos	2	14	7.0	11	0
Whitner, Donte	2	7	3.5	7	0
Brooks, Ahmad	1	22	22.0	22	0
Jerod-Eddie, Tony	1	6	6.0	6	0
Wright, Eric	1	0	0.0	0	0
49ERS	18	278	15.4	89t	2
OPPONENTS	8	117	14.6	43	0

KICKOFF RETURNS

	No	Yds	Avg	Long	TD
James, LaMichael	12	321	26.8	41	0
Williams, Kyle	7	134	19.1	35	0
Dixon, Anthony	5	101	20.2	47	0
Hunter, Kendall	4	81	20.3	30	0
Cox, Perrish	3	82	27.3	30	0
Patton, Quinton	1	7	7.0	7	0
49ERS	32	726	22.7	47	0
Opponents	54	1,104	20.4	82	0

PUNT RETURNS

	Ret	FC	Yds	Avg	Long	TD
James, LaMichael	23	12	251	10.9	40	0
Williams, Kyle	12	20	61	5.1	22	0
49ERS	35	32	312	8.9	40	0
OPPONENTS	38	21	330	8.7	38	0

PUNTING

	No	Yds	Avg	Net	TB	I-20	Lg	B
Lee, Andy	79	3,804	48.2	41.7	9	27	62	0
49ERS	79	3,804	48.2	41.7	9	27	62	0
Opponents	85	3,884	44.6	40.1	4	27	65	2

PASSING

	Att	Comp	Pct	Yds	LG	TD	Int	QB
Kaepernick, Colin	416	243	58.4	3,197	64t	21	8	91.6
McCoy, Colt	1	1	100.0	13	13	0	0	118.8
49ERS	417	244	58.5	3,210	64t	21	8	91.7
OPPONENTS	585	345	59.0	3,819	75t	19	18	76.4



2014 (8-8)

Jim Harbaugh, Coach

W	28	at Dallas (91,174), S-7	17
L	20	Chicago (70,799), SUN/S-14	28
L	14	at Arizona (61,572), S-21	23
W	26	Philadelphia (70,799), S-28	21
W	22	Kansas City (70,799), O-5	17
W	31	at St. Louis (56,851), MON/O-13	17
L	17	at Denver (77,047), SUN/O-19	42
-	-	BYE, O-26	-
L	10	St. Louis (70,799) N-2	13
W	27	at New Orleans (73,129), N-9	(OT) 24
W	16	at New York Giants (80,352), N-16	10
W	17	Washington (70,799), N-23	13
L	3	Seattle (70,799), THU/N-27	19
L	13	at Oakland (55,300), D-7	24
L	7	at Seattle (68,526), D-14	17
L	35	San Diego (70,799), SAT/D-20	(OT) 38
W	20	Arizona (70,799), D-28	17
306			340

TEAM STATISTICS

	49ers	Opp
TOTAL FIRST DOWNS	303	308
Rushing	104	83
Passing	165	188
Penalty	34	37
TOTAL YARDS GAINED	5,239	5,143
By Rushing	2,176	1,612
By Passing	3,063	3,531
TOTAL PLAYS FROM SCRIMMAGE	1,009	989
Rushes	470	402
Average Gain Per Rush	4.6	4.0
NET YARDS PASSING	3,063	3,531
Passes Attempted	487	551
Passes Completed	292	324
Percent Completed	60.0	58.8
Had Intercepted	10	23
Times Sacked	52	36
Lost Attempting to Pass	344	200
PUNTS	73	74
Total Yardage of Punts	3,369	3,362
Average Length	46.2	45.4
KICKOFF RETURNS	45	40
Total Yards Returned	1,104	907
Average Length of Return	24.5	22.7
PENALTIES	116	122
Yards Penalized	937	909
FUMBLES	18	18
Own Fumbles Recovered	6	12
Opponents' Fumbles Recovered	12	6
FIELD GOALS	25	20
Field Goals Attempted	31	20
TOTAL POINTS SCORED	306	340
Touchdowns Scored	33	40
Touchdowns Rushing	10	7
Touchdowns Passing	20	29
Touchdown Returns	3	4
Extra Points	33	40
Field Goals	25	20
Safeties	0	0
AVG. TIME OF POSSESSION	31:16	28:44

SCORING

	TDs	Ru	Pa	Int	Fu	KO	Pu	PAT	FG	S	Pts
Dawson, Phil	0	0	0	0	0	0	0	33/33	25/31	0	108
Boldin, Anquan	5	0	5	0	0	0	0	0/0	0/0	0	30
Gore, Frank	5	4	1	0	0	0	0	0/0	0/0	0	30
Crabtree, Michael	4	0	4	0	0	0	0	0/0	0/0	0	24
Hyde, Carlos	4	4	0	0	0	0	0	0/0	0/0	0	24
Ellington, Bruce	3	1	2	0	0	0	0	0/0	0/0	0	18
Johnson, Stevie	3	0	3	0	0	0	0	0/0	0/0	0	18
Davis, Vernon	2	0	2	0	0	0	0	0/0	0/0	0	12
Miller, Bruce	2	0	2	0	0	0	0	0/0	0/0	0	12
Kaepernick, Colin	1	1	0	0	0	0	0	0/0	0/0	0	6
Culliver, Chris	1	0	0	0	1	0	0	0/0	0/0	0	6
Bethea, Antoine	1	0	0	1	0	0	0	0/0	0/0	0	6
Johnson, Dontae	1	0	0	1	0	0	0	0/0	0/0	0	6
Lloyd, Brandon	1	0	1	0	0	0	0	0/0	0/0	0	6
49ERS	33	10	20	2	1	0	0	33/33	25/31	0	306
OPPONENTS	40	7	29	1	2*	0	1	40/40	20/20	0	340

*returned blocked punt | 2-pt. conversions: Team: 0-0, Opponents: 0-0

Rookie Names in Italics

RUSHING

	No	Yds	Avg	Long	TD
Gore, Frank	255	1,106	4.3	52t	4
Kaepernick, Colin	104	639	6.1	90t	1
Hyde, Carlos	83	333	4.0	28	4
Ellington, Bruce	6	28	4.7	15	1
Patton, Quinton	1	20	20.0	20	0
Smith, Alfonso	7	19	2.7	12	0
Miller, Bruce	6	9	1.5	4	0
Gabbert, Blaine	1	5	5.0	5	0
Davis, Vernon	1	4	4.0	4	0
Boldin, Anquan	1	4	4.0	4	0
Crabtree, Michael	1	4	4.0	4	0
Dahl, Craig	1	3	3.0	3	0
Carrier, Derek	1	2	2.0	2	0
James, LaMichael	2	0	0.0	1	0
49ERS	470	2,176	4.6	90t	10
OPPONENTS	402	1,612	4.0	37t	7

RECEIVING

	No	Yds	Avg	Long	TD
Boldin, Anquan	83	1,062	12.8	76t	5
Crabtree, Michael	68	698	10.3	51	4
Johnson, Stevie	35	435	12.4	32	3
Davis, Vernon	26	245	9.4	29t	2
Miller, Bruce	18	189	10.5	22	2
Lloyd, Brandon	14	294	21.0	80t	1
Hyde, Carlos	12	68	5.7	16	0
Gore, Frank	11	111	10.1	55t	1
Carrier, Derek	9	105	11.7	23	0
Ellington, Bruce	6	62	10.3	20t	2
Patton, Quinton	3	44	14.7	35	0
Smith, Alfonso	3	11	3.7	5	0
Celek, Garrett	2	53	26.5	31	0
McDonald, Vance	2	30	15.0	21	0
Cleveland, Asante	0	0	0	0	0
Osgood, Kassim	0	0	0	0	0
49ERS	292	3,407	11.7	80t	20
OPPONENTS	324	3,731	11.5	63	29

INTERCEPTIONS

	No	Yds	Avg	Long	TD
Cox, Perrish	5	12	2.4	10	0
Bethea, Antoine	4	71	17.8	49t	1
Culliver, Chris	4	61	15.3	29	0
Reid, Eric	3	138	46.0	73	0
Borland, Chris	2	12	6.0	12	0
Wilhoite, Michael	2	1	0.5	1	0
Johnson, Dontae	1	20	20.0	20t	1
Dahl, Craig	1	0	0.0	0	0
Willis, Patrick	1	0	0.0	0	0
49ERS	23	315	13.7	73	2
OPPONENTS	10	111	11.1	53t	1

KICKOFF RETURNS

	No	Yds	Avg	Long	TD
Ellington, Bruce	24	614	25.6	38	0
Hyde, Carlos	11	268	24.4	30	0
Holliday, Trindon	3	83	27.7	32	0
Cox, Perrish	2	60	30.0	57	0
Patton, Quinton	1	24	24.0	24	0
Miller, Bruce	1	19	19.0	19	0
Jerod-Eddie, Tony	1	18	18.0	18	0
Lynch, Aaron	1	10	10.0	10	0
Thomas, Chase	1	8	8.0	8	0
49ERS	45	1,104	24.5	57	0
OPPONENTS	40	907	22.7	38	0

PUNT RETURNS

	Ret	FC	Yds	Avg	Long	TD
Ellington, Bruce	23	12	188	8.2	23	0
Cox, Perrish	10	1	35	3.5	9	0
Osgood, Kassim	1	0	2	2.0	2	0
Cook, Chris	1	0	2	2.0	2	0
49ERS	35	13	227	6.5	23	0
OPPONENTS	36	22	336	9.3	82t	1

PUNTING

	No	Yds	Avg	Net	TB	I-20	Lg	B
Lee, Andy	72	3,369	46.8	39.6	7	28	71	1
49ERS	73	3,369	46.2	39.6	7	28	71	1
OPPONENTS	74	3,362	45.4	40.2	8	21	61	1

PASSING

	Att	Comp	Pct	Yds	LG	TD	Int	QB
Kaepernick, Colin	478	289	60.5	3,369	80t	19	10	86.4
Gabbert, Blaine	7	3	42.9	38	20t	1	0	100.0
Boldin, Anquan	1	0	0.0	0	0	0	0	39.6
Lee, Andy	1	0	0.0	0	0	0	0	39.6
49ERS	487	292	60.0	3,407	80t	20	10	86.3
OPPONENTS	551	324	58.8	3,731	63	29	23	79.5



2015 (5-11)

Jim Tomsula, Coach

W	20	Minnesota (70,799), MON/S –14	3
L	18	at Pittsburgh (66,472), S –20	43
L	7	at Arizona (63,663), S –27	47
L	3	Green Bay (70,799), O –4	17
L	27	at New York Giants (78,515), SUN/O –11	30
W	25	Baltimore (70,799), O –18	20
L	3	Seattle (70,799), THU/O –22	20
L	6	at St. Louis (51,207), N –1	27
W	17	Atlanta (70,799), N –8	16
–	–	BYE, N –15	–
L	13	at Seattle (68,993), N –22	29
L	13	Arizona (70,799), N –29	19
W	26	at Chicago (62,088), D –6	(OT) 20
L	10	at Cleveland (63,916), D –13	24
L	14	Cincinnati (70,799), D –20	24
L	17	at Detroit (61,313), D –27	32
W	19	St. Louis (70,799), J –3	(OT) 16
238			387

TEAM STATISTICS		49ers	Opp
TOTAL FIRST DOWNS		261	356
Rushing		83	128
Passing		154	199
Penalty		24	29
TOTAL YARDS GAINED		4,860	6,199
By Rushing		1,544	2,020
By Passing		3,316	4,179
TOTAL PLAYS FROM SCRIMMAGE		969	1,081
Rushes		390	504
Average Gain Per Rush		4.0	4.0
NET YARDS PASSING		3,316	4,179
Passes Attempted		526	549
Passes Completed		322	375
Percent Completed		61.2	68.3
Had Intercepted		12	9
Times Sacked		53	28
Lost Attempting to Pass		330	196
PUNTS		92	74
Total Yardage of Punts		4,017	3,363
Average Length		43.7	45.4
KICKOFF RETURNS		42	23
Total Yards Returned		993	591
Average Length of Return		23.6	25.7
PENALTIES		113	112
Yards Penalized		823	920
FUMBLES		21	10
Own Fumbles Recovered		16	7
Opponents' Fumbles Recovered		3	5
FIELD GOALS		24	28
Field Goals Attempted		27	37
TOTAL POINTS SCORED		238	387
Touchdowns Scored		24	43
Touchdowns Rushing		7	20
Touchdowns Passing		16	21
Touchdown Returns		1	2
Extra Points		20	35
Field Goals		24	28
Safeties		0	2
AVG. TIME OF POSSESSION		26:20	33:40

SCORING	TDs	Ru	Pa	Int	Fu	KO	Pu	PAT	FG	S	Pts
Dawson, Phil	0	0	0	0	0	0	0	20/21	24/27	0	92
Smith, Torrey	4	0	4	0	0	0	0	0/0	0/0	0	26
Boldin, Anquan	4	0	4	0	0	0	0	0/0	0/0	0	24
Celek, Garrett	3	0	3	0	0	0	0	0/0	0/0	0	18
McDonald, Vance	3	0	3	0	0	0	0	0/0	0/0	0	18
Hyde, Carlos	3	3	0	0	0	0	0	0/0	0/0	0	18
Ward, Jimmie	1	0	0	1	0	0	0	0/0	0/0	0	6
Patton, Quinton	1	0	1	0	0	0	0	0/0	0/0	0	6
Miller, Bruce	1	1	0	0	0	0	0	0/0	0/0	0	6
Draughn, Shaun	1	1	0	0	0	0	0	0/0	0/0	0	6
Simpson, Jerome	1	0	1	0	0	0	0	0/0	0/0	0	6
Gabbert, Blaine	1	1	0	0	0	0	0	0/0	0/0	0	6
Kaepernick, Colin	1	1	0	0	0	0	0	0/0	0/0	0	6
49ERS	24	7	16	1	0	0	0	20/21	24/27	0	238
OPPONENTS	43	20	21	2	0	0	0	35/39	28/37	2	387

2-pt. conversions: Team: 1–2, Opponents: 3–4

Rookie Names in Italics

RUSHING	No	Yds	Avg	Long	TD
Hyde, Carlos	115	470	4.1	22	3
Draughn, Shaun	76	263	3.5	30	1
Kaepernick, Colin	45	256	5.7	15	1
Gabbert, Blaine	32	185	5.8	44t	1
Harris, DuJuan	27	140	5.2	47	0
<i>Davis, Mike</i>	35	58	1.7	13	0
<i>Hayne, Jarryd</i>	17	52	3.1	11	0
Gaskins, Kendall	16	38	2.4	14	0
Bush, Reggie	8	28	3.5	9	0
Cadet, Travaris	7	16	2.3	4	0
Miller, Bruce	6	14	2.3	4	1
Thomas, Pierre	4	12	3.0	4	0
Ellington, Bruce	1	7	7.0	7	0
Patton, Quinton	1	5	5.0	5	0
49ERS	390	1,544	4.0	47	7
OPPONENTS	504	2,020	4.0	71t	20

RECEIVING	No	Yds	Avg	Long	TD
Boldin, Anquan	69	789	11.4	51	4
Smith, Torrey	33	663	20.1	76t	4
Patton, Quinton	30	394	13.1	41	1
McDonald, Vance	30	326	10.9	36	3
Draughn, Shaun	25	175	7.0	26	0
Celek, Garrett	19	186	9.8	33	3
Davis, Vernon	18	194	10.8	43	0
<i>Bell, Blake</i>	15	186	12.4	48	0
Ellington, Bruce	13	153	11.8	44	0
Hyde, Carlos	11	53	4.8	11	0
Miller, Bruce	10	135	13.5	52	0
Harris, DuJuan	9	97	10.8	31	0
Gaskins, Kendall	8	69	8.6	16	0
Cadet, Travaris	7	66	9.4	16	0
<i>Davis, Mike</i>	7	38	5.4	11	0
<i>Hayne, Jarryd</i>	6	27	4.5	7	0
Simpson, Jerome	5	54	10.8	16	1
Bush, Reggie	4	19	4.8	8	0
<i>White, DeAndrew</i>	2	18	9.0	10	0
Leonhardt, Brian	1	4	4.0	4	0
49ERS	322	3,646	11.3	76t	16
OPPONENTS	375	4,375	11.7	66t	21

INTERCEPTIONS	No	Yds	Avg	Long	TD
Acker, Kenneth	3	45	15.0	45	0
Brock, Tramaine	3	26	8.7	26	0
Ward, Jimmie	1	29	29.0	29t	1
<i>Tartt, Jaquiski</i>	1	25	25.0	25	0
Wilhoite, Michael	1	0	0.0	0	0
49ERS	9	125	13.9	45	1
OPPONENTS	12	174	14.5	42	2

KICKOFF RETURNS	No	Yds	Avg	Long	TD
Ellington, Bruce	26	665	25.6	40	0
Patton, Quinton	7	157	22.4	35	0
<i>White, DeAndrew</i>	6	142	23.7	30	0
Thomas, Pierre	1	15	15.0	15	0
Jerod–Eddie, Tony	1	11	11.0	11	0
Miller, Bruce	1	3	3.0	3	0
49ERS	42	993	23.6	40	0
OPPONENTS	23	591	25.7	74	0

PUNT RETURNS	Ret	FC	Yds	Avg	Long	TD
Ellington, Bruce	19	17	137	7.2	36	0
<i>Hayne, Jarryd</i>	8	5	76	9.5	37	0
Bush, Reggie	2	1	9	4.5	9	0
<i>White, DeAndrew</i>	1	0	4	4.0	4	0
49ERS	30	23	226	7.5	37	0
OPPONENTS	44	22	283	6.4	41	0

PUNTING	No	Yds	Avg	Net	TB	I–20	Lg	B
<i>Pinion, Bradley</i>	91	3969	43.6	39.4	5	31	62	0
Dawson, Phil	1	48	48.0	47.0	0	0	48	0
49ERS	92	4,017	43.7	39.5	5	31	62	0
OPPONENTS	74	3,363	45.4	40.5	7	31	68	0

PASSING	Att	Comp	Pct	Yds	LG	TD	Int	QB
Gabbert, Blaine	282	178	63.1	2,031	71t	10	7	86.2
Kaepernick, Colin	244	144	59.0	1,615	76t	6	5	78.5
49ERS	526	322	61.2	3,646	76t	16	12	82.6
OPPONENTS	549	375	68.3	4,375	66t	21	9	98.1



2016 (2-14)

Chip Kelly, Coach

W	28	Los Angeles Rams (70,178), MON /S-12	0
L	27	at Carolina (74,143), S-18	46
L	18	at Seattle (69,010), S-25	37
L	17	Dallas (70,178), O-2	24
L	21	Arizona (70,178), THU /O-6	33
L	16	at Buffalo (70,003), O-16	45
L	17	Tampa Bay (70,178), O-23	34
-	-	BYE, O-30	-
L	23	New Orleans (70,178) N-6	41
L	20	at Arizona (65,127), N-13	23
L	17	New England (70,178), N-20	30
L	24	at Miami (65,856), N-27	31
L	6	at Chicago (59,782), D-4	26
L	17	New York Jets (70,178), D-11 (OT)	23
L	13	at Atlanta (70,164), D-18	41
W	22	at Los Angeles Rams (83,656), SAT /D-24	21
L	23	Seattle (70,178), J-1	25
309			480

TEAM STATISTICS

	49ers	Opp
TOTAL FIRST DOWNS	287	358
Rushing	116	140
Passing	152	187
Penalty	19	31
TOTAL YARDS GAINED	4,930	6,502
By Rushing	2,019	2,654
By Passing	2,911	4,848
TOTAL PLAYS FROM SCRIMMAGE	996	1,102
Rushes	458	548
Average Gain Per Rush	4.4	4.8
NET YARDS PASSING	2,911	4,848
Passes Attempted	491	521
Passes Completed	287	322
Percent Completed	58.5	61.8
Had Intercepted	10	10
Times Sacked	47	33
Lost Attempting to Pass	255	165
PUNTS	100	78
Total Yardage of Punts	4,402	3,429
Average Length	44.0	44.0
KICKOFF RETURNS	38	44
Total Yards Returned	749	869
Average Length of Return	19.7	19.8
PENALTIES	99	93
Yards Penalized	831	795
FUMBLES	29	25
Own Fumbles Recovered	19	10
Opponents' Fumbles Recovered	10	15
FIELD GOALS	18	29
Field Goals Attempted	21	32
TOTAL POINTS SCORED	309	480
Touchdowns Scored	36	56
Touchdowns Rushing	15	25
Touchdowns Passing	21	30
Touchdown Returns	0	1
Extra Points	33	51
Field Goals	18	29
Safeties	1	2
AVG. TIME OF POSSESSION	26:45	33:15

SCORING

	TDs	Ru	Pa	Int	Fu	KO	Pu	PAT	FG	S	Pts
Dawson, Phil	0	0	0	0	0	0	0	33/34	18/21	0	87
Hyde, Carlos	9	6	3	0	0	0	0	0/0	0/0	0	56
Draughn, Shaun	6	4	2	0	0	0	0	0/0	0/0	0	36
McDonald, Vance	4	0	4	0	0	0	0	0/0	0/0	0	24
Celek, Garrett	3	0	3	0	0	0	0	0/0	0/0	0	18
Kerley, Jeremy	3	0	3	0	0	0	0	0/0	0/0	0	18
Smith, Torrey	3	0	3	0	0	0	0	0/0	0/0	0	18
Kaepernick, Colin	2	2	0	0	0	0	0	0/0	0/0	0	14
Gabbert, Blaine	2	2	0	0	0	0	0	0/0	0/0	0	12
Streater, Rod	2	0	2	0	0	0	0	0/0	0/0	0	12
Davis, Mike	1	1	0	0	0	0	0	0/0	0/0	0	6
Harris, DuJuan	1	0	1	0	0	0	0	0/0	0/0	0	6
49ERS	36	15	21	0	0	0	0	33/34	18/21	1	309
OPPONENTS	56	25	30	0	1	0	1	51/54	29/32	2	480

2-pt. conversions: Team: 2-2, Opponents: 1-1

Rookie Names in Italics

RUSHING

	No	Yds	Avg	Long	TD
Hyde, Carlos	217	988	4.6	47	6
Kaepernick, Colin	69	468	6.8	30	2
Draughn, Shaun	74	196	2.6	18	4
Gabbert, Blaine	40	173	4.3	24	2
Harris, DuJuan	38	138	3.6	19	0
Davis, Mike	19	50	2.6	8	1
Mostert, Raheem	1	6	6.0	6	0
49ERS	458	2,019	4.4	47	15
OPPONENTS	548	2,654	4.8	75t	25

RECEIVING

	No	Yds	Avg	Long	TD
Kerley, Jeremy	64	667	10.4	33t	3
Patton, Quinton	37	408	11.0	45	0
Celek, Garrett	29	350	12.1	31	3
Draughn, Shaun	29	263	9.1	29	2
Hyde, Carlos	27	163	6.0	19t	3
McDonald, Vance	24	391	16.3	75t	4
Smith, Torrey	20	267	13.4	53t	3
Streater, Rod	18	191	10.6	25	2
Harper, Chris	13	133	10.2	19	0
Harris, DuJuan	8	115	14.4	47t	1
Burbridge, Aaron	7	88	12.6	24	0
Bell, Blake	4	85	21.3	45	0
Davis, Mike	3	25	8.3	10	0
Hamm, Je'Ron	2	13	6.5	7	0
Smelter, DeAndre	1	23	23.0	23	0
Gabbert, Blaine	1	-16	-16.0	-16	0
49ERS	287	3,166	11.0	75t	21
OPPONENTS	322	4,013	12.5	78t	30

INTERCEPTIONS

	No	Yds	Avg	Long	TD
Hodges, Gerald	2	27	13.5	21	0
Brock, Trmaine	1	39	39.0	39	0
Reid, Eric	1	13	13.0	13	0
Ward, Jimmie	1	8	8.0	8	0
Armstrong, Ray-Ray	1	5	5.0	5	0
Bellore, Nick	1	4	4.0	4	0
Bethea, Antoine	1	0	0.0	0	0
Bowman, NaVorro	1	0	0.0	0	0
Robinson, Rashard	1	0	0.0	0	0
49ERS	10	96	9.6	39	0
OPPONENTS	10	134	13.4	29	0

KICKOFF RETURNS

	No	Yds	Avg	Long	TD
Shepherd, JaCorey	21	456	21.7	41	0
Davis, Chris	6	129	21.5	26	0
Martin, Keshawn	2	37	18.5	20	0
Mostert, Raheem	2	35	17.5	26	0
Kerley, Jeremy	2	32	16.0	20	0
Davis, Mike	2	18	9.0	12	0
Harris, DuJuan	1	18	18.0	18	0
Smith, Torrey	1	13	13.0	13	0
Patton, Quinton	1	11	11.0	11	0
49ERS	38	749	19.7	41	0
OPPONENTS	44	869	19.8	78	0

PUNT RETURNS

	Ret	FC	Yds	Avg	Long	TD
Kerley, Jeremy	21	36	158	7.5	26	0
Johnson, Dontae	1	0	25	25.0	25	0
Burbridge, Aaron	1	0	0	0.0	0	0
Mostert, Raheem	0	0	33	0	33	0
49ERS	23	36	216	9.4	33	0
OPPONENTS	40	41	345	8.6	62	0

PUNTING

	No	Yds	Avg	Net	TB	I-20	Lg	B
Pinion, Bradley	100	4,402	44.0	39.8	4	28	65	0
49ERS	100	4,402	44.0	39.8	4	28	65	0
OPPONENTS	78	3,429	44.0	39.4	7	34	64	0

PASSING

	Att	Comp	Pct	Yds	LG	TD	Int	QB
Kaepernick, Colin	331	196	59.2	2,241	65t	16	4	90.7
Gabbert, Blaine	160	91	56.9	925	75t	5	6	68.4
49ERS	491	287	58.5	3,166	75t	21	10	83.4
OPPONENTS	521	322	61.8	4,013	78t	30	10	96.9



2017 (6-10)

Kyle Shanahan, Coach

L	3	Carolina (70,178), S-10	23
L	9	at Seattle (68,729), S-17	12
L	39	Los Angeles Rams (70,178), THU/S-21	41
L	15	at Arizona (64,121), O-1	(OT) 18
L	23	at Indianapolis (65,612), O-8	(OT) 26
L	24	at Washington (75,568), O-15	26
L	10	Dallas (70,133), O-22	40
L	10	at Philadelphia (69,596), O-29	33
L	10	Arizona (70,133), N-5	20
W	31	New York Giants (70,133), N-12	21
-	-	BYE, N-19	-
L	13	Seattle (70,134), N-26	24
W	15	at Chicago (61,302), D-3	14
W	26	at Houston (71,802), D-10	16
W	25	Tennessee (70,133), D-17	23
W	44	Jacksonville (70,133), D-24	33
W	34	at Los Angeles Rams (66,125), D-31	13

331

383

TEAM STATISTICS

	49ers	Opp
TOTAL FIRST DOWNS	321	343
Rushing	88	108
Passing	206	198
Penalty	27	37
TOTAL YARDS GAINED	5,587	5,625
By Rushing	1,662	1,861
By Passing	3,925	3,764
TOTAL PLAYS FROM SCRIMMAGE	1,058	1,065
Rushes	408	491
Average Gain Per Rush	4.1	3.8
NET YARDS PASSING	3,925	3,764
Passes Attempted	607	544
Passes Completed	362	344
Percent Completed	59.6	63.2
Had Intercepted	15	10
Times Sacked	43	30
Lost Attempting to Pass	310	179
PUNTS	75	74
Total Yardage of Punts	3,255	3,462
Average Length	43.4	46.8
KICKOFF RETURNS	31	15
Total Yards Returned	570	302
Average Length of Return	18.4	20.1
PENALTIES	123	97
Yards Penalized	988	791
FUMBLES	14	25
Own Fumbles Recovered	6	15
Opponents' Fumbles Recovered	10	8
FIELD GOALS	39	31
Field Goals Attempted	41	35
TOTAL POINTS SCORED	331	383
Touchdowns Scored	31	42
Touchdowns Rushing	15	13
Touchdowns Passing	15	27
Touchdown Returns	1	2
Extra Points	28	30
Field Goals	39	31
Safeties	0	0
AVG. TIME OF POSSESSION	28:44	31:16

SCORING

	TDs	Ru	Pa	Int	Fu	KO	Pu	PAT	FG	S	Pts
Gould, Robbie	0	0	0	0	0	0	0	28/30	39/41	0	145
Hyde, Carlos	8	8	0	0	0	0	0	0/0	0/0	0	48
Celek, Garrett	4	0	4	0	0	0	0	0/0	0/0	0	24
Breida, Matt	3	2	1	0	0	0	0	0/0	0/0	0	18
Beathard, C.J.	3	3	0	0	0	0	0	0/0	0/0	0	18
Goodwin, Marquise	2	0	2	0	0	0	0	0/0	0/0	0	12
Kittle, George	2	0	2	0	0	0	0	0/0	0/0	0	12
Taylor, Trent	2	0	2	0	0	0	0	0/0	0/0	0	12
Robinson, Aldrick	2	0	2	0	0	0	0	0/0	0/0	0	12
Johnson, Dontae	1	0	0	1	0	0	0	0/0	0/0	0	6
Garoppolo, Jimmy	1	1	0	0	0	0	0	0/0	0/0	0	6
Juszczyk, Kyle	1	0	1	0	0	0	0	0/0	0/0	0	6
Hoyer, Brian	1	1	0	0	0	0	0	0/0	0/0	0	6
Murphy, Louis	1	0	1	0	0	0	0	0/0	0/0	0	6
49ERS	31	15	15	1	0	0	0	28/30	39/41	0	331
OPPONENTS	42	13	27	1	0	0	1	30/37	31/35	0	383

2-pt. conversions: Team: 0-1, Opponents: 3-4

Rookie Names in Italics

RUSHING

	No	Yds	Avg	Long	TD
Hyde, Carlos	240	938	3.9	61	8
Breida, Matt	105	465	4.4	33t	2
Beathard, C.J.	26	136	5.2	16	3
Goodwin, Marquise	4	44	11.0	18	0
Juszczyk, Kyle	7	31	4.4	12	0
Mostert, Raheem	6	30	5.0	16	0
Garoppolo, Jimmy	15	11	0.7	8	1
Hoyer, Brian	5	7	1.4	9t	1
49ERS	408	1,662	4.1	61	15
OPPONENTS	491	1,861	3.8	45	13

RECEIVING

	No	Yds	Avg	Long	TD
Hyde, Carlos	59	350	5.9	18	0
Goodwin, Marquise	56	962	17.2	83t	2
Kittle, George	43	515	12.0	44	2
Taylor, Trent	43	430	10.0	33	2
Garçon, Pierre	40	500	12.5	59	0
Juszczyk, Kyle	33	315	9.5	44	1
Celek, Garrett	21	336	16.0	61	4
Breida, Matt	21	180	8.6	32	1
Robinson, Aldrick	19	260	13.7	45t	2
Bourne, Kendrick	16	257	16.1	54	0
Murphy, Louis	8	121	15.1	40	1
Hikutini, Cole	2	15	7.5	10	0
Garoppolo, Jimmy	1	-6	-6.0	-6	0
49ERS	362	4,235	11.7	83t	15
OPPONENTS	344	3,943	11.5	72t	27

INTERCEPTIONS

	No	Yds	Avg	Long	TD
Witherspoon, Ahkello	2	42	21.0	23	0
Armstrong, Ray-Ray	2	29	14.5	29	0
Reid, Eric	2	0	0.0	0	0
Johnson, Dontae	1	50	50.0	50t	1
Tartt, Jaquiski	1	37	37.0	37	0
Williams, K'Waun	1	27	27.0	27	0
Robinson, Rashard	1	0	0.0	0	0
49ERS	10	185	18.5	50t	1
OPPONENTS	15	163	10.9	38	1

KICKOFF RETURNS

	No	Yds	Avg	Long	TD
Bolden Jr., Victor	19	396	20.8	34	0
Breida, Matt	5	83	16.6	28	0
Mostert, Raheem	5	83	16.6	21	0
Taylor, Trent	1	8	8.0	8	0
Blair III, Ronald	1	0	0.0	0	0
49ERS	31	570	18.4	34	0
OPPONENTS	15	302	20.1	28	0

PUNT RETURNS

	Ret	FC	Yds	Avg	Long	TD
Taylor, Trent	30	16	281	9.4	39	0
Bolden Jr., Victor	4	1	23	5.8	16	0
49ERS	34	17	304	8.9	39	0
OPPONENTS	33	23	138	4.2	61t	1

PUNTING

	No	Yds	Avg	Net	TB	I-20	Lg	B
Pinion, Bradley	75	3255	43.4	41.3	1	31	59	0
49ERS	75	3255	43.4	41.3	1	31	59	0
OPPONENTS	74	3462	46.8	40.8	7	27	74	0

PASSING

	Att	Comp	Pct	Yds	LG	TD	Int	QB
Garoppolo, Jimmy	178	120	67.4	1,560	61	7	5	96.2
Beathard, C.J.	224	123	54.9	1,430	83t	4	6	69.2
Hoyer, Brian	205	119	58.0	1,245	59	4	4	74.1
49ERS	607	362	59.6	4,235	83t	15	15	78.8
OPPONENTS	544	344	63.2	3,943	72t	27	10	93.9



2018 (4-12)

Kyle Shanahan, Coach

L	16	at Minnesota (66,673), S-9	24
W	30	Detroit (70,164), S-16	27
L	27	at Kansas City (76,023), S-23	38
L	27	at Los Angeles Chargers (25,397), S-30	29
L	18	Arizona (68,337), O-7	28
L	30	at Green Bay (77,642), MON O-15	33
L	10	Los Angeles Rams (66,597), O-21	39
L	15	at Arizona (61,923), O-28	18
W	34	Oakland (69,592), THU N-1	3
L	23	New York Giants (69,409), MON N-12	27
-	-	BYE, N-19	-
L	9	at Tampa Bay (50,436), N-25	27
L	16	at Seattle (69,009), D-2	43
W	20	Denver (69,449), D-9	14
W	26	Seattle (68,836), D-16	(OT) 23
L	9	Chicago (70,806), D-23	14
L	32	at Los Angeles Rams (72,161), D-30	48
342			435

TEAM STATISTICS		49ers	Opp
TOTAL FIRST DOWNS		344	337
Rushing		98	104
Passing		201	195
Penalty		45	38
TOTAL YARDS GAINED		5,769	5,546
By Rushing		1,902	1,814
By Passing		3,867	3,732
TOTAL PLAYS FROM SCRIMMAGE		1,003	1,023
Rushes		423	444
Average Gain Per Rush		4.5	4.1
NET YARDS PASSING		3,867	3,732
Passes Attempted		532	542
Passes Completed		331	344
Percent Completed		62.2	63.5
Had Intercepted		20	2
Times Sacked		48	37
Lost Attempting to Pass		380	227
PUNTS		69	78
Total Yardage of Punts		2,973	3,379
Average Length		43.1	43.3
KICKOFF RETURNS		36	27
Total Yards Returned		944	662
Average Length of Return		26.2	24.5
PENALTIES		112	117
Yards Penalized		982	1,011
FUMBLES		31	21
Own Fumbles Recovered		19	16
Opponents' Fumbles Recovered		5	12
FIELD GOALS		33	24
Field Goals Attempted		34	27
TOTAL POINTS SCORED		342	435
Touchdowns Scored		35	52
Touchdowns Rushing		7	13
Touchdowns Passing		26	35
Touchdown Returns		2	4
Extra Points		27	45
Field Goals		33	24
Safeties		1	1
AVG. TIME OF POSSESSION		29:42	30:18

SCORING	TDs	Ru	Pa	Int	Fu	KO	Pu	PAT	FG	S	Pts
Gould, Robbie	0	0	0	0	0	0	0	27/29	33/34	0	126
Kittle, George	5	0	5	0	0	0	0	0/0	0/0	0	32
Breida, Matt	5	3	2	0	0	0	0	0/0	0/0	0	30
Pettis, Dante	5	0	5	0	0	0	0	0/0	0/0	0	30
Bourne, Kendrick	4	0	4	0	0	0	0	0/0	0/0	0	24
Goodwin, Marquise	4	0	4	0	0	0	0	0/0	0/0	0	24
Celek, Garrett	2	0	2	0	0	0	0	0/0	0/0	0	12
Morris, Alfred	2	2	0	0	0	0	0	0/0	0/0	0	12
James Jr., Richie	2	0	1	0	0	1	0	0/0	0/0	0	12
Taylor, Trent	1	0	1	0	0	0	0	0/0	0/0	0	8
Exum Jr., Antone	1	0	0	1	0	0	0	0/0	0/0	0	6
Mostert, Raheem	1	1	1	0	0	0	0	0/0	0/0	0	6
Juszczyk, Kyle	1	0	1	0	0	0	0	0/0	0/0	0	6
Garçon, Pierre	1	0	1	0	0	0	0	0/0	0/0	0	6
Beathard, C.J.	1	1	0	0	0	0	0	0/0	0/0	0	6
49ERS	35	7	26	1	0	1	0	27/29	33/34	1	342
OPPONENTS	52	13	35	3	1	0	0	45/50	24/27	1	435

2-pt. conversions: Team: 2-6, Opponents: 2-2

Rookie Names in Italics

RUSHING	No	Yds	Avg	Long	TD
Breida, Matt	153	814	5.3	66t	3
Morris, Alfred	111	428	3.9	51	2
Wilson Jr., Jeff	66	266	4.0	18	0
Mostert, Raheem	34	261	7.7	52t	1
Beathard, C.J.	19	69	3.6	13	1
Garoppolo, Jimmy	8	33	4.1	13	0
Juszczyk, Kyle	8	30	3.8	12	0
Kittle, George	1	10	10.0	10	0
Goodwin, Marquise	4	9	2.3	5	0
Pinion, Bradley	0	0	0	0	0
Pettis, Dante	1	-2	-2.0	-2	0
Mullens, Nick	18	-16	-0.9	2	0
49ERS	423	1,902	4.5	66t	7
OPPONENTS	444	1,814	4.1	34	13

RECEIVING	No	Yds	Avg	Long	TD
Kittle, George	88	1,377	15.6	85t	5
Bourne, Kendrick	42	487	11.6	33	4
Juszczyk, Kyle	30	324	10.8	56	1
Pettis, Dante	27	467	17.3	75t	5
Breida, Matt	27	261	9.7	26	2
Taylor, Trent	26	215	8.3	23	1
Garçon, Pierre	24	286	11.9	25	1
Goodwin, Marquise	23	395	17.2	67t	4
Wilson Jr., Jeff	12	98	8.2	24	0
James Jr., Richie	9	130	14.4	53	1
Morris, Alfred	8	73	9.1	16	0
Mostert, Raheem	6	25	4.2	23	0
Celek, Garrett	5	90	18.0	41t	2
Dwelle, Ross	2	14	7.0	8	0
Bolden Jr., Victor	1	10	10.0	10	0
Staley, Joe	1	-5	-5.0	-5	0
49ERS	331	4,247	12.8	85t	26
OPPONENTS	344	3,959	11.5	75t	35

INTERCEPTIONS	No	Yds	Avg	Long	TD
Exum Jr., Antone	1	32	32.0	32t	1
Tartt, Jaquiski	1	23	23.0	23	0
49ERS	2	55	27.5	32t	1
OPPONENTS	20	336	16.8	98t	3

KICKOFF RETURNS	No	Yds	Avg	Long	TD
James Jr., Richie	23	580	25.2	97t	1
Reed Jr., D.J.	11	332	30.2	90	0
Dayes, Matthew	1	17	17.0	17	0
Taylor, Trent	1	15	15.0	15	0
49ERS	36	944	26.2	97t	1
OPPONENTS	27	662	24.5	84	0

PUNT RETURNS	Ret	FC	Yds	Avg	Long	TD
James Jr., Richie	12	10	75	6.3	23	0
Taylor, Trent	10	6	78	7.8	18	0
Pettis, Dante	9	2	27	3.0	14	0
49ERS	31	18	180	5.8	23	0
OPPONENTS	25	28	195	7.8	56	0

PUNTING	No	Yds	Avg	Net	TB	I-20	Lg	B
Pinion, Bradley	68	2,973	43.7	39.1	4	22	64	1
49ERS	69	2,973	43.1	39.1	4	22	64	1
OPPONENTS	78	3,379	43.3	39.7	5	35	65	0

PASSING	Att	Comp	Pct	Yds	LG	TD	Int	QB
Mullens, Nick	274	176	64.2	2,277	85t	13	10	90.9
Beathard, C.J.	169	102	60.4	1,252	82t	8	7	81.8
Garoppolo, Jimmy	89	53	59.6	718	56	5	3	90.0
49ERS	532	331	62.2	4,247	85t	26	20	87.8
OPPONENTS	542	344	63.5	3,959	75t	35	2	105.4



2019 (13-3/15-4)
NFC West Champions – NFC Champions
Kyle Shanahan, Coach

W	31	at Tampa Bay (55,976), S–8	17
W	41	at Cincinnati (50,666), S–15	17
W	24	Pittsburgh (69,439), S–22	20
–	–	BYE, S–29	–
W	31	Cleveland (70,585), MON O–7	3
W	20	at Los Angeles Rams (75,695), O–13	7
W	9	at Washington (61,459), O–20	0
W	51	Carolina (69,083), O–27	13
W	28	at Arizona (60,986), THU O–31	25
L	24	Seattle (71,404), MON N–11	(OT) 27
W	36	Arizona (69,419), N–17	26
W	37	Green Bay (71,500), SUN N–24	8
L	17	at Baltimore (71,029), D–1	20
W	48	at New Orleans (73,038), D–8	46
L	22	Atlanta (70,910), D–15	29
W	34	Los Angeles Rams (70,103), SAT D–21	31
W	26	at Seattle (69,162), D–29	21

479 **310**

NFC DIVISIONAL ROUND - JAN. 11

(at San Francisco – Levi's Stadium)

W 27 Minnesota (71,649)–**SAT** 10

NFC CHAMPIONSHIP - JAN. 19

(at San Francisco – Levi's Stadium)

W 37 Green Bay (72,211) 20

SUPER BOWL LIV - FEB. 2

(at Miami Gardens – Hard Rock Stadium)
 L 20 at Kansas City (62,417) 31

TEAM STATISTICS		49ers	Opp
TOTAL FIRST DOWNS		336	285
Rushing		110	105
Passing		195	150
Penalty		31	30
TOTAL YARDS GAINED		6,097	4,509
By Rushing		2,305	1,802
By Passing		3,792	2,707
TOTAL PLAYS FROM SCRIMMAGE		1,012	968
Rushes		498	401
Average Gain Per Rush		4.6	4.5
NET YARDS PASSING		3,792	2,707
Passes Attempted		478	519
Passes Completed		331	318
Percent Completed		69.2	61.3
Had Intercepted		13	12
Times Sacked		36	48
Lost Attempting to Pass		237	367
PUNTS		52	75
Total Yardage of Punts		2,333	3,555
Average Length		44.9	47.4
KICKOFF RETURNS		20	48
Total Yards Returned		409	1,046
Average Length of Return		20.5	21.8
PENALTIES		105	116
Yards Penalized		939	957
FUMBLES		19	28
Own Fumbles Recovered		9	13
Opponents' Fumbles Recovered		15	10
FIELD GOALS		30	17
Field Goals Attempted		39	20
TOTAL POINTS SCORED		479	310
Touchdowns Scored		56	37
Touchdowns Rushing		23	11
Touchdowns Passing		28	23
Touchdown Returns		5	3
Extra Points		49	29
Field Goals		30	17
Safeties		0	1
AVG. TIME OF POSSESSION		31:18	28:42

SCORING		TDs	Ru	Pa	Int	Fu	KO	Pu	PAT	FG	S	Pts
Gould, Robbie		0	0	0	0	0	0	0	41/42	23/31	0	110
Mostert, Raheem		10	8	2	0	0	0	0	0/0	0/0	0	60
Coleman, Tevin		7	6	1	0	0	0	0	0/0	0/0	0	42
Samuel, Deebo		6	3	3	0	0	0	0	0/0	0/0	0	38
Bourne, Kendrick		5	0	5	0	0	0	0	0/0	0/0	0	32
Wilson Jr., Jeff		5	4	1	0	0	0	0	0/0	0/0	0	30
Kittle, George		5	0	5	0	0	0	0	0/0	0/0	0	30
McLaughlin, Chase		0	0	0	0	0	0	0	8/8	7/8	0	29

Rookie Names in Italics

(continued)

SCORING		TDs	Ru	Pa	Int	Fu	KO	Pu	PAT	FG	S	Pts
Sanders, Emmanuel		3	0	3	0	0	0	0	0/0	0/0	0	18
Breida, Matt		2	1	1	0	0	0	0	0/0	0/0	0	12
Pettis, Dante		2	0	2	0	0	0	0	0/0	0/0	0	12
Dwelle, Ross		2	0	2	0	0	0	0	0/0	0/0	0	12
James Jr., Richie		1	0	1	0	0	0	0	0/0	0/0	0	6
Reed Jr., D.J.		1	0	0	0	1	0	0	0/0	0/0	0	6
Warner, Fred		1	0	0	1	0	0	0	0/0	0/0	0	6
Witherspoon, Ahkello		1	0	0	1	0	0	0	0/0	0/0	0	6
Buckner, DeForest		1	0	0	0	1	0	0	0/0	0/0	0	6
Sherman, Richard		1	0	0	1	0	0	0	0/0	0/0	0	6
Juszczyk, Kyle		1	0	1	0	0	0	0	0/0	0/0	0	6
Goodwin, Marquise		1	0	1	0	0	0	0	0/0	0/0	0	6
Garoppolo, Jimmy		1	1	0	0	0	0	0	0/0	0/0	0	6

49ERS 56 23 28 3 2 0 0 49/50 30/39 0 479

OPPONENTS 37 11 23 1 2 0 0 29/30 17/20 1 310

2-pt conversions: Team: 2–5, Opponents: 3–6

RUSHING		No	Yds	Avg	Long	TD
Mostert, Raheem		137	772	5.6	41t	8
Breida, Matt		123	623	5.1	83t	1
Coleman, Tevin		137	544	4.0	48t	6
Samuel, Deebo		14	159	11.4	31	3
Wilson Jr., Jeff		27	105	3.9	25	4
Garoppolo, Jimmy		46	62	1.3	11	1
Kittle, George		5	22	4.4	18	0
Goodwin, Marquise		1	15	15.0	15	0
Juszczyk, Kyle		3	7	2.3	6	0
James Jr., Richie		2	–1	–0.5	0	0
Mullens, Nick		3	–3	–1.0	–1	0

49ERS 498 2,305 4.6 83t 23

OPPONENTS 401 1,802 4.5 40t 11

RECEIVING		No	Yds	Avg	Long	TD
Kittle, George		85	1,053	12.4	61t	5
Samuel, Deebo		57	802	14.1	42t	3
Sanders, Emmanuel		36	502	13.9	75t	3
Bourne, Kendrick		30	358	11.9	30	5
Coleman, Tevin		21	180	8.6	37	1
Juszczyk, Kyle		20	239	12.0	49	1
Breida, Matt		19	120	6.3	17	1
Dwelle, Ross		15	91	6.1	25	2
Mostert, Raheem		14	180	12.9	39t	2
Goodwin, Marquise		12	186	15.5	38t	1
Pettis, Dante		11	109	9.9	21t	2
James Jr., Richie		6	165	27.5	57	1
Wilson Jr., Jeff		3	34	11.3	25t	1
Toilolo, Levine		2	10	5.0	8	0

49ERS 331 4,029 12.2 75t 28

OPPONENTS 318 3,074 9.7 88t 23

INTERCEPTIONS		No	Yds	Avg	Long	TD
Sherman, Richard		3	65	21.7	31t	1
Williams, K'Waun		2	53	26.5	49	0
Greenlaw, Dre		1	47	47.0	47	0
Bosa, Nick		1	46	46.0	46	0
Warner, Fred		1	46	46.0	46t	1
Witherspoon, Ahkello		1	25	25.0	25t	1
Moseley, Emmanuel		1	3	3.0	3	0
Nzeocha, Mark		1	1	1.0	1	0
Alexander, Kwon		1	0	0.0	0	0

49ERS 12 286 23.8 49 3

OPPONENTS 13 215 16.5 48 1

KICKOFF RETURNS		No	Yds	Avg	Long	TD
James Jr., Richie		20	428	21.4	81	0
Mostert, Raheem		0	–19	0.0	–19	0

49ERS 20 409 20.5 81 0

OPPONENTS 48 1,046 21.8 51 0

PUNT RETURNS		Ret	FC	Yds	Avg	Long	TD
James Jr., Richie		33	11	264	8.0	32	0

49ERS 33 11 264 8.0 32 0

OPPONENTS 23 13 131 5.7 25 0

PUNTING		No	Yds	Avg	Net	TB	I–20	Lg	B
Wishnowsky, Mitch		52	2,333	44.9	41.6	2	23	65	0

49ERS 52 2,333 44.9 41.6 2 23 65 0

OPPONENTS 75 3,555 47.4 42.3 6 20 71 0

PASSING		Att	Comp	Pct	Yds	LG	TD	Int	QB
Garoppolo, Jimmy		476	329	69.1	3,978	75t	27	13	102.0
Sanders, Emmanuel		1	1	100.0	35	35t	1	0	158.3
Pettis, Dante		1	1	100.0	16	16	0	0	118.8

49ERS 478 331 69.2 4,029 75t 28 13 103.1

OPPONENTS 567 318 61.3 3,074 88t 23 12 83.0



49ERS RECORD VS. OPPONENTS

(NATIONAL FOOTBALL LEAGUE - 1950-PRESENT)



ARIZONA CARDINALS

Overall: 31–26

Home: 18–12

Away: 13–14

Date	Win	Score	Location	Date	Win	Score	Location	Date	Win	Score	Location
11/18/51	Cardinals	27–21	SF*	9/27/99	49ers	24–10	AZ	1/2/11	49ers	38–7	SF
9/29/57	Cardinals	20–10	SF*	10/1/00	49ers	27–20	SF	11/20/11	49ers	23–7	SF
11/25/62	49ers	24–17	SL	10/27/02	49ers	38–28	SF	12/11/11	Cardinals	21–19	AZ
9/27/64	Cardinals	23–13	SF	12/21/02	49ers	17–14	AZ	10/29/12	49ers	24–3	AZ
9/22/68	49ers	35–17	SF	10/26/03	Cardinals	16–13 (OT)	AZ	12/30/12	49ers	27–13	SF
10/24/71	49ers	26–14	SL	12/7/03	49ers	50–14	SF	10/13/13	49ers	32–20	SF
10/6/74	Cardinals	34–9	SF	10/10/04	49ers	31–28 (OT)	SF	12/29/13	49ers	23–20	AZ
10/31/76	Cardinals	23–20 (OT)	SL	12/12/04	49ers	31–28 (OT)	AZ	9/21/14	Cardinals	23–14	AZ
11/12/78	Cardinals	16–10	SF	10/2/05	Cardinals	31–14	MC	12/28/14	49ers	20–17	SF
12/2/79	Cardinals	13–10	SL	12/4/05	Cardinals	17–10	SF	9/27/15	Cardinals	47–7	AZ
9/14/80	49ers	24–21 (OT)	SF	9/10/06	Cardinals	34–27	AZ	11/29/15	Cardinals	19–13	SF
11/21/82	49ers	31–20	SL	12/24/06	Cardinals	26–20	SF	10/6/16	Cardinals	33–21	SF
9/18/83	49ers	42–27	SL	9/10/07	49ers	20–17	SF	11/13/16	Cardinals	23–20	AZ
11/9/86	49ers	43–17	SF	11/25/07	49ers	37–31 (OT)	AZ	10/1/17	Cardinals	18–15 (OT)	AZ
10/18/87	49ers	34–28	SF	9/7/08	Cardinals	23–13	SF	11/5/17	Cardinals	20–10	SF
11/6/88	Cardinals	24–23	P	11/10/08	Cardinals	29–24	AZ	10/7/18	Cardinals	28–18	SF
11/17/91	49ers	14–10	SF	9/13/09	49ers	20–16	AZ	10/28/18	Cardinals	18–15	AZ
11/1/92	Cardinals	24–14	P	12/14/09	49ers	24–9	SF	10/31/19	49ers	28–25	AZ
10/24/93	49ers	28–14	SF	11/29/10	49ers	27–6	AZ	11/17/19	49ers	36–26	SF

*Chicago Cardinals (SL) – St. Louis (P) – Phoenix (AZ) – Arizona (MC) – Mexico City

Record: At Levi's Stadium: (2–4)

State Farm Stadium: (6–8)

Points: At Levi's Stadium: (118–143)

State Farm Stadium: (300–314)



ATLANTA FALCONS

Overall: 47–32–1

Home: 28–12

Away: 19–20–1

Date	Win	Score	Location	Date	Win	Score	Location	Date	Win	Score	Location
10/16/66	49ers	44–7	A	9/28/80	Falcons	20–17	SF	10/16/94	49ers	42–3	A
9/24/67	49ers	38–7	SF	12/14/80	Falcons	35–10	A	12/4/94	49ers	50–14	SF
12/10/67	49ers	34–28	A	9/20/81	Falcons	34–17	A	9/10/95	49ers	41–10	SF
9/29/68	49ers	28–13	SF	11/8/81	49ers	17–14	SF	12/24/95	Falcons	28–27	A
12/15/68	49ers	14–12	A	12/19/82	Falcons	17–7	SF	9/29/96	49ers	39–17	SF
9/21/69	Falcons	24–12	A	9/25/83	49ers	24–20	SF	12/2/96	49ers	34–10	A
10/19/69	Falcons	21–7	SF	11/20/83	Falcons	28–24	A	9/21/97	49ers	34–7	SF
10/4/70	Falcons	21–0	A	9/30/84	49ers	14–5	SF	10/19/97	49ers	35–28	A
12/06/70	49ers	24–20	SF	12/2/84	49ers	35–17	A	9/27/98	49ers	31–20	SF
9/19/71	Falcons	20–17	A	9/15/85	49ers	35–16	SF	11/15/98	Falcons	31–19	A
12/12/71	49ers	24–3	SF	10/6/85	49ers	38–17	A	1/9/99 (d)	Falcons	20–18	A
10/29/72	49ers	49–14	A	10/19/86	Tie	10–10 (OT)	A	12/12/99	49ers	26–7	SF
12/10/72	49ers	20–0	SF	11/23/86	49ers	20–0	SF	1/3/00	Falcons	34–29	A
10/7/73	49ers	13–9	A	10/11/87	49ers	25–17	A	9/3/00	Falcons	36–28	A
10/28/73	Falcons	17–3	SF	12/20/87	49ers	35–7	SF	11/19/00	49ers	16–6	SF
9/22/74	49ers	16–10	A	9/18/88	Falcons	34–17	SF	9/9/01	49ers	16–13 (OT)	SF
11/24/74	49ers	27–0	SF	12/4/88	49ers	13–3	A	10/14/01	49ers	37–31 (OT)	A
10/12/75	Falcons	17–3	SF	11/12/89	49ers	45–3	SF	9/12/04	Falcons	21–19	SF
12/14/75	Falcons	31–9	A	12/3/89	49ers	23–10	A	11/4/07	Falcons	20–16	A
10/23/76	49ers	15–0	SF	9/23/90	49ers	19–13	SF	10/11/09	Falcons	45–10	SF
11/14/76	Falcons	21–16	A	10/14/90	49ers	45–35	A	10/3/10	Falcons	16–14	A
10/9/77	Falcons	7–0	SF	10/13/91	Falcons	39–34	SF	1/20/13 (c)	49ers	28–24	A
11/6/77	49ers	10–3	A	11/3/91	Falcons	17–14	A	12/23/13	49ers	34–24	SF
10/22/78	Falcons	20–17	SF	10/18/92	49ers	56–17	SF	11/8/15	49ers	17–16	SF
11/5/78	Falcons	21–10	A	11/9/92	49ers	41–3	A	12/18/16	Falcons	41–13	A
10/21/79	49ers	20–15	SF	9/19/93	49ers	37–30	SF	12/15/19	Falcons	29–22	SF
12/16/79	Falcons	31–21	A	12/11/93	Falcons	27–24	A				

(d) – NFC Divisional Playoff

(c) – NFC Championship Game

Record: At Levi's Stadium: (1–1)

Mercedes-Benz Stadium: (0–0)

Points: At Levi's Stadium: (39–45)

Mercedes-Benz Stadium: (0–0)

**BALTIMORE RAVENS****Overall: 2–5****Home: 2–1****Away: 0–3****Neutral: 0–1**

Date	Win	Score	Location	Date	Win	Score	Location	Date	Win	Score	Location
11/17/96	49ers	38–20	SF	11/24/11	Ravens	16–6	B	12/1/19	Ravens	20–17	B
11/30/03	Ravens	44–6	B	2/3/13 (s)	Ravens	34–31	NO				
10/7/07	Ravens	9–7	SF	10/18/15	49ers	25–20	SF				

(s) – Super Bowl XLVII

(NO) – Mercedes-Benz Superdome (New Orleans, LA)

Record: At Levi's Stadium: (1–0)**M&T Bank Stadium:** (0–3)**Points:** At Levi's Stadium: (25–20)**M&T Bank Stadium:** (29–80)**BUFFALO BILLS****Overall: 6–6****Home: 4–3****Away: 2–3**

Date	Win	Score	Location	Date	Win	Score	Location	Date	Win	Score	Location
9/24/72	Bills	27–20	B	9/13/92	Bills	34–31	SF	12/26/04	Bills	41–7	SF
12/21/80	Bills	18–13	SF	12/3/95	49ers	27–17	SF	11/30/08	49ers	10–3	B
12/11/83	49ers	23–10	B	10/4/98	Bills	26–21	B	10/7/12	49ers	45–3	SF
12/17/89	49ers	21–10	SF	12/2/01	49ers	35–0	SF	10/16/16	Bills	45–16	B

Record: At Levi's Stadium: (0–0)**New Era Field:** (2–2)**Points:** At Levi's Stadium: (0–0)**New Era Field:** (70–84)**CAROLINA PANTHERS****Overall: 9–13****Home: 4–7****Away: 5–6**

Date	Win	Score	Location	Date	Win	Score	Location	Date	Win	Score	Location
11/5/95	Panthers	13–7	SF	10/17/99	Panthers	31–29	SF	10/24/10	Panthers	23–20	C
12/10/95	49ers	31–10	C*	12/18/99	Panthers	41–24	C	11/10/13	Panthers	10–9	SF
9/22/96	Panthers	23–7	C	9/10/00	Panthers	38–22	SF	1/12/14 (d)	49ers	23–10	C
12/8/96	Panthers	30–24	SF	10/22/00	Panthers	34–16	C	9/18/16	Panthers	46–27	C
9/29/97	49ers	34–21	C	10/7/01	49ers	24–14	SF	9/10/17	Panthers	23–3	SF
11/16/97	49ers	27–19	SF	11/18/01	49ers	25–22 (OT)	C	10/27/19	49ers	51–13	SF
11/8/98	49ers	25–23	SF	11/14/04	Panthers	37–27	SF				
12/6/98	49ers	31–28 (OT)	C	12/2/07	Panthers	31–14	C				

* Clemson, SC

(d) – NFC Divisional Playoff

Record: At Levi's Stadium: (1–1)**Bank of America Stadium:** (4–6)**Points:** At Levi's Stadium: (54–36)**Bank of America Stadium:** (221–279)**CHICAGO BEARS****Overall: 34–32–1****Home: 22–14****Away: 12–18–1**

Date	Win	Score	Location	Date	Win	Score	Location	Date	Win	Score	Location
9/24/50	Bears	32–20	SF	9/16/62	Bears	30–14	SF	1/6/85 (c)	49ers	23–0	SF
11/19/50	Bears	17–0	C	10/14/62	49ers	34–27	C	10/13/85	Bears	26–10	SF
10/21/51	Bears	13–7	C	10/20/63	49ers	20–14	SF	12/14/87	49ers	41–0	SF
10/19/52	49ers	40–16	C	12/8/63	Bears	27–7	C	10/24/88	Bears	10–9	C
11/2/52	Bears	20–17	SF	10/4/64	49ers	31–21	SF	1/8/89 (c)	49ers	28–3	C
10/18/53	49ers	35–28	C	11/22/64	Bears	23–21	C	12/24/89	49ers	26–0	SF
11/1/53	49ers	24–14	SF	9/19/65	49ers	52–24	SF	12/23/91	49ers	52–14	SF
10/17/54	49ers	31–24	C	12/12/65	Bears	61–20	C	1/7/95 (d)	49ers	44–15	SF
10/31/54	Bears	31–27	SF	11/13/66	Tie	30–30	C	12/17/00	49ers	17–0	SF
10/9/55	49ers	20–19	C	12/11/66	49ers	41–14	SF	10/28/01	Bears	37–31 (OT)	C
10/23/55	Bears	34–23	SF	12/3/67	Bears	28–14	SF	9/7/03	49ers	49–7	SF
10/14/56	Bears	31–7	C	11/10/68	Bears	27–19	C	10/31/04	Bears	23–13	C
10/28/56	Bears	38–21	SF	12/6/69	49ers	42–21	SF	11/13/05	Bears	17–9	C
10/13/57	49ers	21–17	C	11/8/70	49ers	37–16	C	10/29/06	Bears	41–10	C
10/27/57	49ers	21–17	SF	10/17/71	49ers	13–0	SF	11/12/09	49ers	10–6	SF
10/12/58	Bears	28–6	C	11/19/72	49ers	34–21	C	11/19/12	49ers	32–7	SF
10/26/58	Bears	27–14	SF	11/17/74	49ers	34–0	C	9/14/14	Bears	28–20	SF
10/25/59	49ers	20–17	SF	11/16/75	49ers	31–3	SF	12/6/15	49ers	26–20 (OT)	C
11/15/59	Bears	14–3	C	9/19/76	Bears	19–12	SF	12/4/16	Bears	26–6	C
10/16/60	Bears	27–10	C	9/10/78	Bears	16–13	SF	12/3/17	49ers	15–14	C
10/30/60	49ers	25–7	SF	10/28/79	Bears	28–27	SF	12/23/18	Bears	14–9	SF
10/22/61	Bears	31–0	C	9/13/81	49ers	28–17	SF				
11/19/61	49ers	41–31	SF	11/27/83	Bears	13–3	C				

(c) – NFC Championship

(d) – NFC Divisional Playoff

Record: At Levi's Stadium: (0–2)**Soldier Field:** (5–7)**Points:** At Levi's Stadium: (29–42)**Soldier Field:** (218–225)

**CINCINNATI BENGALS****Overall: 12–4****Home: 5–2****Away: 5–2****Neutral: 2–0**

Date	Win	Score	Location	Date	Win	Score	Location	Date	Win	Score	Location
9/29/74	Bengals	21–3	SF	1/22/89	49ers (s)	20–16	M	12/15/07	49ers	20–13	SF
10/1/78	49ers	28–12	SF	12/9/90	49ers	20–17 (OT)	C	9/25/11	49ers	13–8	C
12/6/81	49ers	21–3	C	12/5/93	49ers	21–8	SF	12/20/15	Bengals	24–14	SF
1/24/82	49ers (s)	26–21	D	10/20/96	49ers	28–21	SF	9/15/19	49ers	41–17	C
11/4/84	49ers	23–17	SF	12/5/99	Bengals	44–30	C				
9/20/87	49ers	27–26	C	12/14/03	Bengals	41–38	C				

(s) – Super Bowl XVI & XXIII

(D) – Pontiac Silverdome (Pontiac, MI)

(M) – Joe Robbie Stadium (Miami Gardens, FL)

Record: At Levi's Stadium: (0–1)**Paul Brown Stadium:** (2–1)**Points:** At Levi's Stadium: (14–24)**Paul Brown Stadium:** (92–66)**CLEVELAND BROWNS****Overall: 8–12****Home: 6–5****Away: 2–7**

Date	Win	Score	Location	Date	Win	Score	Location	Date	Win	Score	Location
11/12/50	Browns	34–14	C	9/27/70	49ers	34–31	SF	9/13/93	Browns	23–13	C
9/30/51	49ers	24–10	SF	12/1/74	Browns	7–0	C	9/21/03	Browns	13–12	SF
11/15/53	Browns	23–21	C	9/3/78	Browns	24–7	C	12/30/07	Browns	20–7	C
10/2/55	Browns	38–3	SF	11/15/81	Browns	15–12	SF	10/30/11	49ers	20–10	SF
11/29/59	49ers	21–20	C	11/11/84	49ers	41–7	C	12/13/15	Browns	24–10	C
12/15/62	Browns	13–10	SF	11/29/87	49ers	38–24	SF	10/7/19	49ers	31–3	SF
11/3/68	Browns	33–21	SF	10/28/90	49ers	20–17	SF				

Record: At Levi's Stadium: (1–0)**FirstEnergy Stadium:** (0–2)**Points:** At Levi's Stadium: (31–3)**FirstEnergy Stadium:** (17–44)**DALLAS COWBOYS****Overall: 17–18–1****Home: 9–10****Away: 8–8–1**

Date	Win	Score	Location	Date	Win	Score	Location	Date	Win	Score	Location
11/20/60	49ers	26–14	D	10/12/80	Cowboys	59–14	D	11/12/95	49ers	38–20	D
11/10/63	49ers	31–24	SF	10/11/81	49ers	45–14	SF	11/10/96	Cowboys	20–17 (OT)	SF
11/7/65	Cowboys	39–31	D	1/10/82 (c)	49ers	28–27	SF	11/2/97	49ers	17–10	SF
12/16/67	49ers	24–16	SF	12/19/83	49ers	42–17	SF	9/24/00	49ers	41–24	D
11/27/69	Tie	24–24	D	12/22/85	49ers	31–16	SF	12/30/01	Cowboys	27–21	D
1/3/71 (c)	Cowboys	17–10	SF	10/15/89	49ers	31–14	D	12/8/02	49ers	31–27	D
1/2/72 (c)	Cowboys	14–3	D	11/11/90	49ers	24–6	D	9/25/05	Cowboys	34–31	SF
11/23/72	49ers	31–10	D	1/17/93 (c)	Cowboys	30–20	SF	11/23/08	Cowboys	35–22	D
12/23/72 (d)	Cowboys	30–28	SF	10/17/93	Cowboys	26–17	D	9/18/11	Cowboys	27–24 (OT)	SF
11/10/74	Cowboys	20–14	D	1/23/94 (c)	Cowboys	38–21	D	9/7/14	49ers	28–17	D
12/12/77	Cowboys	42–35	SF	11/13/94	49ers	21–14	SF	10/2/16	Cowboys	24–17	SF
9/9/79	Cowboys	21–13	SF	1/15/95 (c)	49ers	38–28	SF	10/22/17	Cowboys	40–10	SF

(c) – NFC Championship

(d) – NFC Divisional Playoff

Record: At Levi's Stadium: (0–2)**AT&T Stadium:** (1–0)**Points:** At Levi's Stadium: (27–64)**AT&T Stadium:** (28–17)**DENVER BRONCOS****Overall: 8–7****Home: 5–3****Away: 2–4****Neutral: 1–0**

Date	Win	Score	Location	Date	Win	Score	Location	Date	Win	Score	Location
10/25/70	49ers	19–14	SF	10/9/88	Broncos	16–13 (OT)	SF	9/15/02	Broncos	24–14	SF
9/23/73	49ers	36–34	D	1/28/90 (s)	49ers	55–10	NO	12/31/06	49ers	26–23 (OT)	D
11/18/79	Broncos	38–28	SF	12/17/94	49ers	42–19	SF	10/31/10	49ers	24–16	London
9/19/82	Broncos	24–21	D	12/15/97	49ers	34–17	SF	10/19/14	Broncos	42–17	D
11/11/85	Broncos	17–16	D	12/23/00	Broncos	38–9	D	12/9/18	49ers	20–14	SF

(s) – Super Bowl XXIV

(NO) – Superdome (New Orleans, LA)

Record: At Levi's Stadium: (1–0)**Empower Field at Mile High:** (1–1)**Points:** At Levi's Stadium: (20–14)**Empower Field at Mile High:** (43–65)

**DETROIT LIONS****Overall: 38–28–1****Home: 24–10–1****Away: 14–18**

Date	Win	Score	Location	Date	Win	Score	Location	Date	Win	Score	Location
10/8/50	Lions	24–7	D	10/1/61	49ers	49–0	D	9/6/81	Lions	24–17	P
10/22/50	49ers	28–27	SF	11/5/61	Tie	20–20	SF	12/31/83 (d) 49ers	24–23	SF	
12/2/51	49ers	20–10	D	9/23/62	Lions	45–24	D	9/2/84	49ers	30–27	P
12/16/51	49ers	21–17	SF	11/11/62	Lions	38–24	SF	10/20/85	Lions	23–21	P
9/28/52	49ers	17–3	SF	10/6/63	Lions	26–3	D	10/2/88	49ers	20–13	SF
10/12/52	49ers	28–0	D	11/3/63	Lions	45–7	SF	10/20/91	49ers	35–3	SF
10/11/53	Lions	24–21	D	9/13/64	Lions	26–17	SF	12/28/92	49ers	24–6	SF
10/25/53	Lions	14–10	SF	12/13/64	Lions	24–7	D	12/19/93	49ers	55–17	P
10/24/54	49ers	37–31	SF	11/14/65	49ers	27–21	D	10/9/94	49ers	27–14	P
11/14/54	Lions	48–7	D	12/5/65	49ers	17–14	SF	9/25/95	Lions	27–24	P
10/16/55	49ers	27–24	D	10/23/66	49ers	27–24	SF	12/23/96	49ers	24–14	SF
10/30/55	49ers	38–21	SF	11/24/66	49ers	41–14	D	12/14/98	49ers	35–13	SF
10/21/56	Lions	20–17	D	10/29/67	Lions	45–3	SF	11/4/01	49ers	21–13	SF
11/4/56	Lions	17–13	SF	10/27/68	49ers	14–7	D	10/5/03	49ers	24–17	SF
11/3/57	49ers	35–31	SF	11/2/69	Lions	26–14	SF	11/12/06	49ers	19–13	D
11/17/57	Lions	31–10	D	11/22/70	Lions	28–7	D	9/21/08	49ers	31–13	SF
12/22/57 (d) Lions	31–27	SF		12/19/71	49ers	31–27	SF	12/27/09	49ers	20–6	SF
11/2/58	49ers	24–21	SF	11/4/73	Lions	30–20	D	10/16/11	49ers	25–19	D
11/16/58	Lions	35–21	D	10/14/74	Lions	17–13	D	9/16/12	49ers	27–19	SF
10/18/59	49ers	34–13	D	11/2/75	Lions	28–17	SF	12/27/15	Lions	32–17	D
11/1/59	49ers	33–7	SF	10/23/77	49ers	28–7	SF	9/16/18	49ers	30–27	SF
10/9/60	49ers	14–10	D	12/17/78	Lions	33–14	P				
11/6/60	Lions	24–0	SF	11/2/80	Lions	17–13	P				

(d) – NFC Divisional Playoff

(D) – Detroit

(P) – Pontiac

Record: At Levi's Stadium: (1–0)**Ford Field:** (2–1)**Points:** At Levi's Stadium: (30–27)**Ford Field:** (61–64)**GREEN BAY PACKERS****Overall: 32–36–1****Home: 20–12–1****Away: 12–24**

Date	Win	Score	Location	Date	Win	Score	Location	Date	Win	Score	Location
11/26/50	Packers	25–21	GB	12/9/62	Packers	31–21	SF	11/4/90	49ers	24–20	GB
12/10/50	49ers	30–14	SF	11/24/63	Packers	28–10	M	1/6/96 (d) Packers	27–17	SF	
12/9/51	49ers	31–19	SF	12/14/63	Packers	21–17	SF	10/14/96	Packers	23–20 (OT)	GB
12/14/52	49ers	24–14	SF	10/11/64	Packers	24–14	M	1/4/97 (d) Packers	35–14	GB	
11/22/53	49ers	37–7	M	11/15/64	49ers	24–14	SF	1/11/98 (c) Packers	23–10	SF	
12/6/53	49ers	48–14	SF	10/10/65	Packers	27–10	GB	11/1/98	Packers	36–22	GB
10/10/54	49ers	23–17	M	12/19/65	Tie	24–24	SF	1/3/99 (w) 49ers	30–27	SF	
12/5/54	49ers	35–0	SF	10/9/66	49ers	21–20	SF	11/29/99	Packers	20–3	SF
11/20/55	Packers	27–21	M	12/4/66	Packers	20–7	M	10/15/00	Packers	31–28	GB
12/4/55	Packers	28–7	SF	11/19/67	Packers	13–0	GB	1/13/02 (w) Packers	25–15	GB	
11/18/56	49ers	17–16	GB	12/1/68	49ers	27–20	SF	12/15/02	Packers	20–14	SF
12/8/56	49ers	38–20	SF	9/28/69	Packers	14–7	M	11/23/03	Packers	20–10	GB
10/20/57	49ers	24–14	M	11/1/70	49ers	26–10	SF	12/10/06	Packers	30–19	SF
12/15/57	49ers	27–20	SF	11/5/72	Packers	34–24	M	11/22/09	Packers	30–24	GB
11/23/58	49ers	33–12	M	11/26/73	49ers	20–6	SF	12/5/10	Packers	34–16	GB
12/7/58	49ers	48–21	SF	12/8/74	49ers	7–6	SF	9/9/12	49ers	30–22	GB
10/11/59	Packers	21–20	GB	9/12/76	49ers	26–14	GB	1/12/13 (d) 49ers	45–31	SF	
12/13/59	Packers	36–14	SF	12/18/77	Packers	16–14	M	9/8/13	49ers	34–28	SF
10/23/60	Packers	41–14	M	11/9/80	Packers	23–16	M	1/5/14 (w) 49ers	23–20	GB	
12/10/60	Packers	13–0	SF	10/18/81	49ers	13–3	M	10/4/15	Packers	17–3	SF
9/24/61	Packers	30–10	GB	10/26/86	49ers	31–17	M	10/15/18	Packers	33–30	GB
12/10/61	49ers	22–21	SF	12/6/87	49ers	23–12	GB	11/24/19	49ers	37–8	SF
10/21/62	Packers	31–13	M	11/19/89	Packers	21–17	SF	1/19/20 (c) 49ers	37–20	SF	

(c) – NFC Championship

(d) – NFC Divisional Playoff

(w) – Wild Card Game

(M) – Milwaukee

(GB) – Green Bay

Record: At Levi's Stadium: (2–1)**Lambeau Field:** (5–13)**Points:** At Levi's Stadium: (77–45)**Lambeau Field:** (345–446)**HOUSTON TEXANS****Overall: 3–1****Home: 2–0****Away: 1–1**

Date	Win	Score	Location	Date	Win	Score	Location	Date	Win	Score	Location
1/1/06	49ers	20–17 (OT)	SF	10/6/13	49ers	34–3	SF	12/10/17	49ers	26–16	H
10/25/09	Texans	24–21	H								

Record: At Levi's Stadium: (0–0)**NRG Stadium:** (1–1)**Points:** At Levi's Stadium: (0–0)**NRG Stadium:** (47–40)



INDIANAPOLIS COLTS				Overall: 18–26				Home: 11–11				Away: 7–15			
Date	Win	Score	Location	Date	Win	Score	Location	Date	Win	Score	Location	Date	Win	Score	Location
11/29/53	49ers	38–21	B	12/18/60	49ers	34–10	SF	9/15/68	Colts	27–10	B				
12/13/53	49ers	45–14	SF	12/3/61	Colts	20–17	B	10/13/68	Colts	42–14	SF				
11/28/54	Colts	17–13	B	12/16/61	Colts	27–24	SF	10/26/69	49ers	24–21	B				
12/11/54	49ers	10–7	SF	10/7/62	49ers	21–13	B	11/16/69	49ers	20–17	SF				
11/27/55	Colts	26–14	B	11/4/62	Colts	22–3	SF	11/12/72	49ers	24–21	SF				
12/11/55	49ers	35–24	SF	9/22/63	Colts	20–14	SF	10/5/86	49ers	35–14	SF				
12/2/56	49ers	20–17	B	10/13/63	Colts	20–3	B	9/10/89	49ers	30–24	I				
12/16/56	49ers	30–17	SF	11/1/64	Colts	37–7	B	10/15/95	Colts	18–17	I				
11/24/57	Colts	27–21	B	11/29/64	Colts	14–3	SF	10/18/98	49ers	34–31	SF				
12/8/57	49ers	17–13	SF	10/3/65	Colts	27–24	B	11/25/01	49ers	40–21	I				
11/30/58	Colts	35–27	B	10/31/65	Colts	34–28	SF	10/9/05	Colts	28–3	SF				
12/14/58	49ers	21–12	SF	9/25/66	Colts	36–14	B	11/1/09	Colts	18–14	I				
11/22/59	Colts	45–14	B	12/18/66	Colts	30–14	SF	9/22/13	Colts	27–7	SF				
12/5/59	Colts	34–14	SF	10/1/67	Colts	41–7	B	10/8/17	Colts	26–23 (OT)	I				
11/27/60	49ers	30–22	B	11/26/67	Colts	26–9	SF								

(B) – Baltimore

(I) – Indianapolis

Record: At Levi's Stadium: (0–0)	Lucas Oil Stadium: (0–2)	Points: At Levi's Stadium: (0–0)	Lucas Oil Stadium: (37–44)
---	---------------------------------	---	-----------------------------------

JACKSONVILLE JAGUARS				Overall: 3–2				Home: 2–0				Away: 1–2			
Date	Win	Score	Location	Date	Win	Score	Location	Date	Win	Score	Location	Date	Win	Score	Location
9/12/99	Jaguars	41–3	J	11/29/09	49ers	20–3	SF	12/24/17	49ers	44–33	SF				
12/18/05	Jaguars	10–9	J	10/27/13	49ers	42–10	London								

Record: At Levi's Stadium: (1–0)	TIAA Bank Field: (0–2)	Points: At Levi's Stadium: (44–33)	TIAA Bank Field: (12–51)
---	-------------------------------	---	---------------------------------

KANSAS CITY CHIEFS				Overall: 7–7				Home: 5–1				Away: 2–5				Neutral: 0–1			
Date	Win	Score	Location	Date	Win	Score	Location	Date	Win	Score	Location	Date	Win	Score	Location	Date	Win	Score	Location
12/6/71	Chiefs	26–17	SF	9/11/94	Chiefs	24–17	KC	9/26/10	Chiefs	31–10	KC								
10/5/75	49ers	20–3	KC	11/30/97	Chiefs	44–9	KC	10/5/14	49ers	22–17	SF								
12/26/82	49ers	26–13	KC	11/12/00	49ers	21–7	SF	9/23/18	Chiefs	38–27	KC								
11/17/85	49ers	31–3	SF	11/10/02	49ers	17–13	SF	2/2/20 (s)	Chiefs	31–20	M								
12/14/91	49ers	28–14	SF	10/1/06	Chiefs	41–0	KC												

(s) – Super Bowl LIV

(M) – Hard Rock Stadium (Miami Gardens, FL)

Record: At Levi's Stadium: (1–0)	Arrowhead Stadium: (2–5)	Points: At Levi's Stadium: (22–17)	Arrowhead Stadium: (109–194)
---	---------------------------------	---	-------------------------------------

LOS ANGELES CHARGERS				Overall: 7–8				Home: 3–3				Away: 3–5				Neutral: 1–0			
Date	Win	Score	Location	Date	Win	Score	Location	Date	Win	Score	Location	Date	Win	Score	Location	Date	Win	Score	Location
9/17/72	49ers	34–3	SF	9/8/91	49ers	34–14	SF	11/17/02	Chargers	20–17 (OT)	SD								
12/5/76	Chargers	13–7 (OT)	SD	12/11/94	49ers	38–15	SD	10/15/06	Chargers	48–19	SF								
9/30/79	Chargers	31–9	SD	1/29/95 (s)	49ers	49–26	M	12/16/10	Chargers	34–7	SD								
12/11/82	Chargers	41–37	SF	11/23/97	49ers	17–10	SF	12/20/14	Chargers	38–35 (OT)	SF								
11/27/88	49ers	48–10	SD	12/3/00	49ers	45–17	SD	9/30/18	Chargers	29–27	LA								

(s) – Super Bowl XXIX


(M) – Joe Robbie Stadium (Miami Gardens, FL)

(LA) – Los Angeles

(SD) – San Diego

Record: At Levi's Stadium: (0–1)	StubHub Center: (0–1)	Points: At Levi's Stadium: (35–38)	StubHub Center: (27–29)
---	------------------------------	---	--------------------------------



 LOS ANGELES RAMS				Overall: 71–67–3				Home: 35–34–2				Away: 36–33–1			
Date	Win	Score	Location	Date	Win	Score	Location	Date	Win	Score	Location	Date	Win	Score	Location
10/1/50	Rams	35–14	SF	11/18/73	Rams	31–13	LA	10/6/96	49ers	28–11	SL				
11/5/50	Rams	28–21	LA	10/20/74	Rams	37–14	LA	9/7/97	49ers	30–10	SL				
10/28/51	49ers	44–17	SF	11/4/74	Rams	15–13	SF	10/12/97	49ers	15–12	SF				
11/4/51	Rams	23–16	LA	9/28/75	Rams	23–14	SF	10/25/98	49ers	28–10	SL				
11/23/52	Rams	35–9	LA	11/9/75	49ers	24–23	LA	12/27/98	49ers	38–19	SF				
11/30/52	Rams	34–21	SF	10/11/76	49ers	16–0	LA	10/10/99	Rams	42–20	SL				
10/4/53	49ers	31–30	SF	11/21/76	Rams	23–3	SF	11/21/99	Rams	23–7	SF				
11/8/53	49ers	31–27	LA	10/2/77	Rams	34–14	LA	9/17/00	Rams	41–24	SL				
10/3/54	Tie	24–24	LA	11/20/77	Rams	23–10	SF	10/29/00	Rams	34–24	SF				
11/7/54	Rams	42–34	SF	10/8/78	Rams	27–10	LA	9/23/01	Rams	30–26	SF				
9/25/55	Rams	23–14	SF	11/19/78	Rams	31–28	SF	12/9/01	Rams	27–14	SL				
11/6/55	Rams	27–14	LA	9/16/79	Rams	27–24	LA	10/6/02	49ers	37–13	SF				
10/7/56	49ers	33–30	SF	11/25/79	Rams	26–20	SF	12/30/02	Rams	31–20	SL				
11/11/56	Rams	30–6	LA	10/5/80	Rams	48–26	A	9/14/03	Rams	27–24 (OT)	SL				
10/6/57	49ers	23–20	SF	10/19/80	Rams	31–17	SF	11/2/03	49ers	30–10	SF				
11/10/57	Rams	37–24	LA	10/25/81	49ers	20–17	SF	10/3/04	Rams	24–14	SF				
10/5/58	Rams	33–3	SF	11/22/81	49ers	33–31	A	12/5/04	Rams	16–6	SL				
11/9/58	Rams	56–7	LA	12/2/82	49ers	30–24	A	9/11/05	49ers	28–25	SF				
10/4/59	49ers	34–0	SF	1/2/83	Rams	21–20	SF	12/24/05	49ers	24–20	SL				
11/8/59	49ers	24–16	LA	10/9/83	Rams	10–7	SF	9/17/06	49ers	20–13	SF				
10/2/60	49ers	13–9	SF	10/23/83	49ers	45–35	A	11/26/06	Rams	20–17	SL				
12/4/60	49ers	23–7	LA	10/28/84	49ers	33–0	A	9/16/07	49ers	17–16	SL				
10/8/61	49ers	35–0	SF	12/14/84	49ers	19–16	SF	11/18/07	Rams	13–9	SF				
11/12/61	Rams	17–7	LA	10/27/85	49ers	28–14	A	11/16/08	49ers	35–16	SF				
10/27/62	Rams	28–14	SF	12/9/85	Rams	27–20	SF	12/21/08	49ers	17–16	SL				
11/18/62	49ers	24–17	LA	9/14/86	Rams	16–13	A	10/4/09	49ers	35–0	SF				
10/27/63	Rams	28–21	LA	12/19/86	49ers	24–14	SF	1/3/10	49ers	28–6	SL				
12/1/63	Rams	21–17	SF	11/1/87	49ers	31–10	A	11/14/10	49ers	23–20 (OT)	SF				
10/18/64	Rams	42–14	LA	12/27/87	49ers	48–0	SF	12/26/10	Rams	25–17	SL				
12/6/64	49ers	28–7	SF	10/16/88	49ers	24–21	A	12/4/11	49ers	26–0	SF				
10/17/65	49ers	45–21	LA	12/18/88	Rams	38–16	SF	1/1/12	49ers	34–27	SL				
11/21/65	49ers	30–27	SF	10/1/89	Rams	13–12	SF	11/11/12	Tie	24–24 (OT)	SF				
9/30/66	Rams	34–3	LA	12/11/89	49ers	30–27	A	12/2/12	Rams	16–13 (OT)	SL				
11/6/66	49ers	21–13	SF	1/14/90 (c) 49ers	30–3	SF		9/26/13	49ers	35–11	SL				
10/8/67	49ers	27–24	LA	11/25/90	Rams	28–17	SF	12/1/13	49ers	23–13	SF				
11/5/67	Rams	17–7	SF	12/17/90	49ers	26–10	A	10/13/14	49ers	31–17	SL				
10/6/68	Rams	24–10	LA	9/22/91	49ers	27–10	SF	11/2/14	Rams	13–10	SF				
11/17/68	Tie	20–20	SF	11/25/91	49ers	33–10	A	11/1/15	Rams	27–6	SL				
10/12/69	Rams	27–21	SF	10/4/92	49ers	27–24	SF	1/3/16	49ers	19–16 (OT)	SF				
11/9/69	Rams	41–30	LA	11/22/92	49ers	27–10	A	9/12/16	49ers	28–0	SF				
10/11/70	49ers	20–6	LA	10/31/93	49ers	40–17	SF	12/24/16	49ers	22–21	LA				
11/29/70	Rams	30–13	SF	11/28/93	49ers	35–10	A	9/21/17	Rams	41–39	SF				
10/10/71	Rams	20–13	SF	9/18/94	49ers	34–19	A	12/31/17	49ers	34–13	LA				
11/21/71	Rams	17–6	LA	11/20/94	49ers	31–27	SF	10/21/18	Rams	39–10	SF				
10/8/72	Rams	31–7	LA	10/22/95	49ers	44–10	SLB	12/30/18	Rams	48–32	LA				
12/4/72	Rams	26–16	SF	11/26/95	49ers	41–13	SF	10/13/19	49ers	20–7	LA				
9/30/73	Rams	40–20	SF	9/8/96	49ers	34–0	SF	12/21/19	49ers	34–31	SF				

(c) – NFC Championship Game (LA) – Los Angeles (A) – Anaheim (SL) – St. Louis (SLB) – Busch Memorial Stadium

Record: At Levi's Stadium: (3–3)	LA Memorial Coliseum: (12–21–1)	Points: At Levi's Stadium: (140–140)	LA Memorial Coliseum: (636–880)
---	--	---	--


 MIAMI DOLPHINS				Overall: 6–7				Home: 3–3				Away: 2–4				Neutral: 1–0			
---	--	--	--	---------------------	--	--	--	------------------	--	--	--	------------------	--	--	--	---------------------	--	--	--

Date	Win	Score	Location	Date	Win	Score	Location	Date	Win	Score	Location
9/16/73	Dolphins	21–13	M	9/28/86	49ers	31–16	M	12/14/08	Dolphins	14–9	M
9/25/77	Dolphins	19–15	SF	12/6/92	49ers	27–3	SF	12/9/12	49ers	27–13	SF
11/16/80	Dolphins	17–13	M	11/20/95	49ers	44–20	M	11/27/16	Dolphins	31–24	M
11/6/83	Dolphins	20–17	SF	12/16/01	49ers	21–0	SF				
1/20/85 (s) 49ers	38–16	ST		11/28/04	Dolphins	24–17	SF				

(s) – Super Bowl XIX (ST) – Stanford Stadium (Stanford, CA)


Record: At Levi's Stadium: (0–0)	Hard Rock Stadium: (1–2)	Points: At Levi's Stadium: (0–0)	Hard Rock Stadium: (77–65)
---	---------------------------------	---	-----------------------------------



 MINNESOTA VIKINGS				Overall: 24–23–1				Home: 15–8–1				Away: 9–15			
Date	Win	Score	Location	Date	Win	Score	Location	Date	Win	Score	Location	Date	Win	Score	Location
10/15/61	49ers	38–24	M	11/7/71	49ers	13–9	M	9/15/91	Vikings	17–14	M				
11/26/61	49ers	38–28	SF	12/16/72	49ers	20–17	SF	12/13/92	49ers	20–17	M				
9/30/62	49ers	21–7	SF	10/14/73	Vikings	17–13	SF	10/3/93	49ers	38–19	SF				
12/2/62	49ers	35–12	M	9/21/75	Vikings	27–17	M	12/26/94	Vikings	21–14	M				
9/15/63	Vikings	24–20	SF	11/29/76	49ers	20–16	SF	12/18/95	49ers	37–30	SF				
9/29/63	Vikings	45–14	M	12/4/77	Vikings	28–27	M	12/7/97	49ers	28–17	SF				
10/25/64	Vikings	27–22	SF	9/2/79	Vikings	28–22	M	1/3/98 (d)	49ers	38–22	SF				
11/8/64	Vikings	24–7	M	9/8/83	49ers	48–17	M	10/24/99	Vikings	40–16	M				
10/24/65	Vikings	42–41	SF	12/8/84	49ers	51–7	SF	9/28/03	Vikings	35–7	M				
11/28/65	49ers	45–24	M	9/8/85	Vikings	28–21	M	11/5/06	49ers	9–3	SF				
9/11/66	Tie	20–20	SF	10/12/86	Vikings	27–24 (OT)	SF	12/9/07	Vikings	27–7	SF				
10/30/66	Vikings	28–3	M	1/9/88 (d)	Vikings	36–24	SF	9/27/09	Vikings	27–24	M				
9/17/67	49ers	27–21	M	10/30/88	49ers	24–21	SF	9/23/12	Vikings	24–13	M				
12/8/68	Vikings	30–20	SF	1/1/89 (d)	49ers	34–9	SF	9/14/15	49ers	20–3	SF				
12/14/69	Vikings	10–7	M	1/6/90 (d)	49ers	41–13	SF	9/9/18	Vikings	24–16	M				
12/27/70 (d)	49ers	17–14	M	12/30/90	49ers	20–17	M	1/11/20 (d)	49ers	27–10	SF				


(d) – NFC Divisional Playoff

Record: At Levi's Stadium: (2–0)	U.S. Bank Stadium: (0–1)	Points: At Levi's Stadium: (47–13)	U.S. Bank Stadium: (16–24)
----------------------------------	--------------------------	------------------------------------	----------------------------

 NEW ENGLAND PATRIOTS				Overall: 8–5				Home: 4–2				Away: 4–3			
Date	Win	Score	Location	Date	Win	Score	Location	Date	Win	Score	Location	Date	Win	Score	Location
10/31/71	49ers	27–10	SF	10/22/89	49ers	37–20	S	10/5/08	Patriots	30–21	SF				
10/26/75	Patriots	24–16	NE	10/11/92	49ers	24–12	NE	12/16/12	49ers	41–34	NE				
11/30/80	49ers	21–17	SF	9/17/95	49ers	28–3	SF	11/20/16	Patriots	30–17	SF				
10/2/83	49ers	33–13	NE	12/20/98	Patriots	24–21	NE								
12/14/86	49ers	29–24	NE	1/2/05	Patriots	21–7	NE								

(S) – Stanford, CA

Record: At Levi's Stadium: (0–1)	Gillette Stadium: (1–1)	Points: At Levi's Stadium: (17–30)	Gillette Stadium: (48–55)
----------------------------------	-------------------------	------------------------------------	---------------------------

 NEW ORLEANS SAINTS				Overall: 49–26–2				Home: 23–12–2				Away: 26–14			
Date	Win	Score	Location	Date	Win	Score	Location	Date	Win	Score	Location	Date	Win	Score	Location
10/22/67	49ers	27–13	SF	11/28/82	Saints	23–20	SF	10/29/95	Saints	11–7	SF				
11/23/69	Saints	43–38	NO	10/16/83	49ers	32–13	NO	9/1/96	49ers	27–11	SF				
10/18/70	Tie	20–20	SF	11/13/83	49ers	27–0	SF	11/3/96	49ers	24–17	NO				
12/13/70	49ers	38–27	NO	9/16/84	49ers	30–20	SF	9/14/97	49ers	33–7	SF				
9/26/71	49ers	38–20	NO	11/25/84	49ers	35–3	NO	10/26/97	49ers	23–0	NO				
11/14/71	Saints	26–20	SF	9/29/85	Saints	20–17	SF	10/11/98	49ers	31–0	NO				
10/1/72	49ers	37–2	NO	12/15/85	49ers	31–19	NO	11/22/98	49ers	31–20	SF				
10/22/72	Tie	20–20	SF	9/21/86	49ers	26–17	SF	9/19/99	49ers	28–21	SF				
10/21/73	49ers	40–0	SF	11/2/86	Saints	23–10	NO	11/14/99	Saints	24–6	NO				
12/9/73	Saints	16–10	NO	10/25/87	49ers	24–22	NO	11/5/00	Saints	31–15	NO				
9/15/73	49ers	17–13	NO	11/15/87	Saints	26–24	SF	12/10/00	Saints	31–27	SF				
12/15/74	49ers	35–21	SF	9/4/88	49ers	34–33	NO	11/11/01	49ers	28–27	SF				
10/19/75	49ers	35–21	SF	12/11/88	49ers	30–17	SF	1/6/02	49ers	38–0	NO				
11/23/75	49ers	16–6	NO	10/8/89	49ers	24–20	NO	10/20/02	Saints	35–27	NO				
10/17/76	49ers	33–3	SF	11/6/89	49ers	31–13	SF	9/19/04	Saints	30–27	NO				
12/12/76	49ers	27–7	NO	9/10/90	49ers	13–12	NO	12/3/06	Saints	34–10	NO				
11/13/77	49ers	10–7 (OT)	NO	12/23/90	Saints	13–10	SF	10/28/07	Saints	31–10	SF				
11/27/77	49ers	20–17	SF	11/10/91	Saints	10–3	NO	9/28/08	Saints	31–17	NO				
10/15/78	Saints	14–7	SF	12/1/91	49ers	38–24	SF	9/20/10	Saints	25–22	SF				
12/3/78	Saints	24–13	NO	9/27/92	49ers	16–10	NO	1/14/12 (d)	49ers	36–32	SF				
9/23/79	Saints	30–21	SF	11/15/92	49ers	21–20	SF	11/25/12	49ers	31–21	NO				
11/11/79	Saints	31–20	NO	9/26/93	Saints	16–13	NO	11/17/13	Saints	23–20	NO				
9/7/80	49ers	26–23	NO	11/22/93	49ers	42–7	SF	11/9/14	49ers	27–24 (OT)	NO				
12/7/80	49ers	38–35 (OT)	SF	9/25/94	49ers	24–13	SF	11/6/16	Saints	41–23	SF				
9/27/81	49ers	21–14	SF	11/28/94	49ers	35–14	NO	12/8/19	49ers	48–46	NO				
12/20/81	49ers	21–17	NO	9/3/95	49ers	24–22	NO								

(d) – NFC Divisional Playoff

Record: At Levi's Stadium: (0–1)	Mercedes-Benz Superdome: (21–12)	Points: At Levi's Stadium: (23–41)	Mercedes-Benz Superdome: (771–648)
----------------------------------	----------------------------------	------------------------------------	------------------------------------



NEW YORK GIANTS				Overall: 20–21				Home: 12–10				Away: 8–11			
Date	Win	Score	Location	Date	Win	Score	Location	Date	Win	Score	Location	Date	Win	Score	Location
11/9/52	Giants	23–14	NY	10/8/84	49ers	31–10	NY	11/30/98	49ers	31–7	SF				
9/30/56	Giants	38–21	SF	12/29/84 (d)	49ers	21–10	SF	9/5/02	49ers	16–13	NY				
12/1/57	49ers	27–17	NY	12/29/85 (w)	Giants	17–3	NY	1/5/03 (w)	49ers	39–38	SF				
9/25/60	Giants	21–19	SF	12/1/86	Giants	21–17	SF	11/6/05	Giants	24–6	SF				
11/17/63	Giants	48–14	NY	1/4/87 (d)	Giants	49–3	NY	10/21/07	Giants	33–15	NY				
10/20/68	49ers	26–10	NY	10/5/87	49ers	41–21	NY	10/19/08	Giants	29–17	NY				
10/15/72	Giants	23–17	SF	9/11/88	49ers	20–17	NY	11/13/11	49ers	27–20	SF				
12/21/75	Giants	26–23	SF	11/27/89	49ers	34–24	SF	1/22/12 (c)	Giants	20–17 (OT)	SF				
10/16/77	Giants	20–17	NY	12/3/90	49ers	7–3	SF	10/14/12	Giants	26–3	SF				
9/24/78	Giants	27–10	NY	1/20/91 (c)	Giants	15–13	SF	11/16/14	49ers	16–10	NY				
10/14/79	Giants	32–16	NY	9/2/91	Giants	16–14	NY	10/11/15	Giants	30–27	NY				
11/23/80	49ers	12–0	SF	9/6/92	49ers	31–14	NY	11/12/17	49ers	31–21	SF				
11/29/81	49ers	17–10	SF	1/15/94 (d)	49ers	44–3	SF	11/12/18	Giants	27–23	SF				
1/3/82 (d)	49ers	38–24	SF	10/1/95	49ers	20–6	SF								

(d) – NFC Divisional Playoff

(c) – NFC Championship Game

(w) – Wild Card Game

Record: At Levi's Stadium: (1–1)	MetLife Stadium: (1–1)	Points: At Levi's Stadium: (54–48)	MetLife Stadium: (43–40)
---	-------------------------------	---	---------------------------------

NEW YORK JETS				Overall: 10–3				Home: 4–2				Away: 6–1			
Date	Win	Score	Location	Date	Win	Score	Location	Date	Win	Score	Location	Date	Win	Score	Location
11/28/71	49ers	24–21	NY	10/29/89	49ers	23–10	NY	12/7/08	49ers	24–14	SF				
10/3/76	49ers	17–6	SF	9/20/92	49ers	31–14	NY	9/30/12	49ers	34–0	NY				
9/21/80	49ers	32–27	NY	9/6/98	49ers	36–30 (OT)	SF	12/11/16	Jets	23–17 (OT)	SF				
10/30/83	Jets	27–13	SF	10/1/01	49ers	19–17	NY								
12/7/86	49ers	24–10	SF	10/17/04	Jets	22–14	NY								

Record: At Levi's Stadium: (0–1)	MetLife Stadium: (1–0)	Points: At Levi's Stadium: (17–23)	MetLife Stadium: (34–0)
---	-------------------------------	---	--------------------------------

OAKLAND RAIDERS				Overall: 7–7				Home: 4–4				Away: 3–3			
Date	Win	Score	Location	Date	Win	Score	Location	Date	Win	Score	Location	Date	Win	Score	Location
12/20/70	49ers	38–7	O	11/13/88	Raiders	9–3	SF	10/8/06	49ers	34–20	SF				
10/27/74	Raiders	35–24	SF	9/29/91	Raiders	12–6	LA	10/17/10	49ers	17–9	SF				
11/4/79	Raiders	23–10	O	9/5/94	49ers	44–14	SF	12/7/14	Raiders	24–13	O				
9/12/82	Raiders	23–17	SF	10/8/00	Raiders	34–28 (OT)	SF	11/1/18	49ers	34–3	SF				
9/22/85	49ers	34–10	LA	11/3/02	49ers	23–20 (OT)	O								

(LA) – Los Angeles

(O) – Oakland


Record: At Levi's Stadium: (1–0)	RingCentral Coliseum: (2–2)	Points: At Levi's Stadium: 34–3)	RingCentral Coliseum: (84–74)
---	------------------------------------	---	--------------------------------------


PHILADELPHIA EAGLES				Overall: 19–13–1				Home: 9–8				Away: 10–5–1			
Date	Win	Score	Location	Date	Win	Score	Location	Date	Win	Score	Location	Date	Win	Score	Location
10/6/51	Eagles	21–14	P	11/30/75	Eagles	27–17	P	12/22/01	49ers	13–3	SF				
9/27/51	49ers	31–21	SF	9/3/83	Eagles	22–17	SF	11/25/02	Eagles	38–17	SF				
11/25/56	Tie	10–10	P	9/23/84	49ers	21–9	P	12/21/03	49ers	31–28 (OT)	P				
10/19/58	49ers	30–24	P	11/3/85	49ers	24–13	SF	9/18/05	Eagles	42–3	P				
9/27/59	49ers	24–14	SF	9/24/89	49ers	38–28	P	9/24/06	Eagles	38–24	SF				
9/20/64	49ers	28–24	P	10/27/91	49ers	23–7	P	10/12/08	Eagles	40–26	SF				
11/20/66	Eagles	35–34	SF	11/29/92	49ers	20–14	SF	12/20/09	Eagles	27–13	P				
10/15/67	49ers	28–27	P	1/3/94	Eagles	37–34 (OT)	SF	10/10/10	Eagles	27–24	SF				
12/21/69	49ers	14–13	SF	10/2/94	Eagles	40–8	SF	10/2/11	49ers	24–23	P				
10/3/71	49ers	31–3	P	12/29/96 (w)	49ers	14–0	SF	9/28/14	49ers	26–21	SF				
12/2/73	49ers	38–28	SF	11/10/97	49ers	24–12	P	10/29/17	Eagles	33–10	P				

(w) – Wild Card Game


Record: At Levi's Stadium: (1–0)	Lincoln Financial Field: (2–3)	Points: At Levi's Stadium: (26–21)	Lincoln Financial Field: (81–153)
---	---------------------------------------	---	--




 PITTSBURGH STEELERS				Overall: 12–10				Home: 6–5				Away: 6–5			
Date	Win	Score	Location	Date	Win	Score	Location	Date	Win	Score	Location	Date	Win	Score	Location
10/14/51	49ers	28–24	P	9/19/77	Steelers	27–0	P	11/7/99	Steelers	27–6	SF	11/7/99	Steelers	27–6	SF
12/7/52	Steelers	24–7	SF	11/27/78	Steelers	24–7	SF	11/17/03	49ers	30–14	SF	11/17/03	49ers	30–14	SF
11/20/54	49ers	31–3	P	11/1/81	49ers	17–14	P	9/23/07	Steelers	37–16	P	9/23/07	Steelers	37–16	P
9/28/58	49ers	23–20	SF	10/14/84	Steelers	20–17	SF	12/19/11	49ers	20–3	SF	12/19/11	49ers	20–3	SF
10/29/61	Steelers	20–10	P	9/13/87	Steelers	30–17	P	9/20/15	Steelers	43–18	P	9/20/15	Steelers	43–18	P
9/26/65	49ers	27–17	SF	10/21/90	49ers	27–7	SF	9/22/19	49ers	24–20	SF	9/22/19	49ers	24–20	SF
11/24/68	49ers	45–28	P	9/5/93	49ers	24–13	P								
12/15/73	Steelers	37–14	SF	12/15/96	49ers	25–15	P								
Record: At Levi's Stadium: (1–0)				Heinz Field: (0–2)				Points: At Levi's Stadium: (24–20)				Heinz Field: (34–80)			

 SEATTLE SEAHAWKS				Overall: 17–26				Home: 9–11				Away: 8–15			
Date	Win	Score	Location	Date	Win	Score	Location	Date	Win	Score	Location	Date	Win	Score	Location
9/26/76	49ers	37–21	S	12/14/06	49ers	24–14	S	1/19/14 (c)	Seahawks	23–17	S	11/27/14	Seahawks	19–3	SF
10/7/79	Seahawks	35–24	SF	9/30/07	Seahawks	23–3	SF	12/14/14	Seahawks	17–7	S	10/22/15	Seahawks	20–3	SF
11/25/85	49ers	19–6	SF	11/12/07	Seahawks	24–0	S	11/22/15	Seahawks	29–13	S	9/25/16	Seahawks	37–18	S
9/25/88	49ers	38–7	S	9/14/08	49ers	33–30 (OT)	S	1/1/17	Seahawks	25–23	SF	9/17/17	Seahawks	12–9	S
12/8/91	49ers	24–22	S	10/26/08	Seahawks	34–13	SF	11/26/17	Seahawks	24–13	SF	12/2/18	Seahawks	43–16	S
12/21/97	Seahawks	38–9	S	9/20/09	49ers	23–10	SF	12/16/18	49ers	26–23 (OT)	SF	11/11/19	Seahawks	27–24 (OT)	SF
10/14/02	49ers	28–21	S	12/6/09	Seahawks	20–17	S	12/29/19	49ers	26–21	S				
12/1/02	49ers	31–24	SF	9/12/10	Seahawks	31–6	S								
10/12/03	Seahawks	20–19	S	12/12/10	49ers	40–21	SF								
12/27/03	Seahawks	24–17	SF	9/11/11	49ers	33–17	SF								
9/26/04	Seahawks	34–0	S	12/24/11	49ers	19–17	S								
11/7/04	Seahawks	42–27	SF	10/18/12	49ers	13–6	SF								
11/20/05	Seahawks	27–25	SF	12/23/12	Seahawks	42–13	S								
12/11/05	Seahawks	41–3	S	9/15/13	Seahawks	29–3	S								
11/19/06	49ers	20–14	SF	12/8/13	49ers	19–17	SF								
Record: At Levi's Stadium: (1–5)				CenturyLink Field: (5–14)				Points: At Levi's Stadium: (92–138)				CenturyLink Field: (271–505)			

(c) – NFC Championship Game

 TAMPA BAY BUCCANEERS				Overall: 18–7				Home: 12–3				Away: 6–4			
Date	Win	Score	Location	Date	Win	Score	Location	Date	Win	Score	Location	Date	Win	Score	Location
10/30/77	49ers	20–10	SF	11/18/90	49ers	31–7	SF	12/23/07	49ers	21–19	SF	11/21/10	Bucs	21–0	SF
12/10/78	49ers	6–3	SF	12/19/92	49ers	21–14	SF	10/9/11	49ers	48–3	SF	12/15/13	49ers	33–14	TB
12/9/79	49ers	23–7	SF	11/14/93	49ers	45–21	TB	10/23/94	49ers	41–16	SF	10/23/16	Bucs	34–17	SF
10/26/80	Bucs	24–23	SF	10/23/94	49ers	41–16	SF	11/25/18	Bucs	27–9	TB	9/8/19	49ers	31–17	TB
12/4/83	49ers	35–21	SF	8/31/97	Bucs	13–6	TB								
11/18/84	49ers	24–17	SF	1/12/03 (d)	Bucs	31–6	TB								
9/7/86	49ers	31–7	TB	10/19/03	49ers	24–7	SF								
11/22/87	49ers	24–10	TB	11/21/04	Bucs	35–3	TB								
9/17/89	49ers	20–16	TB	10/30/05	49ers	15–10	SF								
Record: At Levi's Stadium: (0–1)				Raymond James Stadium: (2–3)				Points: At Levi's Stadium: (17–34)				Raymond James Stadium: (82–124)			

(d) – NFC Divisional Playoff

 TENNESSEE TITANS				Overall: 9–5				Home: 4–3				Away: 5–2			
Date	Win	Score	Location	Date	Win	Score	Location	Date	Win	Score	Location	Date	Win	Score	Location
11/15/70	49ers	30–20	H	11/8/87	49ers	27–20	SF	11/27/05	Titans	33–22	T	11/08/09	Titans	34–27	SF
12/7/75	Oilers	27–13	SF	10/7/90	49ers	24–21	H	10/20/13	49ers	31–17	T	12/17/17	49ers	25–23	SF
9/17/78	Oilers	20–19	H	12/25/93	Oilers	10–7	SF								
12/13/81	49ers	28–6	SF	10/27/96	49ers	10–9	H								
10/21/84	49ers	34–21	H	10/3/99	49ers	24–22	SF								
Record: At Levi's Stadium: (1–0)				Nissan Stadium: (1–1)				Points: At Levi's Stadium: (25–23)				Nissan Stadium: (53–50)			

(H) – Houston

**WASHINGTON REDSKINS****Overall: 21–11–1****Home: 12–3–1****Away: 9–8**

Date	Win	Score	Location	Date	Win	Score	Location	Date	Win	Score	Location
11/16/52	49ers	23–17	W	10/4/81	49ers	30–17	W	9/14/98	49ers	45–10	W
9/26/54	49ers	41–7	SF	1/8/84 (c)	Redskins	24–21	W	12/26/99	Redskins	26–20 (OT)	SF
11/13/55	Redskins	7–0	W	9/10/84	49ers	37–31	SF	9/22/02	49ers	20–10	SF
9/17/61	49ers	35–3	SF	12/1/85	49ers	35–8	W	12/18/04	Redskins	26–16	SF
11/12/67	Redskins	31–28	W	11/17/86	Redskins	14–6	W	10/23/05	Redskins	52–17	W
10/5/69	Tie	17–17	SF	11/21/88	49ers	37–21	SF	12/28/08	49ers	27–24	SF
9/20/70	49ers	26–17	SF	9/16/90	49ers	26–13	SF	11/6/11	49ers	19–11	W
12/26/71 (d)	49ers	24–20	SF	1/12/91 (d)	49ers	28–10	SF	11/25/13	49ers	27–6	W
11/11/73	Redskins	33–9	W	1/9/93 (d)	49ers	20–13	SF	11/23/14	49ers	17–13	SF
11/7/76	Redskins	24–21	SF	11/6/94	49ers	37–22	W	10/15/17	Redskins	26–24	W
10/29/78	Redskins	38–20	W	11/24/96	49ers	19–16 (OT)	W	10/20/19	49ers	9–0	W

(c) – NFC Championship Game

(d) – NFC Divisional Playoff

Record: At Levi's Stadium: (1–0)**FedExField:** (4–2)**Points:** At Levi's Stadium: (17–13)**FedExField:** (141–105)



49ERS PRIMETIME GAMES

(NATIONAL FOOTBALL LEAGUE - 1970-PRESENT)

49ERS PRIMETIME RESULTS

Prime Time	72-40 (home - 43-20, road - 29-20)
Monday Nights	49-28 (home - 28-13, road - 21-15)
Sunday Nights	16-14 (home - 11-6, road - 5-8)
Thursday Nights	9-6 (home - 4-4, road - 5-2)
Thanksgiving Day	2-2-1 (road - 2-2-1)

Friday Nights	2-0 (home - 2-0)
Saturday Nights	2-3 (home - 2-1, road - 0-2)
Games After Monday	41-24 (home - 30-6, road - 11-18)
Games After Monday Win	27-15 (home - 17-3, road - 10-12)
Games After Monday Loss	14-9 (home - 13-3, road - 1-6)

49ERS ON MONDAY NIGHTS

YEAR	DATE	OPPONENT	SCORE	W/L	ATTEND.
2019	Oct. 7	Cle.	31-3	W	70,585
	Nov. 11	Sea.	27-24 (OT)	L	71,404
2018	Oct. 15	at GB	33-30	L	77,642
	Nov. 12	NYG	27-23	L	69,409
2016	Sept. 12	LA Rams	28-0	W	70,178
2015	Sept. 14	Min.	20-3	W	70,799
2014	Oct. 13	at StL	31-17	W	56,851
2013	Nov. 25	at Was.	27-6	W	79,773
	Dec. 23	Atl.	34-24	W	69,732
2012	Oct. 29	at Arz.	24-3	W	62,810
	Nov. 19	Chi.	32-7	W	69,732
2011	Dec. 19	Pit.	20-3	W	69,732
2010	Sept. 20	NO	25-22	L	69,732
	Nov. 29	at Arz.	27-6	W	62,308
2009	Dec. 14	Arz.	24-9	W	69,732
2008	Nov. 10	at Arz.	24-29	L	64,519
2007	Sept. 10	Arz.	20-17	W	68,111
	Nov. 12	at Sea.	0-24	L	68,331
2003	Nov. 17	Pit.	30-14	W	67,877
2002	Oct. 14	at Sea.	28-21	W	66,420
	Nov. 25	Phi.	17-38	L	67,919
	Dec. 30	at StL	21-30	L	66,118
2001	Oct. 1	at NYJ	19-17	W	78,722
1999	Sept. 27	at Ari.	24-10	W	72,100
	Nov. 29	GB	3-20	L	68,304
	Jan. 3,	at Atl.	29-34	L	57,980
1998	Sept. 14	at Was.	45-10	W	76,798
	Nov. 30	NYG	31-7	W	68,212
	Dec. 14	Det.	35-13	W	68,585
1997	Sept. 29	at Car.	34-21	W	70,972
	Nov. 10	at Phi.	24-12	W	67,133
	Dec. 15	Den.	34-17	W	68,461
1996	Oct. 14	at GB	20-23 (OT)	L	60,716
	Dec. 2	at Atl.	34-10	W	46,318
	Dec. 23	Det.	24-14	W	61,921
1995	Sept. 25	at Det.	24-27	L	76,236
	Nov. 20	at Mia.	44-20	W	73,080
	Dec. 18	Min.	37-30	W	64,975
1994	Sept. 5	LA Raiders	44-14	W	68,032
	Nov. 28	at NO	35-14	W	61,304
	Dec. 26	at Min.	14-21	L	63,326
1993	Sept. 13	at Cle.	13-23	L	78,218
	Nov. 22	NO	42-7	W	66,500
	Jan. 3	Phi.	34-37 (OT)	L	61,653
1992	Nov. 9	at Atl.	41-3	W	67,404
	Dec. 28	Det.	24-6	W	55,907
1991	Sept. 2	at NYG	14-16	L	76,319
	Nov. 25	at LA Rams	33-10	W	61,881
	Dec. 23	Chi.	52-14	W	60,419
1990	Sept. 10	at NO	13-12	W	68,629
	Dec. 3	NYG	7-3	W	66,092
	Dec. 17	at LA Rams	26-10	W	65,619
1989	Nov. 6	NO	31-13	W	63,461
	Nov. 27	NYG	34-24	W	63,461
	Dec. 11	at LA Rams	30-27	W	67,959
1988	Oct. 24	at Chi.	9-10	L	65,293
	Nov. 21	Was.	37-21	W	59,268
1987	Oct. 5	at NYG	41-21	W	16,471
	Dec. 14	Chi.	41-0	W	63,509
1986	Nov. 17	at Was.	6-14	L	54,774
	Dec. 1	NYG	17-21	L	59,777
1985	Nov. 11	at Den.	16-17	L	73,173
	Nov. 25	Sea.	19-6	W	57,482
	Dec. 9	LA Rams	20-27	L	60,581
1984	Sept. 10	Was.	37-31	W	59,707
	Oct. 8	at NYG	31-10	W	76,112
1983	Dec. 19	Dal.	42-17	W	59,957
1978	Nov. 27	Pit.	7-24	L	51,657
1977	Sept. 19	at Pit.	0-27	L	48,046
	Dec. 12	Dal.	35-42	L	55,848
1976	Oct. 11	at LA Rams	16-0	W	84,483
	Nov. 29	Min.	20-16	W	56,775
1974	Oct. 14	at Det.	13-17	L	45,199
	Nov. 4	LA Rams	13-15	L	57,526

49ERS ON MONDAY NIGHTS (Cont.)

1973	Nov. 26	GB	20-6	W	49,244
1972	Dec. 4	LA Rams	16-26	L	60,175
1971	Dec. 6	KC	17-26	L	45,306

49ERS ON SUNDAY NIGHTS

YEAR	DATE	OPPONENT	SCORE	W/L	ATTEND.
2019	Dec. 29	at Sea.	26-21	W	69,162
	Nov. 24	GB	37-8	W	71,500
2015	Oct. 11	at NYG	27-30	L	78,515
2014	Oct. 19	at Den.	17-42	L	77,047
	Sept. 14	Chi.	20-28	L	70,799
2013	Oct. 6	Hou.	34-3	W	69,732
	Sept. 15	at Sea.	3-29	L	68,338
2012	Dec. 23	at Sea.	13-42	L	68,161
	Dec. 16	at NE	41-34	W	68,756
	Sept. 16	Det.	27-19	W	69,732
2010	Oct. 10	Phi.	27-24	L	69,732
2005	Oct. 2	at Arz. (M.C.)	14-31	L	103,467
2004	Oct. 3	StL	14-24	L	66,696
	Oct. 31	at Chi.	13-23	L	62,054
2003	Oct. 12	at Sea.	19-20	L	66,437
2001	Oct. 7	Car.	24-14	W	66,944
	Dec. 2	Buf.	35-0	W	67,252
1999	Dec. 26	Was.	20-26 (OT)	L	68,329
1998	Nov. 22	NO	31-20	W	68,429
1997	Dec. 21	at Sea.	9-38	L	66,253
1996	Nov. 3	at NO	24-17	W	53,297
1995	Dec. 3	Buf.	27-17	W	65,568
1994	Nov. 20	LA Rams	31-27	W	62,774
1993	Dec. 5	Cin.	21-8	W	60,039
1992	Sept. 27	at NO	16-10	W	68,591
1990	Nov. 11	at Dal.	24-6	W	62,966
1988	Dec. 18	LA Rams	16-38	L	62,444
1987	Nov. 29	Cle.	38-24	W	60,243
	Dec. 27	LA Rams	48-0	W	57,953
1982	Dec. 19	Atl.	7-17	L	53,234

49ERS ON THURSDAY NIGHTS

YEAR	DATE	OPPONENT	SCORE	W/L	ATTEND.
2019	Oct. 31	at Arz.	28-25	W	60,986
2018	Nov. 1	Oak.	34-3	W	69,592
2017	Sept. 21	LA Rams	41-39	L	70,178
2016	Oct. 6	Arz.	33-21	L	70,178
2015	Oct. 22	Sea.	20-3	L	70,799
2014	Nov. 27	Sea.	19-3	L	70,799
2013	Sept. 26	at StL	35-11	W	56,640
2012	Oct. 18	Sea.	13-6	W	69,732
2011	Nov. 24	at Bal.	16-6	L	71,345
2010	Dec. 16	at SD	34-7	L	67,820
2009	Nov. 12	Chi.	10-6	W	69,732
2006	Dec. 14	at Sea.	24-14	W	67,650
2002	Sept. 5	at NYG	16-13	W	78,748
1983	Sept. 8	at Min.	48-17	W	58,167
1982	Dec. 2	LA Rams	30-24	W	58,574

49ERS ON THURSDAY THANKSGIVING DAY GAMES

YEAR	DATE	OPPONENT	SCORE	W/L	ATTEND.
2014	Nov. 27	Sea.	19-3	L	70,799
2011	Nov. 24	at Bal.	16-6	L	71,345
1972	Nov. 23	at Dal.	31-10	W	65,214

49ERS ON FRIDAY NIGHTS

YEAR	DATE	OPPONENT	SCORE	W/L	ATTEND.
1986	Dec. 19	LA Rams	24-14	W	60,266
1984	Dec. 14	LA Rams	19-16	W	59,743

49ERS ON SATURDAY NIGHTS

YEAR	DATE	OPPONENT	SCORE	W/L	ATTEND.
2019	Dec. 21	vs. LAR	34-31	W	70,103
2014	Dec. 20	vs. SD	38-35	L	70,699
2007	Dec. 13	vs. Cin.	20-13	W	68,053
1999	Dec. 18	at Car.	24-41	L	62,373
1993	Dec. 11	at Atl.	24-27	L	64,688



49ERS MONDAY NIGHT SINGLE GAME RECORDS

RUSHING YARDS

NAME	ATT	YDS	OPPONENT	DATE
Hearst, Garrison	24	198	Det.	12/14/98
Hyde, Carlos	26	168	Min.	9/14/15
Gore, Frank	25	167	Arz.	12/14/09
Hearst, Garrison	20	166	NYG	11/30/98
Jackson, Wilbur	30	156	Min.	11/29/76
Williams, Delvin	20	153	Min.	11/29/76
Hearst, Garrison	28	141	at Car.	9/29/77
Hearst, Garrison	22	138	at Was.	9/14/98
Westbrook, Brian	23	136	at Arz.	11/29/10
Carter, Dexter	13	124	at LA Rams	12/17/90

RECEIVING YARDS

NAME	NO	YDS	OPPONENT	DATE
Rice, Jerry	14	289	Min.	12/18/95
Taylor, John	11	286	at LA Rams	12/11/89
Rice, Jerry	10	241	LA Rams	12/9/85
Rice, Jerry	12	204	at Was.	11/17/86
Rice, Jerry	11	181	at Det.	9/25/95
Rice, Jerry	7	169	LA Rams	9/5/94
Owens, Terrell	13	166	Phi.	11/25/02
Owens, Terrell	8	155	Pit.	11/17/03
Rice, Jerry	8	149	at Mia.	11/20/95
Rice, Jerry	6	143	at Atl.	1/3/00
Owens Terrell	5	140	NYG	11/30/98

TOTAL YARDS FROM SCRIMMAGE – RUSH/RECEIVING

NAME	RUSH	REC	TOTAL	OPPONENT	DATE
Rice, Jerry	10	289	299	Min.	12/18/95
Taylor, John	0	286	286	at LA Rams	12/11/89
Rice, Jerry	14	241	255	LA Rams	12/9/85
Rice, Jerry	9	204	213	at Was.	11/17/86
Hearst, Garrison	198	0	198	Det.	12/14/98
Rice, Jerry	23	169	192	LA Raiders	9/5/94
Hyde, Carlos	168	14	182	Min.	9/14/15
Rice, Jerry	0	181	181	at Det.	9/25/95

LONG PUNTS

NAME	YDS	OPPONENT	DATE
Wishnowsky, Mitch	65	Sea.	11/11/19
Lee, Andy	63	at Arz.	11/10/08
Lee, Andy	62	Pit.	12/19/11
Wilmsmeyer, Klaus	61	at Cle.	9/13/93
Wishnowsky, Mitch	60	Cle.	10/7/19
Lee, Andy	60	at Sea.	11/12/07
Lee, Andy	58	at Was.	11/25/13

LONG PUNT RETURNS

NAME	YDS	OPPONENT	DATE
Taylor, John	95t	Was.	11/21/88
McLemore, Dana	83t	Chi.	12/14/87
McLemore, Dana	79t	at NYG	10/8/84
Carter, Dexter	78t	Min.	12/18/95
Levy, Chuck	73t	at Phi.	11/10/97
McLemore, Dana	56t	Dal.	12/19/83

LONG KICKOFF RETURNS

NAME	LG	OPPONENT	DATE
Rossum, Allen	104t	at Arz.	11/10/08
Sutherland, Vinny	65	at NYJ	10/1/01
Tillman, Spencer	60	NYG	11/27/89
Carter, Dexter	60	Phi.	1/3/93
Washington, Vic	57	LA Rams	12/4/72

LONG INTERCEPTION RETURNS

NAME	LG	OPPONENT	DATE
Bowman, NaVorro	89t	Atl.	12/23/13
Hanks, Merton	67t	NO	11/22/93
Parrish, Tony	60	at StL	12/30/02
Hanks, Merton	55t	Den.	12/15/97
Woodall, Lee	55	Den.	12/15/97

LONG FIELD GOALS

NAME	LG	OPPONENT	DATE
Dawson, Phil	54	at StL	10/13/14
Gould, Robbie	53	vs. NYG	11/12/18
Cofer, Mike	52	at NO	9/10/90
Cofer, Mike	52	Was.	11/21/88
Dawson, Phil	49	Atl.	12/23/13
Dawson, Phil	49	at Was.	11/25/13
Cortez, Jose	49	at NYJ	10/1/01
Wilkins, Jeff	49	Det.	12/23/96

LONG FUMBLE RETURNS

NAME	YDS	OPPONENT	DATE
Griffin, Don	99t	Chi.	12/22/91
Young, Bryant	43	at Atl.	12/2/96
Greene, Kevin	40t	Den.	12/15/97
Hanks, Merton	38t	at Phi.	11/10/97

LONG RUNS FROM SCRIMMAGE

NAME	LG	OPPONENT	DATE
Breida, Matt	83t	Cle.	10/7/19
Barlow, Kevan	78t	Pit.	11/17/03
Carter, Dexter	74t	at LA Rams	12/17/90
Hearst, Garrison	70t	NYG	11/30/98
Phillips, Lawrence	68t	at Arz.	9/27/99
Jackson, Wilbur	64	at Det.	10/14/74

LONG PASS COMPLETIONS

NAME	LG	OPPONENT	DATE
J. Montana to J. Taylor	95t	at LA Rams	12/17/89
J. Montana to J. Taylor	92t	at LA Rams	12/17/89
C. Kaepernick to B. Lloyd	80t	at StL	10/13/14
J. Montana to J. Rice	80t	Was.	11/21/88
S. Young to T. Owens	79t	NYG	11/30/98
S. Bono to J. Taylor	78	at LA Rams	11/25/91
J. Montana to F. Solomon	77t	Dal.	12/19/83
S. Young to J. Rice	73t	at NYG	9/2/91

MOST PASSING YARDS

NAME	ATT	CMP	YDS	OPPONENT	DATE
Montana, Joe	42	30	458	at LA Rams	12/11/89
Montana, Joe	60	33	441	at Was.	11/17/86
Young, Steve	49	30	425	Min.	12/18/95
Grbac, Elvis	41	31	382	at Mia.	11/20/95
Montana, Joe	40	24	381	Was.	9/10/84
Garcia, Jeff	34	26	373	at Atl.	1/3/00
Young, Steve	44	27	348	at Det.	9/25/95
Kaepernick, Colin	36	22	343	at StL	10/13/14
Young, Steve	32	21	338	Chi.	12/23/91
Montana, Joe	36	26	328	LA Rams	12/9/85
Young, Steve	32	19	308	LA Raiders	9/5/94
Bono, Steve	33	18	306	at LA Rams	11/25/91
Young, Steve	32	21	303	at Was.	9/14/98



49ERS MONDAY NIGHT CAREER RECORDS

SCORING

NAME	R	P	RT	2PT	PAT	FG	TOT
Rice, Jerry	2	30	—	1	—	—	194
Cofer, Mike	—	—	—	—	52	18/32	106
Wersching, Ray	—	—	—	—	32	13/17	71
Owens, Terrell	—	11	—	—	—	—	66
Jones, Brent	—	10	—	—	—	—	60
Taylor, John	—	9	1	—	—	—	60
Young, Steve	9	—	—	—	—	—	54
Wilkins, Jeff	—	—	—	—	14	11/11	47
Gore, Frank	5	1	—	—	—	—	36
Kirby, Terry	5	1	—	—	—	—	36

PASSING YARDS

NAME	G	ATT	CMP	YDS	PCT	TD	INT	LG
Young, Steve	25	585	377	4,608	64.4	42	12	79t
Montana, Joe	18	600	357	4,482	59.5	33	15	95t
Kaepernick, Colin	6	129	83	1,183	64.3	9	0	80t
Smith, Alex	6	176	105	1,078	59.7	7	4	47t
Garcia, Jeff	6	143	94	1,044	65.7	7	2	62
Grbac, Elvis	5	118	79	829	66.9	7	4	47t

RUSHING YARDS

NAME	G	ATT	YDS	AVG	LG	TD
Hearst, Garrison	10	199	1,055	5.3	70t	5
Gore, Frank	12	205	921	4.5	36	5
Craig, Roger	17	239	817	3.4	25	1
Young, Steve	23	106	663	6.3	26t	9
Watters, Ricky	8	99	498	5.0	43	2
Tyler, Wendell	6	77	389	5.1	36	1
Jackson, Wilbur	6	99	357	3.6	64	0
Barlow, Kevan	5	42	333	7.9	78t	2
Williams, Delvin	5	72	304	4.2	30	0

RECEPTIONS

NAME	G	NO	YDS	AVG	LG	TD
Rice, Jerry	38	211	3,377	16.0	80t	30
Craig, Roger	17	78	654	8.4	33	4
Owens, Terrell	15	70	971	13.9	79t	11
Jones, Brent	22	66	846	12.8	41	6
Taylor, John	16	64	1,096	17.1	95t	8
Stokes, J.J.	14	49	597	12.2	47	1
Rathman, Tom	13	40	343	8.6	21	0

INTERCEPTIONS

NAME	G	NO	YDS	AVG	LG	TD
Hanks, Merton	22	7	143	20.4	67t	1
Lott, Ronnie	4	5	63	12.6	26	0
McDonald, Tim	21	4	46	11.5	21	0
Griffin, Don	8	4	25	6.3	23	0
Brown, Tarell	9	3	6	2.0	5	0
Goldson, Dashon	7	3	24	8.0	21	0
Williamson, Carlton	3	3	109	36.3	82	0
Wright, Eric	3	3	85	28.3	48t	1

PUNT RETURN YARDS

NAME	G	NO	YDS	AVG	LG	FC	TD
Taylor, John	12	31	386	12.5	95t	12	1
McLemore, Dana	7	19	310	16.3	83t	10	3
Carter, Dexter	11	27	293	10.9	78t	15	1
Ginn Jr., Ted	4	11	132	12.0	42	3	0
Levy, Chuck	5	5	101	20.2	73t	1	1
McQuarters, R.W.	5	11	98	8.9	26	1	0

TOTAL YARDS FROM SCRIMMAGE

NAME	TOTAL YARDS	RUSH	REC
Rice, Jerry	3,463	86	3,377
Craig, Roger	1,471	817	654
Hearst, Garrison	1,203	1,055	148
Taylor, John	1,153	5	1,148
Gore, Frank	1,041	921	120
Jones, Brent	1,011	0	1,011
Owens, Terrell	977	4	973
Watters, Ricky	689	498	191

PUNTING AVERAGE

NAME	G	NO	YDS	AVG	LG	BLKD
Lee, Andy	12	54	2,554	47.3	63	0
Pinoia, Bradley	4	16	718	44.9	52	0
Stanley, Chad	3	17	694	40.8	52	0
Thompson, Tommy	9	33	1,339	40.6	54	1
Wittum, Tom	7	42	1,689	40.2	52	0
Wilmsmeyer, Klaus	8	22	882	40.1	61	0

KICKOFF RETURN YARDS

NAME	G	NO	YDS	AVG	LG	TD
Carter, Dexter	16	43	1,038	24.1	60	0
Washington, Vic	3	8	226	28.3	57	0
Hofer, Paul	4	10	223	22.3	48	0
Levy, Chuck	5	11	214	19.5	31	0
Hicks, Maurice	2	8	191	23.9	33	0
Rossum, Allen	1	4	186	46.5	104t	1
Monroe, Carl	5	10	174	17.4	45	0
Ginn Jr., Ted	4	7	168	24.0	41	0
Williams, Jimmy	2	8	162	20.3	33	0
Flagler, Terrence	3	8	161	20.1	40	0
Tillman, Spencer	3	7	157	22.4	60	0



49ERS OFFENSIVE AND DEFENSIVE RANKINGS

Year	OFFENSE			DEFENSE		
	Total	Rush	Pass	Total	Rush	Pass
1970	321.6 (2)	112.9 (17)	208.8 (1)	283.7 (13)	128.5 (18)	155.2 (9)
1971	336.1 (3)	152.1 (9)	184.1 (4)	262.8 (6)	119.1 (9)	143.6 (7)
1972	310.8 (8)	115.4 (21)	195.4 (2)	287.6 (14)	131.9 (13)	155.6 (15)
1973	301.7 (8)	124.5 (21)	177.2 (4)	309.2 (20)	140.2 (10)	169.0 (22)
1974	284.9 (14)	141.5 (11)	143.4 (19)	283.1 (12)	145.2 (18)	137.9 (6)
1975	297.0 (16)	114.1 (25)	182.9 (5)	287.6 (10)	130.6 (9)	156.9 (11)
1976	291.8 (18)	174.8 (5)	117.0 (23)	254.4 (2)	127.6 (5)	126.9 (4)
1977	256.7 (22)	149.0 (10)	107.7 (25)	246.9 (3)	133.5 (12)	113.4 (4)
1978	252.9 (27)	130.7 (21)	122.3 (25)	314.0 (21)	147.8 (17)	166.2 (18)
1979	348.3 (6)	120.8 (20)	227.6 (3)	337.1 (20)	138.3 (15)	198.8 (24)
1980	332.5 (12)	108.9 (24)	223.6 (5)	373.1 (27)	138.6 (23)	234.4 (27)
1981	342.8 (13)	121.3 (19)	221.4 (7)	297.7 (2)	119.9 (12)	177.8 (3)
1982	360.2 (3)	82.2 (28)	278.0 (2)	337.2 (21)	133.2 (21)	204.0 (16)
1983	378.4 (4)	141.1 (8)	237.3 (5)	324.3 (10)	121.0 (9)	203.3 (15)
1984	397.9 (2)	154.1 (3)	243.8 (4)	323.5 (10)	112.2 (7)	211.3 (17)
1985	370.0 (2)	139.5 (10)	230.5 (5)	324.4 (14)	105.2 (7)	219.2 (21)
1986	380.1 (3)	124.1 (10)	256.0 (2)	305.0 (6)	97.2 (3)	207.8 (17)
1987	399.1 (1)	149.1 (1)	250.0 (2)	273.0 (1)	107.4 (5)	165.6 (1)
1988	368.8 (2)	157.7 (2)	211.1 (10)	285.9 (3)	99.2 (3)	186.7 (8)
1989	391.8 (1)	122.9 (10)	268.9 (2)	288.6 (4)	86.4 (3)	202.2 (11)
1990	368.4 (2)	107.4 (18)	261.1 (2)	267.1 (3)	78.6 (2)	188.4 (12)
1991	366.1 (3)	116.3 (11)	249.8 (2)	284.6 (6)	94.5 (5)	190.1 (11)
1992	387.2 (1)	144.7 (3)	242.5 (3)	299.2 (15)	88.6 (4)	210.6 (26)
1993	402.2 (1)	133.3 (3)	268.9 (2)	312.3 (15)	112.5 (16)	199.8 (16)
1994	378.8 (2)	118.6 (6)	260.2 (4)	302.4 (8)	83.6 (2)	218.8 (17)
1995	380.4 (2)	92.4 (23)	288.0 (1)	274.9 (1)	66.3 (1)	208.6 (11)
1996	344.1 (6)	115.4 (10)	228.7 (7)	291.3 (7)	93.6 (5)	197.8 (11)
1997	319.5 (12)	123.1 (8)	196.4 (18)	250.8 (1)	85.4 (2)	165.4 (2)
1998	425.0 (1)	159.0 (1)	266.0 (2)	333.9 (23)	100.6 (9)	233.3 (29)
1999	336.3 (10)	130.9 (1)	205.3 (21)	355.4 (28)	101.2 (15)	254.2 (31)
2000	377.5 (4)	112.6 (18)	264.9 (4)	356.8 (29)	112.1 (16)	244.7 (29)
2001	355.6 (4)	140.3 (2)	215.3 (14)	309.6 (13)	98.2 (9)	211.4 (19)
2002	356.3 (8)	140.3 (6)	216.1 (14)	322.4 (14)	103.2 (7)	219.1 (22)
2003	355.4 (5)	142.4 (5)	213.0 (10)	308.0 (13)	105.6 (9)	202.4 (17)
2004	286.6 (26)	90.6 (30)	196.0 (20)	342.6 (24)	124.7 (20)	217.9 (19)
2005	224.2 (32)	105.6 (17)	118.6 (32)	391.2 (32)	114.5 (18)	276.7 (32)
2006	303.8 (26)	135.8 (6)	168.0 (29)	344.2 (26)	121.0 (19)	223.2 (26)
2007	237.3 (32)	92.3 (27)	145.0 (32)	346.2 (25)	118.5 (22)	227.7 (22)
2008	311.1 (23)	99.9 (27)	211.2 (13)	326.0 (13)	106.8 (13t)	219.2 (20)
2009	290.8 (27)	100.0 (25)	190.8 (22)	326.4 (15)	97.0 (6)	229.4 (20)
2010	313.3 (24)	103.6 (19)	209.8 (18)	327.8 (13)	96.7 (6)	231.1 (24)
2011	310.9 (26)	127.8 (8)	183.1 (29)	308.2 (4)	77.3 (1)	230.9 (16)
2012	361.8 (11)	155.7 (4)	206.1 (23)	294.4 (3)	94.2 (4)	200.2 (4)
2013	323.8 (24)	137.6 (3)	186.2 (30)	316.9 (5)	95.9 (4)	221.0 (7)
2014	327.4 (20)	136.0 (4)	191.4 (30)	321.4 (5)	100.8 (7)	220.7 (5)
2015	303.8 (31)	96.5 (21)	207.3 (29)	387.4 (29)	126.3 (29)	261.2 (27)
2016	308.1 (31)	126.2 (4)	181.9 (32)	406.4 (32)	165.9 (32)	240.5 (14)
2017	349.2 (12)	103.9 (21)	245.3 (9)	351.6 (24)	116.3 (21t)	235.3 (22)
2018	360.6 (16)	118.9 (13)	241.7 (15)	346.6 (13)	113.4 (14t)	233.3 (11)
2019	381.1 (4)	144.1 (2)	237.0 (13)	281.8 (2)	112.6 (17)	169.2 (1)

49ERS OVERTIME GAMES (NATIONAL FOOTBALL LEAGUE - 1976-PRESENT)

October 31, 1976 – Cardinals 23, 49ers 20 (StL)
 December 5, 1976 – Chargers 13, 49ers 7 (SD)
 November 13, 1977 – 49ers 10, Saints 7 (NO)
 September 14, 1980 – 49ers 24, Cardinals 21 (SF)
 December 7, 1980 – 49ers 38, Saints 35 (SF)
 October 12, 1986 – Vikings 27, 49ers 24 (SF)
 October 19, 1986 – 49ers 10, Falcons 10 (ATL)
 October 9, 1988 – Broncos 16, 49ers 13 (SF)
 December 9, 1990 – 49ers 20, Bengals 17 (CIN)
 January 3, 1994 – Eagles 37, 49ers 34 (SF)
 October 14, 1996 – Packers 23, 49ers 20 (GB)
 November 10, 1996 – Cowboys 20, 49ers 17 (SF)
 November 24, 1996 – 49ers 19, Redskins 16 (WAS)
 September 6, 1998 – 49ers 36, Jets 30 (SF)
 December 6, 1998 – 49ers 31, Panthers 28 (CAR)
 December 26, 1999 – Redskins 26, 49ers 20 (SF)

October 8, 2000 – Raiders 34, 49ers 28 (SF)
 September 9, 2001 – 49ers 16, Falcons 13 (SF)
 October 14, 2001 – 49ers 37, Falcons 31 (ATL)
 October 28, 2001 – Bears 37, 49ers 31 (CHI)
 November 18, 2001 – 49ers 25, Panthers 22 (CAR)
 November 3, 2002 – 49ers 23, Raiders 20 (OAK)
 November 17, 2002 – Chargers 20, 49ers 17 (SD)
 September 14, 2003 – Rams 27, 49ers 24 (StL)
 October 26, 2003 – Cardinals 16, 49ers 13 (ARZ)
 December 21, 2003 – 49ers 31, Eagles 28 (PHI)
 October 10, 2004 – 49ers 31, Cardinals 28 (SF)
 December 12, 2004 – 49ers 31, Cardinals 28 (ARZ)
 January 1, 2006 – 49ers 20, Texans 17 (SF)
 December 31, 2006 – 49ers 26, Broncos 23 (DEN)
 November 25, 2007 – 49ers 37, Cardinals 31 (ARZ)
 September 14, 2008 – 49ers 33, Seahawks 30 (SEA)

November 14, 2010 – 49ers 23, Rams 20 (SF)
 September 18, 2011 – Cowboys 27, 49ers 24 (SF)
 January 22, 2012 – Giants 20, 49ers 17 (SF) (NFC–C)
 November 11, 2012 – 49ers 24, St. Louis 24 (SF)
 December 2, 2012 – Rams 16, 49ers 13 (StL)
 November 9, 2014 – 49ers 27, Saints 24 (NO)
 December 20, 2014 – Chargers 38, 49ers 35 (SF)
 December 6, 2015 – 49ers 26, Bears 20 (CHI)
 January 3, 2016 – 49ers 19, Rams 16 (SF)
 December 11, 2016 – Jets 23, 49ers 17 (SF)
 October 1, 2017 – Cardinals 18, 49ers 15 (ARZ)
 October 8, 2017 – Colts 26, 49ers 23 (IND)
 December 16, 2018 – 49ers 26, Seahawks 23 (SF)
 November 11, 2019 – Seahawks 27, 49ers 24 (SF)

49ERS OVERTIME RECORDS

Overall Record 23–21–2 (home – 9–11–1, road – 14–10–1)



49ERS OVERTIME GAME SUMMARIES

October 31, 1976

St. Louis 23, San Francisco 20

In the fourth quarter, St. Louis held a 14–13 lead after San Francisco missed an extra point on its previous scoring drive. San Francisco then took the lead 20–14 in the fourth when Delvin Williams scored his third touchdown of the day. With eight minutes left in the game, Cardinals quarterback Jim Hart connected with Mel Gray on a 77-yard touchdown pass for the 20–20 tie. The extra point was blocked and the two teams went into overtime. St. Louis won the overtime coin toss but was forced to punt. Tony Leonard fumbled the kick at the 43-yard line, which was recovered by the Cardinals. St. Louis then marched down field to set up Jim Bakken for the 21-yard field goal to lift the Cardinals to a 23–20 victory.

	1st	2nd	3rd	4th	OT	Final
49ers	0	13	0	7	0	20
Cardinals	7	0	7	6	3	23

December 5, 1976

San Diego 13, San Francisco 7

The 49ers and Chargers played to a scoreless tie in the first half. The defensive struggle continued into the second half and the score remained 0–0 at the end of the third quarter. On San Diego's first possession of the fourth quarter, Dan Fouts guided them on a 16-play, 80-yard scoring drive, capped by a Bo Matthews two-yard touchdown run. San Francisco answered on its next possession with a 64-yard scoring drive. Paul Hofer caught an eight-yard touchdown pass from Scott Bull to make the score 7–6. The extra point was blocked, but the Chargers Tom Graham was flagged for offsides. After the penalty was marked off, Steve Mike–Mayer connected to tie the game at seven with just over a minute left in regulation. San Diego won the overtime coin toss and elected to receive. The Chargers began their first possession on their own seven-yard line where Fouts guided them on a nine-play, 93-yard drive, which was capped by a Mercury Morris 13-yard touchdown run for the 13–7 win.

	1st	2nd	3rd	4th	OT	Final
49ers	0	0	0	7	0	7
Chargers	0	0	0	7	6	13

November 13, 1977

San Francisco 10, New Orleans 7

The 49ers got their first ever overtime victory at New Orleans. The Saints got on the board early in the first quarter on an eight-yard run by Tony Galbreath. The Saints appeared to grab a commanding lead at the end of the first half when Richard Mauti returned a Tom Wittum punt 65 yards for a touchdown 10 seconds before halftime. But a New Orleans clipping penalty nullified the score. The 49ers tied it up in the third quarter with a five-yard romp by Delvin Williams. Neither team would score again in regulation and the game went to overtime knotted at seven. The Saints won the overtime coin toss, but were unable to move the ball, giving it back to the 49ers. San Francisco started from its own 41-yard line and moved the ball down to the Saints 16, where Ray Wersching connected on a 33-yard game-winning field goal.

	1st	2nd	3rd	4th	OT	Final
49ers	0	0	7	0	3	10
Saints	7	0	0	0	0	7

September 14, 1980

San Francisco 24, St. Louis 21

San Francisco struck first on a 19-yard touchdown pass from Steve DeBerg to Paul Hofer in the second quarter. Cardinals quarterback Jim Hart quickly answered back with a 13-yard touchdown strike to Theotis Brown. The Cardinals pushed the lead to 14–7 with a Doug Marsh five-yard touchdown reception. After the 49ers tied the game at 14, St. Louis drove 75 yards in eight plays to take a 21–14 lead. With 1:51 left in regulation, the 49ers drove 80 yards and scored on a 26-yard touchdown run by Hofer, his second of the day. San Francisco won the overtime coin toss and took the ball 52 yards to the 16-yard line, where Ray Wersching kicked a 33-yard field goal for the 24–21 win.

	1st	2nd	3rd	4th	OT	Final
49ers	0	7	0	14	3	24
Cardinals	0	0	14	7	0	21

December 7, 1980

San Francisco 38, New Orleans 35

New Orleans jumped out to a 35–7 halftime lead behind touchdown passes of 33, 21 and 41 yards from Archie Manning. Less than five minutes into the third quarter, the 49ers went on an 88-yard, nine-play drive that culminated with a one-yard touchdown run by Joe Montana. Minutes later, Montana hooked up with Dwight Clark for a 71-yard touchdown pass to bring the 49ers within 14 points. After the San Francisco defense shut out New Orleans for the second straight quarter, they tied the game with 1:50 left in the fourth quarter with Lenvil Elliott's seven-yard touchdown jaunt, forcing overtime. New Orleans won the coin toss, but failed to pick up a first down on its first possession. San Francisco took the ball on its own 27 and marched 55 yards in 13 plays for the game-winning 36-yard field goal by Ray Wersching.

	1st	2nd	3rd	4th	OT	Final
49ers	0	7	14	14	3	38
Saints	14	21	0	0	0	35

October 12, 1986

Minnesota 27, San Francisco 24

With Joe Montana out, Jeff Kemp stepped in to lead San Francisco against a powerful Minnesota Vikings team. Minnesota struck first with a six-yard touchdown pass from Tommy Kramer to Anthony Carter. The 49ers answered back when Kemp hit Dwight Clark with a 45-yard strike to tie the game. With 1:14 left in the first quarter, the Vikings Issiac Holt recovered a blocked punt in the end zone for a 14–7 lead. San Francisco took a 17–14 lead into halftime after a 39-yard Ray Wersching field goal and a 34-yard touchdown pass from Kemp to Jerry Rice. After the Vikings stalled on their first drive of the third quarter, Kemp led the 49ers on a six-play, 53-yard drive that ended with a 17-yard touchdown reception by Rice. Minnesota answered back with a 26-yard field goal by Chuck Nelson to cut the 49ers lead to 24–17. With 6:37 remaining in the fourth quarter, Kramer hit Anthony Carter with a 35-yard touchdown pass to tie the game. In overtime, Minnesota won the toss and went on a 58-yard drive. Nelson hit a 28-yard field goal for the 27–24 win.

	1st	2nd	3rd	4th	OT	Final
49ers	7	10	7	0	0	24
Vikings	14	0	3	7	3	27

October 19, 1986

Atlanta 10, San Francisco 10

San Francisco visited Atlanta for a battle with the division rival Falcons and took an early 7–0 lead on a Roger Craig one-yard romp. The Falcons responded with a punishing 17-play, 44-yard drive that resulted in a 47-yard field goal by Mick Luckhurst. San Francisco maintained its lead in the second quarter with a 53-yard, 13-play drive, which led to a 24-yard Ray Wersching field goal and a 10–3 lead. The defenses dominated the second half, holding the offenses scoreless for all of the third quarter and most of the fourth. With just over a minute remaining in regulation, the Falcons took advantage of great field position and scored on a 39-yard touchdown pass from Dave Archer to Sylvester Stamps to tie the game at 10. The Falcons won the overtime coin toss and elected to receive. After generating only one first down, the Falcons were forced to give up possession. The 49ers mirrored the Falcons on their first possession of overtime and punted with 6:42 remaining. Both teams had possession two more times in overtime, but could not produce a score as the game ended in a 10–10 tie.

	1st	2nd	3rd	4th	OT	Final
49ers	7	3	0	0	0	10
Falcons	3	0	0	7	0	10

October 9, 1988

Denver 16, San Francisco 13

Two of the best teams in the NFL faced off in an inter conference battle as the Denver Broncos visited Candlestick Park. The 49ers started the scoring with a 37-yard Mike Cofer field goal with 4:52 remaining in the first quarter. The Broncos answered early in the second with a 27-yard field goal by Rich Karlis to knot the game at three. With San Francisco's second possession of the second quarter, Joe Montana opened up the offense and led the 49ers 95 yards and capped it off with a six-yard quarterback sneak for a 10–3 lead at halftime. The only scoring in the third quarter came on Karlis' 27-yard field goal with five minutes remaining, cutting the 49ers lead to 10–6. Cofer quickly answered with a 27-yard field goal with one minute on the clock in the third quarter for the 13–6 lead. After an injury, John Elway returned to hit Vance Johnson with an eight-yard touchdown pass. Neither team could score in the final minutes of regulation and headed into overtime. On San Francisco's first possession, Andre Townsend sacked Montana, injuring his ribs. Steve Young took over, and on his first play threw an interception to Mark Haynes ending the threat. After a five-and-out drive by the Broncos, the 49ers took over on their own five-yard line. A second Young interception, deep in Broncos territory, helped set the stage for Karlis to connect on a 22-yard game-winning field goal.

	1st	2nd	3rd	4th	OT	Final
49ers	3	7	3	0	0	13
Broncos	0	3	3	7	3	16



December 9, 1990

San Francisco 20, Cincinnati 17

A capacity crowd filled Riverfront Stadium as the San Francisco 49ers invaded Cincinnati for a late-season battle. On the Bengals first possession, Boomer Esiason drove his team 70 yards for the game's opening score, a two-yard touchdown pass to Craig Taylor. San Francisco answered back on its next possession when Tom Rathman capped off a 73-yard drive with a one-yard plunge into the end zone for the 7-7 tie. Cincinnati came out strong in the second half. The Bengals scored on a Jim Breech field goal to open the third and break the tie. San Francisco enjoyed its first lead of the game after Harry Sydney scored on a three-yard run. With just over two minutes elapsed in the fourth quarter, Ickey Woods dove in from one yard out to regain the lead for Cincinnati, 17-14. The 49ers next drive stalled and they would not regain possession until only 4:11 remained in regulation. On the first play, Joe Montana hit Jerry Rice for a 29-yard strike and guided the team down to the Cincinnati six-yard line. Mike Cofer hit a 23-yard field goal with just over a minute remaining to send the game into overtime. San Francisco won its first coin toss in five overtime games and wasted no time driving 75 yards in 11 plays to set up Cofer's 23-yard game-winning field goal and the 20-17 victory.

	1st	2nd	3rd	4th	OT	Final
49ers	7	0	7	3	3	20
Bengals	7	0	3	7	0	17

January 3, 1994

Philadelphia 37, San Francisco 34

Turnovers and an ill-timed penalty marred the 49ers first overtime game in four years. The Philadelphia Eagles struck early and often, first on a 34-yard Roger Ruzek field goal five minutes into the game. On San Francisco's first possession, Steve Young was hit and fumbled the ball, which was recovered by Byron Evans who returned it 30 yards for a touchdown and a 10-0 lead. With Bubby Brister at the helm, the Eagles drove 76 yards in the opening minutes of the second quarter and connected with Calvin Williams for a 13-yard touchdown to push the lead to 17-3. Brister again guided Philadelphia to an eight-play, 64-yard touchdown scoring drive to take a commanding 21-point lead. The 49ers end zone drought ended with just less than two minutes remaining in the half when Young hit Jerry Rice for a three-yard touchdown that brought the score to 24-10 at halftime. San Francisco started the second half with a 60-yard kickoff return by Dexter Carter to give the 49ers the ball on Philadelphia's 38-yard line. Capping off a punishing 38-yard, nine-play drive, Ricky Watters ran 11 yards for the score. After a Philadelphia punt, John Taylor caught a 38-yard touchdown pass to tie the game at 24. Philadelphia took advantage of a Young injury by intercepting a Steve Bono pass. The Eagles worked quickly, moving 69 yards in just two plays to take a 31-24 lead. San Francisco gave Philadelphia good field position again with a fumble on its own 40, allowing the Eagles to increase their lead to 10 with a Ruzek 32-yard field goal in the third quarter. Set up by a Don Griffin interception, Bono drove the 49ers 42 yards and scored on a one-yard keeper that closed the gap to 34-31. After a Philadelphia punt, the Niners drove down and tied the game on a Cofer 29-yard field goal with 15 seconds left in regulation. San Francisco won the overtime coin toss and elected to receive, but failed to score on two overtime possessions. On Philadelphia's second possession of overtime, they drove to San Francisco's 20-yard line. With four seconds showing on the clock, the Eagles set up for a 38-yard field goal. Ruzek missed the field goal wide

right, but Merton Hanks was flagged for roughing the kicker. After a 10-yard penalty, Ruzek hit a 28-yarder with no time left on the clock for the 37-34 win.

	1st	2nd	3rd	4th	OT	Final
49ers	3	7	14	10	0	34
Eagles	10	14	10	0	3	37

October 14, 1996

Green Bay 23, San Francisco 20

With Steve Young out with a groin injury, Elvis Grbac led San Francisco against Brett Favre and the Green Bay Packers. After an unsuccessful first possession, the Packers scored on a 30-yard field goal by Chris Jacke with just over five minutes remaining in the first quarter for the 3-0 lead. They took a 6-0 lead on another Jacke 25-yard field goal. On San Francisco's second possession of the second quarter, Grbac led a six-play, 36-yard drive that resulted in a Jeff Wilkins 48-yard field goal. After a three-and-out series by the Packers, Jerry Rice caught a seven-yard touchdown from Grbac for a 10-6 lead. Aided by a Dana Stubblefield interception, Rice and Grbac put the 49ers up 17-6 at the half with a 13-yard touchdown pass. Green Bay trimmed the lead to 17-14 when Favre hit Don Beebe for a 59-yard touchdown and followed it with a two-point conversion toss to Edger Bennett. Chris Jacke hit a 35-yard field goal to tie the game at 17 with 3:24 left in regulation. San Francisco won the overtime coin toss but was forced to punt after going three-and-out. Green Bay received the ball on its own 44 and drove 21 yards to set up Jacke for a 53-yard field goal for the 23-20 victory.

	1st	2nd	3rd	4th	OT	Final
49ers	0	17	0	3	0	20
Packers	6	0	8	6	3	23

November 10, 1996

Dallas 20, San Francisco 17

The two most dominating teams in the NFL met in a mid-season battle for NFC supremacy as the Dallas Cowboys traveled to 3Com Park. The 49ers jumped out to a quick lead after a Jeff Wilkins 28-yard field goal. They extended their lead to 10-0 on a 29-yard touchdown strike from Steve Young to Iheanyi Uwaezuoke. Quiet for most of the first half, the Cowboys finally got on the board with a 72-yard scoring drive that ended on a Troy Aikman three-yard touchdown run, which cut the deficit to 10-7 at halftime. Defenses dominated in the third quarter with neither team allowing a score. Dallas ended the scoring drought with a Chris Boniol 26-yard field goal four seconds into the fourth quarter to tie the game at 10. With Young out in the second half after sustaining a concussion, Elvis Grbac led San Francisco on a nine-play, 68-yard scoring drive on its next possession. Terry Kirby struck it off with a 27-yard touchdown run. After Fred Strickland intercepted a Grbac pass at the 49ers 15-yard line, Troy Aikman hit Eric Bjornson for a six-yard touchdown pass, knotting the game at 17 and forcing overtime. The Cowboys won the overtime coin toss and wasted no time marching down the field. After 12 plays, Chris Boniol hit the game-winning 29-yard field goal for the 20-17 victory.

	1st	2nd	3rd	4th	OT	Final
49ers	10	0	0	7	0	17
Cowboys	0	7	0	10	3	20

November 24, 1996

San Francisco 19, Washington 16

In the 49ers second overtime game in November, and third of the season, the Washington Redskins hosted San Francisco for the first time in two years. In what would prove to be a game dominated by special teams, San Francisco struck first with a 20-yard field goal from Jeff Wilkins. Washington's Scott Blanton hit field goals from 19 and 48 yards out and Wilkins added another to knot the score at six going into halftime. The only score in the third quarter came on a Blanton field goal from 41 yards out to give Washington a 9-6 lead. San Francisco got on the board first in the fourth quarter with a Wilkins 44-yard field goal three minutes into the period. On the ensuing possession, Gus Ferotte drove the Redskins 78 yards, which culminated with a Jamie Asher 20-yard touchdown reception. The 49ers tied the game with 1:57 remaining in regulation on a one-yard run by William Floyd, forcing overtime. San Francisco won the coin toss and promptly went on a 48-yard scoring drive that was capped by a 38-yard field goal by Wilkins for the 19-16 win.

	1st	2nd	3rd	4th	OT	Final
49ers	3	3	0	10	3	19
Redskins	0	6	3	7	0	16

September 6, 1998

San Francisco 36, New York Jets 30

In the opening weekend of the 1998 season, fans were treated to one of the most exciting games and one of the most exciting plays in NFL history. After a fast-paced first half, the 49ers found themselves trailing 17-14 at halftime after Glen Foley hit Wayne Chrebet from six-yards out for the score with 32 seconds remaining in the second quarter. On its first possession in the second half, San Francisco evened the score at 17 with a 22-yard field goal by Wade Richey. On the following possession, Foley found Keyshawn Johnson for a 21-yard touchdown and a 24-17 lead. With just over three minutes remaining in the third quarter, Jerry Rice caught a 14-yard touchdown from Steve Young to bring the 49ers within one. The extra point was blocked and the score remained 24-23 heading into the fourth quarter. New York extended its lead to 27-23 after a John Hall 32-yard field goal. San Francisco took possession with 3:38 left in regulation and went on a 76-yard, five-play drive that was capped by a 38-yard touchdown pass from Young to J.J. Stokes, giving the 49ers the lead 30-27 with just over one minute remaining in regulation. New York then drove the ball to the 49ers 13-yard line, where John Hall tied the game at 30 with just three seconds on the clock. Both New York and San Francisco went three-and-out on their first possessions of overtime. The Jets moved to midfield on their second possession before being forced to punt, pinning the 49ers on their own four-yard line. With 11:09 remaining in overtime, on San Francisco's first play of its second possession, Young gave the ball to Garrison Hearst, who ran right and broke six tackles on his way to a 96-yard, game-winning touchdown run and the 36-30 victory.

	1st	2nd	3rd	4th	OT	Final
49ers	7	7	9	7	6	36
Jets	3	14	7	6	0	30



December 6, 1998

San Francisco 31, Carolina 28

San Francisco extended its winning streak to four games with an exciting, high-scoring match-up with the Carolina Panthers. After an explosive first half, the 49ers took a 21-7 lead going into halftime. San Francisco started the second half with a five-play drive, which covered 90 yards, including a Garrison Hearst 71-yard touchdown run. The drive gave the 49ers a commanding 28-7 lead. With just 52 seconds left in the third quarter, Steve Beuerlein connected with Anthony Johnson on a 38-yard touchdown pass to cut the deficit to 28-14. On their first possession of the fourth quarter, the Panthers drove 76 yards in five plays and scored on a Beuerlein-to-Raghib Ismail 40-yard touchdown pass. Minutes later, Carolina tied the game at 28 with a 10-yard run by Tshimanga Biakabutuka. Carolina won the overtime coin toss and elected to receive. The Panthers ran two unsuccessful plays, and Beuerlein fumbled on the third, giving San Francisco possession on Carolina's 30-yard line. The 49ers picked up 25 yards driving to the Panthers five, where Wade Richey hit a 23-yard field goal for the 31-28 win.

	1st	2nd	3rd	4th	OT	Final
49ers	7	14	7	0	3	31
Carolina	7	0	7	14	0	28

December 26, 1999

Washington 26, San Francisco 20

The Washington Redskins visited 3Com Park and battled the San Francisco 49ers to their second overtime game in the last three meetings. San Francisco struck first with an 80-yard drive in 13 plays, capped off with a Charlie Garner four-yard touchdown run and a 7-0 lead. Early in the second quarter, Washington answered back with an 80-yard drive of its own, ending with a Brad Johnson-to-Michael Westbrook 65-yard touchdown strike. With a pair of Wade Richey field goals, San Francisco went into halftime with a 13-7 lead. Washington cut the deficit to three after Brett Conway nailed a 47-yard field goal in the third quarter. The 49ers extended their lead to 20-10 with a 78-yard scoring drive that ended on a five-yard touchdown pass from Jeff Garcia to J.J. Stokes. At the beginning of the fourth quarter, Conway connected on a 34-yard field goal to bring the Redskins within seven. Washington then struck again with 3:30 left in the game when Brad Johnson plunged in from one-yard to tie the game at 20. San Francisco threatened with just over one minute to go, driving to the Redskins 22-yard line before fumbling, which Washington recovered to force overtime. Washington won the overtime coin toss and promptly moved the ball to the San Francisco 33-yard line in three plays. On first down, Johnson hit Larry Centers for a 33-yard touchdown pass and the 26-20 win.

	1st	2nd	3rd	4th	OT	Final
49ers	7	6	7	0	0	20
Redskins	0	7	3	10	6	26

October 8, 2000

Oakland 34, San Francisco 28

In a game for the ages, the 49ers fell in overtime to the visitors from across the Bay, the Oakland Raiders. The Raiders jumped out to the early 6-0 lead on two Sebastian Janikowski field goals. The 49ers answered back, scoring 14 unanswered points to close out the first half. The Raiders dominated the third quarter, holding onto the ball for more than 11 minutes and scoring two touchdowns. After another score by the Raiders to start the fourth, the 49ers started their comeback. After a Jeff Garcia-to-Terrell Owens scor-

ing toss and another score on a nine-yard touchdown run by Charlie Garner, San Francisco tied the game at 28. On their next possession, the Raiders drove down to San Francisco's 23-yard line, but on fourth-and-10, Janikowski missed a 41-yard field goal wide left. The 49ers, with a chance to win the game, took possession and moved the ball down to the Oakland 29-yard line. On fourth-and-one, the Raiders defense stiffened and stopped a leaping Charlie Garner for no gain. The Raiders took over on downs, but couldn't get their offense going and were forced to punt back to the 49ers, who ran out the clock and forced the game into overtime. The Raiders won the toss and marched down to the 49ers 25-yard line. Janikowski came on to attempt the game-winning field goal, but missed wide right, his second missed field goal of the day. The 49ers took over and drove all the way to the Raiders 11-yard line. On first down, Wade Richey attempted the game-winning field goal, but was blocked and possession went back to the Raiders. Following two pass completions and a pass interference call on the 49ers, the Raiders finally put the game away with a 31-yard scoring toss from Rich Gannon to Tim Brown for the win.

	1st	2nd	3rd	4th	OT	Final
49ers	0	14	0	14	0	28
Raiders	3	3	15	7	6	34

September 9, 2001

San Francisco 16, Atlanta 13

The 49ers began the 2001 regular season in an exciting fashion, defeating the visiting Atlanta Falcons 16-13 in overtime. The 49ers trailed by seven points at halftime and began the fourth quarter with a 10-point deficit. A J.J. Stokes touchdown reception narrowed the gap before Jose Cortez's field goal attempt tied the game at 13 with 11 seconds remaining in regulation. The 49ers won the coin toss in overtime and elected to receive. On the drive the 49ers faced a third-and-five when Jeff Garcia rifled a pass to Tai Streets, who raced 53 yards to the Falcons 23-yard line. Three plays later, Cortez nailed a 24-yard field goal to lift the 49ers to victory.

	1st	2nd	3rd	4th	OT	Final
49ers	0	3	0	10	3	16
Falcons	7	3	3	0	0	13

October 14, 2001

San Francisco 37, Atlanta 31

The 49ers had their second overtime game of the 2001 season against the Falcons, sweeping Atlanta in the season series by winning 37-31. The 49ers rallied back from deficits of 20-7 at the half and 31-17 in the fourth quarter. The Falcons went up 14-0 early in the game. The 49ers put their first points of the game on the board in the second quarter when Jeff Garcia scored on a seven-yard run. The Falcons answered back with two field goals and went up 20-7 at halftime. Terrell Owens, who did not catch a pass in the first half, roared back to catch nine passes for 183 yards and a career-high three touchdowns. After a 49ers touchdown, at the hands of Kevan Barlow, and a touchdown by the Falcons, the 49ers were down 31-24 with just 2:22 remaining in the game. Garcia led the team on a 10-play, 72-yard drive when he hooked up with Owens from 17 yards out to tie the game at 31 with just 21 seconds remaining. The 49ers won the toss in overtime and drove to the Falcons 14-yard line. A mishandled snap between Garcia and Dave Fiore, who was filling in at center for an injured Jeremy Newberry, was recovered by the Falcons and their offense took over. The 49ers defense rose to the challenge, forcing Atlanta into a three-and-out possession. After the punt, San

Francisco began at its own 33-yard line. After picking up one first down, Garcia faced third-and-five when he connected with Owens, who raced 52 yards for his third touchdown and the 37-31 overtime victory.

	1st	2nd	3rd	4th	OT	Final
49ers	0	7	10	14	6	37
Falcons	14	6	0	11	0	31

October 28, 2001

Chicago 37, San Francisco 31

The 49ers had their second consecutive overtime game and their third of the 2001 season as they dropped a 37-31 decision to the Chicago Bears. San Francisco went up early in the first quarter after Bryant Young forced a fumble, which Julian Peterson scooped up and returned 26 yards for the touchdown. The 49ers struck again when Jeff Garcia hooked up with Justin Swift for a one-yard touchdown and the 14-0 lead. The Bears answered back with a safety and a touchdown, making the score 14-9 at the half. In the third quarter, the 49ers struck first when Garrison Hearst scored his first touchdown since 12-14-98 on a 60-yard bomb from Garcia. The Bears offense then took over and drove down to the 49ers 10-yard line where Zack Bronson intercepted a Shane Matthews pass and returned it a team-record 97 yards for the touchdown. After a Chicago touchdown and a 49ers field goal, the score was 31-16 early in the fourth quarter. The Bears then racked up 15 unanswered points on two touchdown drives to tie the game at 31 and send it into overtime. The 49ers won the coin toss and the offense took over. On the first play from scrimmage, Garcia was intercepted by Mike Brown, who raced 33 yards for the touchdown and the 37-31 victory for Chicago.

	1st	2nd	3rd	4th	OT	Final
49ers	14	0	14	3	0	31
Bears	0	9	7	15	6	37

November 18, 2001

San Francisco 25, Carolina 22

In their fourth overtime game of the season, setting a new team record, the 49ers pulled out an exciting 25-22 victory over the Carolina Panthers. The game was a see-saw battle with each team going back and forth until the fourth quarter. The Panthers went ahead late in the fourth quarter after a Jeff Garcia interception. Wesley Walls scored on a 24-yard pass, but the two-point conversion failed, leaving the Panthers with a slim 19-14 lead. On the next 49ers drive, Garcia was intercepted again, this time deep in 49ers territory. The San Francisco defense held Carolina to only a field goal and the 49ers were down 22-14 with just 1:52 remaining in the game. Garcia started the offense on its own 34-yard line and began the two-minute drill. The 49ers moved down the field to the Panthers seven-yard line, where Garcia threw a fade route to Terrell Owens, who snatched it out of the air with one second remaining on the clock to cut the score to 22-20. Garcia then found Eric Johnson in the end zone for the two-point conversion to send the game into overtime. San Francisco won the coin toss and started its drive at its own 26-yard line. Garcia completed three-of-four passes for 27 yards, while Garrison Hearst rushed twice for 34 yards to bring the 49ers down to Carolina's nine-yard line. Jose Cortez came on for the game-winning field goal from 26 yards out, splitting the uprights to give the 49ers the 25-22 overtime victory.

	1st	2nd	3rd	4th	OT	Final
49ers	0	7	7	8	3	25
Panthers	7	3	3	9	0	22



November 3, 2002
San Francisco 23, Oakland 20

The 49ers visited the Oakland Raiders and turned in an exciting performance. Tied at 13 entering the fourth quarter, the game see-sawed back and forth before heading into overtime. San Francisco scored first in the fourth quarter when Jeff Garcia connected with Tai Streets for a three-yard touchdown to take the lead at 20-13. Oakland answered after the ensuing kickoff went out of bounds and the Raiders got the ball at their own 40-yard line. Oakland converted a crucial fourth-and-three play to maintain possession and ended the drive with a 10-yard touchdown run by Charlie Garner with just over six minutes remaining. The 49ers then ate up the clock with an impressive 13-play drive into scoring position, where Jose Cortez missed a 27-yard field goal at the end of regulation to send the game into overtime. The 49ers won the toss and launched a 17-yard drive. It was there that Cortez lined up for the game-winning 23-yard field goal that sailed through the uprights.

	1st	2nd	3rd	4th	OT	Final
49ers	10	0	3	7	3	23
Raiders	7	6	0	7	0	20

November 17, 2002
San Diego 20, San Francisco 17

In their second overtime game in three weeks, the 49ers dropped a close one to the San Diego Chargers. San Francisco took the early lead, leading 17-7 at the start of the fourth quarter. However the Chargers reeled off 10 unanswered points in the final period to tie the game at 17 to send it into overtime. In overtime, the Chargers won the toss and returned the opening kickoff 39 yards. But the drive stalled there and San Diego was forced to punt. On the ensuing 49ers possession, the offense drove down the field to the San Diego 23-yard line where Jose Cortez's game-winning field goal sailed wide right. The Chargers took over and promptly drive down the field in nine plays where Steve Christie nailed the 40-yard game-winning field goal.

	1st	2nd	3rd	4th	OT	Final
49ers	0	7	10	0	0	17
Chargers	7	0	0	10	3	20

September 14, 2003
St. Louis 27, San Francisco 24

In an early-season division battle, the St. Louis Rams prevailed over the 49ers in overtime in a back and forth battle. The Rams went ahead late in the fourth quarter, 24-17, with 3:20 remaining. Undaunted, Jeff Garcia calmly led his team down the field for the game-tying 13-yard touchdown pass to Terrell Owens with 19 seconds remaining in regulation. The 49ers recovered a fumble on the ensuing kickoff and had the ball at midfield. After an incomplete pass, Garcia connected with Cedrick Wilson on a 29-yard pass on second down with nine seconds remaining. Instead of falling to the ground and taking a timeout, Wilson kept running and was tackled as time ran out and the game headed into overtime. The Rams won the toss and received the kickoff, which they returned to their 48-yard line. After a one-yard run by Marshall Faulk, the 49ers were penalized 15 yards for a face mask penalty. Marc Bulger then completed two straight passes which brought St. Louis to the 49ers 10-yard line. Jeff Wilkins then came on and hit the winning 28-yard field goal.

	1st	2nd	3rd	4th	OT	Final
49ers	7	3	7	7	0	24
Rams	7	0	7	10	3	27

October 26, 2003
Arizona 16, San Francisco 13

In another division battle, the 49ers had their second overtime game of the season, this time at Arizona. The field goal kicking was the story of this game as the 49ers missed both field goal attempts and made only 1-of-2 PATs and the Cardinals made only 3-of-6 field goal attempts. The Cardinals had the lead 13-6 in the fourth quarter when the 49ers tied the game on one of the most improbable touchdowns in team history. Jeff Garcia fumbled at the one-yard line and the ball was recovered by offensive lineman Kwame Harris, who scored his first career touchdown. The game was tied at 13 with 2:25 left to play. The Cardinals had another shot to get into scoring position, but were forced to punt and gave the 49ers one more shot for the victory with almost six minutes remaining in regulation. San Francisco then launched a drive that put the offense at the Arizona 16-yard line. But Owen Pochman missed the potential game-winning field goal, his second missed field goal of the day, this time from 35 yards out. This breathed new life into Arizona, who drove down to the San Francisco 32-yard line. With five seconds remaining in regulation, Tim Duncan attempted the game-winning 50-yard field goal, which was short, and the game headed to overtime. In overtime, the Cardinals won the toss and drove down to the 49ers 22-yard line in eight plays. Duncan set up for another chance at a game-winning field goal, this one from 39 yards out. The kick sailed through the uprights and the Cardinals notched the 16-13 victory.

	1st	2nd	3rd	4th	OT	Final
49ers	6	0	0	7	0	13
Cardinals	7	3	3	3	3	16

December 21, 2003
San Francisco 31, Philadelphia 28

The 49ers recorded their first overtime win of the season and also their first road win of 2003 with a 31-28 victory over Philadelphia. The two teams traded points back and forth heading into the final quarter. The 49ers kicked a 25-yard field goal on the first play of the fourth quarter to cut Philadelphia's lead to 21-20. On San Francisco's next possession, Kevan Barlow ran for 26 of his career-high 154 total yards and scored from one-yard out to give the 49ers a 26-21 lead. The two-point conversion attempt was successful and the 49ers had a seven-point lead with five minutes remaining in the game. The Eagles answered with a 10-play drive, adding seven points to tie the game on a Todd Pinkston touchdown grab with a little over a minute remaining in regulation. Philadelphia won the overtime coin toss and started its drive at its own 21-yard line. On the first play in the extra period, Tony Parrish, who notched an interception on the game's first drive, intercepted another pass and ran it back to the Eagles four-yard line. Todd Peterson then came out and nailed the 22-yard game-winning field goal.

	1st	2nd	3rd	4th	OT	Final
49ers	7	7	3	11	3	31
Eagles	0	14	7	7	0	28

October 10, 2004
San Francisco 31, Arizona 28

QB Tim Rattay joined an elite group of quarterbacks who have led the 49ers to come from behind victories in a 31-28 overtime victory against the visiting Arizona Cardinals at Monster Park. Rattay coolly directed two late fourth-quarter scoring drives that sent the game into overtime after trailing by 16 points with 8:19 remaining. In overtime, Rattay again led the team

downfield and buoyed by a roughing the passer penalty, put them into scoring position where K Todd Peterson banged home the game-winning 32-yard field goal. Rattay finished the game with a career-high 417 yards passing and a quarterback rating of 99.8. He was an impressive 14 of 20 for 115 yards and two touchdowns in the fourth quarter. He also broke QB Joe Montana's team record by completing 38 passes. Montana held the previous mark of 37. Rattay's favorite target on the day was TE Eric Johnson who hauled in a career-high 13 receptions for 162 yards and one touchdown. Johnson caught a six-yard touchdown from Rattay with 4:35 remaining in the game that pulled the 49ers within 10 points. Rattay ran in the two-point conversion and suddenly the 49ers were within eight points. Now they needed a stop and the defense was up to the task, forcing a Cardinals punt. Taking over at the 49ers 28-yard line, Rattay started off with a nine-yard pass to WR Curtis Conway, then scampered 15 more yards before hitting Conway on a 14-yard pass to get the 49ers to the Cardinals 23. From there Rattay found WR Brandon Lloyd in the corner of the end zone and the 49ers were within two points. Lloyd then slipped in front of the defender and caught Rattay's two-point offering sending the game into overtime. The 49ers won the overtime coin toss and never relinquished the ball. A roughing the passer penalty on Arizona's DT Darnell Dockett helped the 49ers cause and Rattay took advantage as he quickly moved the team into scoring position where Peterson knocked home the game-winner.

	1st	2nd	3rd	4th	OT	Final
49ers	0	6	6	16	3	31
Cardinals	0	14	0	14	0	28

December 12, 2004
San Francisco 31, Arizona 28

First-year RB Maurice Hicks earned the game ball after an inspiring 139-yard performance on 34 attempts. He and QB Ken Dorsey carried the 49ers to their second victory of the season, a 31-28 overtime victory in Arizona. San Francisco did have to work for the win, despite taking a 28-3 lead in the third quarter. The Cardinals staged a furious rally and almost answered the 49ers overtime win earlier in the season at Monster Park. But some key plays from the defense and the legs of Hicks proved the difference of the day. Hicks, making his first career NFL start, had four carries for 42 yards in overtime including a significant 17-yard gain that set-up K Todd Peterson's game-winning field goal. Facing 2nd and 3 from the Cardinals 30-yard line, Hicks took the handoff from Dorsey, cut off the tackle to his right and raced downfield before he was knocked out of bounds at the 13. Dorsey finished the game completing 18 of 34 passes for 191 yards and three scores for a passer rating of 99.0. Starting for the injured QB Tim Rattay, Dorsey threw his first career touchdown to WR Brandon Lloyd for the first score of the day. He then connected twice with WR Cedrick Wilson for scores as Wilson led the receiving efforts with five receptions for 83 yards and two scores, including a 19-yard catch to keep the 49ers game-winning drive alive. Dorsey was sacked just once in his 34 passing attempts behind an offensive line that played its best game of the year.

	1st	2nd	3rd	4th	OT	Final
49ers	7	14	7	0	3	31
Cardinals	0	3	7	18	0	28



January 1, 2006

San Francisco 20, Houston 17

The San Francisco 49ers rallied from a 10–0 first quarter deficit for a 20–17 overtime victory over the Houston Texans to close out the 2005 campaign with two consecutive wins for a 4–12 record. The 49ers dominated the line of scrimmage, gaining 182 yards on the ground and controlling the clock for 44:03. The 49ers used a combination of RB Frank Gore (108 yards) and RB Maurice Hicks (64 yards) to take control on the ground. S Mike Adams was the star of the game on defense after finishing with two interceptions, one that was returned for a touchdown and the other that led to the game-winning field goal in overtime. QB Alex Smith helped lead the 49ers to a touchdown at the end of the first half by converting a key third-and-13 situation with a 14-yard strike to WR Brandon Lloyd and then three plays later threw his first NFL touchdown pass when he rolled to his right and found Lloyd in the back of the end zone for a 14-yard score. The 49ers took the second half kick and went on a 14-play, 56-yard drive that ended with a 42-yard field goal by Nedney to tie the game at 10–10. Houston responded when Banks fired a 31-yard pass to WR Corey Bradford to get into San Francisco territory followed by a 25-yard touchdown pass to Bradford to retake the lead at 17–10. Adams, who made his first NFL start at cornerback, intercepted QB Tony Banks at the end of the third quarter and returned it 40 yards for a touchdown to tie the game at 17–17. Then in overtime, Banks went deep but Adams intercepted the pass and alertly lateraled to S Ben Emanuel, who ran 35 yards to the Houston 21-yard line. After two short runs, PK Joe Nedney nailed a 33-yard field goal to give the 49ers the 20–17 victory.

	1st	2nd	3rd	4th	OT	Final
49ers	0	7	10	0	3	20
Texans	10	0	7	0	0	17

December 31, 2006

San Francisco 26, Denver 23

The San Francisco 49ers overcame a 13–0 deficit to pull out a 26–23 win over the Denver Broncos at Invesco Field at Mile High. The 49ers played the role of spoilers when the victory knocked the Broncos out of the playoffs. The 49ers come-from-behind win was led by three outstanding individual efforts: RB Frank Gore gained 153 rushing yards, PK Joe Nedney kicked four field goals along with the game winner in overtime, and CB Walt Harris snagged two interceptions, including a 28-yard touchdown return in the third quarter. WR Bryan Gilmore had two key plays in overtime to advance the 49ers into field goal range for the game winning kick. During the first half, strong 49ers goal-line defense helped limit Denver to a pair of field goals on drives that were stopped when the Broncos were in first-and-goal situations. The 49ers defense again held Denver to a field goal in the third quarter when the Broncos had a first-and-goal inside the five-yard line. Denver went ahead 13–0 in the second quarter when CB Champ Bailey took a deflected theft 70 yards into the end zone. Nedney booted a 46-yard field goal to put the score at 13–3 in Denver's favor at the end of the half. San Francisco rallied in the second half, converting its first series into a 12-play, 76-yard touchdown drive. FB Moran Norris caught a short pass from Smith and weaved in and out of traffic for a 32-yard touchdown. The 49ers took the lead on the ensuing drive when Harris picked off QB Jay Cutler and went 28 yards untouched for a touchdown that gave the 49ers a 17–13 lead. Denver responded with a field goal on the next series, but the 49ers added two field goals in the

fourth quarter for a 23–16 advantage with 6:14 to play in regulation. Cutler completed a nine-yard touchdown pass to TE Tony Scheffler to tie the game at 23–23 and send it into overtime. Denver won the coin toss, but was forced to punt on two drives before a 12-yard return by PR Brandon Williams allowed the 49ers to start their game-winning drive at their own 39-yard line. Gilmore gained 20 yards on an end route and then caught a 14-yard pass from QB Alex Smith for a first down at the Denver 25-yard line. Two plays later, Nedney kicked a 36-yard field goal to give San Francisco the win.

	1st	2nd	3rd	4th	OT	Final
49ers	0	3	14	6	3	26
Broncos	3	10	3	7	0	23

November 25, 2007

San Francisco 37, Arizona 31

The San Francisco 49ers completed a series sweep of the Arizona Cardinals with a 37–31 overtime victory to snap an eight-game losing streak at the University of Phoenix Stadium. DE Ron Fields forced QB Kurt Warner to fumble on a sack in the end zone, and LB Tully Banta-Cain recovered the ball for a touchdown in overtime to seal the win. The play was set up after PK Neil Rackers missed a 32-yard field goal in overtime. Rackers was successful on a field goal from the San Francisco nine-yard line, but the Cardinals were penalized for a delay of game penalty, moving the ball back to the 14-yard line where Rackers was wide to the left. A 59-yard punt by P Andy Lee followed by an Arizona penalty forced the Cardinals to begin their next drive at the three-yard line, setting up the 49ers defensive touchdown to get the win. RB Frank Gore went over the 100-yard mark for the first time in 2007, finishing with 116 yards and two touchdowns, including a 35-yard touchdown run with 1:25 to play to give the 49ers a 31–28 lead. Warner completed five passes on the ensuing drive to get Arizona to the one-yard line with six seconds to play. CB Donald Strickland broke up a pass in the end zone to force Arizona to settle for a 19-yard field goal as time expired in regulation. In overtime, Warner completed a short pass to WR Sean Morey, who raced down the sidelines for a 62-yard gain before LP Patrick Willis caught up with him to make a game-saving tackle at the 14-yard line. That set up Rackers game-winning field goal attempt. The 49ers had three first half turnovers with two CB Walt Harris interceptions and a strip by CB Nate Clements to lead to 14 points. San Francisco had a 17–7 lead and appeared to be in position to take a 17–14 halftime lead after Harris' second interception gave the 49ers a first down at their own 41-yard line. QB Trent Dilfer moved the team inside Arizona territory to the 37-yard line with 11 seconds to go to set up a field goal attempt. PK Joe Nedney attempted a 55-yard field goal that went wide, leaving six seconds on the board for the Cardinals. Warner completed a short pass to the sideline and then with two seconds left completed a 48-yard Hail Mary pass to WR Larry Fitzgerald for a touchdown and a 21–17 halftime lead. A 57-yard touchdown pass from Dilfer to WR Arnaz Battle in the third quarter pushed the 49ers back in front, 24–21, heading into the final quarter. Cardinals backup QB Tim Rattay completed a two-yard touchdown on a fourth-down play midway in the fourth quarter to take a 28–24 lead. Gore's 35-yard touchdown with 1:25 recaptured the lead for San Francisco, but Rackers last second field goal sent the game to overtime.

	1st	2nd	3rd	4th	OT	Final
49ers	7	10	7	7	6	37
Cardinals	7	14	0	10	0	31

September 14, 2008

San Francisco 33, Seattle 30

The San Francisco 49ers overcame a 14-point first quarter deficit to win 33–30 in overtime after PK Joe Nedney nailed a 40-yard game-winning field goal. After closing the gap to 20–13 at halftime, the 49ers intercepted Seattle on the first two drives of the second quarter, including one that was returned for a touchdown. On the first series of the second half, CB Walt Harris tipped a QB Matt Hasselbeck pass that was picked off and returned 86 yards for a touchdown by LB Patrick Willis to tie the game at 20–20. On the next series, DE Ray McDonald tipped a pass that was intercepted by Harris at the Seattle 41-yard line to help set up the go-ahead touchdown. QB J.T. O'Sullivan completed back-to-back passes to WR Bryant Johnson to move the 49ers to the 22-yard line to help get into position for a two-yard touchdown run by RB Frank Gore to lift the 49ers in front, 27–20. Seattle responded with a 15-play, 74-yard drive that ended in a touchdown to tie the game at 27–27. After both teams exchanged field goals to get the score tied at 30–30, the 49ers forced Seattle to punt from its own 12-yard line and the 49ers began a drive at the Seattle 49-yard line with 1:09 to play in regulation. The team moved to the 23-yard line with three seconds to play to set up a game-winning field goal attempt. Nedney's 41-yard attempt sailed wide to the right to send the game to overtime. The 49ers won the toss and elected to receive. O'Sullivan completed a 33-yard pass to WR Isaac Bruce on third-and-seven and a five-yard pass to WR Arnaz Battle on a third-and-two situation to push the 49ers to the 23-yard line where Nedney connected on a 40-yard field goal to give San Francisco the win. O'Sullivan registered his first 300-yard game, finishing 20-of-32 for 321 yards with one touchdown. Bruce had his first 100-yard game as a member of the 49ers with 153 yards on four catches, including a 63-yard catch in the second quarter to help get the 49ers in position for O'Sullivan's three-yard touchdown pass to Johnson. Seattle jumped to a 14–0 first quarter after taking advantage of two miscues by the 49ers. LB Manny Lawson blocked a Seattle punt early in the game, however Seattle recovered the loose ball and converted it into a first down inside San Francisco territory on a drive that ended with a Seattle touchdown. On the next series, Seattle forced Gore to fumble deep in Seahawks territory on a play that resulted in a 10-yard touchdown return by DT Craig Terrill.

	1st	2nd	3rd	4th	OT	Final
49ers	3	10	14	3	3	33
Seahawks	14	6	0	10	0	30

November 14, 2010

San Francisco 23, St. Louis 20

The San Francisco 49ers Week 10 matchup would be a battle between NFC West foes as they hosted the division leading St. Louis Rams at Candlestick Park. With the chance to get back into the hunt for the NFC West and compile back-to-back wins for the first time this season, the 49ers would take a big step and put the game in the hands of former Heisman Trophy winner QB Troy Smith. Along with late game heroics that came down to the first overtime contest for the 49ers this season, the game proved to be a classic NFC West shootout. The Rams would also rely on a former Heisman Trophy winner in QB Sam Bradford to come in and test the 49ers at home. With two quarterbacks of storied pasts, the game turned out to be an offensive showcase as both teams would throw for a combined 607 yds., as well as 753 yds. of total offense.



All would come down to an overtime FG off the foot of K Joe Nedney, who connected on a 29-yd. game winning kick that gave the 49ers the 23–20 win. With St. Louis winning the toss and electing to receive, Bradford started things off, marching his team down the field. The drive ultimately would be halted, but not before a K Josh Brown’s 42-yd. FG put the Rams on the board 3–0 to start the game. Coming off a bye and an extra week to prepare, the 49ers picked up right where they left off in London, as they were able to effectively spread the ball down the field, putting up 421 yds. of total offense. Smith proved to be a major part of the offensive onslaught as he completed 17 of 28 pass atts. for a career-high 356 yds. and 1 TD through the air. Smith’s 356 yds. were the most by a 49ers QB since QB Tim Rattay threw for 417 yds. on 38 of 57 pass atts. vs. Arz. (10/10/04). From start to finish, the 49ers found ways to get the ball to multiple players throughout the offense as Smith connected with 5 different receivers who registered 60 yds. rec. or more. It marked the first time in franchise history that at least 5 receivers totaled 60 yds. rec. or more. Smith started the carousel of offensive production with a 32-yd. pass to TE Vernon Davis. On the very next offensive drive, Smith hooked up with WR Josh Morgan for a 65-yd. pass deep down the right side that brought him to the 1-yd. line, setting up a 1-yd. TD run by RB Frank Gore and giving the 49ers a 7–3 lead. The 49ers offense would continue to pour on the yards as they successfully moved the ball down field and allowed Nedney to connect on a 26-yd. FG to put the home team up 10–3 with 12:04 left to go in the half. The Rams eventually would find their way into the end zone as QB Sam Bradford connected with WR Danny Amendola for a 5-yd. TD pass to tie the game at 10 a piece heading into halftime. The 49ers found themselves down heading into the 4th qtr. after Rams RB Steven Jackson scampered for a 13-yd. TD to bring the score to 10–17. With the home team down 13–17 late in the 4th qtr. the 49ers would once again turn to their quarterback. With 2:30 remaining on the clock, the 49ers faced a 3rd and 32 situation at the SF 47-yd. line. Smith then connected on back-to-back passes to Gore of 14 and 23 yds. to move the chains, before firing a 16-yd. TD strike to WR Michael Crabtree to give the 49ers the lead. Rams marched right back down the field and scored off of a 33-yd. FG by Brown, forcing overtime. After St. Louis won the toss, the 49ers defense made a crucial 3 and out stop, which included a 3rd down sack by DT Justin Smith that allowed the 49ers to get the ball back and set up the game winning FG.

	1st	2nd	3rd	4th	OT	Final
Rams	3	7	7	3	0	20
49ers	7	3	0	10	3	23

September 18, 2011 Dallas 27, San Francisco 24

San Francisco’s regime led by Jim Harbaugh and his new but experienced staff, entered the historic rivalry match against the Dallas Cowboys with something to prove at Candlestick Park. The 49ers started off as they had hoped, scoring 2 first-half TDs and blanking America’s Team, but big pass plays late in the game would ultimately cause the Niners to fall short as they were edged 27–24 in overtime. Dallas opened the 1st

qtr. marching down the field, but came up short after a failed 21-yd. FG attempt by K Dan Bailey. After exchanging the next couple of possessions, QB Alex Smith led the Niners on a 68-yd. drive, capped off by a 1-yd. TD by RB Frank Gore in the 2nd qtr. The 49ers front seven played strong, swarming and stopping the run, allowing Smith and the Niners to regain possession to take a 14–0 lead. The 12-yd. throw from Smith marked the first TD of WR Kyle Williams’ career and the team’s first passing TD of 2011. QB Tony Romo and the Cowboys answered before the half on a 71-yd. drive, capped off by a 53-yd. TD slant to WR Miles Austin, making it a one score game heading into the half. Dallas lost its starting QB for a brief stretch in the 3rd qtr., when it appeared Romo’s rib injury – occurring on the 3rd play of the game – had become too much of a hindrance. Backup QB Jon Kitna started the 3rd qtr. and threw a tying TD pass and 2 INTs in relief. Displaying good ball skills and awareness, CB Tramaine Brock came up with his 2nd INT of the season in as many weeks, reacting to a Kitna tipped pass and coming up with the turnover. Smith and the 49ers took advantage of the Cowboys turnover with a deep pass down the right sideline to TE Delanie Walker for 29 yds. and the go-ahead TD entering the 4th qtr. K David Akers connected on a 55-yd. FG, marking the longest FG in Candlestick Park history, and the Niners built up a 10-pt. cushion. The Cowboys charged back from the 24–14 deficit when Romo hit Austin for a leaping 25-yd. TD, and then directed a 10-play, 44-yd. drive in the final 4 minutes that ended with an overtime-forcing, 48-yd. field goal. After the Cowboys’ defense forced a punt on the 49ers first OT drive, Romo found backup WR Jesse Holley in stride for a 77-yd. gain that set up 19-yd. game-winning FG.

	1st	2nd	3rd	4th	OT	Final
Cowboys	0	7	7	10	3	27
49ers	0	14	7	3	0	24

January 22, 2012 New York Giants 20, San Francisco 17 NFC Championship Game

When asked what his message was to his players after falling short to the New York Giants in the NFC Championship game, Harbaugh stated, “As Sir Andrew Barton said, ‘Fight on my men, we’re hurt but not slain. We’ll lay down and bleed a while. Then we’ll rise and fight again.’” Harbaugh, of course was referring to his team’s blue-collar mentality after the Giants escaped rain-soaked Candlestick Park with a 20–17 overtime victory. “They stand toe-to-toe and fight every time they go out onto the field,” added Harbaugh. “Be forever proud of our players and coaches the way they compete.” Harbaugh got the Niners to the brink of the Super Bowl in his rookie year, taking over a 6–10 team and going 13–3 to win the NFC West. The extra minutes at Candlestick Park went in favor of the opponent in a year where most didn’t expect a storybook season. The 49ers defense played stoically, recording six sacks on Giants QB Eli Manning, which ranked t–2nd for the most sacks in a postseason game in franchise history (6 – four times, last vs. Den. – 1/29/90). TE Vernon Davis gave the 49ers a 7–0 lead with 7:11 remaining in the 1st qtr. after running a pattern down the right sideline and outracing the secondary for a 73-yd. TD recept. from QB Alex Smith. On their ensuing drive, the Giants

drove from their own 31 to the San Francisco 34–yd. line. On 3rd-and–1, Manning and the Giants failed to get a first down despite two opportunities. The Giants eventually evened the score on a 10–play, 69-yd. drive when TE Bear Pascoe caught Manning’s short pass at the 6-yd. line and stepped into the end zone for the TD. The Giants added a FG with two seconds remaining in the 2nd qtr. to give them a 10–7 edge going into the locker room. Davis’ second TD of the game, gave the lead back to the Niners at 14–10 with 5:18 remaining in the 3rd qtr. San Francisco’s 3–play, 54-yd. TD drive was set up by a short pass to RB Frank Gore, who turned it into a 24-yd. gain. On the next play, Davis went in motion from right to left and caught a lofted pass to the end zone by Smith. The Giants took the lead back after the ball inadvertently glanced off WR Kyle Williams on a punt, giving the ball back to the Giants on the 49ers 29 yard line. Manning connected on a 17-yard pass to WR Mario Manningham to give the Giants a 17–14 lead with 8:41 remaining. Williams’ 40-yd. return on the ensuing kickoff enabled the 49ers to start their next possession at their own 45. On consecutive plays, Smith scrambled for 17 yds. and RB Kendall Hunter ran for 18 more, resulting in a K David Akers game-tying FG with 5:39 to go, 17–17. After both teams went 3–and–out on their first overtime possession, a Giants takeaway on a Williams fumble, forced by LB Jacquian Williams on a punt return, gave the Giants possession at their own 36 with 9:32 remaining. After converting one first down, K Lawrence Tynes sent the season-ending 31-yd. FG through the uprights.

	1st	2nd	3rd	4th	OT	Final
Giants	0	10	0	7	3	20
49ers	7	0	7	3	0	17

November 11, 2012 St. Louis 24, San Francisco 24

The 24–24 stalemate marked the 14th tie for the 49ers since joining the NFL in 1950 and first since 1986 [10–10 at Atl. (10/19)]. It also marked the 49ers first tie at Candlestick Park since 1972 [20–20 vs. NO (10/22)]. St. Louis got off to a fast start, scoring on a 36-yd. TD pass from QB Sam Bradford to WR Brian Quick. The Rams next possession went 7–plays, for 93–yds., ending with a 7-yd. TD run by RB Steven Jackson to make the score 14–0 at the end of the 1st qtr. The 49ers answered on their next possession, driving 78–yds. on 12–plays, capped off by QB Alex Smith’s 14-yd. TD pass to WR Michael Crabtree. Crabtree’s TD recept. came on 3rd-and–7, marking his 3rd TD on 3rd down this season, ranking t–3rd in the NFL. Crabtree has tallied a TD in each of his last 5 games against St. Louis. Following the TD drive, Smith left the game due to injury. The San Francisco defense stiffened following the offense’s TD, forcing two consecutive three–and–outs and what would have been a third if not for P Johnny Hekker’s 1st down completion on a Rams fake punt. Three plays after the fake punt, LB Aldon Smith ended the Rams drive and the 1st half with his first of 2.0 sacks in the game. Smith has recorded 9.5 sacks for the season and 23.5 for his career. Smith’s 9.5 sacks ranks 3rd in the NFL and 1st in the NFC. The first possession for each team to start the 3rd qtr. resulted in no change on the scoreboard. With 8:43 remaining in the 3rd qtr., St. Louis began a 16–play drive that milked 8:25 off the clock and resulted in a 27-yd. FG by K Greg Zuerlein, stretching the lead to 17–7. On the



49ers next possession, Alex Smith's backup, QB Colin Kaepernick, led the Niners down the field, completing 5 of 5 pass attempts for 67-yds. Kaepernick finished the drive with a 7-yd. TD run, as he successfully dove inside the pylon with 8:48 remaining in the 4th qtr. On the ensuing kickoff, RB Isaiah Pead fumbled the ball at the St. Louis 28-yd. line. CB Tramaine Brock (1st career FF) forced the fumble, it was recovered by S Darcel McBath (1st career FR) and returned 8-yds. to the Rams 20-yd. line. The 49ers first play following the fumble resulted in a 20-yd. TD run by RB Frank Gore. Gore rushed for 97-yds. on 21 carries. The 20-yd. TD run marked his 5th TD of the season and 48th of his career. He finished the game trailing just RB Joe Perry (50) and RB Roger Craig (50) for the most rushing TDs in franchise history. The TD made the score 21-17 in San Francisco's favor with 8:29 left in the 4th qtr. The Rams answered the 49ers score with a score of their own, going 14-plays, for 81-yds. capped off by a 2-yd TD pass from Bradford to WR Austin Pettis. The long St. Louis drive left only 1:13 on the clock, as the 49ers trailed 24-21. Kaepernick engineered an 8-play, 63-yd. drive under pressure, accounting for 54 yds. to set K David Akers up for a 33-yd. game-tying FG to force overtime. In the extra period, St. Louis won the toss and elected to receive. On the Rams first play, Amendola recorded an 80-yd. recept. down to the 49ers 2-yd. line, but an illegal formation penalty against the Rams erased the long catch and brought the ball back to the St. Louis 13-yd. line. A few plays later, San Francisco forced a Rams punt, setting up good field position for the 49ers offense. The 49ers drove down to the St. Louis 23-yd. line, to set Akers up for a 41-yd. FG attempt that was wide left. The Rams took the ball, drove to the San Francisco 40-yd. line and Zuerlein also missed the potential game-winning FG as neither team was able to score before the clock ran out, resulting in a tie.

	1st	2nd	3rd	4th	OT	Final
Rams	14	0	3	7	0	24
49ers	0	7	0	17	0	24

December 2, 2012 St. Louis 16, San Francisco 13

The 49ers and Rams had to play deep into overtime for the second time this season, as St. Louis outlasted San Francisco in a tough divisional matchup. Both defenses played well, resulting in only one scoring play during the 1st half. After forcing a Rams 3-and-out, the 49ers took over on their own 40-yd. line. On the first play of the drive, RB Frank Gore gained 23-yds. on the ground, putting the ball at the St. Louis 37-yd. line. The offensive line continued to open up holes for Gore, as he ran for 18 more yds. on 3 carries and capped off the drive with a 1-yd. TD run, making the score 7-0 with 3:01 remaining in the 1st qtr. After the San Francisco TD, the Rams offense was held to its second consecutive 3-and-out. With 2:31 remaining in the 2nd qtr., the 49ers defense recorded its third 3-and-out in four defensive series, with LB Aldon Smith forcing a long 3rd down after registering his 17.5 sack of the season. His 17.5 sacks ties the 49ers single-season franchise record (Fred Dean - 1983). Smith now has 31.5 career sacks, surpassing Hall of Fame DE Reggie White (31.0) for the most sacks by a player in their first two years in NFL history. On the 49ers second possession of the 3rd qtr., Kaepernick was flagged for intentional grounding in the end zone, which resulted in a safety making the score 7-2 with 4:36 left in the 3rd qtr. San Francisco

answered with its next offensive possession, marching 94-yds. on 13 plays to setup K David Akers for a 23-yd. FG. WR Michael Crabtree caught 4 passes for 69 during the drive. For the game, Crabtree tallied 7 receipts. for 101 yds., marking his 2nd 100-yd. game of the season and 5th of his career. The Rams were unable to get on the scoreboard with their next offensive possession, but they did after recovering a fumble by Kaepernick on 3rd-and-3 and CB Janoris Jenkins returned the loose ball 2 yds. for a TD. QB Sam Bradford completed the 2-point conversion attempt to TE Lance Kendricks to knot the score at 10 apiece with 3:04 remaining in the 4th qtr. Kaepernick showed poise on the next possession, following the fumble, as he rushed for 50 yds. down to the St. Louis 14-yd. line. Kaepernick rushed for 84 yds. on 9 carries. His 84 yds. on the ground are the most by a 49ers quarterback since Steve Young rushed for 102-yds. vs. NO (12/23/90). Akers was able to put the 49ers up by 3 with a 33-yd. FG with 1:38 remaining. The Rams managed to drive 45 yds. on 7 plays to set Zuerlein up for a 53-yd. FG that sailed through the uprights as the clock expired to send the game into overtime. In overtime, it took 14:30 of 15 minutes to decide the outcome of the game, as Zuerlein made a 54-yd. FG to end the game with a final score of 16-13.

	1st	2nd	3rd	4th	OT	Final
49ers	7	0	0	6	0	13
Rams	0	0	2	11	3	16

November 9, 2014 San Francisco 27, New Orleans 24

A late-game sack and forced fumble by LB Ahmad Brooks setup a game-winning FG in overtime by K Phil Dawson, as the 49ers defeated the Saints, 27-24, at the Mercedes-Benz Superdome. On the opening drive of the game, QB Drew Brees' pass intended for WR Marques Colston was picked off by S Antoine Bethea and returned to the Saints' 19-yd. line. Three plays later, RB Frank Gore scored from four yards out to give the 49ers an early 7-0 lead. On the drive, Gore moved past RBs Eddie George and Tiki Barber for the 24th most rushing yds. in NFL history. A three-and-out by the Saints gave San Francisco the ball at its own 21-yd. line. The 49ers offense pieced together a 13-play, 79-yd. drive that was capped off by a 9-yd. TD run by RB Carlos Hyde. With the 49ers leading 14-0, the Saints responded with a scoring drive of their own, as K Shayne Graham connected on a 40-yd. FG to make the score 14-3. Early in the 2nd qtr., Brees found WR Brandin Cooks for a 31-yd. TD pass to bring the score to 14-10. San Francisco's offense countered with a 15-yd. TD pass from QB Colin Kaepernick to WR Anquan Boldin to extend his streak of at least one TD pass to 16 consecutive games, the 2nd longest streak by a QB in franchise history. Boldin recorded 6 receipts. for 95 rec. yds. and 1 TD, and now has 635 recept. yds. this season, becoming one of 12 players in NFL history to register 12 seasons with 600-or-more rec. yds. Both teams exchanged punts before the Saints drove down to the 49ers 22-yd. line, where CB Chris Culliver picked off Brees' pass in the end zone to close the first half. On New Orleans' second drive of the 3rd qtr., Brees led the Saints offense on a 10-play, 64-yd. drive and found TE Jimmy Graham for an 11-yd. TD. With the 49ers leading 21-17 late in the game, Brees connected with Graham for the duo's 2nd TD of the game to give the Saints a 24-21 lead with 1:55 remaining. Unable to gain ground on its first three plays, San Francisco's

offense faced a critical 4th-and-10 on its own 22-yd. line. Kaepernick scrambled to his right and found WR Michael Crabtree on a 51-yd. reception. Three plays later, K Phil Dawson kicked the game-tying FG from 45 yds. out to send the game into overtime. After both teams failed to score points on their first drives, the Saints regained possession with 7:43 left in OT. On 2nd-and-15, Brooks sacked and stripped Brees and the fumble was recovered by LB Chris Borland. On the ensuing play, Dawson kicked a game-winning, 35-yd. FG to give the 49ers the victory on the road.

	1st	2nd	3rd	4th	OT	Final
49ers	14	7	0	3	3	27
Saints	3	7	7	7	0	24

December 20, 2014 San Diego 38, San Francisco 35

San Francisco fell to San Diego, 38-35, in overtime in a game that saw the 49ers rush for a franchise-record 355 yds. On the opening drive of the game, RB Frank Gore ripped off a 52-yd. TD to give the 49ers an early 7-0 lead. Two possessions later, CB Perrish Cox intercepted QB Philip Rivers' pass intended for WR Seyi Ajirotutu, which marked his team-leading fifth INT of the season. Soon after, QB Colin Kaepernick drove the offense 67 yds. on 10 plays before finding WR Bruce Ellington on an 8-yd. TD pass. On San Diego's very next drive, S Antoine Bethea intercepted Rivers' pass and returned it 49 yds. for a TD to extend San Francisco's lead to 21-0. It marked the longest INT return and the first TD of Bethea's career. The Chargers responded on their next drive, as Rivers led an 8-play, 73-yd. drive that was capped off by a 15-yd. TD pass to WR Eddie Royal. Up 21-7, the 49ers held the ball for the final possession of the first half. San Francisco converted a 3-and-1 from San Diego's 1-yd. line on a reverse to Ellington, who scored on a 1-yd. TD run. With the score, Ellington became the first 49er to record both a rushing TD and receiving TD in the same game since Gore vs. NO (9/20/10), and the first 49ers rookie to accomplish the feat since RB Amp Lee at Min. (12/13/92). On San Diego's third drive of the 3rd qtr., Rivers found TE Antonio Gates on a 1-yd. TD pass. Following a nullified 70-yd. TD pass to TE Vernon Davis on San Francisco's next drive, Kaepernick was sacked and stripped and the fumble was recovered by Corey Liuget in the end zone to cut the 49ers' lead to 28-21. Following the turnover, Kaepernick ran 90-yds. for a touchdown to give San Francisco a 35-21 lead. His run marked the second-longest TD run by a QB in NFL history. In the 4th qtr., Rivers connected with Gates for a 21-yd. TD pass to cut the lead to 35-28. One drive later, Rivers orchestrated a late, 14-play, 80-yd. drive that was capped off by an 11-yd. TD pass to WR Malcolm Floyd to tie the game with 0:32 remaining in the game. The 49ers held the final possession of the game, but K Phil Dawson was unable to connect on a 60-yd. field goal to win the game. In overtime, the Chargers capitalized on a 49ers turnover and K Nick Novak kicked a game-winning 40-yd. FG to lead San Diego past San Francisco, 38-35.

	1st	2nd	3rd	4th	OT	Final
Chargers	0	7	14	14	3	38
49ers	7	21	7	0	0	35



December 6, 2015

San Francisco 26, Chicago 20

In Week 13, San Francisco traveled to the Windy City where they defeated the Chicago Bears at Soldier Field in overtime, 26–20. QB Blaine Gabbert completed 18-of-32 atts. for 196 yds. and 1 TD, while adding a career-high 75 (12.5 avg.) rushing yds. and his first career rushing TD. WR Anquan Boldin recorded 5 re-cpts. for 37 yds. on the day, becoming the 18th player in NFL history to record 13,000-or-more rec. yds. in their career. The Bears jumped out to an early 6–0 lead in the first quarter, as K Robbie Gould connected on 40–yd. and 51–yd. FGs on Chicago's first two possessions. On the third Bears possession, 49ers DB Jimmie Ward stepped in front of a QB Jay Cutler pass and returned it 29–yds. for his first career INT and first career TD. It marked the first INT for a TD by the 49ers defense since 12/20/14 vs. SD (S Antoine Bethea – 49–yd. INT return). However, a blocked point after attempt kept the score at 6–6. Chicago would take a 13–6 lead on their next possession, as RB Matt Forte found the end zone on a 5–yd rush early in the second quarter. The 49ers were quick to respond, as Gabbert engineered a 16–play, 81–yd. drive that took over eight minutes off the clock, and ended with a 1–yd. TD run from RB Shaun Draughn, his first TD as a member of the 49ers. It marked Draughn's 3rd career rushing TD and first since 11/1/12 at SD as a member of the Kansas City Chiefs. The game remained tied at 13 until midway through the fourth quarter, when Bears RB Ka'Deem Carey gave the home team the 20–13 advantage with a 4–yd. TD run. On the ensuing possession, Gabbert took over at his own 36–yd. line with 3:27 remaining in the game. On the 6–play drive, Gabbert rushed for 60 yds., including a career-long 44–yd. TD, the first of his career, to tie the game at 20–20. On the following kickoff, Chicago WR Deonte Thompson recorded a 74–yd. return, setting the Bears up with prime field position for the win. However, after running the game clock down to two seconds, Gould missed the 36–yd. FG wide left to send the game to overtime. After winning the coin toss and choosing to receive, the 49ers were forced to punt only to force the Bears to punt three plays later. On the first play of the second possession of overtime, Gabbert connected with WR Torrey Smith on a 71–yd. TD pass, his 3rd TD receipt. of 70-or-more yds. this season, to give San Francisco the 26–20 road victory. According to Elias, Smith became the first 49ers player to register 3 rec. TDs of 70-or-more yds. in the same season since WR John Taylor accomplished the feat in 1989.

	1st	2nd	3rd	4th	OT	Final
49ers	6	7	0	7	6	26
Bears	6	7	0	7	0	20

January 3, 2016

San Francisco 19, St. Louis 16

The San Francisco 49ers finished the 2015 season with a 19–16, overtime win over the St. Louis Rams at Levi's® Stadium. San Francisco registered their second overtime win of the season [26–20 at Chi. (12/6/15)], marking the first time the team has won two overtime games in the same season since 2004 [31–28 vs. Arz. (10/10/04); 31–28 at Arz. (12/12/04)]. The win marked the ninth-consecutive regular season home finale win by the 49ers, the longest winning streak in home finales in the NFL. The San Francisco offense amassed 458 net yds. of total offense (108 rushing, 350 passing), the most by the 49ers since 9/8/13 vs. GB (494 net yds. – 90 rushing, 404 passing). QB Blaine Gabbert completed 28 of 44 atts., for a career-high 354 yds. and 1 TD. RB DuJuan Harris rushed for a team-high 67 yds. on 16 carries and also set career highs in receipts. (8) and rec. yds. (86). He became the first player to lead the team in both rushing and receiving yds. in the same game since RB Frank Gore vs. Sea. [16–131 rushing & 5–51 receiving (10/18/12)]. After the teams traded punts to open the game, Rams K Greg Zuerlein gave the road team a 3–0 lead midway through the first quarter with a 33–yd. FG. On the first play of the second quarter, Gabbert finished off a 7–play, 70–yd. drive with a 33–yd. TD pass to WR Anquan Boldin, his 4th TD receipt. of the season and 74th of his career. Boldin finished the game with 5 receipts. for 71 yds. and 1 TD. On the ensuing possession, the San Francisco defense held strong, forcing a Rams punt. However, St. Louis attempted a fake, but WR Bruce Ellington, deep for the punt return, ranged to his left and broke up the pass from Rams P Johnny Hekker in the end zone. Three plays later, Harris broke off a career-long 47–yd. run, setting up a 26–yd. FG by K Phil Dawson. St. Louis would respond on their next possession, as Zuerlein connected on a 32–yd. FG to make the score 10–6. After a 49ers turnover, Rams RB Tre Mason gave St. Louis a 13–10 lead with a 4–yd. TD run. Closing out the first half, Zuerlein converted from 44–yd. to give the Rams a 16–10 halftime advantage. Opening up the third quarter, Gabbert connected on a 44–yd. pass to Ellington to set up Dawson's second FG of the day, this time a 28–yd. conversion. On the following possession, Zuerlein would miss a 52–yd. FG to keep the score at 16–13. With less than five minutes remaining, Dawson finished off a 12–play, 60–yd. drive with a 38–yd. FG to tie the game at 16 heading into overtime. Receiving the ball first, the 49ers were forced to punt on their opening possession. Taking over with the game on the line, St. Louis drove into 49ers territory to attempt a game-winning FG, but Zuerlein's 48–yd. FG att was blocked by CB Dontae Johnson. Looking to finish the season on a high note, Gabbert connected with WR Quinton Patton for 33–yds. to set up the game-winning 23–yd. FG by Dawson to give San Francisco the 19–16 overtime win. Dawson connected on all 4 FGAs on the day, giving him 386 career made FGs, ranking t–9th in NFL history. In tying his season-high of 13 points scored, Dawson became the 16th player in NFL history to reach 1,600 career pts. [1,611].

	1st	2nd	3rd	4th	OT	Final
Rams	3	13	0	0	0	16
49ers	0	10	3	3	3	19

December 11, 2016

New York Jets 23, San Francisco 17

On a cloudy afternoon in Santa Clara, the 49ers fell to the New York Jets in overtime, 23–16. The 49ers offense rushed for a season-high 248 yds. on 27 atts. (9.2 avg.), with the 9.2 yds./carry avg. ranking as the 2nd-highest single-game avg. by the team in franchise history [24 atts. for 263 yds. (11.0 avg.) vs. Dallas Texans (10/26/52)]. RB Carlos Hyde registered a career-high 193 yds. on 17 atts. (11.4 avg.), his 2nd 100–yd. rushing game of the season and 3rd of his career. Hyde's 193 rushing yds. are the 6th-most in a single game in franchise history and his 11.4 yds./carry avg. are the 5th-highest in a single game in franchise history (min. 10 atts.). On the day, the 49ers defense recorded a season-high 6.0 sacks, the most since 11/25/13 at Was. (6.0 sacks) with DL DeForest Buckner sacking Jets QB Bryce Petty twice, marking his second career multi-sack game [2.0 sacks at Buf. (10/16/16)]. On the opening possession of the game, DB Jimmie Ward intercepted Petty and returned it 8–yds. deep in Jets territory, marking his 1st INT of the year and 2nd of his career. Capitalizing on the Ward takeaway, Hyde hauled in a 7–yd. TD pass from QB Colin Kaepernick on the 49ers first offensive play from scrimmage, his the 2nd receiving TD of the season and of his career. After forcing a Jets punt, RB Shaun Draughn finished off the 4–play, 81–yd. drive that was set up by a career-long 47–yd. run by Hyde with a 4–yd. TD run, his 2nd rushing TD of the year and 5th of his career to put the 49ers up 14–0. In the 1st Qtr., the 49ers offense amassed 193 total net yds. (98 rushing; 95 passing), the 4th-most by any team in the 1st Qtr. this season. In the opening frame, Kaepernick completed 7 of 7 atts. for 95 yds. and 1 TD with a perfect passer rating of 158.3, marking the 8th time in his career he has had a perfect passer rating in any quarter. In the second quarter, the teams traded field goals as San Francisco entered halftime with the 17–3 lead. In the 3rd Qtr., the Jets closed the gap to 17–6 with a 30–yd. FG from K Nick Folk. Midway through the 4th Qtr., Jets RB Bilal Powell found the end zone from 5–yds. out and QB Bryce Petty added the two-point conversion to make the score 17–14. With :43 seconds remaining, Folk converted a 50–yd. FG to send the game to overtime. After the 49ers couldn't convert on fourth down at the Jets 37–yd. line, Powell rushed left for a 19–yd. TD to give New York a 23–17 victory.

	1st	2nd	3rd	4th	OT	Final
Jets	0	3	3	11	6	23
49ers	14	3	0	0	0	17



October 1, 2017

Arizona 18, San Francisco 15

In a back and forth NFC West battle, San Francisco fell to Arizona 18–15 in overtime at University of Phoenix Stadium. 49ers K Robbie Gould was perfect on the day, connecting on all 5 of his FGAs (49, 39, 47, 48, 23) and has now made each of his first 11 FGs on the season. Gould is the first 49ers kicker to make each of his first 11 FGs of a season since K Jose Cortez made 11 consecutive to begin the 2001 season. The Cardinals drove down the field on their first possession, but San Francisco made a big stop as LB Ray-Ray Armstrong intercepted Cardinals QB Carson Palmer in the end zone. The INT is the 2nd of Armstrong's career and his 1st since (9/12/16) vs LAR. Later in the 1st quarter Gould made a 49–yd. FG to give the 49ers an early 3–0 lead. Arizona K Phil Dawson made a 29–yd. FG to even the score at 3 apiece early in the 2nd quarter. Both kickers would continue to exchange FGs as Gould made a 39–yd. FG, and Dawson answered with a 43–yd. FG to even the score, 6–6, at halftime. San Francisco received the opening kick to start the 2nd half but had to settle for a 47–yd. FG by Gould to give the Niners a lead 9–6. On the Cardinals' next drive, DL DeForest Buckner sacked Cardinals QB Carson Palmer for a 7–yd. loss on 3rd down to force a 50–yd. FG by Dawson, tying the game at 9–9. Buckner has now recorded a sack in back-to-back games when facing the Arizona Cardinals [1–9 sack (11/13/16)]. Gould then nailed in a 48–yd. FG to put San Francisco ahead 12–9 at the end of the 3rd quarter. Dawson would then make a 32–yd. FG early in the 4th quarter to tie the game once more, 12–12. As the 49ers defense ramped up late in the game LB Ray-Ray Armstrong sacked Cardinals QB Carson Palmer for a 5–yd. loss and is the first 49ers player to record 1.0 sack and 1 INT in the same game since DB Jimmie Ward vs. NYJ (12/11/16). Two plays later DL Elvis Dumervil sacked Palmer for a 11–yd. loss, the 100th sack of his career. Dumervil is now the 32nd player to reach 100 career sacks since 1982 and currently has the third-most sacks among active players. Neither team would score again in the 4th quarter as the game would go into overtime. San Francisco received the ball first and orchestrated a 17–play, 73–yard drive resulting in a Robbie Gould 23–yd. FG to put the 49ers ahead 15–12. After some late–game heroics, Larry Fitzgerald caught a 19–yd. TD from Palmer with 38 seconds remaining to give Arizona the win, 18–15.

	1st	2nd	3rd	4th	OT	Final
49ers	3	3	6	0	3	15
Cardinals	0	6	3	3	6	18

October 8, 2017

Indianapolis 26, San Francisco 23

San Francisco fell on the road to the Indianapolis Colts in a closely contested overtime battle, 26–23, the 49ers' second consecutive overtime loss. To begin the game, Colts K Adam Vinatieri made a 52–yd. FG to put the Colts ahead 3–0. On the 49ers' next drive, K Robbie Gould made a 28–yd. FG to even the score at 3–3. With a minute to go in the first half Vinatieri connected on a 23–yd. FG to put Indianapolis ahead 6–3, but the Colts didn't hold a lead for long as the 49ers offense moved quickly down the field where Gould made a 43–yd. FG to even the score 6–6 going into the half. The Colts would score twice in the 3rd quarter as Vinatieri made a 38–yd. FG and RB Marlon Mack scored on a 22–yd. TD run to put Indianapolis ahead 16–6 going into the 4th. Gould would then make a 40–yd. FG, trimming the Colts lead to 16–9. On the Colts' ensuing possession, QB Jacoby Brissett ran for a 3–yd. TD to increase their lead to 23–9. The 49ers offense answered quickly as QB Brian Hoyer connected with WR Marquise Goodwin for 51–yds. Three plays later, Hoyer shoveled the ball to FB Kyle Juszczyk for a 6–yd. TD pass, his first of

the season and the 6th TD recept. of his career. After forcing the Colts to punt, Hoyer led a 14–play, 89–yd. drive resulting in a 5–yd. TD pass to TE George Kittle on 4th down, tying the game 23–23 with :20 to force overtime. Indianapolis won the overtime coin toss and received the ball first, driving all the way to the SF 8 yd. line where LB Ray-Ray Armstrong intercepted Brissett and returned the INT 29–yds. San Francisco was unable to capitalize on the turnover and punted the ball back to Indianapolis. The Colts got into field goal range a few plays later and K Adam Vinatieri nailed a 51–yd. FG to give the home team a 26–23 victory.

	1st	2nd	3rd	4th	OT	Final
49ers	3	3	0	17	0	23
Colts	3	3	10	7	3	26

December 16, 2018

San Francisco 26, Seattle 23

On a rainy day at Levi's Stadium, the 49ers defeated the Seattle Seahawks for the first time since 2013 in a hard-fought, overtime battle, 26–23. The game was a back and forth affair all afternoon and started with Seattle scoring the game's first points after QB Russell Wilson found WR Doug Baldwin for a 5–yd. TD pass, but K Sebastian Janikowski missed the extra point attempt thereafter. On the following play, the 49ers seized a 7–6 lead after rookie WR Richie James Jr. took the kickoff return 97 yards for a touchdown. James Jr.'s return marked the first time a member of the 49ers has registered a kickoff return for a TD since WR Ted Ginn Jr. took it 102 yards for a touchdown in 2011 [vs. Sea. (9/11/11)]. James Jr. also became first 49ers rookie to register a kickoff return for a TD since 1981 [RB Amos Lawrence – 92–yd. KR TD at LAR (11/22/81)]. The 49ers opened the scoring in the 2nd quarter with a 10–play, 98–yard touchdown drive that was completed with a 41–yd. TD pass from QB Nick Mullens to TE Garrett Celek. The scoring drive was the team's longest since 2002 when the 49ers capped off a 12–play, 99–yd. drive with a 6–yd. TD rush by RB Kevan Barlow at Sea. (10/14/02). With the score, the 49ers were able to extend their lead to 14–6. On the next possession, Wilson found Baldwin for another touchdown to bring the score to 14–13. Next, Mullens took the ball back and led the offense down the field to set up a 28–yd. FG from K Robbie Gould to extend the team's lead to 17–13 going into the half. After the teams traded punts to open the second half, Mullens again moved the 49ers offense within scoring range to set up a 33–yd. FG from Gould, pushing the San Francisco lead to 20–13. Seahawks RB Chris Carson kicked off a dramatic fourth quarter with a 1–yd. TD rush on 4th down to tie the game at 20 apiece. On the next possession, the 49ers offense provided room for a game–long, 45–yd. FG from Gould to take a 23–20 lead. Seattle then tied the game on the subsequent drive with a 48–yd. FG from Janikowski. In a tie game, late in the 4th quarter and OT, the 49ers defense forced the Seahawks offense to punt on each of their final three possessions of the game. Seattle won the overtime coin toss and elected to receive, but the 49ers defense held their ground and forced a three–and–out, turning the ball back over to the offense at the 38–yd. line. The 49ers offense ran the ball effectively in their overtime drive and again moved the ball within range for Gould, who knocked in a 36–yd. FG, his fourth of the day, to clinch the victory over their division foe, 26–23. With 14 points on the day, Gould became the 23rd kicker in NFL history to register at least 1,500 points in their career. He has also registered 111 points this season, marking the first time he has scored 100–or–more points in consecutive seasons since he did so in six straight years with Chicago from 2006–11.

	1st	2nd	3rd	4th	OT	Final
Seahawks	6	7	0	10	0	23
49ers	7	10	3	3	3	26

November 11, 2019

Seattle 27, San Francisco 24

The 49ers fell to the Seattle Seahawks 24–27 (OT) on ESPN's *Monday Night Football*. On the opening drive of the game, San Francisco got on the board as K Chase McLaughlin knocked in a 43–yd. FG to open the scoring, as the 49ers went up 3–0. On the following drive, DL D.J. Jones sacked Seahawks QB Russell Wilson on third down, forcing the Seahawks to punt. QB Jimmy Garoppolo led the 49ers down the field on their next possession, as the offense put together a 7–play, 83–yd. drive, punctuated by a 10–yd. TD recept. by WR Kendrick Bourne to give the 49ers a 10–0 lead. The 49ers defense forced a second consecutive three–and–out to regain possession. After the 49ers were forced to punt, 49ers LB Fred Warner registered his first career sack, as he brought down Wilson. The Seahawks got on the board in the 2nd Qtr. as DE Jadeveon Clowney recovered a Garoppolo fumble and returned it for a 10–yd. TD to close the gap to 10–7. On the Seahawks ensuing possession, S Jaquiski Tarrt forced and recovered a Seahawks WR D.K. Metcalf fumble at the 49ers 2–yd. line to prevent a scoring opportunity late in the 1st half. On the first drive of the 2nd half, CB K'Waun Williams forced a RB Rashaad Penny fumble, which was recovered by DL DeForest Buckner. Later in the 3rd Qtr., the Seahawks took the lead with a 3–yd. TD recept. by TE Jacob Hollister to make the score 14–10. On their next possession, Seattle added to the lead, as RB Chris Carson scored on a 1–yd. TD run, extending the lead to 21–10. In the 4th Qtr., DL Arik Armstead and Williams shared a sack, as they brought down Wilson. On the same play, Armstead forced Wilson to fumble, which was recovered by Seahawks G/T Germain Ifedi. Warner then stripped the ball from Ifedi, which was recovered by Buckner and returned 12 yds. for a TD. It marked Buckner's first career TD. Garoppolo connected with Bourne on the two–point conversion to close the gap to 21–18. After forcing another three–and–out, the 49ers continued the comeback as McLaughlin connected on a 39–yd. FG to tie the score at 21–21. Late in the 4th Qtr., the Seahawks took a 24–21 on a 46–yd. FG by K Jason Myers. With 1:45 left on the clock, the 49ers marched down the field, as McLaughlin connected on a 47–yd. FG to tie the score, 24–24, at the end regulation. The Seahawks began overtime with possession of the ball, as Wilson was sacked by Armstead for a 6–yd. loss. LB Dre Greenlaw intercepted a pass intended for Hollister, and returned it for 47–yds., his first career INT. Following possessions by both teams, Myers connected on a game–winning 42–yd. FG as time expired.

	1st	2nd	3rd	4th	OT	Final
Seahawks	0	7	14	3	3	27
49ers	10	0	0	14	0	24



PRESEASON RESULTS (SINCE 1946)

1946 (2-0)

17	L.A. Dons (San Diego/10,000)—A-24	7
34	Chicago Rockets (Kezar/34,000)—S-1	14

1947 (0-1)

7	L.A. Dons (Kezar/19,000)—A-24	14
---	-------------------------------	----

1948 (2-0)

42	L.A. Dons (Pasadena/58,207)—A-18	24
42	Baltimore (Kezar/35,139)—A-22	14

1949 (2-0-1)

28	L.A. Dons (Los Angeles/81,272)—A-10	7
21	Buffalo (Kezar/28,084)—A-14	0
21	Cleveland (Cleveland/31,157)—A-19	21

1950 (1-4)

12	Washington (Kezar/51,201)—A-20	31
10	Philadelphia (Kezar/17,000)—A-27	28
27	Baltimore (Baltimore/6,000)—A-30	14
21	Chicago Cards (Chicago/29,207)—S-1	28
10	Pittsburgh (Pittsburgh/19,733)—S-10	13

1951 (4-1)

45	Washington (Kezar/27,280)—A-19	14
7	Chicago Bears (Kezar/38,836)—A-26	24
24	Pittsburgh (Syracuse/18,000)—S-8	7
20	Green Bay (Minneapolis/19,021)—S-12	0
37	Chicago Cards (Omaha/10,000)—S-23	17

1952 (7-0)

79	SF Broncos+ (Kezar/87,000)—A-10	0
35	Washington (Kezar/35,234)—A-17	0
38	Chicago Cards (Kezar/34,109)—A-24	14
17	L.A. Rams (Los Angeles/67,799)—S-3	7
29	Pittsburgh (Pittsburgh/21,759)—S-7	14
35	Cleveland (Akron/30,199)—S-13	31
76	San Jose Packers+ (SJ/6,839)—S-19	0

1953 (3-3-1)

42	Fort Ord# (Sacramento/17,000)—A-15	7
7	New York (Kezar/36,273)—A-23	20
7	Washington (Kezar/25,784)—A-30	0
10	L.A. Rams (Los Angeles/39,816)—S-3	35
31	Philadelphia (San Antonio/15,378)—S-7	28
14	Chicago Cards (Kezar/22,736)—S-13	14
21	New York (New York/22,551)—S-17	28

1954 (7-0)

42	Fort Ord# (Kezar/19,779)—A-8	14
43	New York (Kezar/29,296)—A-15	35
30	Washington (Sacramento/23,389)—A-21	7
42	Chicago Cards (Kezar/24,559)—A-29	7
38	Cleveland (Kezar/46,877)—S-5	21
28	L.A. Rams (Los Angeles/84,572)—S-10	27
37	Pittsburgh (Tucson/16,000)—S-15	14

Service Team + Semi Pro Team

1955 (5-1)

7	Washington (Kezar/27,237)—A-7	6
60	Pittsburgh (Sacramento/23,496)—A-13	14
17	New York (Seattle/49,000)—A-20	28
17	Cleveland (Kezar/41,604)—A-28	14
43	Chicago Cards (Kezar/33,579)—S-4	7
31	L.A. Rams (Los Angeles/65,633)—S-9	10

1956 (3-3)

28	Cleveland (Kezar/38,741)—A-19	17
20	Washington (Kezar/27,812)—A-26	0
14	Chicago Cards (Kezar/28,758)—S-2	13
14	New York (Portland/28,448)—S-8	21
24	L.A. Rams (Los Angeles/57,688)—S-14	33
14	Philadelphia (Sacramento/20,989)—S-23	21

1957 (5-1)

24	New York (Kezar/33,673)—A-18	15
27	Washington (Kezar/24,781)—A-25	21
21	Cleveland (Kezar/32,840)—S-1	17
27	Chicago Cards (Kezar/28,000)—S-7	21
27	L.A. Rams (Los Angeles/75,172)—S-13	58
17	Philadelphia (Kezar/21,817)—S-22	14

1958 (3-3)

10	New York (Kezar/25,657)—A-17	19
20	Washington (Portland/25,442)—A-23	19
55	Chicago Cards (Kezar/23,997)—A-31	31
21	Cleveland (Kezar/31,339)—S-7	16
38	L.A. Rams (Los Angeles/62,546)—S-12	40
28	Philadelphia (Kezar/33,398)—S-21	31

1959 (2-4)

27	Washington (Kezar/21,201)—A-16	24
17	Green Bay (Kezar/18,916)—A-23	24
17	Cleveland (Kezar/24,737)—A-30	14
24	Chicago Cards (Seattle/23,000)—S-5	27
14	L.A. Rams (Los Angeles/59,552)—S-12	48
13	New York (Salt Lake City/18,496)—S-19	17

1960 (3-3)

16	Dallas (Seattle/22,000)—A-6	10
31	Washington (Kezar/13,163)—A-14	7
45	Philadelphia (Kezar/17,667)—A-21	28
24	Cleveland (Portland/25,898)—S-3	26
17	L.A. Rams (Los Angeles/51,398)—S-9	28
17	St. Louis (Kezar/13,021)—S-18	24

1961 (3-2)

20	New York (Portland/24,084)—A-12	21
24	Cleveland (Kezar/38,759)—A-20	27
14	Minnesota (Portland/27,044)—A-26	10
38	L.A. Rams (Los Angeles/42,558)—S-1	20
24	Dallas (Sacramento/22,130)—S-9	7

1962 (4-1)

30	Minnesota (Seattle/22,500)—A-11	24
42	New York (Kezar/38,392)—A-19	10
27	Cleveland (Portland/27,161)—A-25	34
26	Dallas (Sacramento/20,000)—S-1	7
19	L.A. Rams (Los Angeles/39,569)—S-8	3

1963 (0-5)

28	Minnesota (Portland/20,837)—A-10	43
22	St. Louis (Salt Lake City/19,038)—A-16	24
7	Cleveland (Kezar/28,335)—A-25	24
24	Dallas (Bakersfield/9,927)—A-30	37
0	L.A. Rams (Los Angeles/34,405)—S-7	17

1964 (1-4)

26	Cleveland (Kezar/34,405)—A-9	7
23	Dallas (Portland/24,679)—A-15	34
21	Minnesota (Salt Lake City/20,207)—A-22	24
14	Pittsburgh (Omaha/15,666)—A-29	16
17	L.A. Rams (Los Angeles/39,569)—S-5	21

1965 (2-2-1)

21	Cleveland (Kezar/22,000)—A-15	37
27	Dallas (Portland/24,837)—A-21	7
17	St. Louis (St. Louis/29,831)—A-27	17
23	Pittsburgh (Providence/12,020)—S-4	9
14	L.A. Rams (Los Angeles/29,510)—S-11	34

1966 (0-5)

13	Dallas (Kezar/28,899)—A-7	24
17	Cleveland (Kezar/27,867)—A-14	28
17	Pittsburgh (Portland/18,090)—A-20	34
17	Atlanta (Columbia, S.C./21,780)—A-27	24
9	L.A. Rams (Los Angeles/39,879)—S-3	29

1967 (2-3)

42	Cleveland (Kezar/27,482)—A-13	14
24	Dallas (Kezar/31,212)—A-20	30
10	New Orleans (Portland/23,348)—A-26	24
13	Oakland (Oakland/53,254)—S-3	10
7	L.A. Rams (Los Angeles/53,822)—S-9	34

1968 (1-5)

18	San Diego (San Diego/39,553)—A-3	30
14	Dallas (Kezar/27,530)—A-11	16
17	Cleveland (Kezar/26,801)—A-18	31
22	Denver (Denver/22,254)—A-23	6
19	Oakland (Kezar/57,593)—S-1	26
20	L.A. Rams (Los Angeles/48,143)—S-6	21

1969 (0-6)

19	Cleveland (Seattle/32,219)—A-10	24
17	Dallas (Kezar/33,894)—A-17	20
15	Denver (Denver/33,161)—A-23	19
28	Oakland (Oakland/52,122)—A-31	42
10	St. Louis (Kezar/32,506)—S-7	21
28	L.A. Rams (Anaheim/39,179)—S-13	31



1970 (1–4)		
14	Cleveland (Tampa/41,851)–A–15	17
7	Miami (Miami/52,812)–A–22	17
23	Denver (Eugene/26,238)–A–29	7
17	Oakland (Kezar/55,521)–S–6	31
14	L.A. Rams (Los Angeles/55,430)–S–12	17

1971 (3–2–1)		
38	Cleveland (Candlestick/40,000) X–A–8	24
17	Miami (Miami/57,008)–A–13	17
28	San Diego (Candlestick/40,000)–A–22	17
33	Denver (Spokane/33,184)–A–28	17
28	Oakland (Oakland/53,696)–S–4	34
20	L.A. Rams (Los Angeles/55,607)–S–9	23

1972 (3–3)		
10	New York Jets (Jacksonville/41,920)–A–5	17
20	Cleveland (Candlestick/49,767)–A–13	13
16	San Diego (San Diego/47,308)–A–19	17
24	Denver (Candlestick/52,738)–A–27	27
34	Oakland (Candlestick/59,265)–S–3	21
17	L.A. Rams (Los Angeles/60,807)–S–8	14

1973 (4–3)		
20	New England (Canton/19,685)–J–28	7
27	Cleveland (Cleveland/65,707)–A–6	16
14	New York Jets (Tampa/46,477)–A–11	34
19	San Diego (Candlestick/54,977)–A–19	7
43	Denver (Candlestick/54,271)–A–26	7
17	Oakland (Oakland/53,612)–S–1	23
10	L.A. Rams (Los Angeles/57,687)–S–7	38

1974 (0–6)		
6	San Diego (San Diego/18,870)–A–3	20
20	Cleveland (Cleveland/24,008)–A–12	21
3	Denver (Candlestick/30,001)–A–18	10
7	Kansas City (Kansas City/46,548)–A–24	26
19	Oakland Raiders (Candlestick/52,538)–S–2	20
7	L.A. Rams (Candlestick/49,603)–S–8	17

1975 (3–3)		
17	Cleveland (Candlestick/45,560)–A–10	13
6	L.A. Rams (Los Angeles/58,230)–A–16	10
7	San Diego (San Diego/18,764)–A–21	20
21	Oakland (Oakland/52,866)–A–30	40
44	Denver (Candlestick/45,686)–S–7	10
24	Green Bay (Green Bay/56,267)–S–13	3

1976 (4–2)		
27	Seattle (Seattle/60,825)–A–1	20
17	Denver (Candlestick/40,052)–A–8	7
21	Kansas City (Candlestick/39,745)–A–15	13
17	San Diego (Honolulu/36,364)–A–21	16
9	Oakland (Candlestick/52,704)–A–29	14
3	L.A. Rams (Los Angeles/55,256)–S–4	10

X First 49ers pro football game in Candlestick Park: August 8, 1971

1977 (1–5)		
24	Seattle (Candlestick/38,024)–A–7	34
13	San Diego (San Diego/26,620)–A–13	32
23	L.A. Rams (Candlestick/44,898)–A–21	14
3	Houston (Houston/36,538)–A–29	17
0	Oakland (Oakland/53,442)–S–3	33
0	Denver (Candlestick/36,441)–S–10	20

1978 (1–3)		
24	Dallas (Dallas/63,736)–A–5	41
6	Seattle (Candlestick/36,069)–A–12	20
14	Oakland (Candlestick/58,658)–A–20	31
24	Denver (Denver/73,559)–A–25	13

1979 (1–3)		
13	San Diego (Candlestick/32,275)–A–4	10
10	Oakland (Oakland/53,503)–A–11	41
0	Denver (Candlestick/34,133)–A–18	21
20	Seattle (Seattle/59,941)–A–24	55

1980 (3–1)		
33	Oakland (Candlestick/55,585)–A–9	14
17	San Diego (San Diego/48,836)–A–16	14
7	Seattle (Candlestick/41,841)–A–23	10
31	Kansas City (Tucson/27,000)–A–30	21

1981 (2–2)		
27	Seattle (Seattle/56,958)–A–5 (OT)–24	
28	San Diego (Candlestick/41,667)–A–15	31
24	Seattle (Candlestick/37,563)–A–22	17
7	Oakland (Oakland/51,192)–A–29	21

1982 (2–2)		
14	L.A. Raiders (Candlestick/61,065)–A–14	17
16	St. Louis (Candlestick/51,931)–A–21	13
9	San Diego (San Diego/48,697)–A–28	23
17	Seattle (Seattle/57,839)–S–3	13

1983 (1–3)		
23	L.A. Raiders (LA/41,337)–A–6 (OT)–26	
17	New England (Candlestick/50,043)–A–14	15
7	San Diego (San Diego/43,939)–A–20	24
6	Seattle (Candlestick/47,074)–A–27	20

1984 (2–2)		
13	L.A. Raiders (Candlestick/61,361)–A–4	10
20	Denver (Denver/70,211)–A–11	21
15	San Diego (San Diego/58,356)–A–18	35
17	Seattle (Candlestick/49,219)–A–24	7

1985 (3–1)		
28	L.A. Raiders (Los Angeles/54,990)–A–10	21
13	Denver (Candlestick/55,425)–A–19	20
25	San Diego (Candlestick/50,569)–A–24	10
23	Seattle (Seattle/60,403)–A–30	21

1986 (2–2)		
32	L.A. Raiders (Candlestick/61,834)–A–10	0
17	L.A. Rams (Anaheim/49,146)–A–18	31
9	Denver (Denver/73,592)–A–23	14
21	Seattle (Candlestick/52,419)–A29	10

1987 (3–2)		
20	Kansas City (Canton/23,826)–A–8	7
42	L.A. Raiders (Los Angeles/53,838)–A–15	16
3	Dallas (Candlestick/57,598)–A–22	13
17	San Diego (Candlestick/52,733)–A–27	3
10	Seattle (Seattle/59,653)–S–4	34

1988 (3–2)		
21	Miami (London, England/70,535)–J–31	27
24	L.A. Raiders (Candlestick/64,457)–A–6	10
24	Denver (Denver/75,067)–A–13	34
34	San Diego (San Diego/39,044)–A–20	27
27	Seattle (Candlestick/53,357)–A–26	21

1989 (3–2)		
13	L.A. Rams (Tokyo/43,896)–A–6 (OT)–16	
37	L.A. Raiders (Los Angeles/36,739)–A–12	7
35	Denver (Candlestick/58,641)–A–19	17
17	San Diego (Candlestick/54,471)–A–23	14
17	Seattle (Seattle/58,641)–S–1	28

1990 (1–3)		
13	L.A. Raiders (Candlestick/59,677)–A–11	23
27	Denver (Denver/74,164)–A–20	24
28	San Diego (San Diego/49,289)–A–25	29
10	Seattle (Candlestick/54,269)–A–31	30

1991 (5–0)		
24	L.A. Raiders (Los Angeles/45,365)–J–27	17
21	Chicago (Berlin, Germany/66,876)–A–3	7
24	Denver (Candlestick/54,170)–A–7	6
24	San Diego (Candlestick/53,453)–A–19	13
28	Seattle (Seattle/54,111)–A–23	16

1992 (5–0)		
13	Denver (Candlestick/50,435)–A–3	7
24	L.A. Raiders (Candlestick/49,068)–A–8	10
17	Washington (London/61,722)–A–16	15
20	San Diego (San Diego/40,921)–A–21	14
24	Seattle (Candlestick/52,822)–A–28	17

1993 (4–1)		
21	Pittsburgh (Barcelona/45,330)–A–1	14
27	L.A. Raiders (Stanford/68,011)–A–8	0
16	Denver (Denver/71,921)–A–16	13
0	Seattle (Seattle/51,086)–A–21	30
30	San Diego (Candlestick/53,649)–A–28	14

**1994 (3-1)**

7	Arizona (Arizona/68,288)–A–5	17
20	Denver (Candlestick/52,429)–A–12	3
30	San Diego (San Diego/45,674)–A–18	24
13	Seattle (Candlestick/54,004)–A–26	9

1995 (3-2)

7	Denver (Denver/71,182)–J–29	9
10	Denver (Tokyo, Japan/45,000)–A–6	24
17	San Diego (San Diego/58,233)–A–13	6
17	Carolina (3Com/51,185)–A–19	10
17	Seattle (3Com/53,280)–A–26	7

1996 (1-3)

17	Denver (3Com/48,577)–A–3	20
16	San Diego (3Com/49,846)–A–10 (OT)–13	
10	Jacksonville (Jacksonville/67,858)–A–18	38
3	Seattle (Seattle/38,144)–A–23	20

1997 (1-3)

13	San Diego (San Diego/62,542)–A–2	20
21	Seattle (3Com/50,153)–A–9	17
20	Jacksonville (3Com/50,346)–A–18	28
17	Denver (Denver/69,874)–A–23	31

1998 (2-3)

14	New England (3Com/46,374)–A–2	13
21	San Diego (San Diego/55,723)–A–8	27
24	Seattle (Vancouver, BC/45,202)–A–15*	21
20	Miami (3Com/53,214)–A–23	21
20	Seattle (Seattle/57,014)–A–28	21

*American Bowl at Vancouver, B.C.

1999 (3-1)

31	San Diego (3Com/65,898)–A–12	24
24	Seattle (3Com/66,193)–A–19	23
16	Oakland (Oakland/61,901)–A–30	8
3	Denver (Denver/68,421)–S–3	34

2000 (1-4)

0	New England (Canton/22,840)–J–31*	20
20	San Diego (3Com/64,243)–A–5	23
33	Kansas City (Kansas City/76,682)–A–13	10
21	Seattle (Seattle/68,579)–A–19	25
24	Denver (3Com/65,016)–A–25	28

*Hall of Fame Game at Canton, OH

2001 (1-3)

24	San Diego (San Diego/45,155)–A–11	25
20	Oakland (3Com/67,817)–A–19	17
18	Seattle (3Com/63,887)–A–25	28
7	Denver (Denver/73,855)–A–31	35

2002 (2-3)

7	Washington (Osaka/26,119)–A–3*	38
14	Kansas City (3Com/63,111)–A–10 (OT)–17	
12	Denver (Denver/73,071)–A–19	7
10	Oakland (Oakland/40,120)–A–24	17
27	San Diego (3Com/62,980)–A–28	3

*American Bowl in Osaka, Japan

2003 (3-1)

24	at Kansas City (Kansas City/73,830)–A–9	6
14	Oakland (3Com/65,856)–A–14	10
27	New Orleans (3Com/63,153)–A–23	12
3	at San Diego (San Diego/49,676)–A–29	24

2004 (0-4)

30	Oakland (Monster Park/63,854)–A–14	33
13	at Chicago (Chicago/61,760)–A–21	20
10	at Minnesota (Minnesota/63,960)–A–27	23
15	San Diego (Monster Park/60,034)–S–2	31

2005 (2-2)

21	Oakland (Monster Park/61,446)–A–13	13
21	at Denver (Denver/70,794)–A–20	26
16	Tennessee (Monster Park/56,856)–A–26	13
24	at San Diego (San Diego/49,817)–S–1	28

2006 (2-2)

28	Chicago (Monster Park/67,572)–A–11	14
7	at Oakland (Oakland/47,849)–A–20	23
7	at Dallas (Dallas/61,295)–A–26	17
23	San Diego (Monster Park/66,946)–S–1	14

2007 (1-3)

13	Denver (Monster Park/66,764)–A–13	17
26	Oakland (Monster Park/68,107)–A–18	21
28	at Chicago (Chicago/61,807)–A–25	31
13	at San Diego (San Diego/56,172)–A–30	16

2008 (2-2)

6	at Oakland (Oakland/52,609)–A–8	18
34	Green Bay (Candlestick/67,230)–A–16	6
37	at Chicago (Chicago/61,051)–A–21	30
17	San Diego (Candlestick/67,133)–A–29	20

2009 (3-1)

17	Denver (Candlestick/61,533)–A–14	16
21	Oakland (Candlestick/61,907)–A–22	20
20	at Dallas (Arlington/72,171)–A–29	13
7	at San Diego (San Diego/59,049)–S–4	26

2010 (4-0)

37	at Indianapolis (Indianapolis/65,644)–A–15	17
15	Minnesota (Candlestick/69,732)–A–22	10
28	at Oakland (Oakland/42,248)–A–28	24
17	San Diego (Candlestick/69,732)–S–2	14

2011 (2-2)

3	at New Orleans (New Orleans/72,578)–A–12	24
17	Oakland (Candlestick/69,732)–A–20	3
7	Houston (Candlestick/69,732)–A–27	30
20	at San Diego (San Diego/54,082)–S–1	17

2012 (3-1)

17	Minnesota (Candlestick/69,732)–A–10	6
9	at Houston (Houston/71,196)–A–18	20
29	at Denver (Denver/75,122)–A–26	24
35	San Diego (Candlestick/69,732)–A–30	3

2013 (3-1)

6	Denver (Candlestick/69,732)–A–8	10
15	at Kansas City (Kansas City/64,434)–A–16	13
34	Minnesota (Candlestick/69,732)–A–25	14
41	at San Diego (San Diego/55,386)–A–29	6

2014 (2-2)

3	at Baltimore (Baltimore/70,529)–A–7	23
0	Denver (Levi's Stadium/68,426) X –A–17	34
21	San Diego (Levi's Stadium/68,011)–A–24	7
40	at Houston (Houston/71,408)–A–28	13

2015 (2-2)

10	at Houston (Houston/71,403)–A–15	23
23	Dallas (Levi's Stadium/70,178)–A–23	6
12	at Denver (Denver/76,149)–A–29	19
14	San Diego (Levi's Stadium/70,178)–S–3	12

2016 (2-2)

13	Houston (Levi's Stadium/70,178)–A–14	24
31	at Denver (Denver/75,422)–A–20	24
10	Green Bay (Levi's Stadium/70,178)–A–26	21
31	at San Diego (San Diego/47,407)–S–1	21

2017 (2-2)

27	at Kansas City (Kansas City/66,706)–A–11	17
14	Denver (Levi's Stadium/62,283)–A–19	33
31	at Minnesota (Minnesota/70,178)–A–27	32
23	LA Chargers (Levi's Stadium/63,671)–A–31	13

2018 (1-3)

24	Dallas (Levi's Stadium/67,600)–A–9	21
13	at Houston (Houston/71,312)–A–18	16
17	at Indianapolis (Indianapolis/64,921)–A–25	23
21	LA Chargers (Levi's Stadium/63,043)–A–30	23

2019 (3-1)

17	Dallas (Levi's Stadium/67,052)–A–10	9
24	at Denver (Denver/72,679)–A–19	15
27	at Kansas City (Kansas City/73,027)–A–24	17
24	LA Chargers (Levi's Stadium/62,496)–A–29	27

X First 49ers pro football game in Levi's Stadium: August 17, 2014



HOME/AWAY RECORDS

HOME RECORD					ROAD RECORD				
YEAR	W	L	T	PCT	YEAR	W	L	T	PCT
1946	5	2	0	.714	1946	4	3	0	.571
1947	4	2	1	.642	1947	4	2	1	.642
1948	6	1	0	.857	1948	6	1	0	.857
1949	6	0	0	1.000	1949	3	3	0	.500
1950	3	3	0	.500	1950	0	6	0	.000
1951	5	1	0	.833	1951	2	3	1	.416
1952	3	3	0	.500	1952	4	2	0	.666
1953	5	1	0	.833	1953	4	2	0	.666
1954	4	2	0	.666	1954	3	2	1	.583
1955	2	4	0	.333	1955	2	4	0	.333
1956	3	3	0	.500	1956	2	3	1	.416
1957	5	1	0	.833	1957	3	3	0	.500
1958	4	2	0	.666	1958	2	4	0	.333
1959	4	2	0	.666	1959	3	3	0	.500
1960	3	3	0	.500	1960	4	2	0	.666
1961	5	1	1	.785	1961	2	5	0	.285
1962	1	6	0	.142	1962	5	2	0	.714
1963	2	5	0	.285	1963	0	7	0	.000
1964	3	4	0	.428	1964	1	6	0	.142
1965	4	2	1	.642	1965	3	4	0	.428
1966	4	2	1	.642	1966	2	4	1	.357
1967	3	4	0	.428	1967	4	3	0	.571
1968	3	3	1	.500	1968	4	3	0	.571
1969	3	3	1	.500	1969	1	5	1	.214
1970	5	1	1	.785	1970	5	2	0	.714
1971	4	3	0	.571	1971	5	2	0	.714
1972	4	2	1	.642	1972	4	3	0	.571
1973	3	4	0	.428	1973	2	5	0	.285
1974	3	4	0	.428	1974	3	4	0	.428
1975	2	5	0	.285	1975	3	4	0	.428
1976	4	3	0	.571	1976	4	3	0	.571
1977	3	4	0	.428	1977	2	5	0	.285
1978	2	6	0	.125	1978	0	8	0	.000
1979	2	6	0	.125	1979	0	8	0	.000
1980	4	4	0	.500	1980	2	6	0	.250
1981	7	1	0	.875	1981	6	2	0	.750
1982	0	5	0	.000	1982	3	1	0	.750
1983	4	4	0	.500	1983	6	2	0	.750
1984	7	1	0	.875	1984	8	0	0	1.000
1985	5	3	0	.625	1985	5	3	0	.625
1986	6	2	0	.750	1986	4	3	1	.562
1987	6	1	0	.857	1987	7	1	0	.875
1988	4	4	0	.500	1988	6	2	0	.750
1989	6	2	0	.750	1989	8	0	0	1.000
1990	6	2	0	.750	1990	8	0	0	1.000
1991	7	1	0	.875	1991	3	5	0	.375
1992	7	1	0	.875	1992	7	1	0	.875
1993	6	2	0	.750	1993	4	4	0	.500
1994	7	1	0	.875	1994	6	2	0	.750
1995	6	2	0	.750	1995	5	3	0	.625
1996	6	2	0	.750	1996	6	2	0	.750
1997	8	0	0	1.000	1997	5	3	0	.625
1998	8	0	0	1.000	1998	4	4	0	.500
1999	3	5	0	.375	1999	1	7	0	.125
2000	4	4	0	.500	2000	2	6	0	.250
2001	7	1	0	.875	2001	5	3	0	.625
2002	5	3	0	.625	2002	5	3	0	.625
2003	6	2	0	.750	2003	1	7	0	.125
2004	1	7	0	.125	2004	1	7	0	.125
2005	3	5	0	.375	2005	1	7	0	.125
2006	4	4	0	.500	2006	3	5	0	.375
2007	3	5	0	.375	2007	2	6	0	.250
2008	4	4	0	.500	2008	3	5	0	.375
2009	6	2	0	.750	2009	2	6	0	.250
2010	5	3	0	.625	2010	1	7	0	.125
2011	7	1	0	.875	2011	6	2	0	.750
2012	6	1	1	.813	2012	5	3	0	.625
2013	6	2	0	.750	2013	6	2	0	.750
2014	4	4	0	.500	2014	4	4	0	.500
2015	4	4	0	.500	2015	1	7	0	.125
2016	1	7	0	.125	2016	1	7	0	.125
2017	3	5	0	.375	2017	3	5	0	.375
2018	4	4	0	.500	2018	0	8	0	.000
2019	6	2	0	.750	2019	7	1	0	.875
TOTALS	324	211	9	.604		259	278	7	.483



NFC WEST STANDINGS - 1970-2019

1970	
* San Francisco	10-3-1
Los Angeles Rams	9-4-1
Atlanta	4-8-2
New Orleans	2-11-1

1971	
* San Francisco	9-5
Los Angeles Rams	8-5-1
Atlanta	7-6-1
New Orleans	4-8-2

1972	
* San Francisco	8-5-1
Atlanta	7-7
Los Angeles Rams	6-7-1
New Orleans	2-11-1

1973	
* Los Angeles Rams	12-2
Atlanta	9-5
New Orleans	5-9
San Francisco	5-9

1974	
* Los Angeles Rams	10-4
San Francisco	6-8
New Orleans	5-9
Atlanta	3-11

1975	
* Los Angeles Rams	12-2
San Francisco	5-9
Atlanta	4-10
New Orleans	2-12

1976	
* Los Angeles Rams	10-3-1
San Francisco	8-6
New Orleans	4-10
Atlanta	4-10
Seattle	2-12

1977	
* Los Angeles Rams	10-4
Atlanta	7-7
San Francisco	5-9
New Orleans	3-11

1978	
* Los Angeles Rams	12-4
* Atlanta	9-7
New Orleans	7-9
San Francisco	2-14

1979	
* Los Angeles Rams	9-7
New Orleans	8-8
Atlanta	6-10
San Francisco	2-14

1980	
* Atlanta	12-4
* Los Angeles Rams	11-5
San Francisco	6-10
New Orleans	1-15

1981	
* San Francisco	13-3
Atlanta	7-9
Los Angeles Rams	6-10
New Orleans	4-12

1982	
* Atlanta	5-4
New Orleans	4-5
San Francisco	3-6
Los Angeles Rams	2-7

1983	
* San Francisco	10-6
* Los Angeles Rams	9-7
New Orleans	8-8
Atlanta	7-9

1984	
* San Francisco	15-1
* Los Angeles Rams	10-6
New Orleans	7-9
Atlanta	4-12

1985	
* Los Angeles Rams	11-5
* San Francisco	10-6
New Orleans	5-11
Atlanta	4-12

1986	
* San Francisco	10-5-1
* Los Angeles Rams	10-6
Atlanta	7-8-1
New Orleans	7-9

1987	
* San Francisco	13-2
* New Orleans	12-3
Los Angeles	6-9
Atlanta	3-12

1988	
* San Francisco	10-6
* Los Angeles Rams	10-6
New Orleans	10-6
Atlanta	5-11

1989	
* San Francisco	14-2
* Los Angeles Rams	11-5
New Orleans	9-7
Atlanta	3-13

1990	
* San Francisco	14-2
* New Orleans	8-8
Los Angeles Rams	5-11
Atlanta	5-11

1991	
* New Orleans	11-5
* Atlanta	10-6
San Francisco	10-6
Los Angeles Rams	3-13

1992	
* San Francisco	14-2
* New Orleans	12-4
Atlanta	6-10
Los Angeles Rams	6-10

1993	
* San Francisco	10-6
New Orleans	8-8
Atlanta	6-10
Los Angeles Rams	5-11

1994	
* San Francisco	13-3
New Orleans	7-9
Atlanta	7-9
Los Angeles Rams	4-12

1995	
* San Francisco	11-5
* Atlanta	9-7
St. Louis	7-9
Carolina	7-9
New Orleans	7-9

1996	
* Carolina	12-4
* San Francisco	12-4
St. Louis	6-10
Atlanta	3-13
New Orleans	3-13

1997	
* San Francisco	13-3
Atlanta	7-9
Carolina	7-9
New Orleans	6-10
St. Louis	5-11

1998	
* Atlanta	14-2
* San Francisco	12-4
New Orleans	6-10
Carolina	4-12
St. Louis	4-12

1999	
* St. Louis	13-3
Carolina	8-8
Atlanta	5-11
San Francisco	4-12
New Orleans	3-13

2000	
* St. Louis	10-6
* New Orleans	10-6
Carolina	7-9
San Francisco	6-10
Atlanta	4-12

2001	
* St. Louis	14-2
* San Francisco	12-4
New Orleans	7-9
Atlanta	7-9
Carolina	1-15

2002	
* San Francisco	10-6
St. Louis	7-9
Seattle	7-9
Arizona	5-11

2003	
* St. Louis	12-4
* Seattle	10-6
San Francisco	7-9
Arizona	4-12

2004	
* Seattle	9-7
* St. Louis	8-8
Arizona	6-10
San Francisco	2-14

2005	
* Seattle	13-3
St. Louis	6-10
Arizona	5-11
San Francisco	4-12

2006	
* Seattle	9-7
St. Louis	8-8
San Francisco	7-9
Arizona	5-11

2007	
* Seattle	10-6
Arizona	8-8
San Francisco	5-11
St. Louis	3-13

2008	
* Arizona	9-7
San Francisco	7-9
Seattle	4-12
St. Louis	2-14

2009	
* Arizona	10-6
San Francisco	8-8
Seattle	5-11
St. Louis	1-15

2010	
* Seattle	7-9
St. Louis	7-9
San Francisco	6-10
Arizona	5-11

2011	
* San Francisco	13-3
Arizona	8-8
Seattle	7-9
St. Louis	2-14

2012	
* San Francisco	11-4-1
* Seattle	11-5
St. Louis	7-8-1
Arizona	5-11

2013	
* Seattle	13-3
* San Francisco	12-4
Arizona	10-6
St. Louis	7-9

2014	
* Seattle	12-4
* Arizona	11-5
San Francisco	8-8
St. Louis	6-10

2015	
* Arizona	13-3
* Seattle	10-6
St. Louis	7-9
San Francisco	5-11

2016	
* Seattle	10-5-1
Arizona	7-8-1
Los Angeles Rams	4-12
San Francisco	2-14

2017	
* Los Angeles Rams	11-5
Seattle	9-7
Arizona	8-8
San Francisco	6-10

2018	
* Los Angeles Rams	13-3
* Seattle	10-6
San Francisco	4-12
Arizona	3-13

2019	
* San Francisco	13-3
* Seattle	11-5
Los Angeles Rams	9-7
Arizona	5-10-1

* Playoff Team



SAN FRANCISCO 49ERS FOUNDER ANTHONY J. (TONY) MORABITO (1910-1957)



Tony Morabito dedicated his life to bringing an idea to fruition that others thought preposterous – the membership of the West Coast, in general, and San Francisco, in particular, in a nation-wide professional football league.

Morabito was the sports pioneer of the West, bringing San Francisco its first major league professional team, the San Francisco 49ers, in a professional sports business that was dominated by the East Coast. Before World War II, Morabito was convinced the San Francisco Bay Area was ready for a franchise in the National Football League. The Bay

Area was a mecca for college football. Fans came in droves to Kezar Stadium to see the Wonder Teams of California—Berkeley and the Wow Boys of Stanford, led by Frankie Albert. St. Mary's, Santa Clara and the University of San Francisco were also area powerhouses that regularly defeated the University of Washington and Southern California inside the walls of Kezar.

Morabito saw the rise of football in the area and presented a case to birth a professional football team in 1942 to National Football League officials, but he was quickly ushered out of the meeting room with firm politeness. In the spring of 1944, he took another crack, filing an application for an expansion team in the NFL. Morabito and some of his business associates went to Chicago to present their plan in front of League Commissioner, Elmer Layden. The NFL had no teams west of Chicago, and had no plans of changing their geographical structure. Morabito was again shunned.

He was then put in touch with Arch Ward, sports editor of The Chicago Tribune who was trying to organize a rival league, the All-America Football Conference. Morabito told Ward to count him in.

The new league's first meeting was held on June 6, 1944 in St. Louis, D-Day in Europe. Morabito agreed to form a San Francisco franchise in a league that would not begin operations until the end of the war.

It was the right time, and Morabito knew it.

A native of San Francisco, Morabito learned the game of football on vacant lots in the North Beach sector and had some success later as a halfback at St. Ignatius High School. He went on to play for the University of Santa Clara as a freshman in 1927 but his playing career was ended shortly after by a shoulder injury. He received his diploma in 1931 at the height of the Great Depression. He got a job driving a truck for \$80 a month while his father, an immigrant from Italy, had built up a flourishing ship's service business on the San Francisco waterfront, only to see it fold in the wake of the depression years.

As the country's economic state began to improve, so did Morabito's. By 1940, when he was 30 years old, he became a success in the lumber carrier business. The army turned him down for duty in 1942 because of partial deafness, which later forced him to wear a hearing aid.

By 1946, the San Francisco 49ers first year of operation, the Bay Area was in the middle of a postwar economic surge. Morabito's lumber yard was in huge demand as houses were springing up to shelter the fast-growing population that was migrating to California.

Morabito owned the new All-America Football Conference franchise with his partners in the Lumber Terminals of San Francisco – Allen E. Sorrell and E.J. Turre – and his younger brother, Victor.

Sorrell suggested the team be named "49ers" after the voyagers who had rushed the West for gold. It is the only name the team has ever been affiliated with and San Francisco is the only city in which it has resided.



49ers Founder, Tony Morabito

The original team logo depicted San Francisco's wild beginnings. It was a goldminer in boots and a lumberjack shirt, firing a pair of pistols. One shot just missed the miner's head, while the other missed his foot. The logo was taken from a design seen on the side of railway freight cars.

With a charter, name and logo, the group recruited Lawrence "Buck" Shaw, Santa Clara's famous "Silver Fox," as the 49ers first head coach. The organization spent \$250,000 to get structured before the team even took their first snap. Morabito's approach was considered "first class," by most, and a financial risk by many.

But Morabito charged on, hand-picking an inaugural roster comprised of 32 players including Frankie Albert, Norm Standlee and Bruno Banducci, all from Stanford, and stars from Santa Clara, including Alyn Beals, an end who scored 46 pro touchdowns in four years. Other known players on the roster were Len Eshmont, Johnny "Johnny Strike" Strzykalski and Joe "The Toe" Ventrano.



Tony Morabito's widow, Josephine (left), and Victor Morabito's widow, Jane (right), kept control of the 49ers after their husbands' passing along with team president Lou Spadia (middle).

Morabito watched as his 49ers played their first game on August 24, 1946, a 17–7 exhibition win over the Los Angeles Dons at Balboa Park in San Diego. The 49ers first home game was played at Kezar Stadium on September 1, 1946, a 34–14 exhibition win over the Chicago Rockets in front of 45,000 fans made up of longshoremen, draymen, mechanics and waterfront workers.

The first regular season league game was on September 8, 1946 against the New York Yankees. The 49ers scored first, but lost 21–7 in a game that began in sunshine and ended in the famous Kezar fog.

The 49ers finished 9–5 in their first season under Shaw, and went on to have an 8–4–2 record in 1947, 12–2 finish in 1948 and 10–4 record, including a trip to the Championship Game, in their final season in the AAFC.

At the end of 1949, it was announced that the AAFC had run its course. San Francisco, Cleveland and Baltimore received NFL franchises and would begin play in the NFL in 1950. The merger was what Morabito had hoped for all along as he, his brother Victor and general manager Lou Spadia, continued to hold the reins.

The 49ers struggled during their first season among the NFL elite, finishing with a 3–9 record. The following year though, the 49ers went 7–4–1.

As the seasons went on, Morabito was the heart and soul of the organization, signing on greats like The Million Dollar Backfield: Joe "The Jet" Perry, Hugh "The King" McElhenny and John Henry Johnson. He also attracted some of the NFL's most renowned talents in R.C. Owens, Bob St. Clair, Leo Nomellini, John Brodie and Y.A. Tittle.

The players appreciated his honesty, and trusted his every move and word.

As the 1950's progressed, Morabito was warned by his doctors that a bad heart and the rigors of football were not a healthy combination. But Morabito wasn't going to let a health scare get in the way of his passion. "What the hell, if I'm going to die, I might as well die at a football game," he said.

On October 27, 1957, the 49ers hosted the Chicago Bears at Kezar. The 49ers entered the game with a 3–1 record behind the talents of Owens, Perry, Tittle, McElhenny, Billy Wilson, and others. The Bears had a 14–0 advantage in the first quarter before the 49ers scored to close the deficit at 14–7. Just as the 49ers lined up for the next kickoff, Morabito, who was sitting next to his wife, Josephine, and his brother, Victor, in the guest box, suddenly collapsed. The great heart that had been with the 49ers since the franchise's inception had failed.

Father Bill McGuire of St. James parish was summoned to the guest box and pronounced Morabito his final absolution. Morabito looked up at him and smiled.

"Thank you father," he said.

Those were his last words.

The 49ers were behind 17–7 in the third quarter when the team learned of Morabito's death. His players rallied and came back to defeat Chicago, 21–17, in an emotional last win for their owner. The 49ers finished the season with three straight victories and an 8–4 record, tying Detroit for the NFL Western Division title.

Victor, Tony's younger brother, kept the team in the family until 1964, when he too died of a heart attack. Both Victor and Tony's wives, Jane and Josephine, retained control of the 49ers with Lou Spadia as team president until 1977, when a new team owner, Edward DeBartolo Jr. of Youngstown, Ohio emerged to buy the franchise.

Morabito's conviction, passion and character birthed and kept an NFL franchise in San Francisco, and laid the sturdy foundation that enabled the 49ers to become one of the NFL's premier football powers over the past 60 years.



SAN FRANCISCO 49ERS TEAM AWARDS

LEN ESHMONT AWARD

The Len Eshmont Award, the 49ers most prestigious annual honor, has been given each year to the 49ers player who best exemplifies the “inspirational and courageous play” of Len Eshmont. A member of the original 1946 49ers team, Eshmont coached at Navy and Virginia following his playing days with the 49ers. Eshmont died in 1957.

Listed below are the 49ers annual Len Eshmont Award winners since its inception in 1957:

1957 QB Y.A. Tittle	1979 RB Paul Hofer	1999 DT Bryant Young
1958 FB Joe Perry	1980 DT Archie Reese	2000 DT Bryant Young
1959 HB J.D. Smith	1981 TE Charle Young	2001 RB Garrison Hearst
1960 S Dave Baker	1982 WR Dwight Clark	2002 S Tony Parrish
1961 DT Leo Nomellini	1983 RB/ST Bill Ring	2003 LB Julian Peterson
1962 DE Dan Colchico	1984 LB Keena Turner	2004 DT Bryant Young
1963 T Bob St. Clair	1985 FB Roger Craig	2005 DT Bryant Young
1964 DT Charlie Krueger	1986 QB Joe Montana	2006 DT Bryant Young
1965 QB John Brodie	1987 WR Jerry Rice	2007 DT Bryant Young
1966 HB John David Crow	1988 NT Michael Carter	2008 WR Isaac Bruce
1967 LB Dave Wilcox	RB Roger Craig	2009 TE Vernon Davis
1968 LB Matt Hazeltine	1989 QB Joe Montana	2010 LB Takeo Spikes
1969 CB Jimmy Johnson	1990 DE Kevin Fagan	2011 DT Justin Smith
1970 S Roosevelt Taylor	LB Charles Haley	2012 DT Justin Smith
1971 LB Ed Beard	1991 WR John Taylor	2013 LB NaVorro Bowman
1972 DE Tommy Hart	1992 QB Steve Young	2014 RB Frank Gore
1973 S Mel Phillips	1993 WR Jerry Rice	2015 WR Anquan Boldin
1974 T Len Rohde	1994 QB Steve Young	2016 QB Colin Kaepernick
1975 CB Jimmy Johnson	1995 FB William Floyd	2017 WR Marquise Goodwin
1976 DE Tommy Hart	1996 DT Bryant Young	2018 DL DeForest Buckner
1977 S Mel Phillips	1997 DT Dana Stubblefield	2019 TE George Kittle
1978 RB Paul Hofer	1998 DT Bryant Young	

BILL WALSH AWARD

The Bill Walsh Award was established in 2004 in honor of San Francisco’s Hall of Fame Head Coach. The award, which is voted on by the coaching staff, is given to the 49er who has best represented the standard of professional excellence established by Walsh. Walsh served as the team’s head coach for 10 seasons from 1979–88. In that time, he compiled a record of 102–63–1 and led the team to three Super Bowls. He was twice named Coach of the Year (1981, 1984) and was later named Coach of the Decade for the 1980s.

2004 DE Bryant Young	2008 DE Justin Smith	2015 K Phil Dawson
2005 LB Derek Smith	2009 LB Patrick Willis	2016 T Joe Staley
K Joe Nedney	2010 RB Frank Gore	2017 FB Kyle Juszczyk
2006 RB Frank Gore	2011 DT Justin Smith	2018 TE George Kittle
CB Walt Harris	2012 LB Aldon Smith	2019 DL DeForest Buckner
2007 CB Nate Clements	2013 WR Anquan Boldin	
LB Patrick Willis	2014 S Antoine Bethea	

ED BLOCK COURAGE AWARD

The Ed Block Courage Award is named after Ed Block, the former head athletic trainer of the Baltimore Colts of 23 years. Block was a pioneer in his profession and a respected humanitarian whose most passionate cause was helping children of abuse. The award is presented in his name each year to the player that exemplified a commitment to sportsmanship and courage. Ed Block Courage Award winners from each of the 32 NFL teams are honored at a banquet in Baltimore, MD. All proceeds from the event benefit the Ed Block Courage Award Foundation’s Courage House National Support Network. Named after the NFL team in a respective NFL city, a Courage House is a facility that provides support and quality care for abused children and their families in that community. The 49ers dedicated their Courage House in October 2003 at the Edgewood House in San Francisco.

1984 DB Ronnie Lott	1996 FB William Floyd	2008 LB Manny Lawson
1985 LB Keena Turner	1997 C/G Jesse Sapolu	2009 CB Shawntae Spencer
1986 QB Joe Montana	1998 WR Jerry Rice	2010 DT Justin Smith
1987 WR Mike Wilson	1999 DT Bryant Young	2011 QB Alex Smith
1988 CB Eric Wright	2000 RB Garrison Hearst	2012 WR Kyle Williams
1989 DB Chet Brooks	2001 S Lance Shulters	2013 C Jonathan Goodwin
1990 WR Mike Sherrard	2002 S Tony Parrish	2014 WR Kassim Osgood
1991 DB Dave Waymer	2003 C Jeremy Newberry	2015 LB NaVorro Bowman
1992 DB Eric Davis	2004 LB Jamie Winborn	2016 DL Glenn Dorsey
1993 CB Don Griffin	2005 C Jeremy Newberry	2017 WR Marquise Goodwin
1994 T Harris Barton	2006 RB Frank Gore	2018 CB Richard Sherman
1995 DE Dennis Brown	2007 C Eric Heitmann	2019 DL Solomon Thomas

BOBB MCKITTRICK AWARD

This award is given annually to the 49ers offensive lineman who best exemplifies the dedication, excellence and commitment of offensive line coach Bobb McKittrick, a five–time Super Bowl champion.

In 1999, the San Francisco 49ers, under the direction of Bill Walsh, established the Bobb McKittrick Award. The award is meant to honor those offensive linemen who have best represented the courage, intensity and sacrifice displayed by the late McKittrick during his 21 years of service with the 49ers. With the award established, McKittrick retroactively chose winners that he coached each season dating back to 1981.

“Bobb gave distinguished service to the organization since our renaissance in 1979,” Walsh said. “He was a vital factor in five Super Bowl championships, the evolution of a dynasty and in the production of some of the finest offensive linemen in football. Offensive linemen don’t receive the recognition they so richly deserve. This gives us a venue to honor their sacrifices and achievements.”

1981 Keith Fahnhorst	1995 Kirk Scrafford	2008 Eric Heitmann
1983 John Ayers	1996 Jesse Sapolu	2009 David Baas
1984 Randy Cross	1997 Ray Brown	2010 David Baas
1985 Fred Quillan	1998 Chris Dalman	2011 Jonathan Goodwin
1986 Keith Fahnhorst	1999 Ray Brown	2012 Anthony Davis
1987 Bubba Paris	2000 Jeremy Newberry	2013 Alex Boone
1988 Steve Wallace	2001 Ray Brown	2014 Joe Staley
1989 Harris Barton	2002 Scott Gragg	2015 Joe Staley
1990 Guy McIntyre	2003 Jeremy Newberry	2016 Zane Beadles
1991 Jesse Sapolu	2004 Kyle Kosier	2017 Daniel Kilgore
1992 Guy McIntyre	2005 Jeremy Newberry	2018 Laken Tomlinson
1993 Harris Barton	2006 Eric Heitmann	2019 Mike Person
1994 Derrick Deese	2007 Eric Heitmann	



MATT HAZELTINE AWARD

The Hazeltine Iron Man Award is named after linebacker/center Matt Hazeltine, a 14-year performer who played more seasons at linebacker than any other 49ers player. Known for his durability and dedication, Hazeltine passed away in 1987 from amyotrophic lateral sclerosis (ALS) and Bill Walsh established the award in his honor that year. The award is given annually to the most courageous and inspirational defensive player.

1987 LB Michael Walter	1998 S Tim McDonald	2009 NT Aubrayo Franklin
1988 LB Charles Haley	1999 DT Bryant Young	2010 DT Justin Smith
1989 DB Ronnie Lott	2000 LB Ken Norton Jr.	2011 DT Justin Smith
1990 DE Kevin Fagan	2001 S Lance Schulters	2012 DT Ray McDonald
1991 LB Charles Haley	2002 S John Keith	2013 DT Justin Smith
1992 DE Pierce Holt	2003 LB Derek Smith	2014 DT Justin Smith
1993 S Tim McDonald	2004 LB Jeff Ulbrich	2015 DB Jimmie Ward
1994 CB Merton Hanks	2005 DE Bryant Young	2016 S Antoine Bethea
1995 S Tim McDonald	2006 LB Brandon Moore	2017 DL DeForest Buckner
1996 CB Merton Hanks	2007 LB Jeff Ulbrich	2018 DL DeForest Buckner
1997 LB Gary Plummer	2008 LB Takeo Spikes	2019 LB Kwon Alexander

GARRY NIVER AWARD

The Garry Niver Award is presented annually by the San Francisco Chapter of the Pro Football Writers of America to a 49ers' player for his cooperation and professional style in helping the pro football writers do their jobs. The award is named after pro football writer, Garry Niver, who was a long-time beat writer who covered the 49ers for the *San Mateo Times*.

1993 C/G Jesse Sapolu	2003 QB Jeff Garcia	2012 RB Frank Gore
1994 S Tim McDonald	2004 LB Jeff Ulbrich	2013 S Donte Whitner
1995 QB Steve Young	2005 LB Julian Peterson	2014 RB Frank Gore
1996 T Steve Wallace	2006 DE Bryant Young	2015 WR Torrey Smith
1997 G Ray Brown	2007 RB Frank Gore	2016 S Antoine Bethea
1998 S Tim McDonald	2008 C Eric Heitmann	2017 WR Marquise Goodwin
1999 WR Jerry Rice	2009 QB Alex Smith	2018 T Joe Staley
2000 S Lance Schulters	QB Shaun Hill	2019 CB Richard Sherman
2001 QB Jeff Garcia	2010 LB Takeo Spikes	
2002 DT Dana Stubblefield	2011 S Donte Whitner	

THOMAS HERRION AWARD

49ers owners Denise and John York established the Thomas Herrion Memorial Award in 2005, which is presented each season to a rookie or first-year player that best represents the dream of Thomas Herrion. The award will go to a player, like Thomas, who has taken advantage of every opportunity, turned it into a positive situation and made their dream turn into a reality.

2005 T Thomas Herrion	2011 CB Cory Nelms	2018 QB Nick Mullens
2006 T Harvey Dahl	2012 LB Michael Wilhoite	2019 LB Dre Greenlaw
2007 CB Tarell Brown	2013 S Eric Reid	
2008 WR Dominique Zeigler	2014 LB Chris Borland	
2009 FB Brit Miller	2015 S Jaquiski Tartt	
2010 RB Anthony Dixon	2016 DL DeForest Buckner	
DT Will Tukuafu	2017 DB Adrian Colbert	

MAN OF THE YEAR AWARD

Established in 1970 and renamed in 1999 after the late Hall of Fame Chicago Bears running back, the Walter Payton Man of the Year award is given annually to the player who best exemplifies a commitment to philanthropy and community involvement. Each team nominates one player who has had a significant positive impact on his community and a winner is selected ahead of the Super Bowl.

2001 QB Jeff Garcia	2008 WR Isaac Bruce	2015 WR Anquan Boldin
2002 QB Jeff Garcia	2009 TE Vernon Davis	2016 WR Torrey Smith
2003 WR Terrell Owens	2010 LB Takeo Spikes	2017 P Bradley Pinion
2004 DE Bryant Young	2011 DT Justin Smith	2018 K Robbie Gould
2005 DE Bryant Young	2012 QB Alex Smith	2019 CB Richard Sherman
2006 QB Trent Dilfer	2013 TE Vernon Davis	
2007 CB Nate Clements	2014 WR Anquan Boldin	

10-YEAR CLUB

All 49ers players whose tenures reached the 10-year mark are recognized in the team's Santa Clara practice facility.

Player	Position	Years
Joe Perry	HB	1948–60, 63
Leo Nomellini	T	1950–63
Y.A. Tittle	QB	1951–60
Billy Wilson	E	1951–60
Bob St. Clair	T	1953–64
Matt Hazeltine	LB	1955–68
Bruce Bosley	C/G	1956–68
John Brodie	QB	1957–73
John Thomas	T	1958–67
Tommy Davis	K	1959–69
Charlie Krueger	DT	1959–73
Roland Lakes	DT	1959–73
Len Rohde	T	1960–74
Jimmy Johnson	DB	1961–76
Dave Wilcox	LB	1964–74
Mel Phillips	DB	1966–76
Frank Nunley	LB	1967–76
Woody Peoples	G	1968–77
Skip Vanderbundt	LB	1968–77
Tommy Hart	DE	1968–77
Cas Banaszek	T	1968–77
Cedrick Hardman	DE	1970–79
Willie Harper	LB	1973–83
Keith Fahnhorst	T	1974–87
John Ayers	G	1976–86
Randy Cross	G/C	1976–88
Ray Wersching	K	1977–87
Fred Quillan	C	1978–87
Dwaine Board	DE	1979–88
Joe Montana	QB	1979–92
Keena Turner	LB	1980–90
Mike Wilson	WR	1981–90
Ronnie Lott	CB	1981–90
Eric Wright	CB	1981–90
Jesse Sapolu	C/G	1983–97
Guy McIntyre	G	1984–93
Mike Walter	LB	1984–93
Jerry Rice	WR	1985–00
John Taylor	WR	1986–95
Steve Wallace	T	1986–96
Steve Young	QB	1987–99
Brent Jones	TE	1987–97
Harris Barton	T	1987–98
Derrick Deese	G/T	1992–03
Bryant Young	DT	1994–07
Jeff Ulbrich	LB	2000–09
Brian Jennings	LS/TE	2000–12
Andy Lee	P	2004–14
Frank Gore	RB	2005–14
Vernon Davis	TE	2006–15
Joe Staley	T	2007–present



SAN FRANCISCO 49ERS COMMUNITY/TEAM AWARDS

POP WARNER LITTLE SCHOLARS TEAM OF THE YEAR

In 2017, the 49ers were named the Pop Warner Little Scholars Team of the Year. Throughout the year the 49ers Youth Football Program promotes grassroots football with youth camps, a local Coach of the Year award, Player of the Week awards, and its USA Football partnership. The efforts by the 49ers also include hosting the unique 43-year old local prep football tradition known as the Charlie Wedemeyer High School All-Star Football Game, the annual Friday Night Lights High School Football double-header, and free youth football camps. Additionally, the 49ers Youth Football Program has consistently grown youth participation 18 percent year over year.



In 2016, DL DeForest Buckner participated in the 49ers annual Mentorship Academy. In partnership with USA Football, 49ers rookies host several high school football captains and coaches from local area schools. The event focuses on leadership development, while educating the young athletes on the NFL Player Engagement's Prep "Character Development" curriculum, including social media awareness, leadership and decision making.

ESPN SPORTS HUMANITARIAN TEAM OF THE YEAR

After being recognized as a finalist for the third consecutive year, the San Francisco 49ers were awarded Sports Humanitarian Team of the Year Award in 2017, presented by ESPN. In addition to the San Francisco 49ers collectively donating over 1,200 hours of volunteer time to 75 community events and committing \$4 million to local non-profits in 2016 alone, the team is also at the forefront of two innovative and highly impactful programs that use football to make lasting changes in the Bay Area.



First, the 49ers STEM Leadership Institute is a six-year curriculum that begins in 7th grade and continues through high school and seeks to prepare students with high academic potential in STEM. Second, the 49ers STEAM Education Program – which opened in 2014, provides informal learning experiences for K–8 students through its program that teaches standards-aligned (Common Core and Next Generation Science) lessons using the STEAM principles of science, technology, engineering, art, and mathematics. Housed within the Denise DeBartolo York Education Center at Levi's Stadium, the program has reached over 150,000 participants since inception – free of charge – with over 50 percent of students coming from Title I designated schools.



NFL AWARD WINNERS

NFL MOST VALUABLE PLAYER

1970 QB John Brodie (AP, NEA, *SN*, *PFW*, *FN* and K.C. Committee of 101)
 1981 QB Joe Montana (*NY Daily News*)
 1982 WR Dwight Clark (*SI*)
 1984 QB Joe Montana (*Football News*)
 1986 WR Jerry Rice (*SI*)
 1987 WR Jerry Rice (PFWA, NEA, *SI*, *FN* and *FD*)
 1988 RB Roger Craig (NEA and *SI*)
 1989 QB Joe Montana (PFWA, AP, NEA, *FN* and *SI*)
 1990 QB Joe Montana (AP), WR Jerry Rice (*SI*)
 1992 QB Steve Young (PFWA, AP, NEA, *FD* and *SI*)
 1994 QB Steve Young (PFWA, AP and *SI*)

NFC MOST VALUABLE PLAYER

1989 QB Joe Montana (*FM*)

NFL PLAYER OF THE YEAR

1952 HB Hugh McElhenny (*SP*)
 1954 FB Joe Perry (UPI)
 1955 FB Joe Perry (UPI)
 1957 QB Y.A. Tittle (UPI)
 1970 QB John Brodie (AP and *FM*)
 1987 WR Jerry Rice (Maxwell Club and *SM*)
 1989 QB Joe Montana (*SN*, *FD* and Maxwell Club)
 1990 WR Jerry Rice (*SN*)
 1992 QB Steve Young (*SN* and Maxwell Club)
 1994 QB Steve Young (*SN*)

NFC PLAYER OF THE YEAR

1970 QB John Brodie (UPI)
 1994 QB Steve Young (UPI)

NFL OFFENSIVE PLAYER OF THE YEAR

1970 QB John Brodie (NEA and *PFW*)
 1986 WR Jerry Rice (*PFW*)
 1987 WR Jerry Rice (AP, *PFW* and *FD*)
 1988 RB Roger Craig (AP)
 1989 QB Joe Montana (AP and *PFW*)
 1992 QB Steve Young (AP and *PFW*)
 1993 WR Jerry Rice (AP)
 1994 QB Steve Young (AP, *PFW* and *CPFM*)

NFC OFFENSIVE PLAYER OF THE YEAR

1986 WR Jerry Rice (K.C. Committee 101)
 1987 WR Jerry Rice (UPI and K.C. Committee 101)
 1988 RB Roger Craig (UPI and K.C. Committee 101)
 1989 QB Joe Montana (UPI and K.C. Committee 101)
 1992 QB Steve Young (UPI, *FN* and K.C. Committee 101)
 1994 QB Steve Young (Kansas City Committee 101)

NFL DEFENSIVE PLAYER OF THE YEAR

1981 DE Fred Dean (UPI and K.C. Committee 101)
 1994 CB Deion Sanders (AP and *CPFN*)
 1995 FS Merton Hanks (*FD*)
 1997 DT Dana Stubblefield (AP, *PFW*, *FD*, *CPFN*, NEA, K.C. Committee 101)

PEPSI ROOKIE OF THE YEAR

2019 **DL Nick Bosa**

NFC DEFENSIVE PLAYER OF THE YEAR

1990 LB Charles Haley (UPI and K.C. Committee 101)
 1994 CB Deion Sanders (K.C. Committee 101)
 1997 DT Dana Stubblefield (K.C. Committee 101)

NFL ROOKIE OF THE YEAR

1952 HB Hugh McElhenny (UPI)
 2019 **DL Nick Bosa** (PFWA, *SN*)

NFL DEFENSIVE ROOKIE OF THE YEAR

1970 CB Bruce Taylor (*PFW*)
 1993 DT Dana Stubblefield (AP)
 1994 DT Bryant Young (UPI)
 2007 LB Patrick Willis (AP)
 2019 **DL Nick Bosa** (AP, PFWA, *SI*)

NFL MAN OF THE YEAR

1989 Edward J. DeBartolo Jr. (*FM*)

WALTER PAYTON NFL MAN OF THE YEAR

2015 WR Anquan Boldin

COACH OF THE YEAR

1959 Howard (Red) Hickey (*DM*)
 1981 Bill Walsh (AP, *SN* and *PFW*)
 1989 George Seifert (*FD*)
 1990 George Seifert (*SM*)
 1994 George Seifert (*SM*)
 2011 Jim Harbaugh (AP, *PFW/PFWA*, *SN*, *SI* and *DMN*)
 2019 **Kyle Shanahan** (*SN*, Committee of 101)

COORDINATOR OF THE YEAR

2019 **Robert Saleh** (*SN*)

EXECUTIVE OF THE YEAR

1989 John McVay (*SN*)
 1994 Carmen Policy (*SN* and *PFW*)
 2011 Trent Baalke (*PFW/PFWA*)
 2019 **John Lynch** (*PFWA*)

SUPER BOWL MOST VALUABLE PLAYER

1981 QB Joe Montana (Super Bowl XVI)
 1984 QB Joe Montana (Super Bowl XIX)
 1988 WR Jerry Rice (Super Bowl XXIII)
 1989 QB Joe Montana (Super Bowl XXIV)
 1994 QB Steve Young (Super Bowl XXIX)

NFL COMEBACK PLAYER OF THE YEAR

1999 DT Bryant Young (AP)
 2001 RB Garrison Hearst (AP and PFWA)
 2019 **QB Jimmy Garoppolo** (*SN*)

NFL MOST IMPROVED PLAYER

2000 QB Jeff Garcia (*PFW*)
 2018 TE George Kittle (*PFWA*)

MOST CARING ATHLETE

2000 DT Bryant Young (*USA Today*)
 DT Junior Bryant (*USA Today*)

AP – Associated Press, CPNW – College and Pro Football Newsweekly, DMN – Dallas Morning News, DN – Detroit News, DP – Detroit Press, FD – Football Digest, FI – NFL Films, FN – Football News, K.C. Committee 101 – Kansas City Committee 101, PFD – Pro Football Digest, PFW – Pro Football Weekly, PFWA – Pro Football Writers of America, SI – Sports Illustrated, SN – Sporting News, UPI – United Press International

49ERS PLAYER OF THE MONTH

OFFENSE	DEFENSE	SPECIAL TEAMS	OFFENSE	DEFENSE	SPECIAL TEAMS
1986 WR Jerry Rice (Nov.)			2006	CB Walt Harris (Nov.)	
1988	LB Charles Haley (Oct.)		2007	LB Patrick Willis (Oct.)*	
1989 QB Joe Montana (Nov.)				LB Patrick Willis (Dec.)*	
1990	LB Charles Haley (Oct.)		2011	LB Aldon Smith (Oct.)*	
1991 QB Steve Young (Oct.)				LB Aldon Smith (Dec.)*	K David Akers (Dec.)
1992 QB Steve Young (Oct.)	LB Tim Harris (Dec.)		2012	LB Aldon Smith (Nov.)	
1993 QB Steve Young (Nov.)	CB Eric Davis (Oct.)		2013	LB NaVorro Bowman (Dec.)	
1994 QB Steve Young (Nov.)			2014	LB Chris Borland (Nov.)*	
1994 QB Steve Young (Dec.)			2017	LB Reuben Foster (Nov.)*	
1995	LB Ken Norton (Oct.)				K Robbie Gould (Dec.)
1997	DT Dana Stubblefield (Nov.)		2018		K Robbie Gould (Dec.)
1998 QB Steve Young (Sept.)			2019		K Robbie Gould (Dec.)
2001 QB Jeff Garcia (Nov.)				DL Nick Bosa (Oct.)	
	DE Andre Carter (Dec.)*			DL Nick Bosa (Oct.)*	
				LB Fred Warner (Nov.)	

* NFL Defensive Rookie of the Month



49ERS PLAYER OF THE WEEK

	OFFENSE	DEFENSE	SPECIAL TEAMS
1984	QB Joe Montana (Week 8)		
1985	RB Roger Craig (Week 2)	S Dwight Hicks (Week 16)	
	QB Joe Montana (Week 5)		
	WR Jerry Rice (Week 14)		
1986	QB Joe Montana (Week 10)	S Ronnie Lott (Week 4)	
	WR Jerry Rice (Week 11)	S Ronnie Lott (Week 8)	
	RB Roger Craig (Week 15)		
1987	WR Jerry Rice (Week 11)		
	QB Joe Montana (Week 12)		
1988	RB Roger Craig (Week 2)	NT Michael Carter (Week 1)	
	QB Joe Montana (Week 4)	LB Michael Walter (Week 2)	
	RB Roger Craig (Week 7)	CB Eric Wright (Week 15)	
	WR Jerry Rice (Week 13)		
1989	QB Joe Montana (Week 3)	DE Pierce Holt (Week 12)	
	WR John Taylor (Week 14)		
1990	QB Joe Montana (Week 2)	LB Charles Haley (Week 5)	
	WR Jerry Rice (Week 3)		
	QB Joe Montana (Week 6)		
	WR Jerry Rice (Week 6)		
1991	QB Steve Bono (Week 14)		
	WR John Taylor (Week 15)		
1992	WR Jerry Rice (Week 7)		
	WR Jerry Rice (Week 13)		
	RB Amp Lee (Week 15)		
1993	WR Jerry Rice (Week 11)	S Merton Hanks (Week 12)	KR Dexter Carter (Week 5)
1994	WR Jerry Rice (Week 1)	CB Deion Sanders (Week 4)	K Doug Brien (Week 3)
	WR Jerry Rice (Week 12)	S Merton Hanks (Week 6)	KR/PR Dexter Carter (Week 10)
		S Merton Hanks (Week 11)	
1995	QB Elvis Grbac (Week 12)	S Merton Hanks (Week 3)	K Jeff Wilkins (Week 12)
	WR Jerry Rice (Week 16)	LB Ken Norton (Week 8)	
		S Merton Hanks (Week 11)	
1996		S Tim McDonald (Week 13)	
		DT Bryant Young (Week 6)	K Jeff Wilkins (Week 10)
		DE Chris Doleman (Week 9)	
		DE Roy Barker (Week 10)	
		DE Chris Doleman (Week 12)	
1997	RB Garrison Hearst (Week 5)	CB Rod Woodson (Week 3)	
		DT Dana Stubblefield (Week 10)	
		DT Dana Stubblefield (Week 11)	
1998	RB Garrison Hearst (Week 1)	DE Roy Barker (Week 8)	
1999		DT Bryant Young (Week 14)	
2000	RB Charlie Garner (Week 4)		
	WR Terrell Owens (Week 16)		
2001	QB Jeff Garcia (Week 9)	LB Andre Carter (Week 17)	K Jose Cortez (Week 1)
	RB Garrison Hearst (Week 11)		
2002		LB Jamie Winborn (Week 1)	KR/PR Jimmy Williams (Week 13)
		S Ronnie Heard (Week 8)	
		LB Julian Peterson (Week 10)	
		S Tony Parrish (Week 14)	
2003	RB Terry Jackson (Week 1)	CB Ahmed Plummer (Week 5)	KR Cedric Wilson (Week 9)
	QB Jeff Garcia (Week 14)	S Tony Parrish (Week 16)	
2004	QB Tim Rattay (Week 5)		
2005		DE Bryant Young (Week 1)	K Joe Nedney (Week 8)
2006	RB Frank Gore (Week 5)	LB Brandon Moore (Week 9)	
	RB Frank Gore (Week 11)	CB Walt Harris (Week 17)	
2007	RB Frank Gore (Week 12)		
2008	QB Shaun Hill (Week 11)		
2009	RB Frank Gore (Week 2)		
	RB Frank Gore (Week 14)		
2011		LB Patrick Willis (Week 5)	WR Ted Ginn Jr. (Week 1)
			P Andy Lee (Week 15)
			K David Akers (Week 16)
			K David Akers (Week 17)
			P Andy Lee (Week 7)
2012	QB Alex Smith (Week 8)	LB Patrick Willis (Week 4)	
	QB Colin Kaepernick (Week 15)	LB Aldon Smith (Week 11)	
2013	WR Anquan Boldin (Week 1)	CB Tramaine Brock (Week 5)	
			P Andy Lee (Week 7)
			K Phil Dawson (Week 14)
2014		S Antoine Bethea (Week 4)	K Phil Dawson (Week 17)
		LB Chris Borland (Week 11)	K Phil Dawson (Week 5)
2017			K Robbie Gould (Week 13)
			K Robbie Gould (Week 15)
2018			K Robbie Gould (Week 2)
			P Bradley Pinion (Week 9)
			K Robbie Gould (Week 15)
			P Mitch Wishnowsky (Week 9)
2019	QB Jimmy Garoppolo (Week 14)	DL Nick Bosa (Week 5)	K Robbie Gould (Week 16)
		DL Nick Bosa (Week 8)	
		LB Fred Warner (Week 12)	



EDWARD J. DeBARTOLO SR. 49ERS HALL OF FAME

The San Francisco 49ers franchise is arguably one of the most fabled in sports history. With the multitude of memories that the team's history holds, a place to honor and capture these tremendous times and legendary figures only seems appropriate.

During the 2009 offseason, the San Francisco 49ers and the York family proudly introduced the creation of the Edward J. DeBartolo Sr. 49ers Hall of Fame, named in honor of the beloved patriarch of the storied franchise. The 49ers Hall of Fame was established to recognize players, administrators and coaches who have made exceptional contributions to the organization.

A week after the creation of the new 49ers Hall of Fame, team President & CEO Jed York announced the name of its inaugural inductee, his uncle, Edward J. DeBartolo Jr., known as "Mr. D" to most close to the 49ers family. He was then officially inducted during halftime of the team's home opener versus the Seattle Seahawks on September 20, 2009.

Being inducted into the 49ers Hall of Fame is no easy task, and the selection process reflects the level of honor which it bestows. As a prerequisite for induction, all 49ers Hall of Fame candidates must have displayed one or more of the following qualifications: outstanding production and performance on the field, key contributions to the team's success, and/or the embodiment of the spirit and essence of the San Francisco 49ers.

JOHN BRODIE

Quarterback, 1957–73

49ers Hall of Fame Inductee: 2009

Holds the team record with 17 years of service. Ranks second in team history with 31,548 passing yards and third with 214 touchdown passes. Guided the 49ers to back-to-back NFC Championship games in 1970 and 1971. Was named NFL Most Valuable Player in 1970. Born August 14, 1935 in San Francisco, CA.




DWIGHT CLARK

Wide Receiver, 1979–87

49ers Hall of Fame Inductee: 2009

Drafted by the 49ers in the 10th round (249th overall) of the 1979 NFL Draft, Clark spent his entire nine-year playing career with San Francisco (1979–87), appearing in 134 regular season games, the third-most among 49ers wide receivers, and registered 506 receptions for 6,750 yards (13.3 average) and 48 touchdowns. He also appeared in nine postseason contests, adding 48 receptions for 726 yards and three touchdowns while helping to bring the first two Super Bowl championships to the 49ers organization.



ROGER CRAIG

Running Back, 1983–90

49ers Hall of Fame Inductee: 2011

A member of three Super Bowl Championship teams, Craig ranks third in franchise history with 7,064 rushing yards and first in career rushing attempts (1,686). He also ranks third in franchise history in receptions (508) and total touchdowns (66). Craig became the first running back in NFL history to register 1,000 rushing yards and 1,000 receiving yards in a single season (1,050 rushing yards and 1,016 receiving yards in 1985). He was also selected to the Pro Bowl four times. Born July 10, 1960 in Davenport, IA.



A number of players and coaches have already been recognized in various ways throughout the years for their contributions to the game of professional football and the 49ers organization. Accordingly, the franchise has automatically enshrined members of the 49ers family who have either had their jersey numbers already retired by the organization or have been selected to the Pro Football Hall of Fame in Canton, Ohio. These players include: John Brodie, Dwight Clark, Fred Dean, Jimmy Johnson, John Henry Johnson, Charlie Krueger, Ronnie Lott, Hugh McElhenny, Joe Montana, Leo Nomellini, Joe Perry, Bob St. Clair, Y.A. Tittle, Bill Walsh, Dave Wilcox and Steve Young.

During Alumni Weekend on October 11, 2009 against the Atlanta Falcons, the 49ers honored the automatic enshrinement of the above players during halftime of the game.

The 49ers organization will enshrine new members each season.

FRED DEAN


Defensive End, 1981–85

49ers Hall of Fame Inductee: 2009

Pro Football Hall of Fame Inductee: 2008



One of the first true pass-rushers in the game, Dean's revolutionary play made an immediate impact upon joining the 49ers in a 1981 mid-season trade. Went on to help 49ers win Super Bowl XVI and Super Bowl XIX. Recorded 93.5 sacks in career, including 40 sacks in five seasons with 49ers to rank 7th on team's all-time list. Posted career-high 17.5 sacks in 1983. Was a four-time Pro Bowler (1979–81, 83) and All-Pro (1979–81, 83). Earned UPI's NFC Defensive Player of the Year (1981). Born February 24, 1952 in Arcadia, LA.



EDWARD J. DeBARTOLO JR.

Owner, 1977–2000

49ers Hall of Fame Inductee: 2009

Pro Football Hall of Fame Inductee: 2016



Widely regarded as one of the most successful owners in the history of pro sports after taking over the 49ers in 1977. In 23 years at the helm, guided 49ers to a 22–11 postseason record and 13 division titles as San Francisco became first franchise in NFL history to win five Super Bowl Championships (1981, '84, '88, '89 and '94). The 49ers reached the playoffs on 16 occasions during DeBartolo's final 18 seasons as owner, posting a 207–72–1 regular season record. Born November 6, 1946 in Youngstown, OH.





EDWARD J. DeBARTOLO SR. 49ERS HALL OF FAME (CONT.)

CHARLES HALEY

Linebacker, 1986–91, '99

49ers Hall of Fame Inductee: 2015

Pro Football Hall of Fame Inductee: 2015



One of only a few players in NFL history to have won five Super Bowl Championships (XXIII, XXIV, XXVII, XXVIII, XXX). Originally drafted by the 49ers in the fourth round (96th overall) of the 1986 NFL Draft from James Madison University, he played two stints for the 49ers, re-joining the team in the 1998 postseason following five seasons with the Dallas Cowboys. He appeared in a total of 106 regular season games (63 starts) with San Francisco. During his 12-year NFL career, Haley was a five-time Pro-Bowler (1988, 1990–91, 1994–95), two-time First-Team All-Pro (1991, 1994) and was twice named NFC Defensive Player of the Year (1990, 1994). He finished with 100.5 career sacks, registering 10-or-more sacks six times during his career. He also either led or shared the team lead for sacks in each season he played for San Francisco, including 12 sacks as a rookie and a career-high and NFC-leading 16 sacks in 1990. His 66.5 sacks as a 49er rank second in franchise history. He holds the Super Bowl record with 4.5 sacks and his 11 postseason sacks rank tied for fifth in NFL history. Born January 6, 1964 in Gladys, VA.



JIMMY JOHNSON

Cornerback, 1961–76

49ers Hall of Fame Inductee: 2009

Pro Football Hall of Fame Inductee: 1994



Starter on both offense and defense at UCLA. Began 49ers career as a defensive back, moved to offense, then stayed at DB in his third season. Intercepted 47 passes for 615 yards, including five his rookie year. As a receiver in 1962 he caught 34 passes for 627 yards and four touchdowns. Recognized as one of the best man-to-man defenders in NFL history. Played in five Pro Bowls and twice won the prestigious Len Eshmont Award selected by his teammates for inspirational play. Born March 31, 1938 in Dallas, TX.



JOHN HENRY JOHNSON

Fullback, 1954–56

49ers Hall of Fame Inductee: 2009

Pro Football Hall of Fame Inductee: 1987



Was a member of what's been noted as the finest backfield in NFL history. The foursome known as "The Million Dollar Backfield" and "The Fabulous Foursome" included three other Hall of Famers—QB Y.A. Tittle and RBs Joe Perry and Hugh McElhenny. Gained 6,803 yards rushing, including 48 touchdowns. Also played for the Detroit Lions (1957–59), Pittsburgh Steelers (1960–65) and Houston Oilers (1966). Attended St. Mary's College and Arizona State University. Born November 24, 1929 in Waterproof, LA.



CHARLIE KRUEGER

Defensive Tackle, 1959–73

49ers Hall of Fame Inductee: 2009

Two-time Pro Bowl defensive tackle (1960, 1964). Received All-Pro recognition in 1960, 1965 and 1966. Had jersey retired in 1974.



RONNIE LOTT


Defensive Back, 1981–90

49ers Hall of Fame Inductee: 2009

Pro Football Hall of Fame Inductee: 2000



Known as one of the most ferocious and feared players in NFL history. Played in 10 Pro Bowls and won four Super Bowl Championships. Earned All-Pro honors at three different positions: cornerback, free safety and strong safety. Registered 1,161 career tackles, including five seasons with at least 100 tackles. Ranks tied for 6th in NFL history with 63 interceptions. Led the league in interceptions in 1986 and 1991 and returned five interceptions for touchdowns. Tied for the NFL record for postseason interceptions with nine. Named to the 75th Anniversary All-Time team, 1980's All-Decade team and Super Bowl Silver Anniversary team. Born May 8, 1959 in Albuquerque, NM.



HUGH McELHENNY

Halfback, 1952–60

49ers Hall of Fame Inductee: 2009

Pro Football Hall of Fame Inductee: 1970



One of only three players to gain over 11,000 yards carrying the ball. Scored 60 career touchdowns, 38 rushing, including a 42-yard touchdown run on his first pro play in preseason. In 1952 McElhenny had the longest punt return (94) and longest play from scrimmage (89). Scored two touchdowns in first Pro Bowl after his rookie year. Also played for Minnesota Vikings (1961–62), New York Giants (1963) and Detroit Lions (1964). Played college football at University of Washington. Born December 31, 1928 in Los Angeles, CA.



JOHN McVAY

San Francisco 49ers, 1979–2003

49ers Hall of Fame Inductee: 2013

His commitment and contributions to the 49ers help to form the rich traditions the team strives to carry on today. Played an integral role in the great success the franchise has achieved, helping to construct teams responsible for five Super Bowl victories. Joined the 49ers in 1979 as the team's Director of Player Personnel and went on to spend 21 seasons with the franchise. Among the many roles he filled throughout his tenure, served as Vice President and General Manager from 1983–1994 before retiring in 1995. Rejoined the 49ers in 1999 and served as Vice President/Director of Football Operations through the 2003 season. Born January 5, 1931 in Bellaire, OH.





EDWARD J. DeBARTOLO SR. 49ERS HALL OF FAME (CONT.)

JOE MONTANA

Quarterback, 1979–92

49ers Hall of Fame Inductee: 2009

Pro Football Hall of Fame Inductee: 2000



Solidified his place in pro sports annals with numerous NFL records and a legendary reputation as a leader. Finished his career with 40,551 yards passing and 273 touchdowns. Ranks second in team history with a 92.3 career passer rating and 62.3 completion percentage. Led league in passing in 1987 and '89. Won back-to-back NFL MVP awards in 1989 and '90. Named *Sports Illustrated* Sportsman-of-the-Year in 1990. Named Super Bowl MVP three times. Directed team to the playoffs 12 times and boasts a 95.6 passer rating in 23 postseason games. Holds NFL postseason record for touchdowns (45), while ranking second in 300-yard passing games (6), completions (460), attempts (734) and yards gained (5,772). Born June 11, 1956 in New Eagle, PA.



TONY AND VIC MORABITO

Founder/Owners, 1946–64

49ers Hall of Fame Inductee: 2010

Founder Tony Morabito (1946–1957) and Co-Owner Vic Morabito (1950–1964). The founding family and original owners of the San Francisco 49ers. Tony Morabito established the Bay Area's first major league professional sports franchise when the 49ers played their first season in 1946. The brothers from San Francisco transitioned the team from an upstart in the All-American Football Conference to a major NFL franchise in 1950. Signed future Pro Football Hall of Famers Joe Perry, Hugh McElhenny, John Henry Johnson, Y.A. Tittle, Bob St. Clair, Leo Nomellini and Jimmy Johnson and also attracted the likes of R.C. Owens, John Brodie, Charlie Krueger, Billy Wilson and many other top talents during their tenure. After Tony's passing in 1957, Vic retained control of the organization until his own death in 1964. Throughout both the AAFC and the NFL, the 49ers went 128–110–6 during Tony and Vic Morabito's era (including a trip to the AAFC Championship Game in 1949 and the NFC playoffs in 1957) and became one of the NFL's premier franchises.



LEO NOMELELLINI

Defensive Tackle, 1950–63

49ers Hall of Fame Inductee: 2009

Pro Football Hall of Fame Inductee: 1969



Was the first ever draft choice after the 49ers joined the NFL. Played every 49ers game for 14 seasons. Altogether, he played in 174 consecutive regular season games, including 10 trips to the Pro Bowl, and played in 266 contests. "The Lion" became one of the few to be named to an All-NFL team on both offense and defense. Retired at age 39. Played college ball at the University of Minnesota. Born June 19, 1924 in Lucca, Italy.




R.C. OWENS

Wide Receiver, 1957–61

49ers Hall of Fame Inductee: 2011

An eight-year NFL veteran, R.C. "Alley Oop" Owens spent his first five seasons as a member of the 49ers, totaling 177 receptions for 2,939 yards and 20 touchdowns with San Francisco. His most productive year came in 1961 when he started all 14 games, caught 55 passes for 1,032 yards and scored five touchdowns. A former college basketball star, Owens transferred his skills over to the football field and was notorious for out-leaping defensive backs for high arching passes from QB Y.A. Tittle. Thus, the origin of the term "Alley Oop" was created, and later became more well-known from its use in basketball. A free agent in 1962, Owens went on to play with the Baltimore Colts and New York Giants, before retiring following the 1964 season. After his playing career ended, Owens spent more than two decades working for the 49ers. In that time, he held various positions for the team, including Director of Training Camp and Director of Alumni Relations. Born November 12, 1934 in Shreveport, LA.



TERRELL OWENS


Wide Receiver, 1996–2003

49ers Hall of Fame Inductee: 2019

Pro Football Hall of Fame Inductee: 2018



Originally selected by the 49ers in the third round (89th overall) of the 1996 NFL Draft out of the University of Tennessee at Chattanooga, Owens played in 121 games (107 starts) and registered 8,572 receiving yards and 81 touchdowns on 592 receptions, while also adding 21 rushing attempts for 162 yards and two touchdowns in his eight seasons with San Francisco (1996–03). He started all nine postseason games in which he appeared with the organization and hauled in 39 receptions for 554 yards and four touchdowns. Ranks second in franchise history in receptions (592), receiving yards (8,572), receiving touchdowns (81), games with 100-or-more receiving yards (25) and 1,000-yard seasons (five), trailing only Edward J. DeBarolo Sr. 49ers Hall of Famer and Pro Football Hall of Fame member Jerry Rice in each category. Attended Compton Junior College. Born December 7, 1973 in Alexander City, AL.



JOE PERRY

Fullback, 1948–60, '63


Kicking Coach/Game Scout, 1968–69

49ers Hall of Fame Inductee: 2009

Pro Football Hall of Fame Inductee: 1969



Was first player in NFL history to gain 1,000 yards in two consecutive seasons. His 9,723 rushing yards, in the AAFC and NFL combined, placed him second only to Jim Brown when he retired. Finished career with 12,505 combined yards. Nicknamed "The Jet" because of his quick starts. Also played for the Baltimore Colts (1961–62). Attended Compton Junior College. Born January 22, 1927 in Stevens, AR.





EDWARD J. DeBARTOLO SR. 49ERS HALL OF FAME (CONT.)

TOM RATHMAN

Fullback, 1986–93

Running Backs/Assistant Tight Ends Coach, 1996

Running Backs Coach, 1997–2002, 2009–16

49ers Hall of Fame Inductee: 2017

Originally selected by the 49ers in the third round (56th overall) of the 1986 NFL Draft, in eight seasons with the club (1986–93), Rathman played in 115 games (91 starts) and rushed for 1,902 yards and 26 touchdowns on 516 carries, while adding 294 receptions for 2,490 yards and eight touchdowns. A member of two Super Bowl Championship teams (Super Bowl XXIII & XXIV), Rathman also appeared in 14 postseason games (10 starts) and rushed for 287 yards and four touchdowns on 64 attempts in addition to 38 receptions for 327 and one touchdown. Following his playing career, Rathman returned to the 49ers late in the 1996 season as the team's running backs/assistant tight ends coach. In 1997, he was named the team's running backs coach, a position he held for six seasons (1997–2002). After spending three seasons away from the organization, Rathman returned to the 49ers to coach the running backs in 2009, a position he held for eight seasons (2009–16). Born October 7, 1962 in Grand Island, NE.



JERRY RICE

Wide Receiver, 1985–2000

49ers Hall of Fame Inductee: 2010

Pro Football Hall of Fame Inductee: 2010



Considered the best wide receiver in NFL history, Rice holds 14 regular season records and 10 postseason records. Among them, he is the all-time leader in career receptions (1,549), receiving yards (22,895) and touchdown receptions (197). Rice, a 10-time All-Pro was selected to 13 Pro Bowls and won three Super Bowl championships with the 49ers (1988, '89, '94). He was twice named AP NFL Offensive Player of the Year ('87, '93). Rice played his first 16 seasons in San Francisco, where he holds nearly every 49ers receiving record. Born October 13, 1962 in Starkville, MI.



GEORGE SEIFERT


Secondary Coach, 1980–82

Defensive Coordinator, 1983–88

Head Coach, 1989–96

49ers Hall of Fame Inductee: 2014

Spent 17 seasons with the 49ers after joining the franchise in 1980 as the team's secondary coach before being promoted to head coach in 1989. In his eight seasons as head coach of the 49ers, Seifert produced a 98–30 regular season record (.766) and collected two Super Bowl victories. Seifert is one of three coaches in NFL history to win a Super Bowl during his rookie campaign. Born January 22, 1940 in San Francisco, CA.




GORDY SOLTAU

Wide Receiver, 1950–58

49ers Hall of Fame Inductee: 2012

Played both kicker and wide receiver for San Francisco, retiring as the franchise's all-time leading scorer with 644 points. Played all 9 NFL seasons with the 49ers, missing just 2 games from 1950–58. Led the 49ers in scoring each year and led the NFL in scoring in 1952 and 1953. Earned 3 Pro Bowl Selections from 1951–53. In 1951, ranked 2nd in the NFL with 59 receptions for 826 receiving yards. Soltau finished his career with 249 receptions for 3,487 yards and 25 touchdowns. Converted 70-of-139 field goals for 303 points. Prior attending college in the Office of Strategic Services, an elite branch of the Navy, where he was one of the first combat divers during World War II. Played college ball at Minnesota. Born January 25, 1925 in Duluth, MN.



BOB ST. CLAIR

Tackle, 1953–64

49ers Hall of Fame Inductee: 2009

Pro Football Hall of Fame Inductee: 1990



Exceptional offensive lineman. Also played goal line defense and blocked 10 field goals in 1956. Once lost five teeth when blocking a punt. Earned All-NFL honors three times and made five Pro Bowl appearances. Attended University of San Francisco and Tulsa. Born February 18, 1931 in San Francisco, CA.



Y.A. TITTLE

Quarterback, 1951–60

Offensive Consultant, 1965–69

49ers Hall of Fame Inductee: 2009

Pro Football Hall of Fame Inductee: 1971



Had 17 years of NFL experience, finishing his career with 33,070 passing yards and 281 touchdowns (39 rushing). Won NFL Most Valuable Player Award in 1961 and '63. Threw 33 touchdown passes and a career-high 3,224 yards in 1962. In '63 he threw 36 touchdowns, completing 60.2 percent of his passes. Also played for the Baltimore Colts (1948–50) and the New York Giants (1961–64). Played college ball at Louisiana State University. Born October 24, 1926 in Marshall, TX.



BILL WALSH

Head Coach, 1979–88

49ers Hall of Fame Inductee: 2009

Pro Football Hall of Fame Inductee: 1993



Led "The Team of the '80s" to three Super Bowl titles (XVI, XIX, XXIII) in 10 years. Compiled a .617 winning percentage with a 102–63–1 mark that included 10 wins in 14 postseason games. Notorious for his reputation of being an outstanding offensive coach, Walsh developed what is now known as the "West Coast Offense." Named NFL Coach of the Year in 1981 and '84. Attended San Jose State. Born November 30, 1931 in Los Angeles, CA.





EDWARD J. DeBARTOLO SR. 49ERS HALL OF FAME (CONT.)

DAVE WILCOX

Linebacker, 1964–74

49ers Hall of Fame Inductee: 2009

Pro Football Hall of Fame Inductee: 2000



Nicknamed “The Intimidator” by coaches and teammates for his tough, hard-nosed playing style.

Considered to be one of the finest outside linebackers to ever play the game. Earned seven Pro Bowl nominations and was a seven-time All-Pro selection. Was selected by his teammates as the Len Eshmont Award winner as the team’s most inspirational and courageous player in 1967. Had his best season as a professional in 1973, recording 104 tackles, 13 for loss, two interceptions, four forced fumbles and one fumble recovery. Born September 29, 1942 in Eugene, OR.



STEVE YOUNG

Quarterback, 1987–99

49ers Hall of Fame Inductee: 2009

Pro Football Hall of Fame Inductee: 2005



One of the greatest quarterbacks in NFL history, standing as the 3rd most accurate passer in league history and possessing an outstanding 96.8 quarterback rating. Dominating arm strength and mobility yielded 232 regular season touchdown tosses and 4,239 rushing yards during his years at Tampa Bay (1985–86) and San Francisco (1987–99). Recorded 28, 300-yard passing games during his prolific career.

His 43 rushing touchdowns are the most by a quarterback in NFL history. Was a two-time NFL Most Valuable Player (1992 & 1994) and Super Bowl XXIX MVP. Earned 7 consecutive Pro Bowl nominations (1992–98) and was All-Pro (1992–94). His six touchdown passes in Super Bowl XXIX victory over San Diego stands as a Super Bowl record. Born October 11, 1961 in Salt Lake City, UT.





49ERS IN PRO FOOTBALL HALL OF FAME

POS	PLAYER	YEARS ON 49ERS	YEAR INDUCTED
G/T	Larry Allen	2006–07	2013
DE	Fred Dean	1981–85	2008
Owner	Edward J. DeBartolo Jr.	1977–2000	2016
DE	Richard Dent	1994	2011
LB	Chris Doleman	1996–98	2012
DB	Tony Dungy	1979	2016
LB	Kevin Greene	1997	2016
LB	Charles Haley	1986–91, '99	2015
WR	Bob Hayes	1975	2009
LB	Rickey Jackson	1994–95	2010
CB	Jimmy Johnson	1961–76	1994
FB	John Henry Johnson	1954–56	1987
DB	Ronnie Lott	1981–90	2000
HB	Hugh McElhenny	1952–60	1970

POS	PLAYER	YEARS ON 49ERS	YEAR INDUCTED
QB	Joe Montana	1979–92	2000
WR	Randy Moss	2012	2018
DT	Leo Nomellini	1950–63	1969
WR	Terrell Owens	1996–2003	2018
FB	Joe Perry	1946–60, '63	1969
WR	Jerry Rice	1985–2000	2010
CB	Deion Sanders	1994	2011
RB	O.J. Simpson	1978–79	1985
T	Bob St. Clair	1953–63	1990
QB	Y.A. Tittle	1951–60	1971
Coach	Bill Walsh	1979–88	1993
LB	Dave Wilcox	1964–74	2000
S	Rod Woodson	1997	2009
QB	Steve Young	1987–99	2005

49ERS RETIRED JERSEYS



QB Steve Young—Played for the 49ers from 1987–99 standing as the most accurate passer in league history with a 96.8 quarterback rating...Totaled 221 regular season touchdown passes and 3,581 rushing yards with the 49ers...His 43 rushing touchdowns are the most by a quarterback in NFL history...Was a two-time NFL Most Valuable Player (1992 & 1994) and Super Bowl XXIX MVP...Earned seven consecutive Pro Bowl nods (1992–98) and was All-Pro (1992–94). Inducted into Pro Football Hall of Fame in 2005...Had jersey retired in 2008.



S Ronnie Lott—Played for the 49ers from 1981–90...Played in 10 Pro Bowls and won four Super Bowl titles...Earned All-Pro honors at three different positions—cornerback, free safety and strong safety...Registered 1,161 career tackles, including five seasons with 100-or-more tackles...Ranks fifth in NFL history with 63 career interceptions...Holds NFL postseason record with nine interceptions in career...Inducted into Pro Football Hall of Fame in 2000...Had jersey retired in 2003.



QB John Brodie—Played for the 49ers from 1957–73...Holds the team record with 17 years of service...Ranks second in team history with 31,548 passing yards and third with 214 touchdown passes...Guided the 49ers to back-to-back NFC Championship games in 1970 and 1971...Was named NFL Most Valuable Player in 1970...Had jersey retired in 1973.



DT Charlie Krueger—Played for the 49ers from 1959–73...Two-time Pro Bowl defensive tackle (1960, 1964)...Received All-Pro recognition in the years 1960, 1965 and 1966...Had jersey retired in 1974.



T Leo Nomellini—Played for the 49ers from 1950–63...Did not miss a game during his 14-year career, playing in 174 consecutive regular season games...Selected to 10 Pro Bowls...Was first-ever NFL draft choice by 49ers...Was first-team All-Pro six times and second-team choice three times...Inducted into Pro Football Hall of Fame in 1969...Had jersey retired in 1971.



QB Joe Montana—Played for the 49ers from 1979–92...Led San Francisco to four Super Bowl Championships (1981, 1984, 1988, 1989)...Holds team records with 35,124 passing yards and 244 touchdown passes...Selected to eight Pro Bowls, including seven with the 49ers...Named NFL Most Valuable Player four times (1981, 1984, 1989, 1990) and Super Bowl MVP three times (XVI, XIX, XXIV)...Had jersey retired in 1997...Inducted into Pro Football Hall of Fame in 2000.



T Bob St. Clair—Played for the 49ers from 1953–63...Exceptional offensive lineman...Also played goal line defense and blocked 10 field goals in 1956...One of the tallest players in team history at 6–9...Named to Pro Bowl five times...Earned All-NFL honors three times in career...Local product, attended University of San Francisco and Polytechnic High in San Francisco...Inducted into Pro Football Hall of Fame in 1990...Had jersey retired in 2001.



RB Joe Perry—Played 14 years in two stints for the 49ers from 1948–60 and 1963...Finished career as team's all-time leading rusher with 7,344 yards...Scored 351 points, including team-record 50 rushing touchdowns, during career...Led team in rushing eight seasons, including seven consecutive (1949–55)...Named NFL Player-of-the-Year by UPI in 1954 and 1955...Inducted into Pro Football Hall of Fame in 1969...Had jersey retired in 1971.



WR Jerry Rice—Played for the 49ers from 1985–2000...Holds 14 regular season records and 10 postseason records...Among them, he is the all-time leader in career receptions (1,549), receiving yards (22,895) and touchdown receptions (197)...A 10-time All-Pro, was selected to 13 Pro Bowls and won three Super Bowl championships with the 49ers (1988, 1989, 1994)...Twice named AP NFL Offensive Player of the Year (1987, 1993)...Played his first 16 seasons in San Francisco, where he holds nearly every 49ers receiving record...Had jersey retired in 2010.



DB Jimmy Johnson—Played for the 49ers from 1961–76...Holds team record with 212 games played during career...Finished with 47 interceptions to rank second in team history...Selected to five Pro Bowls and named Len Eshmont Award winner twice...Played wide receiver in second season before becoming full-time defensive back in 1963...Named first-team All-Pro four times (1969, 1970, 1971, 1972)...Had jersey retired in 1977...Inducted into Pro Football Hall of Fame in 1994.



WR Dwight Clark—Played for the 49ers from 1979–87...Finished with 506 receptions for 6,750 yards and 48 touchdowns...Ranks fourth on 49ers all-time receptions list and third in receiving yards...Two-time Pro Bowler (1981, 1982) and first-team All-Pro in 1982 and 1983...Had jersey retired in 1988.



RB Hugh McElhenny—Played for the 49ers from 1952–60...Rushed for 4,288 yards on 877 carries and 35 touchdowns for San Francisco...Was named NFL Player of the Year and NFL Rookie of the Year in 1952...Selected to five Pro Bowls...Led team in rushing in 1956 and 1957...Inducted into Pro Football Hall of Fame in 1970...Had jersey retired in 1971.



PRO BOWL 49ERS

1950 (JAN. 14, 1951)

Frank Albert, QB
Visco Grgich, G
Leo Nomellini, T
Norm Standlee, FB
John Strzyski, HB

1951 (JAN. 12, 1952)

Jim Cason, HB
Ray Collins, T
Leo Nomellini, T
* Gordy Soltau, E

1952 (JAN. 10, 1953)

Ed Henke, E
* Bill Johnson, C
Hugh McElhenny, HB
Leo Nomellini, T
Joe Perry, FB
Gordy Soltau, E

1953 (JAN. 17, 1954)

* Bill Johnson, C
Hugh McElhenny, HB
Art Milchalik, G
* Leo Nomellini, T
* Joe Perry, FB
* Gordy Soltau, E
Y.A. Tittle, QB

1954 (JAN. 16, 1955)

* Bruno Banducci, G
Al Carapella, T
Jim Cason, HB
* John Henry Johnson, HB
* Joe Perry, FB
* Y.A. Tittle, QB
*+ Billy Wilson, E

1955 (JAN. 15, 1956)

Dick Moegle, HB
Bob Toneff, T
* Billy Wilson, E

1956 (JAN. 13, 1957)

* Hugh McElhenny, HB
Leo Nomellini, T
* Bob St. Clair, T
* Billy Wilson, E

1957 (JAN. 12, 1958)

Marv Matuszak, LB
*+ Hugh McElhenny, HB
Leo Nomellini, T
* Y.A. Tittle, QB
* Billy Wilson, E

1958 (JAN. 11, 1959)

* Hugh McElhenny, HB
Jerry Mertens, HB
Leo Nomellini, T
* Bob St. Clair, T
* Billy Wilson, E

1959 (JAN. 17, 1960)

Dave Baker, HB
Leo Nomellini, T
* Bob St. Clair, T
* J.D. Smith, FB
Billy Wilson, E
Abe Woodson, DHB

1960 (JAN. 15, 1961)

* Bruce Bosley, G
Charlie Krueger, DT
Leo Nomellini, T
* Bob St. Clair, T
Abe Woodson, DHB

1961 (JAN. 14, 1962)

* Ted Connolly, G
Eddie Dove, DHB
Leo Nomellini, T
* Bob St. Clair, T
* Abe Woodson, DHB

1962 (JAN. 13, 1963)

* Tommy Davis, K
Matt Hazeltine, LB
* J.D. Smith, FB
* Abe Woodson, DHB

1963 (JAN. 12, 1964)

* Tommy Davis, K
Abe Woodson, DHB

1964 (JAN. 10, 1965)

Matt Hazeltine, LB
Charlie Krueger, DT
Dave Parks, E

1965 (JAN. 16, 1966)

* Bruce Bosley, C
* John Brodie, QB
John David Crow, HB
* Dave Parks, E
* Walt Rock, T
* Ken Willard, FB

1966 (JAN. 22, 1967)

Bruce Bosley, C
* Howard Mudd, G
* Dave Parks, E
Walt Rock, T
John Thomas, T
Dave Wilcox, LB
Ken Willard, FB

1967 (JAN. 21, 1968)

Bruce Bosley, C
Howard Mudd, G

1968 (JAN. 19, 1969)

* Kermit Alexander, CB
* Clifton McNeil, E
* Howard Mudd, G
* Dave Wilcox, LB
* Ken Willard, FB

1969 (JAN. 18, 1970)

Elmer Collett, G
Jimmy Johnson, CB
Gene Washington, WR
* Dave Wilcox, LB
Ken Willard, FB

1970 (JAN. 24, 1971)

* John Brodie, QB
* Jimmy Johnson, CB
Len Rohde, T
* Gene Washington, WR
Dave Wilcox, LB

1971 (JAN. 23, 1972)

* Forrest Blue, C
* Cedrick Hardman, DE
* Jimmy Johnson, CB
* Ted Kwalick, TE
Bruce Taylor, CB
* Gene Washington, WR
Vic Washington, RB
* Dave Wilcox, LB

1972 (JAN. 21, 1973)

* Forrest Blue, C
* Jimmy Johnson, CB
* Ted Kwalick, TE
Woody Peoples, G
* Gene Washington, WR
* Dave Wilcox, LB

1973 (JAN. 20, 1974)

* Forrest Blue, C
* Ted Kwalick, TE
Woody Peoples, G
* Dave Wilcox, LB
* Tom Wittum, P

1974 (JAN. 20, 1975)

Forrest Blue, C
Jimmy Johnson, CB
* Tom Wittum, P

1975 (JAN. 26, 1976)

* Cedrick Hardman, DE

1976 (JAN. 17, 1977)

* Cleveland Elam, DT
* Tommy Hart, DE
Dave Washington, LB
Delvin Williams, RB

1977 (JAN. 23, 1978)

* Cleveland Elam, DT

1978 (JAN. 29, 1979)

None

1979 (JAN. 27, 1980)

None

1980 (FEB. 1, 1981)

None

1981 (JAN. 31, 1982)

Dwight Clark, WR
* Randy Cross, G
Fred Dean, DE
Dwight Hicks, S
* Ronnie Lott, CB
* Joe Montana, QB

1982 (FEB. 6, 1983)

* Dwight Clark, WR
* Randy Cross, G
Dwight Hicks, S
Ronnie Lott, CB

1983 (JAN. 29, 1984)

Fred Dean, DE
Dwight Hicks, S
* Ronnie Lott, CB
Joe Montana, QB
49ers Coaching Staff

1984 (JAN. 27, 1985)

* Randy Cross, G
Keith Fahnhorst, T
* Dwight Hicks, S
Ronnie Lott, CB
* Joe Montana, QB
* Fred Quillan, C
Keena Turner, LB
Wendell Tyler, RB
Carlton Williamson, S
Eric Wright, CB

1985 (FEB. 2, 1986)

Michael Carter, NT
* Roger Craig, FB
*+ Joe Montana, QB
Fred Quillan, C
* Carlton Williamson, S
*+ Eric Wright, CB

1986 (FEB. 1, 1987)

* Ronnie Lott, S
* Jerry Rice, WR

1987 (FEB. 7, 1988)

* Michael Carter, NT
Roger Craig, RB
* Ronnie Lott, S
* Joe Montana, QB
* Jerry Rice, WR

1988 (JAN. 29, 1989)

Michael Carter, NT
* Roger Craig, RB
Charles Haley, LB—DE
* Ronnie Lott, S
* Jerry Rice, WR
John Taylor, WR

1989 (FEB. 4, 1990)

Roger Craig, RB
* Ronnie Lott, S
Guy McIntyre, G
* Joe Montana, QB
* Jerry Rice, WR
John Taylor, WR

1990 (FEB. 3, 1991)

* Charles Haley, LB—DE
* Ronnie Lott, S
Guy McIntyre, G
*+ Joe Montana, QB
* Jerry Rice, WR
49ers Coaching Staff

1991 (FEB. 2, 1992)

Charles Haley, LB—DE
* Guy McIntyre, G
* Jerry Rice, WR

1992 (FEB. 7, 1993)

* Pierce Holt, DL
Brent Jones, TE
* Guy McIntyre, G
* Jerry Rice, WR
Steve Wallace, T
Ricky Watters, RB
* Steve Young, QB
49ers Coaching Staff

1993 (FEB. 6, 1994)

* Harris Barton, T
Brent Jones, TE
* Tim McDonald, SS
Guy McIntyre, G
* Jerry Rice, WR
Jesse Sapolu, C
Ricky Watters, RB
Steve Young, QB
49ers Coaching Staff

1994 (FEB. 5, 1995)

* Merton Hanks, FS
* Brent Jones, TE
Tim McDonald, SS
Bart Oates, C
* Jerry Rice, WR
* Deion Sanders, CB
Jesse Sapolu, G
Dana Stubblefield, DT
Ricky Watters, RB
* Steve Young, QB

1995 (FEB. 4, 1996)

* Eric Davis, CB
* Merton Hanks, FS
Brent Jones, TE
Tim McDonald, SS
Ken Norton Jr., LB
Bart Oates, C
*+ Jerry Rice, WR
Dana Stubblefield, DT
* Lee Woodall, LB
Steve Young, QB

1996 (FEB. 2, 1997)

* Merton Hanks, FS
* Jerry Rice, WR
* Bryant Young, DT
Steve Young, QB

1997 (FEB. 1, 1998)

Chris Doleman, DE
Kevin Gogan, G
* Merton Hanks, FS
Ken Norton, Jr., LB
* Dana Stubblefield, DT
Lee Woodall, LB
Steve Young, QB

1998 (FEB. 7, 1999)

Garrison Hearst, RB
* Kevin Gogan, G
Jerry Rice, WR
* Steve Young, QB
Winfred Tubbs, LB

1999 (FEB. 6, 2000)

* Lance Schulters, S
Bryant Young, DT

2000 (FEB. 4, 2001)

Jeff Garcia, QB
Charlie Garner, RB
Terrell Owens, WR

2001 (FEB. 9, 2002)

Ray Brown, G
Jeff Garcia, QB
Garrison Hearst, RB
Jeremy Newberry, C
* Terrell Owens, WR
Bryant Young, DT

2002 (FEB. 2, 2003)

Jeff Garcia, QB
Jeremy Newberry, C
* Terrell Owens, WR
Julian Peterson, LB
* Ron Stone, G
Bryant Young, DT

2003 (FEB. 8, 2004)

* Fred Beasley, FB
Terrell Owens, WR
Julian Peterson, LB

2004 (FEB. 13, 2005)

Brian Jennings, need player

2005 (FEB. 12, 2006)

None

2006 (FEB. 10, 2007)

* Frank Gore, RB
* Larry Allen, G
Walt Harris, CB

2007 (FEB. 10, 2008)

Patrick Willis, LB

2008 (FEB. 8, 2009)

* Patrick Willis, LB

2009 (JAN. 31, 2010)

* Vernon Davis, TE
* Andy Lee, P
*+ Patrick Willis, LB
Frank Gore, RB
Justin Smith, DT

2010 (JAN. 30, 2011)

* Patrick Willis, LB
Justin Smith, DT

2011 (JAN. 29, 2012)

* David Akers, K
Dashon Goldson, S
Frank Gore, RB
* Brian Jennings, LS
* Andy Lee, P
* Carlos Rogers, CB
* Justin Smith, DT
* Joe Staley, T
* Patrick Willis, LB

2012 (JAN. 27, 2013)

NaVorro Bowman, LB
Ahmad Brooks, LB
Frank Gore, RB
* Dashon Goldson, S
* Mike Iupati, G
* Aldon Smith, LB
* Justin Smith, DT
* Joe Staley, T
* Donte Whitner, S
* Patrick Willis, LB

% 49ers did not participate as the team advanced to Super Bowl XLVII

2013 (JAN. 26, 2014)

NaVorro Bowman, LB
Ahmad Brooks, LB
Vernon Davis, TE
Frank Gore, RB
Mike Iupati, G
Justin Smith, DT
Eric Reid, S
Joe Staley, T
Patrick Willis, LB

2014 (JAN. 25, 2015)

Antoine Bethea, S
Mike Iupati, G
Joe Staley, T

2015 (JAN. 31, 2016)

NaVorro Bowman, LB
Joe Staley, T

2016 (JAN. 29, 2017)

None

2017 (JAN. 28, 2018)

* Kyle Juszczyk, FB
Joe Staley, T

2018 (JAN. 27, 2019)

DeForest Buckner, DL
* Kyle Juszczyk, FB
George Kittle, TE

2019 (JAN. 26, 2020)

* Nick Bosa, DL
* Kyle Juszczyk, FB
* George Kittle, TE
* Richard Sherman, CB



ALL-PRO 49ERS

- 1946** — Alyn Beals E (First Team UPI, AAFC), Bruno Banducci G (First Team UPI, NYN, AAFC), Frank Albert QB (First Team NYN), Norm Standlee F (Second Team UPI, NYN, AAFC), Garland Gregory G (Second Team NYN)
- 1947** — Bruno Banducci G (First Team AP, NYN, CO, AAFC), Bob Bryant T (First Team CB), Alyn Beals E (Second Team CB, AAFC), John Woudenberg T (Second Team AP, AAFC), John Strzykalski H (Second Team AAFC), Norm Standlee F (Second Team AAFC), Garland Gregory G (Second Team CB)
- 1948** — Alyn Beals E (First Team UPI, NYN, AAFC), John Strzykalski H (First Team UPI, NYN, AAFC), John Woudenberg T (First Team NYN), Riley Matheson G (Second Team NYN, AAFC), Frank Albert QB (First Team SN, SP, NYN), Bruno Banducci G (Honorable Mention AP, SN)
- 1949** — Alyn Beals E (First Team UPI, NYN, IN, AAFC) Visco Grgich G (First Team UPI, NYN, AAFC), Joe Perry B (First Team UPI, NYN, AAFC), Frank Albert QB (First Team AAFC), John Woudenberg T (Honorable Mention UPI), Bruno Banducci G (Honorable Mention UPI), Bill Johnson C (Honorable Mention UPI), Jim Cason H (First Team IN), Jim Strzykalski H (Honorable Mention UPI)
- 1950** — John Strzykalski H (Second Team AP), Visco Grgich G (Honorable Mention AP, UPI), Frank Albert QB (Honorable Mention AP), Joe Perry F (Honorable Mention AP)
- 1951** — Leo Nomellini T (First Team AP) Gordy Soltau E (Second Team UPI), Bruno Banducci G (Second Team AP, UPI), Joe Perry F (Honorable Mention AP)
- 1952** — *1 Hugh McElhenny HB (First Team AP, UPI, NYN), Leo Nomellini DT (First Team AP, UPI, NYN), Gordy Soltau E (First Team AP, UPI, NYN), Bob Toneff T (Second Team AP, UPI, NYN), Bruno Banducci G (First Team NYN), Bill Johnson C (Second Team AP, NYN), Joe Perry RB (Honorable Mention AP, UPI), Ed Henke DE (Second Team UPI, NYN), Visco Grgich G (Honorable Mention UPI), Hardy Brown LB (Second Team NYN), Lowell Wagner DB (Second Team NYN), Jim Cason DB (Honorable Mention AP)
- 1953** — Bruno Banducci G (First Team UPI), Hugh McElhenny HB (First Team AP, UPI, NYN), Leo Nomellini DT (First Team AP, UPI, NYN, PFD), Joe Perry FB (First Team AP, UPI, NYN, PFD), Gordy Soltau E (Second Team UPI), Bob St. Clair T (Second Team UPI), Bill Johnson C (Second Team UPI), Y.A. Tittle QB (Honorable Mention AP), Charley Powell DE (Honorable Mention), Art Michalik G (Second Team NYN), Hardy Brown LB (Honorable Mention AP, UPI)
- 1954** — Bruno Banducci G (First Team AP, UPI, SN, NYN), Leo Nomellini DT (First Team AP, UPI, NYN), Joe Perry FB (First Team AP, UPI, SN, PFD), Billy Wilson E (Second Team AP, UPI, NYN), Bob St. Clair T (Second Team AP, UPI, NYN), Bill Johnson C (First Team NYN), Hugh McElhenny RB (Second Team AP, UPI, SN), John Henry Johnson RB (Second Team UPI, NYN), Bob Toneff DT (Honorable Mention UPI)
- 1955** — Bob St. Clair T (First Team UPI, NEA), Bob Toneff DT (First Team AP, SN, NYN), Billy Wilson E (First Team UPI, NEA, SN, NYN), Bill Johnson C (Second Team NEA), Joe Perry RB (Honorable Mention AP), Hardy Brown LB (Honorable Mention AP), Rex Berry DB (Second Team NEA)
- 1956** — Bob St. Clair T (First Team NEA), Billy Wilson E (Second Team AP, UPI, NEA), Hugh McElhenny RB (Second Team AP, UPI, NEA, NYN)
- 1957** — Marv Matuszak LB (First Team AP, UPI, NEA), Leo Nomellini DT (First Team AP, UPI), *2 Y.A. Tittle QB (First Team AP, UPI, NYN), Billy Wilson E (First Team AP, UPI, NEA, NYN), Dickey Moegle RB (First Team NYN), Clyde Conner E (Second Team NYN), Hugh McElhenny RB (Second Team AP, NEA)
- 1958** — Billy Wilson E (Second Team NEA, NYN, FW), Bob St. Clair T (Second Team AP, NEA, FW), Dickey Moegle RB (Second Team FW)
- 1959** — Leo Nomellini DT (First Team AP, UPI, NEA, NYN, HE, DN), J.D. Smith RB (First Team UPI, DN), Abe Woodson CB (First Team AP, UPI), Billy Wilson E (Second Team NEA), Bob St. Clair T (Honorable Mention UPI), Bruce Bosley G (Second Team AP), Matt Hazeltine LB (Honorable Mention UPI), Dave Baker S (Honorable Mention UPI), Eddie Dove S (Honorable Mention UPI)
- 1960** — Abe Woodson CB (First Team AP, NYN), R.C. Owens E (Second Team AP), Bob St. Clair T (First Team NEA), Bruce Bosley G (Second Team UPI, NEA, NYN), Charlie Krueger DE (Second Team AP), Leo Nomellini DT (Second Team AP, NYN), Matt Hazeltine LB (Honorable Mention UPI), Dave Baker S (Second Team AP, UPI, NEA, NYN, DN)
- 1961** — Abe Woodson CB (First Team NYN), Bob St. Clair T (Second Team NEA), Bruce Bosley G (Second Team NEA), Leo Nomellini DT (Second Team NEA), Eddie Dove S (Second Team UPI), Hugh McElhenny RB (Honorable Mention NEA), J.D. Smith RB (Honorable Mention NEA), Dave Baker S (Honorable Mention NEA)
- 1962** — Abe Woodson CB (First Team NEA, FN), Bob St. Clair T (Second Team AP), Leo Nomellini DT (Second Team UPI), Matt Hazeltine LB (Second Team AP, UPI, NEA), J.D. Smith RB (Honorable Mention UPI)
- 1963** — Abe Woodson CB (First Team NEA), Bob St. Clair T (Second Team NEA), Matt Hazeltine LB (Honorable Mention AP, NEA)
- 1964** — Matt Hazeltine LB (First Team CBS), Jimmy Johnson CB (Second Team NEA)
- 1965** — Dave Parks SE (First Team AP, NEA, UPI, NYN, FN, DN), John Brodie QB (First Team FN, NEA), Bernie Casey E (Honorable Mention UPI), Len Rohde T (Honorable Mention UPI), John Thomas T (Honorable Mention UPI), Ken Willard RB (Second Team AP, UPI, NEA), Clark Miller DE (Honorable Mention UPI), Charlie Krueger DT (Second Team AP), Matt Hazeltine LB (Honorable Mention UPI), Jimmy Johnson CB (Second Team AP, NEA)
- 1966** — Dave Parks SE (First Team NEA, DN), John Thomas G (First Team AP, NEA), Bernie Casey E (Honorable Mention UPI), Howard Mudd G (Honorable Mention UPI), Bruce Bosley C (Second Team NYN, NEA), Ken Willard RB (Honorable Mention UPI), Charlie Krueger DT (Honorable Mention UPI), Dave Wilcox LB (Second Team UPI, NEA), Jimmy Johnson CB (Second Team AP, UPI)
- 1967** — Howard Mudd G (First Team NEA), Dave Wilcox LB (First Team NEA)
- 1968** — Clifton McNeil WR (First Team AP, PWA, NEA, UPI, NYN, FN, DN), Howard Mudd G (First Team AP, NEA, UPI, PF, NYN, FN, DN), Cas Banaszek T (Second Team FN), Ken Willard RB (Second Team UPI), Kermit Alexander CB (Second Team UPI, NYN, FN), Jimmy Johnson CB (Second Team NEA)
- 1969** — Jimmy Johnson CB (First Team NEA), Len Rohde T (Second Team NEA), Dave Wilcox LB (Second Team UPI, NEA, SI)
- 1970** — *3 John Brodie QB (First Team AP, NEA, PFWA, FN, PFW), Jimmy Johnson CB (First Team AP, NEA, PFWA, SI, PFW), Gene Washington WR (First Team AP, NEA, PFWA, FN, SI, PFW, DN), Dave Wilcox OLB (First Team NEA, Second Team UPI)
- 1971** — Forrest Blue C (First Team AP, PFWA, FN, SI), Cedrick Hardman DE (First Team SI), Jimmy Johnson CB (First Team AP, NEA, PFWA, FN, SI, DN), Ted Kwalick TE (Second Team PFWA, NEA, FN), Gene Washington WR (Second Team PFWA, NEA, FN), Dave Wilcox OLB (First Team AP, NEA, PFWA), Bruce Taylor CB (Second Team FN)
- 1972** — Forrest Blue C (First Team AP, PFWA, FN, SI, DN), Jimmy Johnson CB (First Team AP, NEA, PFWA, SI), Ted Kwalick TE (First Team AP, NEA, FN, DZ), Gene Washington (First Team AP, PFWA, DN), Dave Wilcox OLB (First Team AP, NEA, PFWA, SI), Cedrick Hardman DE (Second Team FN)
- 1973** — Forrest Blue C (First Team AP, PFWA), Dave Wilcox OLB (First Team NEA, PFWA, FN), Ted Kwalick TE (First Team NYN)
- 1974** — Forrest Blue C (Second Team FN)
- 1975** — Cedrick Hardman DE (Second Team NEA)
- 1976** — Tommy Hart DE (First Team NEA, PFWA, FN), Cleveland Elam DT (Second Team NEA)
- 1977** — Cleveland Elam DT (First Team AP, NEA, PFWA, SI, NYN, CPW)
- 1978** — None
- 1979** — None
- 1980** — Randy Cross G (Second Team NEA)
- 1981** — Randy Cross G (First Team NEA, PFWA, FD), *4 Fred Dean DE (First Team AP, PFWA, SN, FD), Dwight Hicks S (First Team FD), Ronnie Lott CB (First Team AP, NEA, PFWA, SN, FD, SI), *5 Joe Montana QB (Second Team AP, NEA, FD), Jack Reynolds LB (Second Team FD), Ray Wersching K (Honorable Mention SI)
- 1982** — *6 Dwight Clark WR (First Team AP, NEA, PFWA, FW, FD, SI), Keena Turner LB (Second Team NEA), Ronnie Lott CB (First Team FD)
- 1983** — Keith Fahnhorst T (First Team NEA, CPNW, SI, USA), Ronnie Lott CB (First Team PFWA, FD), Joe Montana QB (Second Team NEA, CPNW), Fred Dean (First Team FI), Dwight Hicks FS (Second Team CPNW)
- 1984** — Randy Cross G (Second Team AP, NEA, FD), Keith Fahnhorst T (First Team AP, NEA, PFWA, CPNW, SI, USA), *7 Joe Montana QB (Second Team AP, NEA, CPNW, FD), Eric Wright, CB (Second Team AP), Fred Quillan C (Second Team CPNW), Ronnie Lott CB (Second Team FD), Keena Turner LB (Second Team CPNW), Dwight Hicks FS (Second Team CPNW)
- 1985** — Michael Carter NT (Second Team AP, CPNW), Roger Craig FB (First Team CPNW), Randy Cross G (First Team NEA), Keith Fahnhorst T (Second Team NEA), Keena Turner LB (Second Team NEA), Eric Wright CB (First Team AP, NEA, SN, CPNW, FD, SI), Joe Montana QB (Second Team CPNW), Carlton Williamson SS (Second Team CPNW)
- 1986** — Michael Carter NT (First Team NEA, USA), Randy Cross G (Second Team AP, NEA), Ronnie Lott S (First Team AP, NEA, PFWA, CPNW, FD, FI, USA), *8 Jerry Rice WR (First Team AP, NEA, PFWA, SN, CPNW, FD, SI, FI, USA)
- 1987** — Michael Carter NT (First Team AP, NEA, PFWA, SN, CPNW, FD, FI), Ronnie Lott S (First Team AP, PFWA, SN, CPNW, FD, USA), Joe Montana QB (First Team AP, PFWA, FD, SI, FI, USA), *9 Jerry Rice WR (First Team AP, NEA, PFWA, SN, CPNW, FD, SI, FI, USA), Don Griffin CB (First Team CPNW), Jeff Fuller SS (Second Team CPNW)
- 1988** — Michael Carter NT (First Team NEA, CPNW), *10 Roger Craig RB (First Team AP, PFWA, NEA, SN, CPNW, FD, SI, FI, USA), Ronnie Lott S (First Team NEA), *11 Jerry Rice WR (First Team AP, PFWA, SN, FD, USA), *12 John Taylor WR (First Team PFWA, SN, CPNW, FI), Harris Barton T (Honorable Mention AP), Randy Cross C (Honorable Mention AP), Joe Montana QB (Honorable Mention AP), Charles Haley OLB (First Team FI), Tim McKyer CB (First Team CPNW, USA)



ALL-PRO 49ERS (CONT.)

1989 — Mike Cofer K (First Team AP, NEA, CPNW, FD), Ronnie Lott S (First Team AP, PFWA, SI, USA), *13 Joe Montana QB (First Team AP, PFWA, NEA, SN, CPNW, SI, FD, FI, USA), Jerry Rice WR (First Team AP, PFWA, NEA, SN, CPNW, SI, FD, FI, USA), John Taylor (Second Team AP — Kick Returner), Guy McIntyre G (First Team CPNW, FD), Michael Walter LB (Second Team NEA)

1990 — *14 Charles Haley LB—DE (First Team AP, NEA, PFWA, SI, FD, FI, NA, USA), Ronnie Lott S (First Team AP, NEA, PFWA, SI, FD, USA), *15 Joe Montana QB (First Team AP, NEA), *16 Jerry Rice WR (First Team AP, NEA, PFWA, CPNW, SI, SN, FD, FI, NA, USA), Brent Jones TE (Honorable Mention AP), Steve Wallace T (Honorable Mention AP), Guy McIntyre G (Second Team CPNW), Harris Barton T (Second Team NA), Jesse Sapolu C (Honorable Mention AP), Kevin Fagan DE (First Team NA), Pierce Holt DE (Second Team NA), Michael Carter NT (Honorable Mention AP), Matt Millen LB (Honorable Mention AP)

1991 — Jerry Rice WR (First Team SN), Harris Barton T (First Team SI), Steve Wallace T (Second Team CPNW), Guy McIntyre G (Honorable Mention AP), Michael Carter NT (Honorable Mention AP), John Taylor KR (Honorable Mention AP)

1992 — Harris Barton T (First Team AP, PFWA, SI, FD, USA), Pierce Holt DE (Second Team NEA, AP), Brent Jones TE (First Team NEA, CPNW), Guy McIntyre G (First Team CPNW, FI, USA), Jerry Rice WR (First Team AP, NEA, PFWA, CP, SI, SN, FD, FI, USA), Steve Wallace T (First Team PFWA, CPNW), *17 Steve Young (First Team AP, NEA, PFWA, CPNW, SI, SN, FD, FI), Ricky Watters RB (Honorable Mention AP), Michael Carter DT (Honorable Mention AP), Jesse Sapolu C (Honorable Mention AP), Roy Foster G (First Team USA), George Seifert Coach (Second Team CPNW)

1993 — Harris Barton T (First Team AP, PFWA, SN, CPNW, USA), Brent Jones TE (First Team USA), Tim McDonald S (First Team CPNW, FD), *18 Jerry Rice WR (First Team AP, PFWA, SN, CPNW, SI, FD, FI, USA), Steve Young QB (First Team AP, PFWA, CPNW, FD, FI), Steve Wallace T (First Team FD), Guy McIntyre G (First Team FD, FI), Jesse Sapolu C (Honorable Mention AP), Dana Stubblefield DT (Honorable Mention AP), Merton Hanks FS (First Team SI)

1994 — Merton Hanks FS (First Team SN, CPNW, USA, SI, FD, USA), Brent Jones TE (Second Team AP), Jerry Rice WR (First Team AP, PFWA, SN, CPNW, SI, FD, FI, USA), Deion Sanders CB (First Team AP, PFWA, CPNW, SN, SI, FD, FI, USA), *19 Steve Young QB (First Team AP, PFWA, SN, CPNW, SI, FD, FI, USA), Dana Stubblefield DT (First Team FI, USA), Ken Norton Jr. MLB (Honorable Mention AP), Steve Wallace T (Honorable Mention AP), Jesse Sapolu G (Honorable Mention AP), Bart Oates C (Honorable Mention AP), Tim McDonald SS (Second Team FD)

1995 — Merton Hanks FS (First Team AP, PFWA, SN, CPNW, FD, FI, USA, SI), Ken Norton Jr. LB (First Team AP, PFWA, CPNW, FD, FI), Eric Davis CB (First Team AP, PFWA, CPNW), Jerry Rice WR (First Team AP, PFWA, SN, CPNW, FD, FI, USA, SI), Brent Jones TE (Honorable Mention AP), Harris Barton T (Honorable Mention AP), Jesse Sapolu G (Honorable Mention AP), Tim McDonald SS (Second Team AP, CPNW, FD), Kirk Scafford G (Honorable Mention AP), Bart Oates C (Honorable Mention AP), Steve Young QB (Second Team AP), Dana Stubblefield DT (First Team CPNW, FI), Bryant Young DT (Honorable Mention AP), Gary Plummer LB (Honorable Mention AP), Lee Woodall LB (Second Team CPNW, FD)

1996 — Jerry Rice WR (First Team AP, CPNW, PFWA, SN, FD, FI, USA), Jesse Sapolu C (Second Team CPNW), Roy Barker DE (Honorable Mention AP), Bryant Young DT (First Team AP, PFWA, SN, CPNW, FD, SI, FI, USA), Dana Stubblefield DT (Second Team CPNW), Ken Norton Jr. MLB (First Team SI), Marquez Pope CB (Honorable Mention AP), Merton Hanks FS (First Team AP, USA, CPNW), Tim McDonald SS (Honorable Mention AP), Jeff Wilkins K (Honorable Mention AP)

1997 — *20 Dana Stubblefield DT (First Team AP, SI, PFWA, PFW, FI, CPNW, SN, SI, FD), Merton Hanks FS (First Team CPNW, FD), Chris Doleman DE (Second Team CPNW), Bryant Young DT (Second Team CPNW), Steve Young QB (Second Team CPNW, FD), Kevin Gogan G (First Team FI)

1998 — Kevin Gogan G (First Team CPFW), Merton Hanks FS (First Team USA), Garrison Hearst RB (Second Team CPFW, FN), Terrell Owens WR (Second Team FN), Bryant Young DT (First Team SN), Steve Young QB (First Team SN)

1999 — Bryant Young DT (Second Team AP, CPFN, FD)

2000 — Terrell Owens WR (First Team AP), Ray Brown G (Second Team CPNW)

2001 — Terrell Owens WR (First Team AP, PFW, FD, CPNW, SN), Ray Brown G (Second Team AP, FD, CPNW), Scott Gragg T (Second Team FD), Bryant Young DT (First Team CPNW, Second Team AP, FD)

2002 — Fred Beasley FB (First Team SI, FD, Second Team AP), Derrick Deese T (First Team SI, Second Team FD), Jeremy Newberry C (First Team PFW), Terrell Owens WR (First Team AP, SI, PFW, FD, SN), Tony Parrish S (First Team SI, FD), Julian Peterson LB (First Team CPNW, Second Team AP, FD), Ron Stone G (First Team PFW, FD)

2003 — Fred Beasley FB (First Team FD, Second Team AP), Tony Parrish S (First Team PFW, Second Team AP), Julian Peterson LB (First Team AP, SI, PFW, FD, SN), Ron Stone G (Second Team FD)

2004 — None

2005 — None

2006 — *Frank Gore RB (Second Team AP, First Team USA, All—NFC PFWA), Walt Harris CB (All—NFC PFWA)

2007 — *Patrick Willis LB (First Team AP, SN, SI, PFWA, All—Rookie PFWA), Andy Lee P (First Team AP, PFWA), Michael Robinson RB (First Team SI — special teams)

2008 — Patrick Willis LB (Second Team AP)

2009 — *Patrick Willis LB (First Team AP, SN, SI, PFWA, PFW), Andy Lee P (Second Team AP)

2010 — Patrick Willis LB (First Team AP)

2011 — David Akers K (First Team AP, SI, DMN), NaVorro Bowman LB (First Team AP), Andy Lee P (First Team AP, SI, DMN, SN, PFW/PFWA), Carlos Rogers CB (Second Team AP), Justin Smith DT (First Team AP @ DT, Second Team AP @ DE, SI, DMN, PFW/PFWA), Joe Staley T (Second Team AP), Patrick Willis LB (First Team AP, SN, PFW/PFWA)

2012 — NaVorro Bowman LB (First Team AP), Ahmad Brooks LB (Second Team AP, SI), Anthony Davis T (SI), Dashon Goldson S (First Team AP, SI), Mike Iupati G (First Team AP, SI, PFW/PFWA), Andy Lee P (First Team AP, PFW/PFWA), Aldon Smith LB (First Team AP, PFW/PFWA), Justin Smith DT (Second Team AP @ DT and DE), Joe Staley T (Second Team AP), Patrick Willis LB (First Team AP, PFW/PFWA)

2013 — NaVorro Bowman LB (First Team AP), Ahmad Brooks LB (Second Team AP), Vernon Davis TE (Second Team AP), Justin Smith DT (Second Team AP), Joe Staley T (Second Team AP)

2014 — None

2015 — NaVorro Bowman LB (First Team AP)

2016 — None

2017 — Reuben Foster LB (All—Rookie PFWA)

2018 — Richie James Jr. (All—NFC PFWA, All—Rookie ESPN), George Kittle LB (Second Team AP, All—NFC PFWA), Mike McGlinchey T (All—Rookie PFWA, All—Rookie ESPN)

2019 — Nick Bosa (All—Rookie PFWA) Dre Greenlaw (All—Rookie PFWA), George Kittle TE (First Team AP, All—NFL PFWA, All—NFC PFWA), DeForest Buckner DL (Second Team AP, All—NFC PFWA), Richard Sherman CB (Second Team AP)

- *1 (1952) McElhenny was named UPI “Rookie of the Year” and Sport Magazine’s “Player of the Year.”
- *2 (1957) Tittle was named UPI’s “Player of the Year.”
- *3 (1970) Brodie was consensus NFL “Player of the Year” and consensus NFL “Offensive Player of the Year.”
- *4 (1981) Dean was named NFLPA’s NFL “Defensive Lineman of the Year.”
- *5 (1981) Montana was named MVP of Super Bowl XVI.
- *6 (1982) Clark was named Sports Illustrated’s NFL “Player of the Year.”
- *7 (1984) Montana was named MVP of Super Bowl XIX.
- *8 (1986) Rice was named Sports Illustrated’s NFL “Player of the Year.” He was also named NFL “Offensive Player of the Year.”
- *9 (1987) Rice was consensus NFL “Player of the Year” and consensus NFL “Offensive Player of the Year.”
- *10 (1988) Craig was named UPI NFC “Offensive Player of the Year,” AP’s NFL “Offensive Player of the Year,” and Sports Illustrated’s NFL “Player of the Year.”
- *11 (1988) Rice was named MVP of Super Bowl XXIII.
- *12 (1988) Taylor was named NFLPA’s NFC “Special Teams Player of the Year.”
- *13 (1989) Montana was named MVP of Super Bowl XXIV, consensus NFL “Player of the Year,” and consensus NFL “Offensive Player of the Year.”
- *14 (1990) Haley was named UPI NFC “Defensive Player of the Year.”
- *15 (1990) Montana was named AP’s NFL MVP, and Male Athlete of the Year. He was also named “Sportsman of the Year” by Sports Illustrated.
- *16 (1990) Rice was named Sports Illustrated’s NFL “Player of the Year.”
- *17 (1992) Young was consensus NFL “Player of the Year” and consensus NFL “Offensive Player of the Year.”
- *18 (1993) Rice was AP’s “Offensive Player of the Year” and NEA’s “Offensive Player of the Year.”
- *19 (1994) Young was consensus NFL “Player of the Year.”
- *20 (1997) Stubblefield was NFL “Defensive Player of the Year.”
- *21 (2006) Gore was named PFWA’s “Most Improved Player.”
- *22 (2007) Willis was named AP’s and PFWA’s “Defensive Rookie of the Year.”
- *23 (2009) Willis was named “Linebacker of the Year” by the NFL Alumni.

AAFC — All—America Football Conference, AP — Associated Press, CBS — CBS—TV, CO — Coaches All Pro Team, CPNW — College and Pro Football Newsweekly, CPFN — College and Pro Football Weekly, DMN — Dallas Morning News, DN — Detroit News, DP — Detroit Press, ESPN — ESPN Writers, — Football Digest, FI — NFL Films, FN — Football News, FW — Pro News Football Weekly, HE — Hearst All—Pro, HF — Pro Football Hall of Fame, IN — International News Service, NA — The National, NEA — Newspaper Enterprise Association, NYN — New York News, PFD — Pro Football Digest, PFI — Pro Football Illustrated, PFW — Pro Football Weekly, PFWA — Pro Football Writers of America, SI — Sports Illustrated, SN — Sporting News, SP — Sport Magazine, UPI — United Press International, USA — USA Today



49ERS TRADE HISTORY

1950

HB Emil Sitko from LA Rams for HB Glenn Davis.

E Gordy Soltau from Cle. for 1951 No. 4 draft choice.

DB Howie Livingston from Was. for undisclosed considerations.

1952

HB J.R. Boone from Chi. for 1953 No. 6 draft choice.

1953

E Bob Van Doren from Cle. for 1954 No. 8 draft choice.

HB Fred Bruney from Cle. for 1954 No. 10 draft choice.

1954

HB John Henry Johnson from Pit. for HB Ed Pullerton.

HB John Williams from Was. for T Ray Collins.

QB Arnie Galiffa from NYG for DE Bob Van Doren.

1955

C Ed Beatty from LA Rams for HB Jim Cason, G Nick Feher, and 1956 No. 5 draft choice.

E Ted Vaught from Phi. for undisclosed future draft choice.

1956

T Bob Cross from LA Rams for 1957 No. 3 draft choice.

1957

HB Bill Stits from Det. for HB John Henry Johnson and a 1958 No. 7 draft choice.

LB Marv Matuszak from Pit. for QB Earl Morrall and G Mike Sandusky.

HB Val Joe Walker from Det. for 1958 No. 15 draft choice.

1960

LB Jerry Wilson from Phi. for G John Wittenborn.

1961 No. 1a draft choice (HB Jimmy Johnson) from Pit. for DB Dick Moegle.

1961 No. 1b draft choice (QB Billy Kilmer) from Bal. for TE Dee Mackey.

1961

G/LB Lou Cordileone from New York Giants for QB Y.A. Tittle.

1962

DB Elbert Kimbrough from LA Rams for DE Lou Cordileone.

C John Mellekus from Chi. for 1963 No. 4 draft choice.

HB Bobby Gaiters from NYG for E Aaron Thomas.

1963

1965 No. 1 draft choice (DB George Donnelly) from Cle. for Cleveland signing free agent G Ted Connolly.

LB Mike Dowdle from Dal. for HB Jim Ridlon.

T Roy Williams from Min. for 1965 No. 8 draft choice.

1964

C Frank Morze from Cle. for 1965 No. 6 draft choice.

1965

HB John David Crow from StL for HB Abe Woodson.

DE Dan LaRose from Bal. for 1966 No. 7 draft choice.

1967

1967 No. 1 draft choice (QB Steve Spurrier) from Atl. for FL Bernie Casey, G Jim Wilson, and T Jim Norton.

1968

LB Harold Hays from Dal. for 1969 No. 3 draft choice.

DE Kevin Hardy from NO Saints as compensation for Saints' signing E Dave Parks.

1968 No. 1 draft choice (TE Ted Kwalick) – see Dave Parks above.

WR Clifton McNeil from Cle. for 1969 No. 2 draft choice.

1969

G Randy Beisler from Phi. for QB George Mira.

DB Roosevelt Taylor from Chi. for G Howard Mudd.

KR Noland Smith from KC Chiefs for 1970 No. 3 draft choice.

1970

PK Bruce Gossett from LA Rams for HB Kermit Alexander and 1970 No. 2 draft choice.

1972

DE Rolf Krueger from StL for 1973 No. 2 draft choice and 1974 No. 3 draft choice.

1973

RB Randy Jackson from Buf. for DT Earl Edwards.

WR Danny Abramowicz from NO for 1974 No. 4 & 5 draft choices.

1974

TE Tom Mitchell from Bal. for returned Colts' 1975 No. 3 draft choice and 1976 No. 4 draft choice.

T Bob Penchion from Buf. for 1975 No. 7 draft choice.

WR Robert West from KC for 1975 No. 6 draft choice.

QB Norm Snead from NYG for 1975 No. 3 draft choice and 1976 No. 4 draft choice.

1976 No. 1 draft choice (choice traded to Patriots for QB Jim Plunkett) from Hou. for RB Vic Washington.

1975

WR Bob Hayes from Dal. for 1976 No. 3 draft choice.

LB Dave Washington from Buf. for 1977 No. 5 draft choice.

CB Nate Allen from KC for G Randy Beiser and Saints 1976 No. 3 choice.

1976

WR Willie McGee and LB Bruce Elia from TB for QB Steve Spurrier.

QB Jim Plunkett from NE for QB Tom Owens, 1976 & '77 No. 1 choices, 1976 Houston's No. 1 choice, and 1977 No. 1 choice.

G Steve Lawson from Min. for DB Windlan Hall.

QB Marty Domres from Bal. for 1978 No. 5 draft choice.

TE Jim Obradovich from NYG for 1977 No. 8 draft choice.

WR Jim Lash from Min. for RB Sammy Johnson.

1977

LB Ed Bradley from Sea. for DT Bill Sandifer.

DT Ed Galigher from NYJ for 1977 No. 3 draft choice.

TE Paul Seal from NO for G John Watson.

1978

RB O.J. Simpson from Buf. for 1979 No. 1 draft choice, 1978 & '79 No. 2 draft choices, 1978 No. 3 draft choice, and 1979 No. 4 draft choice.

WR Larry Jones from Was. for TE Tom Mitchell and 1978 No. 8 draft choice.

WR Freddie Solomon and S Vern Rober–son from Mia. for RB Delvin Williams.

FB Greg Boykin from NO for DB Ralph McGill.

LB Joe Harris from Was. for 1978 Vikings No. 6 draft choice.

G Steve Knutson from GB for 1979 No. 8 draft choice.

S Chuck Crist from NO for LB Skip Vanderbundt.

S Bob Jury and 1979 Cowboys No. 3 draft choice (QB Joe Montana) from Sea. for 1979 No. 3 draft choice.

1979

CB Melvin Morgan from Cin. for 1980 No. 7 draft choice.

RB Mike Hogan from Phi. for 1981 No. 7 draft choice.

S Tim Gray from KC for 1980 No. 9 draft choice.

S Tony Dungy from Pit. for 1980 No. 10 draft choice.

CB Charles Cornelius from Mia. for 1980 No. 11 draft choice.

RB Lenvil Elliott from Cin. for the first right to waived players.

1980

DB Scott Perry from Cin. for 1981 No. 9 draft choice.

DB Ray Rhodes and WR Jimmy Robinson from NYG for S Tony Dungy and FB Mike Hogan.

TE Charle Young from LA Rams for 1980 No. 3 draft choice and 1983 unconditional No. 4 draft choice.

LB Thomas Henderson from Dal. for 1981 No. 4 draft choice.

DT Jim Krahle from Bal. for 1981 No. 10 draft choice.

1981

QB Guy Benjamin from NO for 1982 No. 6 draft choice.

G/T Dan Audick from SD for 1982 No. 3 draft choice.

FB Johnny Davis from TB for RB/WR James Owens.

RB Amos Lawrence from SD for 1984 No. 4 draft choice.

DE Fred Dean from SD 1983 No. 2 draft choice and option to exchange 1983 No. 1 draft choices.



49ERS TRADE HISTORY

[CONT.]

1982

TE Russ Francis from NE for 1982 No. 1 & No. 4 draft choices.

LB Bob Horn from SD for 1983 No. 8 draft choice.

T Lindsey Mason from LA Raiders for 1983 Raiders No. 5 draft choice acquired for DE Cedrick Hardman in 1980.

1983

RB Wendell Tyler from LA Rams for 1983 No. 2 draft choice and 1983 Broncos No. 4 draft choice.

QB Matt Cavanaugh from NE for 1984 No. 7 draft choice.

P Tom Orosz from Mia. for 1984 Bears No. 12 draft choice.

1984

DT Louie Kelcher from SD for 1984 No. 8 and No. 12 draft choices and 1985 conditional No. 9 draft choice.

DT Manu Tuiasosopo from Sea. for 1984 Buccaneers No. 4 draft choice and 1985 No. 10 49ers' draft choice.

CB Mario Clark from Buf. for 1985 No. 4 draft choice.

DT Gary Johnson from SD for 1986 No. 5 and No. 11 draft choices.

1985

1985 No. 1 draft choice (WR Jerry Rice) from NE for 1985 No. 1, 2, and 3 draft choices.

LB Fulton Kuykendall from Atl. for DE/DT Lawrence Pillers.

C Jim Leonard from TB for 1986 No. 12 draft choice.

CB Tory Nixon from Was. for 1986 No. 6 draft choice.

1986

QB Jeff Kemp from LA Rams for 1986 Lions No. 3 draft choice.

RB Joe Cribbs from Buf. for 1987 No. 3 and 1988 No. 5 draft choices.

1986 No. 2 draft choice (DE Larry Roberts) from Det. for 1986 Bills No. 2 draft choice.

1986 No. 3a draft choice (FB Tom Rathman) from Buf. for 1986 Cowboys No. 1 draft choice and 1986 49ers No. 10 draft choice.

1986 No. 3b draft choice (CB Tim McKyer) from Phi. for QB Matt Cavanaugh.

1986 No. 4a draft choice (LB Charles Haley) from Cle. for 1986 Lions No. 3a draft choice.

1986 No. 4b draft choice (T Steve Wallace) from Was. for 1986 Lions No. 3b draft choice.

1986 No. 6 draft choice (FS Don Griffin) from NYJ for T Billy Shields.

1987

LB Keith Browner from TB for 1988 No. 6 draft choice.

QB Steve Young from TB for 1987 No. 2 and 4 draft choices.

1988

WR Wes Chandler from NO for C Fred Quillan.

1991

LB Tim Harris from GB for 1992 No. 2 draft choice and 1993 No. 2 draft choice.

1992

1993 No. 2 draft choice and 1994 No. 3 draft choice from Dal. for DE Charles Haley.

1993

1993 No. 1 draft choice from KC for QB Joe Montana and S David Whitmore.

1993 No. 1 draft choice (DE Dana Stubblefield) from NO for 1993 Chiefs No. 1 draft choice.

1994 No. 1 draft choice (choice trade to Rams for 1994 Falcons No. 1 draft choice) from SD for 1993 Raiders' No. 2 draft choice.

1994

1994 No. 1a draft choice (DT Bryant Young) from Atl. via Ind. and LA Rams for 1994 Chargers No. 1 draft choice, 1994 49ers No. 2 draft choice and 1994 Eagles No. 3 draft choice.

1994 No. 1b draft choice (FB William Floyd) from Dal. for 1994 No. 1 and 7 draft choices.

1995

1995 No. 1 draft choice (WR J.J. Stokes) from Atl. via Cle. for 1995 No. 1 and No. 3 draft choices, 1995 Chiefs No. 4 draft choice and 1996 No. 1 draft choice.

CB Marquez Pope from StL for 1995 No. 2 draft choice.

1996

RB Terry Kirby from Mia. for 1997 No. 4 draft choice.

1998

LB Anthony Peterson from Chi. for 1998 No. 7 draft choice.

T Jamie Brown from Den. for 1999 No. 2 draft choice.

1998 No. 7 draft choice (WR Ryan Thelwell) from Pit. via Atl. for 1999 No. 6 draft choice.

1999

DE Roy Barker and TE Irv Smith to Cle. for past considerations.

QB Ty Detmer and 1999 No. 4 draft pick to Cle. for 1999 No. 4 and No. 5 draft picks.

G Kevin Gogan to Mia. for 1999 No. 5 draft pick.

QB Jim Druckenmiller to Mia. for 2000 No. 7 and 2001 No. 7.

CB Craig Newsome from GB for 2000 No. 5 draft choice.

1999 No. 1 draft choice (DT Reggie McGrew) from Mia. for 1999 No. 1 and No. 5 draft choices.

1999 No. 4a draft choice (CB Anthony Parker) from Cle. for FB Marc Edwards.

1999 No. 4b draft choice (CB Pierson Prioleau) and No. 6 draft choice (WR Tai Streets) from Ind. for 1999 No. 4 draft choice.

2000

2000 No. 1 draft choice (3) to Was. for two 2000 No. 1 draft choices (12) and (24) (Ahmed Plummer) and No. 4 draft choice.

2000 No. 1 draft choice (12) to NYJ for 2000 No. 1 (16) (Julian Peterson) and No. 2 (48) (Jason Webster) draft choices.

2000 No. 3 draft choice (Jeff Ulbrich) from Sea. for 2000 No. 4 and No. 7 draft choices.

2000 No. 4 draft choice (98) to GB for 2000 No. 4 (108) (John Keith) and No. 5 (132) draft choices.

2000 No. 5 draft choice (John Miley) from Chi. for 2000 No. 6 and No. 7 draft choices.

2000 No. 7 draft choice (Tim Rattay) from NE for 2001 No. 6 draft choice.

CB R.W. McQuarters to Chi. for 2001 conditional draft pick.

2001

2001 No. 1 (9), No. 3 (82) and No. 7 (222) draft choices to Sea. for No. 1 (7) (Andre Carter) and No. 6 (191) (Menson Holloway).

2001 No. 2 2001 (41), No. 3 (71) and No. 4 (105) draft choices to GB for 2001 No. 2 (47) (Jamie Winborn), No. 3 (80 & 82) (Kevan Barlow), No. 6 (179) (Rashad Holman) and No. 7 (222) draft choices.

2002

2002 No. 2 (61) draft choice to Buf. for 2002 No. 3 (69) (Saleem Rasheed) and No. 4 (102) draft choices (Jeff Chandler).

QB Cade McNown from Mia. for 2003 No. 7 conditional draft choice.

2004

WR Terrell Owens to Bal. for 2004 No. 2 (51) draft choice.

2004 No. 2 (51) draft choice to Bal. for DT Brandon Whiting (via Philadelphia).

2004 No. 1 (16) draft choice to Phi. for 2004 No. 1 (28) and No. 2 (58) draft choices (Shawntae Spencer).

2004 No. 1 (28) draft choice to Car. for 2004 No. 1 (31) (Rashaun Woods) and No. 4 (127) draft choices (Richard Seigler).

2004 No. 4 (112) and No. 5 (147) draft choices to Chi. for 2004 No. 4 (104) draft choice (Isaac Sopoga).

2004 No. 6 (179) draft choice to GB for 2004 No. 6 (188) (Andy Lee) and No. 7 (226) draft choices (Christian Ferrara).

2005

2005 No. 4 (102) and No. 6 draft choices (175) to Phi. for 2005 No. 3 draft choice (94) (Adam Snyder).

LB John Engelberger to Den. for CB Willie Middlebrooks.

LB Jamie Winborn to Jac. for 2006 No. 7 (236) draft choice.

QB Tim Rattay to TB for 2006 No. 6 (192) draft choice.

2006

WR Brandon Lloyd to Was. for 2006 No. 3 (84) draft choice.

WR Rashaun Woods to SD for CB Sammy Davis.

2006 No. 2 (37) and No. 3 (68) draft choices to Den. in exchange for No. 1 (22) (Manny Lawson) draft choice from Den.

2006 No. 7 (213 & 236) to Jax. for No. 6 (197) draft choice (Melvin Oliver).

QB Ken Dorsey and a 2007 No. 7 (213) draft choice to Cle. for QB Trent Dilfer.

QB Cody Pickett to Hou. for a 2007 conditional draft choice.

CB Mike Rumph to Was. for WR Taylor Jacobs.

RB Kevan Barlow to NYJ for 2007 No. 4 (124) draft choice.



49ERS TRADE HISTORY

(CONT.)

2007

2007 No. 4 (110) and 2008 No. 1 draft choices to NE in exchange for No. 1 (28) draft choice (Joe Staley).

2007 No. 4 (124) draft choice to Sea. in exchange for WR Darrell Jackson.

2007 No. 2 (42) and No. 4 (126) draft choices to Ind. in exchange for 2008 No. 1 draft choice.

2009

2009 No. 2 (43) and 2009 No. 4 (111) draft choices to Car. in exchange for 2010 No. 1 draft choice.

2010

QB Shaun Hill to Det. in exchange for 2011 No. 7 draft choice.

2010 No. 5 (145) draft choice to Mia. in exchange for WR Ted Ginn Jr.

2010 No. 1 (13) and 2010 No. 4 (113) draft choices to Den. in exchange for 2010 No. 1 (11) draft choice (Anthony Davis).

2010 No. 3 (79) draft choice to SD in exchange for 2010 No. 3 (91) (NaVorro Bowman), 2010 No. 6 (173) (Anthony Dixon) and 2011 No. 4 draft choices.

WR Isaac Bruce to StL.

DT Kentwan Balmer to Sea. in exchange for 2011 No. 6 draft choice.

2011

2011 No. 2 (45), No. 4 (108) and No. 5 (141) draft choices to Den. in exchange for 2011 No. 2 (36) draft choice (Colin Kaepernick).

2011 No. 3 (76) to Jax. in exchange for 2011 No. 3 (80) (Chris Culliver) and 2011 No. 6 (182) (Ronald Johnson).

2011 No. 6 (174) and 2011 No. 7 (231) to GB in exchange for 2011 No. 5 (163) (Daniel Kilgore) draft choice.

S Taylor Mays to Cin. in exchange for a conditional 2013 No. 7.

2012

2012 No. 3 (92) to Ind. in exchange for 2012 No. 4 (97) (traded to Mia.) and 2013 No. 5 (157) (Quinton Dial) draft choices.

2012 No. 4 (97, from Ind.) to Mia. in exchange for 2012 No. 4 (103) (traded to Car.), 2012 No. 6 (196, from NO) (traded to Det.) and 2013 No. 6 (180) (Nick Moody) draft choices.

2012 No. 4 (103, from Mia.) to Car. in exchange for 2012 No. 6 (180) (Trenton Robinson) and 2013 No. 3 (74) (traded to Dal.) draft choices.

2012 No. 4 (125) and 2012 No. 6 (196, from NO via Mia.) draft choices to Det. in exchange for 2012 No. 4 (117) (Joe Looney) draft choice.

S Colin Jones to Car. in exchange for 2014 No. 7 (243) (Kaleb Ramsey).

2013

QB Alex Smith to KC in exchange for 2013 No. 2 (34) and 2014 No. 2 (56) (traded to Den.) draft choices.

2013 No. 6 (199) draft choice to Bal. in exchange for WR Anquan Boldin.

2013 No. 5 (164) draft choice and 2013 No. 7 (227, from Cin.) to Cle. in exchange for QB Colt McCoy and 2013 No. 6 (173) (traded to GB) draft choice.

2013 No. 1 (31) and No. 3 (74, from Car.) draft choices to Dal. in exchange for 2013 No. 1 (18) (Eric Reid) draft choice.

2013 No. 2 (34) draft choice to Ten. in exchange for 2013 No. 2 (40) (Cornellius "Tank" Carradine), No. 7 (216) (traded to GB) and 2014 No. 3 (77) (Chris Borland) draft choices.

2013 No. 2 (61) and No. 6 (173) draft choices to GB in exchange for 2013 No. 2 (55) (Vance McDonald).

2013 No. 3 (93) and No. 6 (216) draft choices to GB in exchange for 2013 No. 3 (88) (Corey Lemonier) draft choice.

WR A.J. Jenkins to KC in exchange for WR Jon Baldwin.

LB Parys Haralson to NO in exchange for 2014 No. 7 (242) (traded to Den.) draft choice.

LB Cam Johnson to Ind. in exchange for 2015 No. 7 (246) (traded to Dal.) draft choice.

2014

2014 No. 6 (205) and conditional 2015 No. 6 draft choices to Jax. in exchange for QB Blaine Gabbert.

2015 No. 7 (232) draft choice to Mia. in exchange for T Jonathan Martin.

2015 No. 4 (113) draft choice to Buf. in exchange for WR Stevie Johnson.

2014 No. 2 (56, from KC) and 2014 No. 7 (242, from NO) draft choices to Den. in exchange for 2014 No. 2 (63) (traded to Mia.), No. 5 (171) (traded to Mia.) and 2015 No. 4 (126) (Mike Davis) draft choices.

2014 No. 2 (63, from Den.) and 2014 No. 5 (171, from Den.) draft choices to Mia. in exchange for 2014 No. 2 (57) (Carlos Hyde) draft choice.

2014 No. 2 (61) draft choice to Jax. in exchange for 2014 No. 3 (70) (Marcus Martin) and No. 5 (150) (Aaron Lynch) draft choices.

2014 No. 3 (94) draft choice to Cle. in exchange for 2014 No. 4 (106) (Bruce Ellington) and No. 6 (180) (Kenneth Acker) draft choices.

2015

2015 No. 1 (15) draft choice to SD in exchange for 2015 No. 1 (17) (Arik Armstead), No. 4 (117) (Blake Bell) and 2016 No. 5 (142) (Ronald Blair III) draft choices.

2015 No. 5 (151) draft choice to Ind. in exchange for 2015 No. 5 (165) (Bradley Pinion) and No. 7 (244) (Trent Brown) draft choices.

2015 No. 7 (246, from Ind.) draft choice to Dal. in exchange for 2016 No. 6 (178) (traded to KC) draft choice.

P Andy Lee to Cle. in exchange for 2017 No. 7 (219) (traded to Min.) draft choice.

TE Asante Cleveland to NE in exchange for OL Jordan Devey.

TE Derek Carrier and 2017 No. 7 (220) draft choice to Was. in exchange for 2017 No. 5 (161) (traded to Ind.) draft choice.

A conditional 2017 draft choice to Bal. in exchange for C Nick Easton.

C Nick Easton and 2016 No. 6 (180) draft choice to Min. in exchange for LB Gerald Hodges.

TE Vernon Davis and 2016 No. 7 (228) draft choice to Den. in exchange for 2016 No. 6 (207) (Jeff Driskel) and 2017 No. 6 (202) (Pita Taumoepeenu) draft choices.

2016

2016 No. 2 (37), No. 4 (105) and No. 6 (178) draft choices to KC in exchange for 2016 No. 1 (28) (Joshua Garnett) and 2016 No. 7 (117) (Prince Charles Iworah) draft choices.

CB Kenneth Acker to KC in exchange for 2018 No. 7 (240) (Richie James) draft choice.

G Brandon Thomas to Det. in exchange for WR Jeremy Kerley.

2019 No. 7 (216) to KC in exchange for WR Rod Streater and 2019 No. 7 (243).

2017

2017 No. 6 (186) draft choice to Bal. in exchange for OL Jeremy Zuttah and 2017 No. 6 (198) draft choice.

2017 No. 1 (2) draft choice to Chi. in exchange for 2017 No. 1 (3) (Solomon Thomas), No. 3 (67) (traded to NO), No. 4 (111) (traded to Sea.) and 2018 No. 3 (70) (Fred Warner) draft choices.

2018 No. 4 (109) draft choice to Den. in exchange for RB Kapri Bibbs and 2017 No. 5 (177) (Trent Taylor).

2017 No. 2 (34) and No. 4 (111, from Chi.) draft choices to Sea. in exchange for 2017 No. 1 (31) (Reuben Foster) draft choice.

2017 No. 3 (67, from Chi.) draft choice to NO in exchange for 2017 No. 7 (229) (Adrian Colbert) and 2018 No. 2 (59) (traded to Was) draft choices.

2017 No. 4 (109) and No. 7 (219, from Cle.) draft choices to Min. in exchange for 2017 No. 3 (104) (C.J. Beathard) draft choice.

2017 No. 4 (143) and No. 5 (161, from Was.) draft choices to Ind. in exchange for 2017 No. 4 (121) (Joe Williams) draft choice.

TE Vance McDonald and 2018 No. 5 (148) draft choice to Pit. in exchange for 2018 No. 4 (128) (Kentavious Street) draft choice.

2019 No. 5 (142) to Det. in exchange for OL Laken Tomlinson.

2018 No. 2 (43) draft choice in exchange for QB Jimmy Garoppolo.

CB Rashard Robinson to NYJ in exchange for 2018 No. 5 (143) (traded to NE) draft choice.



49ERS TRADE HISTORY

[CONT.]

2018

C Daniel Kilgore and 2018 No. 7 (227) draft choice to Mia. in exchange for 2018 No. 7 (223) (Jullian Taylor) draft choice.

2018 No. 2 (59, from NO) and No. 3 (74) draft choices to Was. in exchange for 2018 No. 2 (44) (Dante Pettis) draft choice.

OL Trent Brown and 2018 No. 5 (143, from NYJ) draft choice to NE in exchange for 2018 No. 3 (95) (Tarvarius Moore) draft choice.

LB Eli Harold to Det. in exchange for 2020 No. 7 (219) draft choice.

2019 No. 7 (243, from KC) to Cle. in exchange for T Shon Coleman.

2019

2020 No. 2 draft choice to KC in exchange for DL Dee Ford.

2019 No. 4 (104) draft choice to Cin. in exchange for 2019 No. 4 (110) (Mitch Wishnowsky), No. 6 (183) (Justin Skule) and No. 6 (198) (Tim Harris) draft choices.

LB Dekoda Watson and 2019 No. 6 (212) to Den. in exchange for 2019 No. 5 (148) (Dre Greenlaw) draft choice.

2020 No. 3 and No. 4 draft choices to Den. in exchange for WR Emmanuel Sanders and 2020 No. 5 (156) draft choice.



ALL-TIME ALPHABETICAL ROSTER

Last	First	Position	College	Years	Jersey #
A					
Abramowicz	Danny	WR	Xavier	1973–74	46
Acker	Kenneth	CB	SMU	2014–15	20, 24
Adams	Anthony	DT	Penn State	2003–06	91
Adams	Mike	S	Delaware	2004–06	20
Adams	Phillip	CB	South Carolina St.	2010	35
Ahanotu	Chidi	DE	California	2003	72
Akers	David	K	Louisville	2011–12	2
Al-Shaair	Azeez	LB	Florida Atlantic	2019–*	51
Albert	Frank	QB	Stanford	1946–52	13, 63
Aldridge	Ben	HB	Oklahoma State	1952	38
Aldridge	Jerry	RB	Angelo State	1980	47
Alexander	Kermit	HB/DB	UCLA	1963–69	39
Alexander	Kwon	LB	LSU	2019–*	56
Allen	Josh	OL	Louisiana–Monroe	2016	62
Allen	Nate	CB	Texas Southern	1975	27
Allen	Larry	G	Sonoma State	2006–07	71
Amey	Otis	WR	Sacramento State	2005	18
Anderson	Busta	TE	South Carolina	2015	48
Anderson	Dres	WR	Utah	2015	17
Anderson	Gary	K	Syracuse	1997	1
Anderson	Marques	S	UCLA	2005	25
Anderson	Terry	WR	Bethune–Cookman	1980	20
Anderson	Tim	S	Ohio State	1975	26
Andrus	Shane	K	Murray State	2009, '10	9
Anelli	Mark	TE	Wisconsin	2002–03	85
Anthony	Cornelius	LB	Texas A&M	2002–03	57
Arenas	Joe	HB	Omaha	1951–57	22, 82
Armour	Justin	WR	Stanford	1997 (P)	82
Armstead	Arik	DL	Oregon	2015–*	91
Armstrong	Ray–Ray	LB	Miami (Fla.)	2015–17	54
Asmus	Jim	P	Hawaii	1987	9
Asomugha	Nnamdi	CB	California	2013	28
Atkins	Baraka	DT	Miami	2009	76
Atkins	Bill	HB	Auburn	1958–59	29
Atkins	Dave	RB	UTEP	1973	28
Atkins	James	DT	Virginia Union	2004	75
Audick	Dan	T/G	Hawaii	1981–82	61
Ayers	John	G	West Texas State	1976–86	68

B					
Baas	David	G	Michigan	2005–10	64
Babb	Gene	FB	Austin	1957–58	32
Babcock	Harry	E	Georgia	1953–55	88
Bahnsen	Ken	FB	North Texas State	1953	27
Bahr	Matt	K	Penn State	1981	10
Bajema	Billy	TE	Oklahoma State	2005–08	47
Baker	Dave	DB	Oklahoma	1959–61	25
Baker	Jason	P	Iowa	2001–02	7
Baker	Wayne	DT	BYU	1975	78
Bakhtiari	Eric	LB	San Diego	2012	96
Balatti	Ed	E	Oakland High (Calif.)	1946–48	57
Baldassin	Mike	LB	Washington	1977–78	41, 52
Baldassin	Mike	LB	Washington	1977–78	41, 52
Balducci	Alex	OL	Oregon	2016	75
Baldwin	Jon	WR	Pittsburgh	2013	84
Baldwin	Randy	RB	Mississippi	1995	21
Ball	Marcus	S	Memphis	2016	46
Balmer	Kentwan	DE	North Carolina	2008–09	96
Banaszek	Cas	T	Northwestern	1967–77	79
Banducci	Bruno	G	Stanford	1946–54	33, 63
Banta–Cain	Tully	LB	California	2007–08	95
Barber	Mike	WR	Marshall	1989	86
Barker	Roy	DE	North Carolina	1996–98	92
Barlow	Kevan	RB	Pittsburgh	2001–05	32
Barnes	Larry	FB	Colorado State	1957	35
Barnes	Pat	QB	California	1999	10
Barnes	Tim	OL	Missouri	2017	61

Last	First	Position	College	Years	Jersey #
Barnett	Oliver	DL	Kentucky	1995	72, 77
Barrett	Jean	T	Tulsa	1973–80	77
Bartolo	Steve	RB	Colorado State	1988	41
Barton	Harris	T	North Carolina	1987–98	79
Barton	Kirk	T	Ohio State	2008	77
Bassi	Dick	G	Santa Clara	1946–47	35, 36
Battle	Arnaz	WR	Notre Dame	2003–09	83
Beach	Sanjay	WR	Colorado State	1991, 93	83, 86
Beadles	Zane	G	Utah	2016–17	68
Beals	Alyn	E	Santa Clara	1946–51	53
Beard	Ed	LB	Tennessee	1965–72	50
Beasley	Fred	FB	Auburn	1998–05	40
Beasley	Terry	WR	Auburn	1972, 74–75	83, 88
Beathard	C.J.	QB	Iowa	2017–*	3
Beatty	Ed	C	Mississippi	1955–56	54
Beeson	Terry	LB	Kansas	1982	63
Beisler	Randy	G/T	Indiana	1969–74	65
Belk	Bill	DE	Maryland State	1968–74	72
Bell	Blake	TE	Oklahoma	2015–16	84
Bell	Shonn	TE	Clinch Valley	1999	82
Bellore	Nick	LB	Central Michigan	2015–16	50
Belser	Ceaser	LB	Arkansas AM&N	1974	50
Bender	Jacob	T	Nicholls State	2008	77
Benefield	Daved	LB	Cal State Northridge	1996	99
Benjamin	Guy	QB	Stanford	1981–83	7
Bentz	Roman	T	Tulane	1948	46
Berry	Rex	DB	BYU	1951–56	23, 83
Bethea	Antoine	S	Howard	2014–16	41
Bethel–Thompson	McLeod	QB	Sacramento State	2013	5
Bettiga	Mike	WR	Humboldt State	1973	80
Beverly	Ed	WR	Arizona State	1973	81
Bishop	Desmond	LB	California	2014	44
Black	Stan	DB	Mississippi State	1977	26
Blackmore	Richard	CB	Mississippi State	1983	44
Blades	Al	S	Miami (Fla.)	2001	45
Blair III	Ronald	DL	Appalachian State	2016–*	98
Blevins	Tony	S	Kansas	1998	22
Blount	Ed	QB	Washington State	1987	10
Blue	Forrest	C	Auburn	1968–74	75
BlyDre'	CB	North Carolina	2009	31	
Board	Dwaine	DE	North Carolina A&T	1979–88	76
Boatswain	Harry	T	New Haven	1991–94	65
Bogan	Dontavia	WR	South Florida	2011	9
Bolden Jr.	Victor	WR	Oregon State	2017–18	17
Boldin	Anquan	WR	Florida State	2013–15	81
Bollinger	Brian	G	North Carolina	1992–94	71, 77
Bonham	Shane	DT	Tennessee	1998–99	78
Bono	Steve	QB	UCLA	1989–93	13
Boone	Alex	G/T	Ohio State	2010–15	75
Boone	J.R.	HB	Tulsa	1952	24
Borland	Chris	LB	Wisconsin	2014	50
Bosa	Nick	DL	Ohio State	2019–*	97
Bosley	Bruce	C/G	West Virginia	1956–68	77
Bourne	Kendrick	WR	Eastern Washington	2017–*	10, 84
Bouza	Matt	WR	California	1981	81
Bowles	Todd	S	Temple	1991	22
Bowman	NaVorro	LB	Penn State	2010–17	53
Boyd	Elmo	WR	Eastern Kentucky	1978	84
Boyd	Greg	DE	San Diego State	1984	98
Boyett	Lon	TE	Cal State Northridge	1978	82
Boykin	Greg	FB	Northwestern	1978	33
Bradford	Carl	LB	Arizona State	2016	45
Bradley	Ed	LB	Wake Forest	1977–78	54
Bragonier	Dennis	S	Stanford	1974	27
Brandes	John	TE	Cameron	1993	85
Brandon	Michael	DE	Florida	1995–96	78
Bregel	Jeff	G	USC	1987–89	65
Breida	Matt	RB	Georgia Southern	2017–*	22
Brien	Doug	K	California	1994–95	4



Last	First	Position	College	Years	Jersey #
Briggs	Diyral	LB	Bowling Green	2009, '10	50
Bristor	John	S	Waynesburg	1979	29
Britt	Charlie	HB	Georgia	1964	16
Brock	Clyde	T	Utah State	1963	75
Brock	Tramaine	CB	Belhaven	2010–16	26
Brockhaus	Jeff	K	Missouri	1987	5
Brodie	John	QB	Stanford	1957–73	12
Brohm	Jeff	QB	Louisville	1996–97	11
Bronson	Zack	S	McNeese State	1997–03	31
Brooks	Ahmad	LB	Virginia	2008–16	55
Brooks	Chet	DB	Texas A&M	1988–90	31
Brown	Dennis	DE	Washington	1990–96	96
Brown	Gary	T	Georgia Tech	1998	61
Brown	Hardy	LB	Tulsa	1951–55	33, 73
Brown	Jamie	T	Florida A&M	1998	72
Brown	Pete	C	Georgia Tech	1953–54	56
Brown	Ray	RB	South Carolina	1987	22
Brown	Ray	G	Arkansas State	1996–01	65
Brown	Tarell	CB	Texas	2007–13	25
Brown	Tony	DT	Memphis	2004–05	92
Brown	Trent	OL	Florida	2015–17	77
Browner	Keith	LB	USC	1987	59
Bruce	Arland	WR/KR	Minnesota	2003	19
Bruce	Gail	E	Washington	1948–51	54, 88
Bruce	Isaac	WR	Memphis	2008–09	88
Bruer	Bob	TE	Mankato State	1979–80	82
Brumfield	Jackson	E	Southern Mississippi	1954	80, 86
Bruney	Fred	HB	Ohio State	1953, 1956	45
Brunskill	Daniel	OL	San Diego State	2019–*	60
Bryant	Antonio	WR	Pittsburgh	2006	81
Bryant	Bob	T	Texas Tech	1946–49	42
Bryant	Junior	DT	Notre Dame	1995–02	90
Buckey	Jeff	T	Stanford	1999	71
Buckley	Curtis	S	East Texas State	1996–98	28
Buckner	Brentson	DT	Clemson	1998–00	99
Buckner	DeForest	DL	Oregon	2016–*	99
Bull	Scott	QB	Arkansas	1976–78	19
Bungarda	Ken	T	Missouri	1980	64, 72
Bunz	Dan	LB	Long Beach State	1978–84	57
Burbidge	Aaron	WR	Michigan State	2016–18	13
Burke	Don	LB	USC	1950–54	32, 38, 66, 68, 73
Burke	Vern	E	Oregon State	1965	84
Burns	Mike	DB	USC	1977	28
Burt	Jim	NT	Miami (Fla.)	1989–91	64
Bush	Reggie	RB	USC	2015	23
Bush	Steve	TE	Arizona State	2004–05	44
Butler	John	S	Principia	1987	26
Byham	Nate	TE	Pittsburgh	2010–11	82

C

Cadet	Travaris	RB	Appalachian State	2015	32
Caldwell	Mike	WR	California	1995–96	13, 17, 81
Caldwell	Ravin	LB	Arkansas	1993 (P)	54
Calhoun	Mike	DT	Notre Dame	1980	60
Caliguire	Dean	C	Pittsburgh	1991	64
Calvelli	Tony	C	Stanford	1949	31
Campbell	Carter	LB	Weber State	1970	51
Campbell	Marion	T	Georgia	1954–55	76
Campora	Don	T	Pacific	1950, 1952	41, 76
Canley	Sheldon	RB	San Jose State	1991–92	20
Carapella	Al	T	Miami (Fla.)	1951–55	45, 75
Carmazzi	Giovanni	QB	Hofstra	2000–01	19
Carolan	Brett	TE	Washington State	1994–95	86
Carpenter	Dwaine	S	North Carolina A&T	2003–05	35
Carpenter	John	T	Michigan	1949	40
Carr	David	QB	Fresno State	2010	5
Carr	Earl	RB	Florida	1978	31
Carr	Eddie	HB	Olney High (Pa.)	1947–49	85
Carr	Paul	LB	Houston	1955–58	57
Carradine	Tank	DT	Florida State	2013–17	95

Last	First	Position	College	Years	Jersey #
Carrier	Derek	TE	Beloit	2013–14	46
Carswell	Brandon	WR	USC	2013	84
Carter	Andre	DE	California	2001–05	96
Carter	Dexter	RB	Florida State	1990–94, 95–96	35
Carter	Michael	NT	SMU	1984–92	95
Casanega	Ken	HB	Santa Clara	1946, 1948	83
Casey	Bernie	E	Bowling Green	1961–66	30
Cason	Jim	DB	LSU	1948–52, '54	43, 93
Cassara	Frank	FB	St. Mary's	1954	32
Cathcart	Sam	HB	Santa Barbara State	1949–50, '52	28, 83, 86
Cathcart	Royal	HB	Santa Barbara State	1950	94
Cavanaugh	Matt	QB	Pittsburgh	1983–85	6
Celek	Garrett	TE	Michigan State	2012–*	81, 88
Ceresino	Gordy	LB	Stanford	1979	58
Cerne	Joe	C	Northwestern	1965–67	56
Chandler	Jeff	K	Florida	2002–03	3
Chandler	Wes	WR	Florida	1988	81
Chapple	Jack	LB	Stanford	1965	58
Cherry	Tony	RB	Oregon	1986–87	23
Childs	Jason	T	North Dakota	1993	76
Choma	John	G/C	Virginia	1981–83	60, 78
Churchman	Ricky	S	Texas	1980–81	33
Clark	Bryan	QB	Michigan State	1982–83	15
Clark	Don	G	USC	1948–49	31
Clark	Dwight	WR	Clemson	1979–87	87
Clark	Greg	TE	Stanford	1997–01	85
Clark	Mario	CB	Oregon	1984	29
Clark	Mike	DE	Florida	1982	90
Clark	Monte	T	USC	1959–61	63
Claybrooks	DeVone	DT	East Carolina	2003	93
Clayton	Thomas	RB	Kansas State	2008–*	33
Clement	Anthony	T	Louisiana–Lafayette	2005	67
Clements	Nate	CB	Ohio State	2007–10	22
Cleveland	Asante	TE	Miami (Fla.)	2014	45
Cline	Tony	DE	Miami (Fla.)	1976–77	82
Cline	Tony	TE	Stanford	1999	84
Cloherly	Colin	TE	Brown	20010	83
Cochran	Mark	T	Baylor	1987	66, 76
Coffee	Glen	RB	Alabama	2009	29
Cofer	Mike	K	North Carolina State	1988–93	6
Cohen	Joe	DT	Florida	2007	67
Colbert	Adrian	DB	Miami (Fla.)	2017–18	27, 38
Colchico	Dan	E	San Jose State	1960–67	86
Coleman	Shon	T	Auburn	2018–*	78
Coleman	Tevin	RB	Indiana	2019–*	26
Collett	Elmer	G	San Francisco State	1967–72	66
Collie	Bruce	T/G	Texas–Arlington	1985–89, '92	69
Collier	Floyd	T	San Jose State	1948	48
Collier	Tim	CB	East Texas State	1982–84	47
Collins	Glen	DE	Mississippi State	1987	79
Collins	Greg	LB	Notre Dame	1975	55
Collins	Ray	T	LSU	1950–52	43, 72
Comeaux	Darren	LB	Arizona State	1987	56, 59
Condo	Jon	LS	Maryland	2019	59
Conklin	Cary	QB	Washington	1995	6
Conlee	Gerry	C	St. Mary's	1946–47	22
Connell	Mike	P	Cincinnati	1978	10
Conner	Clyde	E	Pacific	1956–63	86, 88
Connolly	Ted	G	Santa Clara–Tulsa	1954, 56–62	64, 65
Conway	Curtis	WR	USC	2004	89
Cook	Chris	CB	Virginia	2014	22
Cook	Toi	DB	Stanford	1994	41
Cooke	Bill	DE	UMass (Amherst)	1976	76
Cooper	Adrian	TE	Oklahoma	1996	49
Cooper	Bill	FB	Muskingum	1961–64	34, 35
Cooper	Chris	DT	Nebraska–Omaha	2004–05	93
Cooper	Deke	S	Notre Dame	2006	35
Cooper	Earl	FB/TE	Rice	1980–85	49, 89
Cooper	George	LB	Michigan State	1987	52
Cooper	Josh	DE	Mississippi	2004–05	76
Cooper	Xavier	DL	Washington State	2017	96
Cordileone	Lou	G–LB	Clemson	1961	74



Last	First	Position	College	Years	Jersey #
Cornelius	Charles	DB	Bethune–Cookman	1979–80	28
Cortez	Jose	K	Oregon State	2001–02, '05	1, 6
Costa	Dave	T/G	Wisconsin	2001	76
Costanzo	Blake	LB	Lafayette	2011	51
Courtney	Matt	S	Idaho State	1987	45
Cousineau	Tom	LB	Ohio State	1986–87	57, 59
Cowlings	Al	DE	USC	1979	79
Cox	Greg	S	San Jose State	1988, 90–91	38
Cox	James	G	Stanford	1948	32
Cox	Perrish	CB	Oklahoma State	2012–14	20
Coyle	Brock	LB	Montana	2017–18	50
Crabtree	Michael	WR	Texas Tech	2009–14	15
Craig	Roger	RB	Nebraska	1983–90	33
Crawford	Derrick	WR	Memphis State	1986	83
Crecion	Gabe	TE	UCLA	2004	47
Cribbs	Joe	RB	Auburn	1986–87	28
Crist	Chuck	DB	Penn State	1978	24
Cromartie	Marcus	CB	Wisconsin	2014–16	47, 20
Cross	Bob	T	Kilgore J.C.	1956–57	78
Cross	Randy	G/C	UCLA	1976–88	51, 62
Crow	John David	HB	Texas A&M	1965–68	44
Crowe	Paul	HB	St. Mary's	1948	92
Crowell	Otis	T	Hardin–Simmons	1947	45
Cullity	Dave	T	Utah	1989	68
Culliver	Chris	CB	South Carolina	2011–14	29
Cundiff	Billy	K	Drake	2012	6
Cunningham	Doug	RB	Mississippi	1967–73	42
Cunningham	Jermaine	LB	Florida	2013	50
Curtis	Kevin	S	Texas Tech	2002	30

D

Daft	Kevin	QB	UC Davis	2001	17
Dahl	Craig	S	North Dakota State	2013–14	43
Dahl	Harvey	T	Nevada	2005–06	76
Dahms	Tom	T	San Diego State	1957	70
Dalman	Chris	C/G	Stanford	1993–00	50, 67
Daniels	B.J.	QB	South Florida	2013	5
Daniels	Clem	RB	Prairie View	1968	33, 34
Daugherty	Bob	HB	Tulsa	1966–67	29
Davis	Anthony	T	Rutgers	2010–14, 2016	76
Davis	Chris	CB	Auburn	2015–16	43
Davis	Eric	DB	Jacksonville State	1990–95	25
Davis	Jerome	T/DE	Minnesota	2002–04	75, 76, 92
Davis	Johnny	FB	Alabama	1981	38
Davis	Kyle	C	Oklahoma	1978	64
Davis	Leonard	G	Texas	2012	68
Davis	Mike	RB	South Carolina	2015–16	22
Davis	Nate	QB	Ball State	2009	7
Davis	Sammy	CB	Texas A&M	2006	31
Davis	Tommy	K	LSU	1959–69	36
Davis	Vernon	TE	Maryland	2006–15	85
Dawson	Phil	K	Texas	2013–16	9
Day	Sheldon	DL	Notre Dame	2017–*	96
Dayes	Matthew	RB	North Carolina State	2018	43
Dean	Floyd	LB	Florida	1963–64	50, 57, 82
Dean	Fred	DE	Louisiana Tech	1981–85	74
Dean	Kevin	LB	Texas Christian	1987	57
DeBerg	Steve	QB	San Jose State	1977–80	17
Debniak	Alex	FB	Stanford	2013	44
Deese	Derrick	G/T	USC	1992–03	63
Delaire	Ryan	DL	Towson	2018	92
DeLong	Keith	LB	Tennessee	1989–93	59
Dent	Richard	DE	Tennessee State	1994	95
Dercher	Dan	T	Kansas	1999–00	79
DeSimone	Rick	TE	Cal State Northridge	1978	87
Detmer	Ty	QB	BYU	1998	11
Devey	Jordan	OL	Memphis	2015	65
Dial	Quinton	DT	Alabama	2013–16	71
Dilfer	Trent	QB	Fresno State	2006–07	12
Dixon	Al	TE	Iowa State	1984	84
Dixon	Anthony	RB	Mississippi State	2010–13	24

Last	First	Position	College	Years	Jersey #
Dobbs	Demarcus	TE/DT	Georgia	2011–14	96, 83
Dodge	Dedrick	S	Florida State	1994–96	33
Doleman	Chris	DE	Pittsburgh	1996–98	56
Doman	Brandon	QB	BYU	2002, 04	11
Domres	Marty	QB	Columbia	1976	14, 16
Donahue	Mitch	LB	Wyoming	1991–92	54
Donnelly	George	DB	Illinois	1965–67	20
Donohue	Leon	T	San Jose State	1962–64	72
Dorsey	Glenn	DL	LSU	2013–16	90
Dorsey	Ken	QB	Miami (Fla.)	2003–05	7
Douglas	Marques	DE	Howard	2005–07	94
Douzable	Leger	DL	UCLA	2017	92
Dove	Eddie	DB	Colorado	1959–63	44
Dow	Harley	G	San Jose State	1950	40
Dowdle	Mike	LB	Texas	1963–66	53
Downing	Walt	C/G	Michigan	1978–83	62
Downs	Bob	G	USC	1951	32
Draft	Chris	LB	Stanford	1999	57
Drake	Joe	NT	Arizona	1987	61
Drakeford	Tyronne	DB	Virginia Tech	1994–97, 2001	22, 33
Draughn	Shaun	RB	North Carolina	2015–16	24
Dray	Jim	TE	Stanford	2016	49
Dressel	Chris	TE	Stanford	1987, 92	47, 88
Druckenmiller	Jim	QB	Virginia Tech	1997–98	14
DuBose	Doug	RB	Nebraska	1987–88	25
Duckett	Damane	DT, T	East Carolina	2006–08	63, 95
Dugan	Fred	E	Dayton	1958–59	87
Dumervil	Elvis	LB	Louisville	2017	58
Duncan	Maury	QB	San Francisco State	1954–55	12
Dungy	Tony	DB	Minnesota	1979	27
Dupree	Terrence	TE	Duke	2000	84
Durdan	Don	HB	Oregon State	1946–47	93
Durham	Darius	WR	San Diego State	1983	84
Durette	Michael	G	West Virginia	1986–87	64
Dwelle	Ross	TE	San Diego	2018–*	82

E

Easley	Walt	FB	West Virginia	1981–82	31
Easton	Nick	C	Harvard	2015	69
Edwards	Braylon	WR	Michigan	2011	17
Edwards	Earl	DT	Wichita State	1969–72	74
Edwards	Marc	RB	Notre Dame	1997–98	44
Elam	Cleveland	DE	Tennessee State	1975–78	72
Elam	Shane	LB	Mississippi	2001	59
Elia	Bruce	LB	Ohio State	1976–78	51, 55
Ellington	Bruce	WR	South Carolina	2014–16	10
Elliott	Charles	T	Oregon	1948	46
Elliott	Lenvil	RB	N.E. Missouri State	1979–81	35
Ellison	Atiyah	DE/DT	Missouri	2007	78
Ellison	Riki	LB	USC	1983–89	50, 69
Elston	Art	C	South Carolina	1946–48	21, 36
Emanuel	Ben	S	UCLA	2005	38
Enderle	Dick	G	Minnesota	1976	63
Endriss	Al	E	San Francisco State	1952	85
Engelberger	John	DE	Virginia Tech	2000–04	95
Ervin	Ricky	RB	USC	1995	32
Eshmont	Len	HB	Fordham	1946–49	81
Estes	Patrick	T	Virginia	2005–07	78, 88
Etcheverry	Sam	QB	Denver	1963	14
Etienne	LeRoy	LB	Nebraska	1990	50
Evans	Demetric	DT	Georgia	2009–10	93
Evans	Ray	G	Texas Western	1949–50	38, 46
Evansen	Paul	G	Oregon State	1948	36
Exum Jr.	Antone	DB	Virginia Tech	2017–19	38, 40

F

Fagan	Kevin	DE	Miami (Fla.)	1987–93	75
Fahnhorst	Jim	LB	Minnesota	1984–90	55
Fahnhorst	Keith	T	Minnesota	1974–87	71, 89
Fann	Chad	TE	Florida A&M	1997–99	86
Farrell	Dillon	G/C	New Mexico	2014	56



Last	First	Position	College	Years	Jersey #
Faryniarz	Brett	LB	San Diego State	1993	57
Faylor	John	S	Santa Clara	1987	19, 47
Feher	Nick	G	Georgia	1951–54	37, 67
Ferrari	Ron	LB	Illinois	1982–86	54
Ferrell	Bob	RB	UCLA	1976–80	38
Fields	Ronald	DT	Mississippi State	2005–08	93, 95
Fiore	Dave	T	Hofstra	1996, 98–02	72, 74
Fisk	Bill	E	USC	1946–47	56
Flagler	Terrence	RB	Clemson	1987–89	32
Flanigan	Jim	DT	Notre Dame	2002	75
Fleck	P.J.	WR	Northern Illinois	2004–05	10
Fleming	Darius	LB	Notre Dame	2012–13	58
Flores	Mike	DE	Louisville	1995	92
Floyd	William	FB	Florida State	1994–97	40
Flynn	JP	OL	Montana State	2018	60
Fonoti	Fouimalo	G	Michigan State	2014	62
Ford	Dee	DL	Auburn	2019–*	55
Foreman	Jay	LB	Nebraska	2006	51
Forrest	Ed	C	Santa Clara	1946–47	24, 34
Foster	DeShaun	RB	UCLA	2008	29
Foster	Reuben	LB	Alabama	2017–18	56
Foster	Roy	G	USC	1991–93	67
Fountaine	Jamal	DE	Washington	1995	52, 56
Franceschi	Pete	HB	San Francisco	1946	82
Francis	Phil	RB	Stanford	1979–80	48
Francis	Russ	TE	Oregon	1982–87	81
Frank	John	TE	Ohio State	1984–88	86
Franklin	Aubrayo	DT	Tennessee	2007–10	92
Franz	Tracy	G	San Jose State	1987	63
Freitas	Jesse	QB	Santa Clara	1946	62
Fuller	Cameron	CB	New Mexico State	2014	40
Fuller	Jeff	S/LB	Texas A&M	1984–89	49
Fuller	John	DB	Lamar Tech	1968–72	23, 30
Fusco	Brandon	OL	Slippery Rock	2017	63

G

Gabbert	Blaine	QB	Missouri	2014–16	2
Gagliano	Bob	QB	Utah State	1986–87	11
Gaiters	Bob	HB	New Mexico State	1962–63	35
Galiffa	Arnie	QB	Army	1954	16
Galigher	Ed	DT	UCLA	1977–79	75
Garcia	Jeff	QB	San Jose State	1999–03	5
Garçon	Pierre	WR	Mount Union	2017–18	15
Gardner	Andrew	OL	Georgia Tech	2016	62
Garland	Ben	OL	Air Force	2019–*	63
Garlin	Don	HB	USC	1949–50	88
Garner	Charlie	RB	Tennessee	1999–00	25
Garnett	Joshua	G	Stanford	2016–18	65
Garnett	Scott	NT	Washington	1985	92
Garoppolo	Jimmy	QB	Eastern Illinois	2017–*	10
Garrett	Len	TE	New Mexico Highlands	1975	82
Garvin	Terence	LB	West Virginia	2018	57
Gash	Thane	S	East Tennessee State	1992	31
Gaskins	Kendall	RB	Richmond	2015	30
Gavric	Momcilo	K	Belgrade	1969	17
Gehrke	Fred	HB	Utah	1950	81
Gervais	Rick	S	Stanford	1981–83	24
Gibson	Thaddeus	LB	Ohio State	2010	59
Gilbert	Jimmie	LB	Colorado	2017	47
Gilbert	Lewis	TE	Florida	1980	82
Gilliam	Garry	OL	Penn State	2017–18	76
Gillmore	Bryan	WR	Midwestern State	2006–07	81, 84
Ginn Jr.	Ted	WR	Ohio State	2010–12	19
Givens	Kevin	DL	Penn State	2019–*	90
Givens	Reggie	LB	Penn State	1998–99	59
Gladney	Tony	WR	UNLV	1987	17, 86
Glover	Clyde	DE	Fresno State	1987	93
Goad	Paul	FB	Abilene Christian	1956	36
Gogan	Kevin	G	Washington	1997–98	66
Goldson	Dashon	S	Washington	2007–12	38
Gonsoulin	Austin	DB	Baylor	1967	35

Last	First	Position	College	Years	Jersey #
Gonzaga	John	T	Mt. Diablo High (Calif.)	1956–59	76
Gooden	Tavares	LB	Miami	2011–12	56
Goodspeed	Dan	T/G	Kent State	2001	72
Goodwin	Jonathan	C	Michigan	2011–13	59
Goodwin	Marquise	WR	Texas	2017–*	11
Gordon	Steve	C	California	1998	59, 64
Gore	Frank	RB	Miami (Fla.)	2005–14	21
Goss	Antonio	LB	North Carolina	1989, 91–95	98
Gossett	Bruce	K	Richmond	1970–74	30
Gould	Robbie	K	Penn State	2017–*	9
Gragg	Scott	T	Montana	2000–04	78
Grant	Alan	CB	Stanford	1992	24, 26
Grant	Larry	LB	Ohio State	2011–12	54
Gray	Tim	DB	Texas A&M	1979	30
Grbac	Elvis	QB	Michigan	1993–96	18
Green	Jacob	DE	Texas A&M	1992	76
Green	Roderick	DE/LB	Central Missouri St.	2006–08	54
Greene	Kevin	LB	Auburn	1997	91
Greenlaw	Dre	LB	Arkansas	2019–*	57
Greenlee	Fritz	LB	Arizona	1969	59
Greer	Terry	WR	Alabama State	1987–89	29, 82, 83
Gregory	Garland	G	Louisiana Tech	1946–47	32
Grgich	Visco	G	Santa Clara	1946–52	34, 38, 47, 64
Griffin	Don	CB	Middle Tennessee St.	1986–93	29
Gutierrez	Brock	C	Central Michigan	2003–04	52

H

Hadley	Ron	LB	Washington	1987–88	54
Haggans	Clark	LB	Colorado State	2012	51
Haley	Charles	LB	James Madison	1986–91, 98–99	94, 95
Hall	Chad	WR	Air Force	2012	14
Hall	Dana	S	Washington	1992–94	28
Hall	Darryl	S	Washington	1995	43
Hall	Forrest	HB	San Francisco	1948	88
Hall	Leon	CB	Michigan	2017	20
Hall	Parker	HB	Mississippi	1946	64, 84
Hall	Rhett	DT	California	1994	91
Hall	Travis	DE	BYU	2005	92
Hall	Windlan	DB	S. Arizona State	1972–75	43
Hamm	Je'ron	TE	Louisiana–Monroe	2015–16	85
Hampton	Jewel	RB	Southern Illinois	2012	33
Hamilton	Derrick	WR	Clemson	2004–05	88
Handley	Dick	C	Fresno State	1947	26
Hanks	Merton	CB	Iowa	1991–98	36
Hannon	Chris	WR	Tennessee	2008	15
Hanshaw	Tim	G	BYU	1995–98	77
Hanson	Joselio	DB	Texas Tech	2004–05	27
Hantla	Bob	G	Kansas	1954–55	69
Haralson	Parys	LB	Tennessee	2006–12	98
Hardman	Cedrick	DE	North Texas State	1970–79	86
Hardy	Adrian	CB	Northwestern State	1993–94	45
Hardy	Andre	FB	St. Mary's	1987	47
Hardy	Carroll	HB	Colorado	1955	27
Hardy	Edgar	G	Jackson State	1973	63
Hardy	Kevin	DT	Notre Dame	1968	68, 86
Harkey	Lem	HB	Emporia State	1955	32
Harmon	Derrick	RB/KR	Cornell	1984–86	24
Harold	Eli	LB	Virginia	2015–17	57, 58
Harper	Chris	WR	California	2016	14
Harper	Chris	WR	Kansas State	2013	13
Harper	Willie	LB	Nebraska	1973–83	59
Harris	DuJuan	RB	Troy	2015–16	32
Harris	Joe	LB	Georgia Tech	1978	50
Harris	Kwame	T	Stanford	2003–07	77
Harris	Mark	WR	Stanford	1996–99	19, 88
Harris	Marcell	S	Florida	2018–*	36
Harris	Marques	LB	Southern Utah	2009	54
Harris	Tim	LB	Memphis State	1991–92, 94–95	92, 99
Harris Jr.	Tim	CB	Virginia	2019–*	35
Harris	Tony	WR	Toledo	1971	20
Harris	Walt	CB	Mississippi State	2006–09	27



Last	First	Position	College	Years	Jersey #
Harrison	Bob	LB	Oklahoma	1959–61, 65–67	54
Harrison	Dennis	DE	Vanderbilt	1986	96
Harrison	Kenny	WR	SMU	1976–78	83
Harrison	Martin	LB	Washington	1990–93	56, 57
Hart	Jeff	T	Oregon State	1975	68
Hart	Taylor	DT	Oregon	2016	96
Hart	Tommy	DE	Morris Brown	1968–77	53
Harty	John	DT	Iowa	1981–83, 85–86	75
Hastings	Joe	WR	Washburn	2011	13
Hauck	Tim	S	Montana	2002	45
Hawthorne	Duane	CB	Northern Illinois	2002	43
Hayes	Bob	WR	Florida A&M	1975	22
Hayne	Jarryd	RB	No College	2015	38
Hays	Harold	LB	Southern Mississippi	1968–69	54
Hazeltine	Matt	LB	California	1955–68	55
Heard	Ronnie	S	Mississippi	2000–04	38
Hearst	Garrison	RB	Georgia	1997–03	20
Heitmann	Eric	C/G	Stanford	2002–10	66
Heller	Ron	TE	Oregon State	1987–88	89
Helm	Daniel	TE	Duke	2019–*	43
Helton	Barry	P	Colorado	1988–90	9
Henderson	Keith	FB	Georgia	1989–92	30
Henderson	Thomas	LB	Langston	1980	50
Hendrickson	Steve	LB	California	1989	56
Henke	Ed	E	USC	1951–52, 56–60	47, 75, 89
Henley	Thomas	WR	Stanford	1987	84
Herschman	Bill	T	Texas Tech	1956–59	72
Hetherington	Chris	FB	Yale	2005–06	41, 44
Hettema	Dave	T	New Mexico	1967	62, 65
Hicks	Dwight	S	Michigan	1979–85	22
Hicks	Maurice	RB	North Carolina A&T	2004–07	43
Hikutini	Cole	TE	Louisville	2017	83
HillJason	WR	Washington State		2007–10	89
Hill	John	C	Lehigh	1985	52
Hill	Shaun	QB	Maryland	2006–09	13
Hilton	Scott	LB	Salem College	1979–80	55
Hindman	Stan	DE	Mississippi	1966–71, 73–74	74, 80
Hoage	Terry	S	Georgia	1993	41
Hobbs	Dick	G	Georgia	1949–50	37
Hobgood–Chittick	Nate	DT	North Carolina	2000	76
Hodges	Gerald	LB	Penn State	2015–16	51
Hofer	Paul	RB	Mississippi	1976–81	36, 41
Hoffman	Gary	T	Santa Clara	1987	78
Hogan	Mike	FB	Tenn.–Chattanooga	1979	45
Hogland	Doug	G	Oregon State	1953–55	64
Holba	Colin	LS	Louisville	2018–19	40
Holcomb	Curtis	CB	Florida A&M	2011	41
Holladay	Bob	HB	Tulsa	1956–57	27, 40
Hollas	Hugo	DB	Rice	1974	47
Holliday	Trindon	WR	LSU	2014	19
Holloway	Menson	DE	UTEP	2001	71, 99
Holman	Rashad	CB	Louisville	2001–03	26
Holmes	Mike	DB	Texas Southern	1974–75	20
Holmoe	Tom	S	Brigham Young	1983–89	28, 46
Holt	Pierce	DE	Angelo State	1988–92	78, 98
Holzer	Tom	DE	Louisville	1967	87
Hopson	Tyrone	G	Eastern Kentucky	1999–00	66
Horn	Bob	LB	Oregon State	1982–83	55
Horne	Dick	E	Oregon	1947	51
Hoskins	Bob	DT	Wichita State	1970–75	56
Howard	Eddie	P	Idaho	1998	2
Howell	Clarence	E	Texas A&M	1948	56
Hoyer	Brian	QB	Michigan State	2017	2
Hudson	Marcus	S	North Carolina St.	2006–09	23
Huff	Gary	QB	Florida State	1980	19
Huff	Marty	LB	Michigan	1972	54
Hughes	Ernie	G	Notre Dame	1978, '80	65, 66
Hull	Tom	LB	Penn State	1974	54
Hunt	Charlie	LB	Florida State	1973	61
Hunter	Kendall	RB	Oklahoma State	2011–15	32
Hurd	Jalen	WR	Baylor	2019–*	14, 17
Hyde	Carlos	RB	Ohio State	2014–17	28

Last	First	Position	College	Years	Jersey #
I					
Ifeanyi	Israel	DE/LB	USC	1996	59, 95
Igwebuike	Godwin	DB	Northwestern	2018	35
Isenbarger	John	RB	Indiana	1970–73	17
Isom	Jasen	FB	Western Illinois	2003–04	41
Israel	Steve	CB	Pittsburgh	1995–96	31
Iupati	Mike	G	Idaho	2010–14	77
Iworah	Prince Charles	CB	Western Kentucky	2016–17	30
J					
Jackson	Asa	CB	Cal Poly	2017	30
Jackson	Darrell	WR	Florida	2007	82
Jackson	Jim	HB	Western Illinois	1966–67	38
Jackson	Johnnie	S	Houston	1989–92	40
Jackson	Randy	RB	Wichita State	1973	33
Jackson	Rickey	DE/LB	Pittsburgh	1994–95	57
Jackson	Terry	RB	Florida	1999–05	22
Jackson	Wilbur	RB	Alabama	1974–79	40
Jacobs	Brandon	RB	Southern Illinois	2012	45
Jacobs	Chuck	WR	Utah State	2014	17
Jacobs	Taylor	WR	Florida	2006–07	88
James	Chancellor	S	Boise State	2017	43
James	LaMichael	RB	Oregon	2012–14	23
James Jr.	Richie	WR	Middle Tennessee State	2018–*	13
James	William	CB	Western Illinois	2010	31
Jean Francois	Ricky	DT	LSU	2009–12	95
Jenkins	A.J.	WR	Illinois	2012	17
Jennings	Brian	TE/LS	Arizona State	2000–12	86
Jennings	Jonas	T	Georgia	2005–08	75
Jennings	Rick	WR	Maryland	1977	33
Jerod–Eddie	Tony	DT	Texas A&M	2012–16	63
Jerome	Lorenzo	DB	Saint Francis (PA)	2017	26
Jervy	Travis	RB	Citadel	1999–00	32
Jessup	Bill	E	USC	1951–52, 54–58	55, 85
Joelson	Greg	DE	Arizona State	1991	93
Johnson III	BJ	WR	Georgia Southern	2017	83
Johnson	Bill	C	Tyler J.C.	1948–56	23, 53
Johnson	Bryant	WR	Penn State	2008	82
Johnson	Cam	LB	Virginia	2012	50
Johnson	Charles	DB	Grambling	1979–80	44
Johnson	Charlie	DT	Louisville	1966–67	72
Johnson	Dennis	DE	Kentucky	2004	71
Johnson	Derrick	CB	Washington	2005	23
Johnson	Dontae	CB	North Carolina State	2014–17, 19	35, 36, 38, 48
Johnson	Eric	TE	Yale	2001–06	82
Johnson	Eric	S	Washington State	1979	24
Johnson	Garrett	DT	Illinois	2002	90
Johnson	Gary	DT	Grambling	1984–85	97
Johnson	James	LB	San Diego State	1987	56
Johnson	John	LB	Clemson	1991–93	55
Johnson	John Henry	HB	Arizona State	1954–56	35
Johnson	Jimmy	CB	UCLA	1961–76	37
Johnson	Josh	QB	San Diego	2014	1
Johnson	Kermit	RB	UCLA	1975–76	47
Johnson	Leo	WR	Tennessee State	1969–70	81
Johnson	Rudy	HB	Nebraska	1964–65	32
Johnson	Sammy	RB	North Carolina	1974–76	48
Johnson	Stevie	WR	Kentucky	2014	13
Johnson	Walter	DE	Tuskegee	1967	58
Jones	Arrington	FB	Winston–Salem	1981	40
Jones	Brandon	WR	Oklahoma	2009	81
Jones	Brent	TE	Santa Clara	1987–97	84, 88
Jones	Chris	DT	Bowling Green	2016–17	93
Jones	Colin	S	TCU	2011	43
Jones	D.J.	DL	Mississippi	2017–*	93
Jones	Datone	DL	UCLA	2017	96
Jones	Don	DB	Arkansas State	2017	20, 36
Jones	Larry	WR	N.E. Missouri State	1978	21, 87
Jones	Terry	TE	Alabama	2005	49
Jordan	Darin	LB	Northeastern	1991–94	90
Jordan	James	WR	Louisiana Tech	2002–05	18, 46



Last	First	Position	College	Years	Jersey #
Jorden	Tim	TE	Indiana	1995	48
Joseph	Alex	LB	Temple	2010	58
Judie	Ed	LB	Northern Arizona	1982–83	50
Jury	Bob	S	Pittsburgh	1978	26
Juszczyk	Kyle	FB	Harvard	2017–*	44

K

Kaepernick	Colin	QB	Nevada	2011–16	7
Kammerer	Carlton	LB	Pacific	1961–62	66
Katnik	Norm	C	USC	2005	63
Keasey	Zak	FB	Princeton	2007–08	45
Keeble	Jerry	LB	Minnesota	1987	98
Keever	Carl	LB	Boise State	1987	41
Keith	John	S	Furman	2000–03	28
Kelcher	Louie	NT	SMU	1984	94
Kelly	Gorden	LB	Georgia	1960–61	83
Kelly	Todd	DE	Tennessee	1993–94	58
Kelm	Larry	LB	Texas A&M	1993	52
Kemp	Jeff	QB	Dartmouth	1986	9
Keneley	Matt	DT	USC	1999	75
Kennedy	Allan	T	Washington State	1981–84	66
Kennedy	Sam	LB	San Jose State	1988	57
Kenney	Charles	G	San Francisco	1947	38
Kerley	Jeremy	WR	Texas Christian	2016	17
Kilgore	Daniel	G	Appalachian State	2011–17	67
Kilgore	Jon	P	Auburn	1969	15
Killens	Terry	LB	Penn State	2001, 2002	52, 56
Killings	Cedric	DT	Carson Newman	2000	71
Kilmer	Billy	QB	UCLA	1961–62, 64–66	17
Kimbrough	Elbert	HB	Northwestern	1962–66	45
Kirby	Terry	RB	Virginia	1996–98	41
Kirk	Randy	LB	San Diego State	1996–99	57, 58
Kirschke	Travis	DT	UCLA	2003	90
Kirtman	David	FB	USC	2008	35
Kittle	George	TE	Iowa	2017–*	85
Knafelc	Gary	E	Colorado	1963	84
Knutson	Steve	G/T	USC	1978	60
Kolodziej	Ross	DT	Wisconsin	2002–03	92
Kopay	Dave	HB	Washington	1964–67	43
Korff	Mark	LB	Florida	1987	90
Kosier	Kyle	T	Arizona State	2002–04	69, 72
Kovach	Jim	LB	Kentucky	1985	57
Kraemer	Eldred	G	Pittsburgh	1955	65
Krahl	Jim	DT	Texas Tech	1980	90
Kramer	Kent	TE	Minnesota	1966	89
Kristick	Keaton	LB	Oregon State	2010	57
Krueger	Charles	DT	Texas A&M	1959–73	70
Krueger	Rolf	DE	Texas A&M	1972–74	78
Kugler	Pete	DT	Penn State	1981–83, 86–90	67, 77
Kuykendall	Fulton	LB	UCLA	1985	59
Kuzman	John	T	Fordham	1946	46
Kwalick	Ted	TE	Penn State	1969–74	82
Kyle	Jason	LB	Arizona State	2000	57
Kyles	Troy	WR	Howard	1992	85

L

LaBounty	Matt	DE	Oregon	1992–93	93
LaBoy	Travis	LB	Hawaii	2010	54
LaFleur	Bill	P	Nebraska	2002–03	4
Lakes	Roland	DT	Wichita State	1961–70	60
Land	Fred	T	LSU	1948	45
Land	Mel	DE	Michigan State	1980	60
Landry	Michael	DE	Southern	2003	93
Langham	Antonio	CB	Alabama	1998	43
LaRose	Dan	DE	Missouri	1965	87
Larson	Bill	TE	Colorado State	1975	85
Lash	Jim	WR	Northwestern	1976–77	87
Latimer	Al	CB	Clemson	1980	29
Lattimore	Marcus	RB	South Carolina	2013–14	38
Lauderdale	Andrew	OL	New Hampshire	2019–*	64
Laughlin	Bud	FB	Kansas	1955	36
Lawrence	Amos	RB	North Carolina	1981–82	20

Last	First	Position	College	Years	Jersey #
Lawson	Manny	LB	North Carolina St.	2006–10	99
Lawson	Steve	G	Kansas	1976	61, 65
LeCount	Terry	WR	Florida	1978	80
Ledford	Dwayne	T	East Carolina	1999, 2003–04	67, 76
Ledyard	Hal	QB	Tenn.–Chattanooga	1953	12
Lee	Amp	RB	Florida State	1992–93	22
Lee	Andy	P	Pittsburgh	2004–14	4
Lee	Dwight	RB	Michigan State	1968	49
Lee	Elijah	LB	Kansas State	2017–*	47
Lee	Kevin	WR	Alabama	1996	17
Lee	Mark	CB	Washington	1991	27
Legette	Tyrone	CB	Nebraska	1998	45
Legree	Lance	DT	Notre Dame	2006	92
Lelie	Ashley	WR	Hawaii	2007	18
Lemonier	Corey	LB	Auburn	2013–15	96
Leonard	Anthony	DB	Virginia Union	1976–78	42
Leonard	Jim	C	Santa Clara	1985	63
Leonhardt	Brian	TE	Bemidji State	2015	46
Leopold	Bobby	LB	Notre Dame	1980–83	45, 52
Leverette	Otis	DE	Ala.–Birmingham	2004	93
Levy	Chuck	RB	Arizona	1997–98	32
Lewis	Eddie	DB	Kansas	1976–79	22
Lewis	Gary	FB	Arizona State	1964–69	22
Lewis	Jonas	RB	San Diego State	2000–01	43
Lewis	Keith	S	Oregon	2004–08	28
Lewis	Kevin	DB	Northwestern Louisiana	1990–92	45
Lewis	Michael	SS	Colorado	2007–10	32
Lewis	Michael	WR	Grace King (La.) High	2007	84
Lewis	Ron	WR	Florida State	1990–92	83
Lewis	Thad	QB	Duke	2016	9
Lilly	Kevin	NT	Tulsa	1988–89	92
Lillywhite	Verl	HB	USC	1948–51	71, 81
Lincoln	Alex	LB	Auburn	2001–02	57
Lind	Mike	FB	Notre Dame	1963–64	38
Lindstrom	Chris	DT	Boston College	1983	78
Lisbon	Don	HB	Bowling Green	1963–64	42
Liter	Greg	DE	Iowa State	1987	77
Livingston	Howie	HB	Fullerton J.C.	1950	24, 94
Lloyd	Brandon	WR	Illinois	2003–05, 14	84, 85
Lockett	J.W.	RB	Central (Okla.) State	1961	35
Logan	Marc	RB	Kentucky	1992–94	43
Long	Tim	C	Memphis State	1987	68
Looney	Jim	LB	Purdue	1981	50
Looney	Joe	G	Wake Forest	2012–14	66, 78
Lopasky	Bill	G	West Virginia	1961	57
Lott	Ronnie	CB	USC	1981–90	42
Loville	Derek	RB	Oregon	1994–96	20
Loyd	Alex	E	Oklahoma State	1950	59
Luna	Bob	HB	Alabama	1955	49
Lyles	Lenny	HB	Louisville	1959–60	26
Lynch	Aaron	LB	South Florida	2014–17	59
Lynch	Ben	C	California	1999–02	60
Lynn	Anthony	RB	Texas Tech	1995–96	29

M

Mabin	Greg	DB	Iowa	2017–18	26, 30
MacAfee	Ken	TE	Notre Dame	1978–79	81
Macauley	John	OL	Stanford	1984	67
Mackey	Dee	TE	East Texas State	1960	87
Maderos	George	HB	Chico State	1955–56	40
Magac	Mike	G	Missouri	1960–64	62
Magnuson	Erik	OL	Michigan	2017–18	62
Maloney	Norm	E	Purdue	1948–49	59
Manley	Joe	LB	Mississippi State	1953	54
Mann	Charles	DE	Nevada	1994	71
Manningham	Mario	WR	Michigan	2012–13	82
Manuel	Sean	TE	New Mexico State	1996	86
Maragos	Chris	S	Wisconsin	2010	40
Marecic	Owen	FB	Stanford	2013	48
Margerum	Ken	WR	Stanford	1986–87	84
Marsh	Cassius	DL	UCLA	2017–18	54
Martin	Jonathan	T	Stanford	2014	71



Last	First	Position	College	Years	Jersey #
Martin	Marcus	C	USC	2014–16	66
Marquardt	Luke	T	Azusa Pacific	2013	61
Marshall	Rasheed	WR	Pittsburgh	2005	89
Martin	Bob	LB	Nebraska	1979	54
Martin	Derrick	LB	San Jose State	1987	31
Martin	Jamie	QB	Weber State	2008	10
Martin	Keshawn	WR	Michigan State	2016	19
Martin	Saladin	DB	San Diego State	1981	29
Masini	Leonard	FB	Fresno State	1947–48	74
Mason	Lindsey	T	Kansas	1982	78
Matheson	Riley	G–LB	Texas Western	1948	37
Mathews	Ned	HB	UCLA	1946–47	73, 83
Matthews	Al	S/CB	Texas A&I	1977	47
Matthews	Clay	E	Georgia Tech	1950, 53–55	46, 83
Matthews	Jordan	WR	Vanderbilt	2019–*	81
Matuszak	Marv	LB	Tulsa	1957–58	54
Maurer	Andy	G	Oregon	1976	61
Maxie	Brett	S	Texas Southern	1997	25
Maxwell	Jim	LB	Gardner–Webb	2005	57
Maxwell	Marcus	WR	Oregon	2005	19
Mays	Taylor	S	USC	2010	23
McAddley	Jason	WR	Alabama	2005	15
McAlister	Ken	LB/S	San Francisco	1983	48
McBath	Darcel	S	Texas Tech	2012	28
McCaffrey	Ed	WR	Stanford	1994	81
McCaffrey	Max	WR	Duke	2017	1, 13, 14
McCann	Jim	P	Arizona State	1971–72	15
McCoil	Dexter	DB	Tulsa	2017	27
McColl	Milt	LB	Stanford	1981–87	53
McCormick	Dave	T	LSU	1966	73
McCormick	Tom	HB	Pacific	1956	43
McCormick	Walt	C	USC	1948	38
McCoy	Colt	QB	Texas	2013	2
McCoy	LeRon	WR	Indiana (Pa.)	2007	19
McCoy	Mike	QB	Utah	1997	10
McCray	L.J.	S	Catawba	2014–15	31
McCray	Willie	DE	Troy State	1978	76
McCullough	George	CB	Baylor	2001	24
McDaniel	Tony	DL	Tennessee	2017	69
McDermott	Kevin	LS	UCLA	2013	47
McDonald	Ramos	CB	New Mexico	1999	35
McDonald	Ray	DT	Florida	2007–14	91
McDonald	Tim	S	USC	1993–99	46
McDonald	Vance	TE	Rice	2013–16	89
McElhenny	Hugh	HB	Washington	1952–60	39
McFadden	Leon	CB	San Diego State	2014	30
McFarland	Kay	HB	Colorado State	1962–66, '68	26
McGee	Willie	WR	Alcorn A&M	1976–77	81
McGill	Ralph	CB	Tulsa	1972–77	49
McGlinchey	Mike	T	Notre Dame	2018–*	69
McGrew	Reggie	DT	Florida	1999–01	92
McGruder	Michael	CB	Kent	1992–93	26
McHan	Lamar	QB	Arkansas	1963	15, 17
McIlhenny	Don	HB	SMU	1961	35
McIntyre	Guy	G	Georgia	1984–93	62
McIntyre	Jeff	LB	Arizona State	1979	52
McKenzie	Reggie	LB	Tennessee	1992	50
McKillop	Scott	LB	Pittsburgh	2009–10	56
McKinnon	Jerick	RB	Georgia Southern	2018–*	28
McKoy	Billy	LB	Purdue	1974	58
McKyer	Tim	CB	Texas–Arlington	1986–89	22
McLaughlin	Chase	K	Illinois	2019	5
McLemore	Dana	KR/CB	Hawaii	1982–87	43
McManis	Wynton	LB	Memphis	2016	48
McMillian	Mark	CB	Alabama	1999	29
McNeil	Clifton	E	Grambling	1968–69	85
McNichols	Jeremy	RB	Boise State	2017	33
McNown	Cade	QB	UCLA	2002	9
McQuarters	R.W.	CB	Oklahoma State	1998–99	21
Mellekas	John	C	Arizona	1962	75
Mellus	John	T	Villanova	1946	45
Melville	Dan	P	California	1979	11

Last	First	Position	College	Years	Jersey #
Mertens	Jerry	HB	Drake	1958–65	80
Messer	Dale	HB	Fresno State	1961–65	29
Meyers	Bob	HB	Stanford	1952	27
Michalik	Art	G	St. Ambrose	1953–54	62
Middlebrooks	Willie	CB	Minnesota	2005	25, 35
Mike	Bob	T	UCLA	1948–49	47
Mike–Mayer	Steve	K	Maryland	1975–76	10
Mikolas	Doug	NT	Portland State	1987–88	97
Milem	John	DE	Lenoir–Rhyne	2000–01	93, 99
Miles	Searcy	DB	San Jose State	1954–56	42
Millen	Alec	T	Georgia	1993 (P)	76
Millen	Matt	LB	Penn State	1989–90	54
Miller	Brit	FB	Illinois	2009	47
Miller	Bruce	FB	Central Florida	2011–15	49
Miller	Clark	DE	Utah State	1962–68	74
Miller	Hal	T	Georgia Tech	1953	77
Miller	Jim	P	Mississippi	1980–82	3
Miller	Johnny	G	Livingston	1977–78	66
Milstead	Rod	G	Delaware State	1994–97	69
Mira	George	QB	Miami (Fla.)	1964–68	10
Mirer	Rick	QB	Notre Dame	2000–01	3
Mitcham	Gene	HB	Arizona State	1958	26
Mitchell	Earl	NT	Arizona	2017–18, 19–*	90, 93
Mitchell	Kevin	LB	Syracuse	1994–97	55
Mitchell	Dale	LB	USC	1976	64
Mitchell	Tom	TE	Bucknell	1974–77	84
Mixon	Bill	HB	Georgia	1953–54	48
Moegle	Dick	HB	Rice	1955–59	47
Mojsiejenko	Ralf	P	Michigan State	1991	2
Momsen	Bob	G	Ohio State	1952	68
Monachino	Jim	HB	California	1951	49, 99
Monds	Wonder	DB	Nebraska	1978	25
Monroe	Carl	RB/KR	Utah	1983–87	32
Montana	Joe	QB	Notre Dame	1979–92	16
Montgomery	Blanchard	LB	UCLA	1983–84	38, 52, 60
Montgomery	Monty	CB	Houston	1999–00	24
Moody	Nick	LB	Florida State	2013–14	54
Moore	Brandon	LB	Oklahoma	2002–07	56
Moore	Damontre	DL	Texas A&M	2019–*	90
Moore	Dean	LB	Iowa	1978	53
Moore	Gene	RB	Occidental	1969	43
Moore	Jason	S	San Diego State	2000, '02	33, 35
Moore	Jay	LB	Nebraska	2007–08	58
Moore	Jeff	RB	Jackson State	1982–83	25
Moore	Manfred	RB	USC	1974–75	45
Moore	Tarvarius	DB	Southern Mississippi	2018–*	33
Moore	Marlon	WR	Fresno State	2013	19
Moran	Sean	DE	Colorado	2002–03	99
Morgan	Joe	T	Southern Mississippi	1949	48
Morgan	Joshua	WR	Virginia Tech	2008–11	84
Morgan	Melvin	DB	Mississippi Valley St.	1979–80	46
Moroski	Mike	QB	UC Davis	1986	15
Morrall	Earl	QB	Michigan State	1956	11
Morris	Alfred	RB	Florida Atlantic	2018	46
Morris	Darryl	CB	Texas State	2013	40
Morris	Dennit	LB	Oklahoma	1958	57
Morris	George	C	Georgia Tech	1956	52
Morrison	Dennis	QB	Kansas State	1974	10
Morton	Dave	LB	UCLA	1979	50
Morton	John	LB	TCU	1953	36
Morton	Johnnie	WR	USC	2005	84
Morze	Frank	C	Boston College	1957–61	53, 63
Moseley	Emmanuel	CB	Tennessee	2018–*	41
Moss	Randy	WR	Marshall	2012	84
Mostert	Raheem	RB	Purdue	2017–*	31
Moten	Gary	LB	SMU	1983	59, 63
Mudd	Howard	G	Hillsdale	1964–69	68
Mullens	Nick	QB	Southern Mississippi	2018–*	4
Murphy	Louis	WR	Florida	2017	18
Murphy	Rob	C/G	Ohio State	2003–05	68
Musgrave	Bill	QB	Oregon	1991–94	14
Myers	Chip	E	N.W. Oklahoma	1967	46



Last	First	Position	College	Years	Jersey #
N					
Navies	Hannibal	LB	Colorado	2006–07	55
Neal	Randy	LB	Virginia	1998	52
Nedney	Joe	K	San Jose State	2005–10	6
Nehemiah	Renaldo	WR	Maryland	1982–84	83
Nelson	Bob	LB	Nebraska	1979	66
Nelson	Kyle	TE/LS	New Mexico State	2014–*	86
Neville	Tom	G	Fresno State	1991	69
Newberry	Jeremy	C	California	1998–06	62
Newsom	Donavin	LB	Missouri	2017	48
Newsome	Craig	CB	Arizona State	1999	27
Nicholas	Calvin	WR	Grambling	1988	88
Nichols	Mark	LB	Colorado State	1978	58
Nicholson	Jim	T	Michigan State	1981	67
Nix	Jack	E	USC	1950	58
Nixon	Tory	CB	San Diego State	1985–88	20, 31
Nomellini	Leo	T	Minnesota	1950–63	42, 73
Norberg	Hank	E	Stanford	1946–47	55
Nordquist	Mark	G	Pacific	1976	68
Norris	Moran	FB	Kansas	2006–07, 09–11	40, 44
Norton	Jim	T	Washington	1965–66	75
Norton Jr.	Ken	LB	UCLA	1994–00	51
Norton	Ray	HB	San Jose State	1960–61	23
Nunley	Frank	LB	Michigan	1967–76	57
Nzeocha	Mark	LB	Wyoming	2017–*	46, 53

O					
O'Donahue	Pat	E	Wisconsin	1952	83
O'Neal	Brian	RB	Penn State	1995	26
O'Sullivan	J.T.	QB	UC Davis	2008	14
Oates	Bart	C	BYU	1994–95	66
Obradovich	Jim	TE	USC	1976–77	89
Odom	Ricky	DB	USC	1978	42
Okeafor	Chike	DE	Purdue	1999–02	91
Okoye	Lawrence	DE	No College	2013	98
Olerich	Dave	E	San Francisco	1967–68, 72–73	84
Oliver	Melvin	DE	LSU	2006–07	96
Olson	Drew	QB	UCLA	2007	7
Olssen	Lance	T	Purdue	1968–69	73
Onwualu	James	LB	Notre Dame	2018	57
Orosz	Tom	P	Ohio State	1983	3, 19
Osborne	Clancy	LB	Arizona State	1959–60	33
Osgood	Kassim	WR	San Diego State	2013–14	14
Osika	Craig	G/C	Indiana	2002	71
Ostrowski	Phil	G	Penn State	1998–00	69
Owen	Tom	QB	Wichita State	1974–75	14
Owens	James	WR	UCLA	1979–80	20, 89
Owens	R.C.	HB	College of Idaho	1957–61	27
Owens	Terrell	WR	Tenn.–Chattanooga	1996–03	81

P					
Pace	Jim	HB	Michigan	1958	43
Palatella	Lou	G	Pittsburgh	1955–58	68
Palmer	Jesse	QB	Florida	2005	2
Paris	Bubba	T	Michigan	1982–90	77
Parker	Anthony	CB	Weber State	1999–02	21, 86
Parker	Don	G	Virginia	1967	63
Parks	Dave	E	Texas Tech	1964–67	81
Parks	Limbo	G	Arkansas	1987	66, 72
Parrish	James	T	Temple	1993	77
Parrish	Tony	S	Washington	2002–06	33
Parsons	Earle	HB	USC	1946–47	84, 94
Pashos	Tony	T	Illinois	2009–*	77
Patera	Dennis	K	BYU	1968	14
Patrick	Chris	T	Nebraska	2009–10	61
Patterson	Reno	DE	Bethune–Cookman	1987	92
Patton	Quinton	WR	Louisiana Tech	2013–16	11
Patton	Ricky	RB	Jackson State	1980–82	32, 42
Paulsen	Logan	TE	UCLA	2017	82
Pavlich	Chuck	G	Muskegon High (MI)	1946	37
Paye	John	QB	Stanford	1988	15

Last	First	Position	College	Years	Jersey #
Pears	Erik	G/T	Colorado State	2015	71
Peelle	Justin	TE	Oregon	2011	81
Peets	Brian	TE	Pacific	1981	82
Penchion	Bob	T	Alcorn A&M	1974–75	66
Peoples	Woody	G	Grambling	1968–77	69
Perry	Joe	FB	Compton J.C.	1948–60, '63	34, 74
Perry	Scott	S	Williams	1980	32
Person	Mike	G	Montana State	2011, 2018–*	68, 78
Peters	Scott	C/G	Arizona State	2004	67
Peterson	Anthony	LB	Notre Dame	1994–95, 98–99	50, 53
Peterson	Julian	LB	Michigan State	2000–05	98
Peterson	Todd	K	Georgia	2003–04	2
Pettis	Dante	WR	Washington	2018–*	18
Phillips	Lawrence	RB	Nebraska	1999	33
Phillips	Mel	DB	North Carolina A&T	1966–77	32
Pickett	Cody	QB	Washington	2004–05	3
Pillers	Lawrence	DE	Alcorn A&M	1980–84	65
Pine	Ed	LB	Utah	1962–64	54
Pinion	Bradley	P	Clemson	2015–18	5
Pleasant	Anthony	DE	Tennessee State	2000	94
Plummer	Ahmed	CB	Ohio State	2000–05	29
Plummer	Bruce	CB	Mississippi State	1990	28
Plummer	Gary	LB	California	1994–97	50
Plunkett	Jim	QB	Stanford	1976–77	14, 16
Pochman	Owen	K	BYU	2003	11
Poindexter	Shawn	WR	Arizona	2019–*	1
Pollack	Frank	T/G	Northern Arizona	1990–91, 94–97	72, 75
Pollard	Darryl	CB	Weber State	1987–91	26, 36
Ponder	Christian	QB	Florida State	2016	15
Poole	Bob	E	Clemson	1964–65	82
Pope	Marquez	CB	Fresno State	1995–98	23
Popson	Ted	TE	Portland State	1994–96	85
Posey	Jeff	DE	Southern Mississippi	1998–00	96
Powell	Charley	E	San Diego High (Calif.)	1952–53, 55–57	87
Powell	Tyvis	DB	Ohio State	2017–18	30, 45
Powers	Jim	HB	USC	1950–53	15, 62
Preston	Roell	KR	Mississippi	1999	15
Price	Daryl	DE	Colorado	1996–97	71, 91, 96
Prioleau	Pierson	DB	Virginia Tech	1999–00	23
Prokop	Joe	P	Cal Poly–Pomona	1991	4
Puddy	Harold	T	Oregon	1948	46
Puki	Craig	LB	Tennessee	1980–81	54
Purcell	Mike	NT	Wyoming	2014–16	64
Putzier	Rollin	NT	Oregon	1989	64, 76

Q					
Quillan	Fred	C	Oregon	1978–87	56
Quilter	Chuck	T	Tyler J.C.	1949	45

R					
Rachal	Chilo	G	USC	2008–11	62
Raines	Mike	DT	Alabama	1974	63
Ramson	Eason	TE	Washington State	1979–83	80
Randle	Sonny	E	Virginia	1967	83
Randolph	Alvin	DB	Iowa	1966–70, '74	27
Rasheed	Saleem	LB	Alabama	2002–05	51
Rasley	Rocky	G	Oregon State	1976	63
Rathman	Tom	FB	Nebraska	1986–93	44
Rattay	Tim	QB	Louisiana Tech	2000–05	13
Ray	Ricky	QB	Sacramento State	2001	18
Reach	Kevin	G	Utah	1987	65
Reaser	Keith	CB	Florida Atlantic	2015–17	27
Redmond	Will	CB	Mississippi State	2016–17	23
Reed Jr.	D.J.	DB	Kansas State	2018–*	32
Reed	Jeff	K	North Carolina	2010	3
Reed	Joe	QB	Mississippi State	1972–74	13, 19
Reed	Rayshun	CB	Troy State	2004–05	31
Reese	Albert	DT	Grambling	1997–98	71
Reese	Archie	DE	Clemson	1978–81	78
Reid	Bill	C	Stanford	1975	54
Reid	Eric	S	LSU	2013–17	35



Last	First	Position	College	Years	Jersey #
Remington	Bill	C	Washington State	1946	23
Renfro	Dick	FB	Washington State	1946	73
Reynolds	Jack	LB	Tennessee	1981–84	64
Rhodes	Bruce	DB	San Francisco State	1976	23
Rhodes	Ray	CB	Tulsa	1980	26
Rice	Jerry	WR	Mississippi Valley St.	1985–00	80
Richard	Kris	S	USC	2005	35
Richardson	Mike	CB	Arizona State	1989	27
Richburg	Weston	C/G	Colorado State	2018–*	58
Richey	Wade	K	LSU	1998–00	7
Richie	David	DT	Washington	1998–99	93, 94
Riddle	Elston	DE	Nevada	1987	96
Ridlon	Jim	HB	Syracuse	1957–62	42
Riley	Preston	WR	Memphis State	1970–72	85
Ring	Bill	RB	BYU	1981–86	30
Rivera	Steve	WR	California	1976–77	80
Roberson	Vern	DB	Grambling	1978	49
Roberts	C.R.	FB	USC	1959–62	28, 32
Roberts	Larry	DE	Alabama	1986–93	91
Robertson	Jamal	RB	Ohio Northern	2002–04	25
Robinson	Aldrick	WR	Southern Methodist	2017	19
Robinson	Jimmy	WR	Georgia Tech	1980	85
Robinson	Michael	RB	Penn State	2006–09	24
Robinson	Rashard	CB	LSU	2016–17	33
Robinson	Trenton	S	Michigan State	2012	30
Robinson	Tyree	S	Oregon	2018	49
Robnett	Ed	HB	Texas Tech	1947	71
Roby	Reggie	P	Iowa	1998	4
Rock	Walter	T	Maryland	1963–67	67
Rodgers	Del	RB	Utah	1987–88	25, 35, 46
Rogers	Carlos	CB	Auburn	2011–13	22
Rogers	Doug	DE	Stanford	1986	65
Rogers	Eric	WR	California Lutheran	2016	3
Rohde	Len	T	Utah State	1960–74	76
Roman	Mark	S	LSU	2006–*	26
Romanowski	Bill	LB	Boston College	1988–93	53
Roskie	Ken	FB	South Carolina	1946	74
Rossum	Allen	KR/PR	Notre Dame	2008–09	20
Rubke	Karl	C	USC	1957–60, 62–63, '65	52
Rubio	Angel	DT	Southeast Missouri St.	1998	91
Rucka	Leo	C	Rice	1956	50
Rudolph	Joe	G	Wisconsin	1997	60
Ruhman	Chris	T	Texas A&M	1998	71
Rumph	Mike	CB	Miami (Fla.)	2002–05	24
Runager	Max	P	South Carolina	1984–88	4
Ruskusky	Roy	E	St. Mary's	1946	52
Russell	Damien	S	Virginia Tech	1993	38
Ryan	Sean	TE	Boston College	2008	81

S

Sabuco	Tino	C	San Francisco	1949	24
Sagely	Floyd	E	Arkansas	1954–56	89
Salata	Paul	E	USC	1949–50	55
Salmon	Mike	DB	USC	1996	30
Samuel	Deebo	WR	South Carolina	2019–*	19
Sanborn	Garrison	LS	Florida State	2019	89
Sanders	Deion	DB	Florida State	1994	21
Sanders	Emmanuel	WR	Southern Methodist	2019–*	17
Sandifer	Bill	DT	UCLA	1974–76	60
Sandifer	Dan	HB	LSU	1950	81
Santos	Todd	QB	San Diego State	1988	7
Sapolu	Jesse	C/G	Hawaii	1983–97	61
Sardisco	Tony	G	Tulane	1956	65
Satterfield	Alf	T	Vanderbilt	1947	48
Saunders	John	DB	Toledo	1974–75	33
Savage	Tom	QB	Pittsburgh	2018	14
Sayler	Jace	DE	Michigan State	2003	77
Schabarum	Pete	HB	California	1951, 53–54	44, 88
Schiechl	John	C	Santa Clara	1947	24
Schlecht	John	DT	Minnesota	2001–02	93
Schmidt	Henry	T	USC–Trinity (Tex.)	1959–60	74

Last	First	Position	College	Years	Jersey #
Schmitt	Ricky	K	Shepherd	2009	2
Schreiber	Larry	RB	Tennessee Tech	1971–75	35
Schulters	Lance	S	Hofstra	1998–01	30
Schwantz	Jim	LB	Purdue	1997	52
Scoggins	Eric	LB	USC	1982	63
Scotti	Ben	HB	Maryland	1964	28, 48
Scrafford	Kirk	OL	Montana	1995–98	76
Seabron	Thomas	LB	Michigan	1979–80	53
Seal	Paul	TE	Michigan	1977–79	85
Seigler	Richard	LB	Oregon State	2004–05	54
Serwanga	Wasswa	CB	UCLA	1999	43
Setzer	Bobby	DE	Boise State	2001–02	90
Seymour	Ryan	G	Vanderbilt	2013	62
Sharkey	Ed	G	Duke/Nevada	1955–56	63
Shaw	Charles	G	Oklahoma State	1950	31
Shaw	Josh	DT	Michigan State	2002	93
Shell	Todd	LB	BYU	1984–87	90
Shelley	Jo Nathan	CB	Mississippi	1987	30
Shepherd	JaCorey	CB	Kansas	2016	38
Sheriff	Stan	LB	Cal Poly–SLO	1956–57	50
Sherman	Richard	CB	Stanford	2018–*	25
Sherrard	Mike	WR	UCLA	1989–92	88
Shields	Billy	T	Georgia Tech	1984	67
Shoener	Hal	E	Iowa	1948–50	52
Shumann	Mike	WR	Florida State	1978–79, '81	84
Shumon	Ron	LB	Wichita State	1979	50
Sieminski	Charlie	T	Penn State	1963–65	65
Siglar	Ricky	G/T	San Jose State	1990	63
Silas	Sam	DE	Southern Illinois	1969–70	78
Silberman	Ian	OL	Boston College	2015	62
Simonton	Ken	RB	Oklahoma State	2004	30
Simpson	Jerome	WR	Coastal Carolina	2015	14
Simpson	Mike	DB	Houston	1970–73	38
Simpson	O.J.	RB	USC	1978–79	32
Sims	Barry	T	Utah	2008–10	65
Singleton	Nate	WR	Grambling	1993–96	88
Singleton	Ron	T	Grambling	1977–80	67
Sitko	Emil	HB	Notre Dame	1950	82
Skaugstad	Daryle	DT	California	1983	78
Skelton	John	QB	Fordham	2013	18
Skov	Shayne	LB	Stanford	2015–16	56
Skule	Justin	OL	Vanderbilt	2019–*	67
Skuta	Dan	LB	Grand Valley State	2013–14	51
Slaughter	T.J.	LB	Southern Mississippi	2006	52
Smelter	DeAndre	WR	Georgia Tech	2016	18
Smerlas	Fred	NT	Boston College	1990	76
Smiley	Justin	G	Alabama	2004–07	65
Smith	Aldon	LB	Missouri	2011–14	99
Smith	Alex	QB	Utah	2005–12	11
Smith	Alfonso	RB	Kentucky	2014	38
Smith	Artie	DL	Louisiana Tech	1993–94	95
Smith	Charles	E	Abilene Christian	1956	80
Smith	Corey	DE	North Carolina State	2004–05	58, 71
Smith	Derek	LB	Arizona State	2001–07	50
Smith	Ernie	HB	Compton J.C.	1955–56	42
Smith	Frankie	CB	Baylor	1996–97	27, 29
Smith	George	C	California	1947	23, 25
Smith	Irv	TE	Notre Dame	1998	82
Smith	J.D.	HB	North Carolina A&T	1956–64	24
Smith	Jerry	G	Wisconsin	1952–53	69
Smith	Justin	DT	Missouri	2008–14	94
Smith	Kaden	TE	Stanford	2019	89
Smith	Keith	CB	McNeese State	2009	20
Smith	Malcolm	LB	USC	2017–18	51
Smith	Noland	RB	Tennessee State	1969	1
Smith	Paul	RB	UTEP	2000–02	27
Smith	Reggie	CB	Oklahoma	2008–11	30
Smith	Steve	E	Michigan	1966–67	86
Smith	Torrey	WR	Maryland	2015–16	82
Smith	Trent	TE	Oklahoma	2005	48
Smith	Troy	QB	Ohio State	2010	1
Snead	Norman	QB	Wake Forest	1974–75	16



Last	First	Position	College	Years	Jersey #
Sniadecki	Jim	LB	Indiana	1969–73	58
Snyder	Adam	T/G	Oregon	2005–11, '13	68
Solomon	Freddie	WR	Tampa	1978–85	88
Soltau	Gordy	E	Minnesota	1950–58	51, 82
Sopoaga	Isaac	NT	Hawaii	2004–12	90
Sparks	Dave	G	South Carolina	1951	39, 68
Spence	Julian	HB	Sam Houston	1957	40
Spencer	Shawntae	CB	Pittsburgh	2004–11	36
Spikes	Takeo	LB	Auburn	2008–10	51
Spillman	C.J.	S	Marshall	2010–13	27
Spurlock	Micheal	WR	Mississippi	2009	18
Spurrier	Steve	QB	Florida	1967–75	11
St. Clair	Bob	T	San Francisco–Tulsa	1953–64	79
Staley	Joe	T	Central Michigan	2007–*	74
Standifer	Bob	NT	Tenn.–Chattanooga	1987	79
Standlee	Norm	FB	Stanford	1946–52	32, 72
Stanley	Chad	P	Stephen F. Austin	1999–00	4
Stanley	Matt	FB	UCLA	2004	44
Steitz	Nick	G	Oregon	2006	74
Stenstrom	Steve	QB	Stanford	1999	18
Stephenson	Milford	G/T	Kansas State	2001–02	64
Step toe	Jack	WR	Utah	1978	87
Stevens	Mark	QB	Utah	1987	7
Stewart	Daleroy	DT	Southern Mississippi	2004	64
Stewart	Quincy	LB	Louisiana Tech	2001–02	54
Stickles	Monty	E	Notre Dame	1960–67	85
Stidham	Howard	LB	Tennessee Tech	1977	58
Stits	Bill	DB	UCLA	1957–58	20
Stokes	J.J.	WR	UCLA	1995–02	83
Stolhandske	Tom	LB	Texas	1955	86
Stone	Ron	G	Boston College	2002–03	65
Stover	Jeff	DE	Oregon	1982–88	72
Streater	Rod	WR	Temple	2016	81
Street	Kentavius	DL	North Carolina State	2018–*	95
Streets	Tai	WR	Michigan	1999–03	89
Strickland	Bishop	FB	South Carolina	1951	75
Strickland	Donald	CB	Colorado	2006–08	30
Strong	Frank	LB	USC	2002	58
Strong	Jim	RB	Houston	1970	28
Stroth	Vince	T	BYU	1985	60
Strzykalski	John	HB	Marquette	1946–52	45
Stubblefield	Dana	DT	Kansas	1993–97, 2001–02	94
Stubbs	Daniel	DE	Miami (Fla.)	1988–89	96
Stuckey	Jim	DE	Clemson	1980–85	79
Stupar	Nate	LB	Penn State	2013	56
Sullivan	Bob	HB	Holy Cross	1948	94
Sullivan	John	S	California	1987	43
Sunseri	Vinnie	S	Alabama	2016	40
Susoeff	Nick	E	Washington State	1946–49	58
Sutherland	Vinny	KR/HB	Purdue	2001, '02 (P)	14, 25, 85
Sutro	John	T	San Jose State	1962	68
Suttle	Jason	CB	Wisconsin	2001	35
Swain	Brett	WR	San Diego State	2011	18
Swift	Justin	TE	Kansas State	2000–02	88
Swinford	Wayne	DB	Georgia	1965–67	23
Sydney	Harry	FB	Kansas	1987–91	24

T

Tamm	Ralph	G	West Chester	1992–94	64
Tanner	Hamp	T	Georgia	1951	46, 77
Tanner	Phillip	RB	Middle Tennessee State	2014	48
Tartt	Jaquiski	S	Samford	2015–*	29
Taumoepenu	Pita	LB	Utah	2017–18	55
Tausch	Terry	G	Texas	1989	66
Tautolo	Terry	LB	UCLA	1980–81	50
Taylor	Brian	S	Oregon State	1993	47
Taylor	Bruce	CB	Boston	1970–77	44
Taylor	Curtis	S	LSU	2009–10	28
Taylor	John	WR	Delaware State	1986–95	82
Taylor	Jullian	DL	Temple	2018–*	77

Last	First	Position	College	Years	Jersey #
Taylor	Roosevelt	S	Grambling	1969–71	25
Taylor	Trent	WR	Louisiana Tech	2017–*	15, 81
Teresa	Tony	HB	San Jose State	1958	26
Theus	John	OL	Georgia	2016–17	71
Thomas	Aaron	E	Oregon State	1961	89
Thomas	Brandon	G	Clemson	2015	60
Thomas	Chase	LB	Stanford	2014	58
Thomas	Chris	WR	Cal Poly–SLO	1995	89
Thomas	Chuck	C	Oklahoma	1987–92	60
Thomas	Edward	LB	Georgia Southern	2000	52
Thomas	Jimmy	RB	Texas–Arlington	1969–73	24
Thomas	John	T	Pacific	1958–67	78
Thomas	Lynn	DB	Pittsburgh	1981–82	28
Thomas	Mark	DE	North Carolina State	1992–95	72
Thomas	Pierre	RB	Illinois	2015	32
Thomas	Solomon	DL	Stanford	2017–*	94
Thompson	Dylan	QB	South Carolina	2015	13
Thompson	Tommy	P	Oregon	1995–98	3
Thornburg	Jeremy	S	Northern Arizona	2005	45
Thornton	Bruce	CB	Georgia	2005	26
Thornton	Rupe	G	Santa Clara	1946–47	35, 46
Threadgill	Bruce	S	Mississippi State	1978	23
Tidwell	Billy	HB	Texas A&M	1954	24
Tillman	Spencer	HB	Oklahoma	1989–91	23
Tiller	Andrew	G	Syracuse	2014–16	61
Times	Kenny	DT	Southern	1980	60
Titchenal	Bob	E	San Jose State	1946	51
Tittle	Y.A.	QB	LSU	1951–60	14, 64
Tobin	Matt	OL	Iowa	2018	64
Toilolo	Levine	TE	Stanford	2019–*	83
Tolzien	Scott	QB	Wisconsin	2011–12	3
Tomlinson	Laken	OL	Duke	2017–*	75
Toneff	Bob	T	Notre Dame	1952, 54–59	62, 74
Toran	Najee	OL	UCLA	2018	66
Torretta	Gino	QB	Miami (Fla.)	1996	13
Torrey	Andre	LB	Arizona	2006	55
Trimble	Wayne	DB	Alabama	1967	24
Tubbs	Jerry	LB	Oklahoma	1958–59	50
Tubbs	Winfred	LB	Texas	1998–00	55
Tucker	B.J.	CB	Wisconsin	2005–07	22, 30
Tucker	Bill	RB	Tennessee A&I	1967–70	45
Tuiasosopo	Manu	DT	UCLA	1984–86	78
Tukuafu	Will	DT/FB	Oregon	2010–13, '13–1492, 48	
Turner	Keena	LB	Purdue	1980–90	58
Turner	Odessa	WR	Northwestern Louisiana	1992–93	86
Tyler	Wendell	RB	UCLA	1983–86	26

U

Ulbrich	Jeff	LB	Hawaii	2000–09	53
Ulmer	Artie	LB	Valdosta State	2000	50
Uwaezuoke	Iheanyi	WR	California	1996–98	89

V

Valoaga	Jeremiah	DL	UNLV	2019	92
Van Doren	Bob	E	USC	1953	89
Vanderbundt	Skip	LB	Oregon State	1968–77	52
Varajon	Mike	FB	Toledo	1987	48
Vardell	Tommy	RB	Stanford	1996, '99	44
Vaughan	Ruben	DT	Colorado	1979	72
Vaughn	Vickiel	S	Arkansas	2006	32
Vaught	Ted	E	TCU	1953	89
Ventrone	Bubba	S	Villanova	2013, 2014	41, 23
Veris	Garin	DE	Stanford	1992	93
Verrett	Jason	CB	TCU	2019–*	27
Vetrano	Joe	HB	Southern Mississippi	1946–49	82
Vincent	Ted	DT	Wichita State	1979–80	66, 75
Visger	George	DT	Colorado	1980	63
Vollenweider	Jim	FB	Miami (Fla.)	1962–63	33



Last	First	Position	College	Years	Jersey #
W					
Wagner	Lowell	HB	USC	1949–53, '55	42, 92
Walker	Aaron	TE	Florida	2003–05	49
Walker	Adam	RB	Pittsburgh	1992–95	27
Walker	Darnell	CB	Oklahoma	1997–99	38
Walker	Delanie	TE	Central Missouri	2006–12	46
Walker	Derek	DT	Illinois	2009	78
Walker	Elliott	RB	Pittsburgh	1978	35
Walker	Val Joe	HB	SMU	1957	44
Wallace	Bev	QB	Compton J.C.	1947–49	64
Wallace	Cody	C	Texas A&M	2008–09	59
Wallace	Steve	T	Auburn	1986–96	74
Walls	Wesley	TE	Mississippi	1989–93	89
Walter	Mike	LB	Oregon	1984–93	99
Ward	Chad	G	Washington	2001	68
Ward	Jimmie	DB	Northern Illinois	2014–*	20, 25
Ware	Kevin	TE	Washington	2004	47
Warner	Fred	LB	BYU	2018–*	48, 54
Warren	Terrance	WR	Hampton	1995	19
Washington	Dave	LB	Alcorn A&M	1975–77	50
Washington	Gene	WR	Stanford	1969–77	18
Washington	Marvin	DE	Idaho	1997, 99	95
Washington	Ted	NT/DE	Louisville	1991–93	97
Washington	Tim	CB	Fresno State	1982	46
Washington	Vic	RB	Wyoming	1971–73	22
Waters	Bob	QB	Presbyterian	1960–64	11
Watson	Dekoda	LB	Florida State	2017–18	97
Watson	John	T	Oklahoma	1971–76	67
Watters	Ricky	RB	Notre Dame	1991–94	32
Waymer	Dave	DB	Notre Dame	1990–91	43
Weaver	Jed	TE	Oregon	2003	88
Webb	Jimmy	DT	Mississippi State	1975–80	74
Webster	Jason	CB	Texas A&M	2000–03	36
Weinke	Chris	QB	Florida State	2007	17
Wells	Mike	TE	San Diego State	1987	40
Wells	Ray	LB	Arizona	2004–05	59
Wersching	Ray	K	California	1977–87	14
Wesley	Joe	LB	LSU	1999	56
West	Robert	WR	San Diego State	1974	85
Westbrook	Brian	RB	Villanova	2010	20
White	Bob	HB	Stanford	1951–52	25, 85
White	DeAndrew	WR	Alabama	2015	18
Whiting	Brandon	DE	California	2004	94
Whitmore	David	S	Stephen F. Austin	1991–92	41
Whitner	Donte	S	Ohio State	2011–13	31
Wick	Cole	TE	Incarnate Word	2018	89
Wilcox	Dave	LB	Oregon	1964–74	64
Wilhelm	Matt	LB	Ohio State	2009	57
Wilhoite	Michael	LB	Washburn	2012–16	57
Wilkerson	Jerry	DE	Oregon State	1980	60, 66
Wilkins	David	LB	Eastern Kentucky	1992	66
Wilkins	Gabe	DE	Gardner–Webb	1998–99	98
Wilkins	Jeff	K	Youngstown State	1995–96	14
Wilks	Greg	LB	Montana State	1987	99
Willard	Ken	FB	North Carolina	1965–73	40
Williams	Alfred	DE	Colorado	1995	91
Williams	Andrew	DE	Miami (Fla.)	2003–05	94, 99
Williams	Brandon	WR	Wisconsin	2006–07	17, 81
Williams	Chad	S	Southern Mississippi	2006	25
Williams Jr.	Darrell	OL	Western Kentucky	2017	78
Williams	Dave	RB	Colorado	1977–78	30
Williams	Delvin	RB	Kansas	1974–77	24
Williams	Gerard	DB	Langston	1979–80	29
Williams	Herb	CB	Southern	1980	23
Williams	Howie	HB	Howard	1963	28
Williams	Ian	NT	Notre Dame	2011–16	93
Williams	James	LB	Mississippi State	1997–98	27
Williams	James	DB	Fresno State	1996	53

Last	First	Position	College	Years	Jersey #
Williams	Jamie	TE	Nebraska	1989–93	81
Williams	Jimmy	CB	Vanderbilt	2001–04	23
Williams	Joe	RB	Utah	2017	32
Williams	John	HB	USC	1954	25
Williams	Joel	C	Texas	1948	22
Williams	Kevin	WR/KR	Miami (Fla.)	2000	82
Williams	K'Waun	CB	Pittsburgh	2017–*	24
Williams	Kyle	WR	Arizona State	2010–13	10
Williams	Madieu	S	Maryland	2011	20
Williams	Melvin	DE	Kansas State	2004	71
Williams	Michael	CB	UCLA	1995	45
Williams	Newton	RB	Arizona State	1982	45
Williams	Renauld	LB	Hofstra	2005–06	59
Williams	Robert	CB	North Carolina	1999	24
Williams	Roy	T	Pacific	1963–64	66
Williams	Vince	FB	Oregon	1982–83	40
Williamson	Carlton	S	Pittsburgh	1981–88	27
Willig	Matt	T	USC	2000–02	77
Willis	Jamal	RB	BYU	1995–96	24
Willis	Patrick	LB	Mississippi	2007–14	52
Wilmsmeyer	Klaus	P	Louisville	1992–94	10
Wilson	Billy	E	San Jose State	1951–60	52, 84
Wilson	Cedrick	WR	Tennessee	2001–04	84
Wilson Jr.	Jeff	RB	North Texas	2018–*	30, 41
Wilson	Jerry	LB	Auburn	1960	82
Wilson	Jim	G	Georgia	1965–66	63
Wilson	Karl	DL	LSU	1993	77
Wilson	Mike	WR	Washington State	1981–90	85
Wilson	Troy	DE	Pittsburg State	1993–94, 2001	71, 92
Winborn	Jamie	LB	Vanderbilt	2001–05	55
Windsor	Bob	E	Kentucky	1967–71	89
Winston	Lloyd	FB	USC	1962–63	32
Wishnowsky	Mitch	P	Utah	2019–*	6
Wismann	Pete	LB	St. Louis	1949–52, 54	22, 52
Witcher	Dick	E	UCLA	1966–73	34, 88
Witherspoon	Ahkello	CB	Colorado	2017–*	23
Wittenborn	John	G	Southeast Missouri	1958–60	66
Wittum	Tom	P	Northern Illinois	1973–77	13
Woitt	John	DB	Mississippi State	1968–69	48
Wondolowski	Bill	WR	Eastern Montana	1969	33
Woodall	Lee	LB	West Chester	1994–99	54
Woods	Don	RB	New Mexico	1980	47
Woods	Rashaun	WR	Oklahoma State	2004–05	81
Woodson	Rod	CB	Purdue	1997	26
Woodson	Abe	DB	Illinois	1958–64	40
Woudenberg	John	T	Denver	1946–49	41
Wragge	Tony	G	New Mexico State	2005–10	69
Wright	Eric	CB	UNLV	2013	30
Wright	Eric	CB	Missouri	1981–90	21
Wright	Shareece	CB	USC	2015	24
Wynn	DeShawn	RB	Florida	2010	29

Y					
Yonamine	Wally	HB	Farrington High (Hl.)	1947	94
Young	Sam	T	Notre Dame	2019	65
Young	Steve	QB	BYU	1987–99	8
Young	Charle	TE	USC	1980–82	86
Young	Bryant	DT	Notre Dame	1994–07	97
Youngelman	Sid	T	Alabama	1955	77
Yowarsky	Walt	C	Kentucky	1958	58

Z					
Zamlynski	Zigmond	HB	Villanova	1946	71
Zeigler	Dominique	WR	Baylor	2008, 2010	17
Zelenka	Joe	LS	Wake Forest	1999	52
Zendejas	Tony	K	Nevada	1995	7
Zettel	Anthony	DL	Penn State	2019–*	92



ALL-TIME PRACTICE SQUAD ROSTER SINCE 1993

A

Last	First	Position	College	Years
Adams	Mike	FS	Delaware	2004
Adams	Tyrell	LB	West Georgia	2018
Alcorn	Zac	TE	Black Hills State	2007
Alfieri	Joey	LB	Stanford	2019
Allen	Bosley	WR	North Carolina	2003
Allen	Brian	RB	Stanford	2005
Amichia	Kofi	OL	South Florida	2019
Amundson	Allan	RB	Oregon	2003
Anderson	Dres	WR	Utah	2016
Anderson	Morris	WR	Baylor	1999
Anelli	Mark	TE	Wisconsin	2002
Archibald	Ben	T	Brigham Young	2003
Armstrong	Antonio	DE	Texas A&M	1995

B

Last	First	Position	College	Years
Bakhtiari	Eric	LB	San Diego	2008, 2010
Balducci	Alex	OL	Oregon	2016
Ball	Marcus	S	Memphis	2016
Barrett	Alex	DL	San Diego State	2019
Barton	Kirk	T	Ohio State	2009
Bateman	Eric	T	Brigham Young	1998
Beeler	Chase	C	Stanford	2011
Bell	Shonn	TE	Virginia–Wise	2000
Bethel–Thompson	McLeod	QB	Sacramento State	2013, 2015
Bing	Darnell	OLB	USC	2007
Birdine	Larry	DE	Oklahoma	2008
Blades	Al	DB	Miami	2001
Blevins	Tony	FS	Kansas	1998
Bolden Jr.	Victor	WR	Oregon State	2018
Boone	Alex	T	Ohio State	2009
Boulware	Ben	LB	Clemson	2017
Bradford	Mark	WR	Stanford	2008
Bradley	Mario	DB	USC	1997
Branch	Darrick	WR	Hawaii	1995
Brewer	C.J.	WR	Wyoming	2006
Briggs	Diyral	OLB	Bowling Green	2009
Bristol	Mark	T	Mansfield	2001
Brock	Tramaine	CB	Belhaven	2010
Brown	Darwin	CB	Texas Tech	1999
Brown	Jarrett	QB	West Virginia	2010
Browning	Alfonzo	WR	Kentucky	1994–95
Bruce	Arland	WR	Minnesota	2003
Bryant	Junior	DT	Notre Dame	1994
Burbridge	Aaron	WR	Michigan State	2018
Burnett	Bryce	TE	San Jose State	1994
Burnett	Martail	DE	Utah	2009
Butler	Carson	TE	Michigan	2009
Bykowski	Carter	T	Iowa State	2013–14

C

Last	First	Position	College	Years
Caldwell	Mike	WR	California	1994–95
Campbell	DiAndre	WR	Washington	2015–16
Carr	William	DT	Michigan	2000
Carrier	Derek	TE	Beloit	2013
Carter	DeAndre	WR	Sacramento State	2017
Carter	Dwight	WR	Hawaii	2000
Carter	Eric	DB	Knoxville	1996
Casey	Chance	CB	Baylor	2014
Caulcrick	Jehuu	RB	Michigan State	2010
Childers	Jamie	TE	Coastal Carolina	2015
Childress	O.J.	LB	Clemson	2000
Chubb	Brandon	LB	Wake Forest	2016
Clayton	Carey	C	Texas–El Paso	2001
Clayton	Thomas	RB	Kansas State	2007–08
Cleveland	Asante	TE	Miami	2014
Cloherly	Colin	TE	Brown	2010
Cloman	Scott	WR	Southern U.	2002–03
Coleman	Herbert	DE	Trinity, Ill.	1995
Collins	Dobson	WR	Gardner–Webb	2009
Cooper	Fahn	OL	Mississippi	2016

Players Currently on the 49ers Roster in *Italics*

Cooper	Josh	DE	Mississippi	2004
Cooper	Roger	LB	Montana State	2005
Crecion	Gabe	TE	UCLA	2004
Cromartie	Marcus	CB	Wisconsin	2014–15
Cunningham	Alonzo	G	Iowa	2003–04
Curry	Markus	CB	Michigan	2007

D

Last	First	Position	College	Years
Dahl	Harvey	G	Nevada	2005, 2007
Davis	Bruce	OLB	UCLA	2010, 2012
Davis	Chris	CB	Auburn	2015
Davis	Ennis	DT	USC	2001
Davis	Jerome	T	Minnesota	2002–03
Davis	Nate	QB	Ball State	2010
Davison	Jerone	RB	Arizona State	1995
Dayes	Matthew	RB	North Carolina State	2018
Delaire	Ryan	DL	Towson	2018
DiLauro	Christian	OL	Illinois	2018
Dildine	Steve	LB	Washington State	2007
Divens	Lamar	DL	Tennessee State	2012
Doman	Brandon	QB	Brigham Young	2004
Draft	Chris	OLB	Stanford	1999
Duckett	Damane	DT	East Carolina	2006–07
Dunbar Jr.	Steven	WR	Houston	2018
<i>Dwellely</i>	<i>Ross</i>	<i>TE</i>	<i>San Diego</i>	<i>2018</i>

E

Last	First	Position	College	Years
Eiland	Deandre	S	South Carolina	2005
Ellison	Atiyah	DT	Missouri	2008
Elmore	Ricky	LB	Arizona	2011
Emanuel	Ben	S	UCLA	2005
Estrada	Sean	T	Pennsylvania	2007

F

Last	First	Position	College	Years
Farris	Jimmy	WR	Montana	2001
Feugill	John	T	Maryland	2002
Fields	Chafie	WR	Penn State	2000
Finley	Joe Jon	TE	Oklahoma	2008–09
Flannigan–Fowles	Demetrius	LB	Arizona	2019
Fleck	P.J.	WR	Northern Illinois	2004
Flynn	JP	OL	Montana State	2017
Folkerts	Brian	C	Washburn	2015
Fountaine	Jamal	DE	Washington	1994
Frazier	Mose	WR	Memphis	2016
Fullington	John	T	Washington State	2014
Fuller	Cameron	CB	New Mexico State	2014
Fulton	Xavier	T	Illinois	2010

G

Last	First	Position	College	Years
Gaskins	Kendall	RB	Richmond	2014–15
Gentry	Josh	LB	Indianapolis	2000
<i>Givens</i>	<i>Kevin</i>	<i>DL</i>	<i>Penn State</i>	<i>2019</i>
Golditch	Zack	OL	Colorado State	2018
Grant	Bakari	WR	California–Davis	2010
Grant	Curtis	LB	Ohio State	2016
Grant	Larry	LB	Ohio State	2008
Grieb	Mike	TE	UCLA	1999
Grimble	Xavier	TE	USC	2014

H

Last	First	Position	College	Years
Hairston	Jason	LB	California–Davis	1995
Hall	Chad	WR	Air Force	2012
Hall	Daeshon	DL	Texas A&M	2018
Hall	Derek	T	Stanford	2011
Hall	Lamont	TE	Clemson	1999
Hamdan	Gibran	QB	Indiana	2006
Hamm	Je'Ron	TE	Louisiana–Monroe	2016
Hampton	Jewel	RB	Southern Illinois	2013
Hannon	Chris	WR	Tennessee	2008



Hanson	Joselio	CB	Texas Tech	2003
Harden	Michael	CB	Missouri	2005
Harper	Chris	WR	California	2016
Harris	DuJuan	RB	Troy	2016
<i>Harris</i>	<i>Marcell</i>	<i>S</i>	<i>Florida</i>	<i>2019</i>
Harris	Mark	WR	Stanford	1996
Hastings	Joe	WR	Washburn	2011
Hawkins	Donald	T	Texas	2015
Hawkinson	Tanner	T	Kansas	2015
Hayne	Jarryd	RB	No College	2015
Heard	Ronnie	S	Mississippi	2000
<i>Helm</i>	<i>Daniel</i>	<i>TE</i>	<i>Duke</i>	<i>2019</i>
Henry	Malik	WR	West Georgia	2019
Herold	Zac	TE	Nebraska—Omaha	2007
Herrion	Thomas	G	Utah	2004
Herzing	Adam	WR	Cal Poly—SLO	2003
Hicks	Maurice	RB	North Carolina A&T	2004
Hikutini	Cole	TE	Louisville	2017
Hill	Kahlil	WR	Iowa	2003
Hoffman—Ellis	Alex	LB	Washington State	2012
Holden	Will	OL	Vanderbilt	2019
Holloway	Menson	DE	Texas—El Paso	2001
Holmes	Louis	DE	Arizona	2008
Hopson	Tyrone	G	Eastern Kentucky	2000
Howell	Nick	T	USC	2010
Hunt	Cameron	OL	Oregon	2017
Hunter	Brice	WR	Georgia	1996

I

Last	First	Position	College	Years
Isom	Jasen	FB	Western Illinois	2002–03
Ivlow	Johnnie	RB	Colorado State	1994
Iworah	Prince Charles	CB	Western Kentucky	2016
Iwuchukwu	Bobby	LB	Purdue	2006

J

Last	First	Position	College	Years
Jacobs	Chuck	WR	Utah State	2013
Jackson	Asa	CB	Cal Poly	2017
Jarrett	Craig	P	Michigan State	2002
Jensen	Erik	TE	Iowa	2004
Jerod—Eddie	Tony	DT	Texas A&M	2012
Johnson	Ian	RB	Boise State	2011
Johnson	Cam	LB	Virginia	2012
Jones	Colin	FS	Texas Christian	2011
Jones	Jarnor	DB	Iowa State	2017
Jones	Jim	G	Notre Dame	2005
Jones—Smith	Jaryd	OL	Pittsburgh	2019
Jordan	James	WR	Louisiana Tech	2002–03
Josue	Steve	LB	Carson—Newman	2004
Jurovich	Kevin	WR	San Jose State	2010

K

Last	First	Position	College	Years
Katnik	Norm	G	USC	2005
Keasey	Zak	FB	Princeton	2005–07
Keith	John	S	Furman	2002–03
Kelly	Colin	OL	Oregon State	20016
Kelly	Jermaine	CB	San Jose State	2019
Keneley	Matt	DT	USC	1999–00
Kobdiah	Josh	T	Fresno State	1999
Kopa	Matt	T	Stanford	2010
Kristick	Keaton	LB	Oregon State	2010
Kuehl	Ryan	LS	Virginia	1995

L

Last	First	Position	College	Years
Lamb	Marc	T	Montana	1997
Landolt	Dennis	G	Penn State	2010
Landry	Michael	DE	Southern U.	2003–04
Lattimore	Keon	RB	Maryland	2009
Lauderdale	Andrew	OL	New Hampshire	2017
Ledford	Dwayne	C	East Carolina	1999
Lee	Austin	DE	Stanford	2002–03
<i>Lee</i>	<i>Elijah</i>	<i>LB</i>	<i>Kansas State</i>	<i>2019</i>
LeGree	Mark	DB	Appalachian State	2011
Leonhardt	Brian	TE	Bemidji State	2015
Lewis	Jermaine	WR	Western Michigan	2003

Players Currently on the 49ers Roster in Italics

Lewis	Jonas	RB	San Diego State	2000
Lewis	Lance	WR	East Carolina	2014
Liggins	Jeremy	DL	Mississippi	2017
Lockett	Aaron	WR	Kansas State	2002
Lockett	Ricardo	WR	Fort Valley State	2012
Lokombo	Boseko	LB	Oregon	2017
Long	Lance	WR	Mississippi State	2010
Lucas	Marcus	TE	Missouri	2018

M

Last	First	Position	College	Years
Mabin	Greg	CB	Iowa	2017–18
Malveaux	Kelly	CB	Arizona	1998
Manuel	Sam	LB	New Mexico State	1996
Maragos	Chris	DB	Wisconsin	2010
Martin	Chris	T	Central Florida	2014
Masifilo	Matthew	DT	Stanford	2012
Matthews	John	WR	San Diego	2011
Maxwell	Marcus	WR	Oregon	2005–06
McCaffrey	Max	WR	Duke	2018
McCoil	Dexter	DB	Tulsa	2018
McFadden	Leon	CB	San Diego State	2014
McFadden	Tarvarus	CB	Florida State	2018
McGuirk	Pat	DB	Cal Poly—SLO	1995–96
McKenzie	Kevin	WR	Washington State	1998
McManis	Wynton	LB	Memphis	2016
McNichols	Jeremy	RB	Boise State	2017
Miller	Brit	FB	Illinois	2009
Mincey	Jeremy	DE	Florida	2006
Miranda	Paul	CB	Central Florida	2000
Mitchell	Khalif	DT	East Carolina	2009
Moore	Jason	FS	San Diego State	2000
Morris	Darryl	CB	Texas State	2013
<i>Moseley</i>	<i>Emmanuel</i>	<i>CB</i>	<i>Tennessee</i>	<i>2018</i>
<i>Mostert</i>	<i>Raheem</i>	<i>RB</i>	<i>Purdue</i>	<i>2016</i>
<i>Mullens</i>	<i>Nick</i>	<i>QB</i>	<i>Southern Mississippi</i>	<i>2017–18</i>
Murphy	Pace	T	Northwestern State	2017

N

Last	First	Position	College	Years
Nelms	Cory	DB	Miami	2011
Netter	Al	G	Northwestern	2012–13
Newberry	Jared	LB	Stanford	2006
Noble	Brandon	DT	Penn State	1997–98
Nwachukwu	Noble	DL	West Virginia	2017

O

Last	First	Position	College	Years
Okoye	Lawrence	DL	No College	2014
Olivo	Brock	FB	Missouri	1998
Olson	Drew	QB	UCLA	2007
Onameh	Patrick	G	Michigan	2013
Omon	Xavier	RB	Northwest Missouri St.	2010–11
Onwualu	James	LB	Notre Dame	2018

P

Last	First	Position	College	Years
Palmer	Nathan	WR	Northern Illinois	2012
Parks	Nathan	C	Stanford	2001
Pay	Garry	C	Brigham Young	1994
Peters	Scott	C	Arizona State	2004
Pitts	Stephen	RB	Penn State	1996
Pope	Ryan	OL	San Diego State	2019
Posey	Jeff	OLB	Southern Mississippi	1997
Powell	Tyvis	DB	Ohio State	2017–18
Price	Norman	OL	Southern Mississippi	2016
Provost	Tim	T	San Jose State	2004
Purcell	Mike	NT	Wyoming	2013–14

R

Last	First	Position	College	Years
Rabb	Jerard	WR	Boise State	2007
Rabe	Russel	DE	Minnesota—Duluth	2006
Radovich	Drew	T	USC	2009
Ramsey	Kaleb	DT	Boston College	2015
Reed	D'Aundre	LB	Arizona	2013
Reed	Rayshun	DB	Troy	2004
Reed	Trovon	DB	Auburn	2017



Reese	Albert	DT	Grambling	1996–97
Reese	Marcus	LB	UCLA	2003
Renteria	D.J.	DT	New Mexico	2004
Reuland	Konrad	TE	Stanford	2011
Reynolds	Ross	G	Iowa	2019
Richie	David	DT	Washington	1998
Rodgers	Cory	WR	Texas Christian	2006
Roland	Justin	LB	Kansas State	2008
Rubio	Angel	DE	S.E. Missouri	1998
Rush	Marcus	LB	Michigan State	2015–16
Rutherford	Reynard	RB	California	1996–97

S

Last	First	Position	College	Years
Salmon	Mike	DB	USC	1996
Sam	Christian	LB	Arizona State	2019
Sanders	Darryl	DE	Virginia	2002
Scaccia	Fabrizio	K	No College	2010
Scharff	Scott	DE	Stanford	2005
Scott	Niles	DL	Frostburg State	2018
Sebetic	Kyle	CB	Dayton	2015
Serwanga	Wasswa	CB	UCLA	1999
Shaw	Josh	DT	Michigan State	2003
Shearer	Curtis	WR	San Diego State	1996–97
Sheets	Kory	RB	Purdue	2009
Simmons	Monte	LB	Kent State	2011
Simonton	Ken	RB	Oregon State	2004
Skov	Shayne	LB	Stanford	2014, 2016
Smallwood	Jordan	WR	Oklahoma	2018
Smelter	DeAndre	WR	Georgia Tech	2016–17
Smith	Garrison	NT	Georgia	2014–15
Smith	Harrison	DB	California	2006
Smith	Jonathan	RB	Washington State	2004
Smith	Ray	DL	Boston College	2019
Smith	Trent	TE	Oklahoma	2005
Smith	Tyrone	DB	Baylor	1996, 1998
Smith	Tyson	LB	Iowa State	2007
Snyder	Kevin	LB	Rutgers	2015
Sobieski	Ben	G	Iowa	2005
Stanley	Matt	FB	UCLA	2004
Stanley	Ronald	LB	Michigan State	2005
Steele	Ben	TE	Mesa State	2002
Stephens	Frank	WR	Northern Colorado	2018
Stephenson	Milford	T	Kansas State	2001
Stewart	Carl	RB	Auburn	2008
Stribling	Channing	CB	Michigan	2017
Strickland	Vernon	LB	Georgia Tech	1998
Suisham	Shaun	K	Bowling Green	2006
Sunseri	Vinnie	S	Alabama	2016
Swaggert	Brent	T	Montana State	2004
Swanson	Dax	CB	Sam Houston State	2013
Swanson	Pete	G	Stanford	1999
Swift	Justin	TE	Kansas State	1999

T

Last	First	Position	College	Years
Tabor	Teez	CB	Florida	2019
Taumoepenu	Pita	LB	Utah	2018
Taylor	Curtis	S	LSU	2012
Taylor	Kelvin	RB	Florida	2016
Taylor	Kerry	WR	Arizona State	2011
Tenner	Jason	DT	Villanova	1999
Thieneman	Jacob	S	Purdue	2019

Thomas	Chase	LB	Stanford	2014
Thomas	Duke	CB	Texas	2016
Thomas	Edward	OLB	Georgia Southern	2000
Thomas	Michael	S	Stanford	2012–13
Thompson	Chris	WR	Florida	2019
Thompson	Dylan	QB	South Carolina	2015
Thornton	Bruce	CB	Georgia	2005
Thornton	Carlos	DE	Alcorn State	1997
Tiller	Andrew	G	Syracuse	2014–15
Toledo	Joe	T	Washington	2008
Toliver	Antoine	WR	Bethune–Cookman	2002
Toran	Najee	OL	UCLA	2018
Treauld	Ahmad	CB	Southern U.	2005
Tucker	B.J.	CB	Wisconsin	2005–06
Tukuafu	Will	DE	Oregon	2011
Tuzilli	Andrew	WR	Rutgers	2015

U

Last	First	Position	College	Years
Ulmer	Artie	OLB	Valdosta State	2000

V

Last	First	Position	College	Years
Valoaga	Jeremiah	DL	UNLV	2019
Van Dyk	Mitchell	OL	Portland State	2016

W

Last	First	Position	College	Years
Wallace	Larry	WR	USC	1994
Washington	Mark	LB	Texas State	2007
Washington	Tavares	T	Florida	2006–07
Wesley	Joe	LB	LSU	1999
Whitehead	Jermaine	S	Auburn	2015
Whitley	Eddie	CB	Virginia Tech	2012
Wick	Cole	TE	Incarnate Word	2017
Wiggins	Kenny	T	Fresno State	2012
Wilder	Sam	T	Colorado	2005–06
Wilhoite	Michael	LB	Washburn	2011–12
Williams	Brad	C	Notre Dame	2001
Williams Jr.	Darrell	OL	Western Kentucky	2017
Williams Jr.	Terrell	S	Houston	2018
Williams	Jimmy	CB	Vanderbilt	2001
Williams	Michael	DB	UCLA	1995
Williams	Renauld	LB	Hofstra	2005–06
<i>Wilson Jr.</i>	<i>Jeff</i>	<i>RB</i>	<i>North Texas</i>	<i>2018–19</i>
Wishom	Jerron	DB	Louisiana Tech	2006
Wright	Rodney	WR	Fresno State	2009
Wright–Fair	Shaumbe	RB	Washington State	1994
Wyllie	Devon	WR	Fresno State	2013
Wynn	DeShawn	RB	Florida	2010

Y

Last	First	Position	College	Years
Yates	Max	LB	Marshall	2004

Z

Last	First	Position	College	Years
Zeigler	Dominique	WR	Baylor	2007–09
Zeigler	Doug	TE	Mississippi	2004

Players Currently on the 49ers Roster in Italics



ALL-TIME ROOKIE FREE AGENTS TO MAKE ROSTER

1994

Last	First	Position	College	Years
Barber	Rudy	G	Miami	1994
Carolan	Brett	TE	Washington State	1994–95

1995

Last	First	Position	College	Years
Willis	Jamal	RB	Brigham Young	1995

1996

Last	First	Position	College	Years
Benefield	Daved	LB	Cal State–Northridge	1996
Fiore	Dave	G	Hofstra	1998–2002
Harris	Mark	WR	Stanford	1996–99

1997

Last	First	Position	College	Years
Bradford	Vince	LB	Arkansas	1997
Bronson	Zack	FS	McNeese State	1997–2003

1998

Last	First	Position	College	Years
Blevins	Tony	FS	Kansas	1998
Hobgood–Chittick	Nate	DT	North Carolina	2000
Richey	Wade	K	LSU	1998–2000

1999

Last	First	Position	College	Years
Dercher	Dan	T	Kansas	1999–2000
Garcia	Jeff	QB	San Jose State	1999–2003
Ledford	Dwayne	C	East Carolina	2000, 2003
Stanley	Chad	P	Stephen F. Austin	1999–2000
Wesley	Joe	LB	LSU	1999
Zelenka	Joe	LS	Wake Forest	1999

2000

Last	First	Position	College	Years
Dunlap	London	DE	Texas Christian	2000
Dupree	Terrence	TE	Duke	2000
Heard	Ronnie	SS	Mississippi	2000–04
Killings	Cedric	DT	Carson–Newman	2000
Lewis	Jonas	RB	San Diego State	2000–01
Thomas	Edward	OLB	Georgia Southern	2000

2001

Last	First	Position	College	Years
Baker	Jason	P	Iowa	2001–02
Blades	Al	DB	Miami	2001
Costa	Dave	G	Wisconsin	2001
Elam	Shane	OLB	Mississippi	2001
McCurley	Jeff	C	Pittsburgh	2001
Ray	Ricky	QB	Sacramento State	2001
Schlecht	John	DT	Minnesota	2001
Stephenson	Milford	T	Kansas State	2001
Stewart	Quincy	ILB	Louisiana Tech	2001–02

2002

Last	First	Position	College	Years
Moore	Brandon	ILB	Oklahoma	2002–07
Osika	Craig	G	Indiana	2002
Robertson	Jamal	RB	Ohio Northern	2002–04
Strong	Frank	OLB	USC	2002

2003

Last	First	Position	College	Years
Carpenter	Dwaine	FS	North Carolina A&T	2003–05

2004

Last	First	Position	College	Years
Adams	Mike	FS	Delaware	2004–06
Cooper	Josh	DE	Mississippi	2004
Fleck	P.J.	WR	Northern Illinois	2004
Reed	Rayshun	DB	Troy	2004

2005

Last	First	Position	College	Years
Amey	Otis	WR	Sacramento State	2005
Dahl	Harvey	G	Nevada	2005
Thornburg	Jeremy	FS	Northern Arizona	2005

2009

Last	First	Position	College	Years
Miller	Brit	FB	Illinois	2009
Briggs	Diyral	OLB	Bowling Green	2009
Walker	Derek	DE	Illinois	2009

2010

Last	First	Position	College	Years
Brock	Tramaine	CB	Belhaven	2010–16
Joseph	Alex	LB	Temple	2010
Kristick	Keaton	LB	Oregon State	2010
Maragos	Chris	DB	Wisconsin	2010
Tukuafu	Will	DE	Oregon	2010–13

2011

Last	First	Position	College	Years
Bogan	Dontavia	WR	South Florida	2011
Dobbs	Demarcus	DE	Georgia	2011–14
Hastings	Joe	WR	Washburn	2011
Tolzien	Scott	QB	Wisconsin	2011–12
Williams	Ian	NT	Notre Dame	2011–16

2012

Last	First	Position	College	Years
Celek	Garrett	TE	Michigan State	2012–Current
Hampton	Jewel	RB	Southern Illinois	2012–13
Jerod–Eddie	Tony	DT	Texas A&M	2012–16

2013

Last	First	Position	College	Years
McDermott	Kevin	LS	UCLA	2013
Morris	Darryl	CB	Texas State	2013

2014

Last	First	Position	College	Years
Cleveland	Asante	TE	Miami	2014
Farrell	Dillon	G/C	New Mexico	2014
McCray	L.J.	S	Catawba	2014–15

2015

Last	First	Position	College	Years
Easton	Nick	C	Harvard	2015
Hayne	Jarryd	RB	No College	2015
White	DeAndrew	WR	Alabama	2015

2017

Last	First	Position	College	Years
Bolden Jr.	Victor	WR	Oregon State	2017–18
Bourne	Kendrick	WR	Eastern Washington	2017–Current
Breida	Matt	RB	Georgia Southern	2017–Current
Hikutini	Cole	TE	Louisville	2017
Jerome	Lorenzo	DB	Saint Francis (PA)	2017
Mabin	Greg	DB	Iowa	2017–18
Magnuson	Erik	OL	Michigan	2017–18
Williams Jr.	Darrell	OL	Western Kentucky	2017

2018

Last	First	Position	College	Years
Dwelle	Ross	TE	San Diego	2018–Current
Igwebuike	Godwin	DB	Northwestern	2018
Toran	Najee	OL	UCLA	2018
Wilson Jr.	Jeff	RB	North Texas	2018–Current

2019

Last	First	Position	College	Years
Al–Shaa	Azeez	LB	Florida Atlantic	2019–Current
Givens	Kevin	DL	Penn State	2019–Current
Helm	Daniel	TE	Duke	2019–Current
McLaughlin	Chase	K	Illinois	2019

*Players acquired by the 49ers that were undrafted rookie free agents and appeared on the 53–man roster during their respective rookie season.



49ERS STARTERS

1950

Offense

LE	51	Gordy Soltau
	52	Hal Shoener
	59	Alex Loyd
LT	41	Don Campora
	40	Harley Dow
LG	37	Homer Hobbs
	42	Leo Nomellini
C	23	Bill Johnson
RG	33	Bruno Banducci
	31	Charles Shaw
RT	46	Clay Matthews
	43	Ray Collins
RE	53	Alyn Beals
QB	63	Frank Albert
LHB	83	Sam Cathcart
	93	Jim Cason
	82	Emil Sitko
RHB	91	John Strzykalski
FB	74	Joe Perry
	72	Norm Standlee

Defense

LE	52	Hal Shoener
LT	42	Leo Nomellini
MG	34	Visco Grgich
RT	43	Ray Collins
RE	54	Gail Bruce
LLB	71	Verl Lillywhite
MLB	22	Pete Wismann
RLB	72	Norm Standlee
	73	Don Burke
LW	83	Sam Cathcart
RW	92	Lowell Wagner
S	62	Jim Powers

1951

Offense

LE	51	Gordy Soltau
	53	Alyn Beals
LT	43	Ray Collins
	42	Leo Nomellini
LG	37	Nick Feher
	38	Don Burke
C	23	Bill Johnson
RG	33	Bruno Banducci
RT	42	Leo Nomellini
	43	Ray Collins
RE	58	Billy Wilson
	53	Alyn Beals
QB	63	Frank Albert
	64	Y.A. Tittle
LHB	81	Verl Lillywhite
RHB	91	John Strzykalski
	88	Pete Schabarum
FB	74	Joe Perry
	72	Norm Standlee

Defense

LE	47	Ed Henke
LT	43	Ray Collins
	42	Leo Nomellini
MG	34	Visco Grgich
	45	Al Carapella
	32	Bob Downs
RT	42	Leo Nomellini

RE	43	Ray Collins
54	Gail Bruce	
LLB	72	Norm Standlee
	62	Jim Powers
MLB	73	Hardy Brown
RLB	22	Pete Wismann
	81	Verl Lillywhite
	38	Don Burke
LW	62	Jim Powers
	83	Rex Berry
RW	92	Lowell Wagner
S	93	Jim Cason

1952

Offense

LE	82	Gordy Soltau
	85	Bill Jessup
	24	J.R. Boone
LT	62	Bob Toneff
LG	69	Jerry Smith
	67	Nick Feher
C	53	Bill Johnson
	52	Pete Wismann
RG	63	Bruno Banducci
RT	73	Leo Nomellini
RE	84	Billy Wilson
QB	13	Frank Albert
	14	Y.A. Tittle
LHB	22	Joe Arenas
	24	J.R. Boone
	82	Gordy Soltau
RHB	39	Hugh McElhenny
FB	34	Joe Perry

Defense

LE	89	Ed Henke
LT	73	Leo Nomellini
MG	68	Bob Momsen
	64	Visco Grgich
RT	75	Al Carapella
RE	83	Pat O'Donahue
	87	Charlie Powell
LLB	15	Jim Powers
MLB	33	Hardy Brown
RLB	68	Don Burke
LW	23	Rex Berry
RW	42	Lowell Wagner
S	43	Jim Cason
	28	Sam Cathcart

1953

Offense

LE	82	Gordy Soltau
LT	64	Doug Hogland
	77	Hal Miller
LG	69	Jerry Smith
C	53	Bill Johnson
RG	63	Bruno Banducci
RT	79	Bob St.Clair
RE	84	Billy Wilson
QB	14	Y.A. Tittle
	15	Jim Powers
LHB	22	Joe Arenas
RHB	39	Hugh McElhenny
FB	34	Joe Perry

Defense

LE	83	Clay Matthews
	87	Charlie Powell
	89	Bob Van Doren
LT	73	Leo Nomellini
MG	62	Art Michalik
RT	75	Al Carapella
RE	87	Charlie Powell
	89	Bob Van Doren
LLB	36	John Morton
	66	Don Burke
MLB	33	Hardy Brown
RLB	54	Jack Manley
LH	23	Rex Berry
RH	42	Lowell Wagner
	22	Joe Arenas
S	45	Fred Bruney
	15	Jim Powers

1954

Offense

LE	82	Gordy Soltau
	85	Bill Jessup
LT	64	Doug Hogland
LG	67	Nick Feher
C	53	Bill Johnson
	56	Pete Brown
RG	63	Bruno Banducci
	65	Ted Connolly
RT	79	Bob St.Clair
RE	84	Billy Wilson
QB	14	Y.A. Tittle
	43	Jim Cason
LHB	35	John H. Johnson
	22	Joe Arenas
RHB	39	Hugh McElhenny
	85	Bill Jessup
FB	34	Joe Perry

Defense

LE	83	Clay Matthews
LT	73	Leo Nomellini
MG	75	Al Carapella
	62	Art Michalik
	69	Bob Hantla
RT	76	Marion Campbell
	75	Al Carapella
RE	86	Jackson Brumfield
LLB	33	Hardy Brown
	48	Billy Mixon
	56	Pete Brown
RLB	74	Bob Toneff
	48	Billy Mixon
	66	Don Burke
LW	23	Rex Berry
	44	Pete Schabarum
	85	Bill Jessup
RW	22	Joe Arenas
	44	Pete Schabarum
LS	25	John Williams
RS	43	Jim Cason
	22	Joe Arenas

1955

Offense

LE	82	Gordy Soltau
	27	Carroll Hardy
LT	73	Leo Nomellini
LG	64	Doug Hogland
	65	Eldred Kraemer
C	53	Bill Johnson
RG	68	Lou Palatella
	63	Ed Sharkey
RT	79	Bob St.Clair
RE	84	Billy Wilson
QB	14	Y.A. Tittle
LHB	22	Joe Arenas
	35	John H. Johnson
	47	Dicky Moegle
	39	Hugh McElhenny
RHB	39	Hugh McElhenny
	27	Carroll Hardy
	22	Joe Arenas
FB	34	Joe Perry
	32	Lem Harkey

Defense

LE	83	Clay Matthews
LT	74	Bob Toneff
	75	Al Carapella
MG	75	Al Carapella
	69	Bob Hantla
	86	Tom Stolhandske
RT	76	Marion Campbell
RE	87	Charlie Powell
	86	Tom Stolhandske
LLB	55	Matt Hazeltine
	54	Ed Beatty
	33	Hardy Brown
RLB	33	Hardy Brown
	69	Bob Hantla
LW	40	George Maderos
	57	Paul Carr
	35	John H. Johnson
RW	49	Bob Luna
	35	John H. Johnson
LS	23	Rex Berry
RS	47	Dicky Moegle
	49	Bob Luna
	42	Ernie Smith

1956

Offense

LE	82	Gordy Soltau
	86	Clyde Conner
LT	78	Bob Cross
	75	Ed Henke
LG	74	Bob Toneff
	64	Ed Sharkey
	64	Ted Connolly
	68	Lou Palatella
C	53	Bill Johnson
	52	George Morris
RG	75	Ed Henke
	74	Bob Toneff
	64	Ted Connolly
	68	Lou Palatella
RT	79	Bob St.Clairzzzzzz

RE	84	Billy Wilson
QB	14	Y.A. Tittle
	11	Earl Morrall
LHB	39	Hugh McElhenny
	47	Dicky Moegle
RHB	22	Joe Arenas
	35	John H. Johnson
	85	Bill Jessup
FB	34	Joe Perry
	35	John H. Johnson

Defense

LE	77	Bruce Bosley
LT	73	Leo Nomellini
RT	72	Bill Herchman
	74	Bob Toneff
RE	87	Charlie Powell
	75	Ed Henke
LLB	50	Stan Sheriff
	64	Ed Sharkey
	50	Leo Rucka
MLB	54	Ed Beatty
	76	John Gonzaga
	87	Charlie Powell
	65	Tony Sardisco
RLB	55	Matt Hazeltine
	52	George Morris
LW	40	George Maderos
	57	Paul Carr
	23	Rex Berry
RW	57	Paul Carr
	42	Ernie Smith
LS	23	Rex Berry
	27	Bob Holladay
RS	47	Dicky Moegle
	45	Fred Bruney

1957

Offense

LE	88	Clyde Conner
	82	Gordy Soltau
	39	Hugh McElhenny
LT	78	Bob Cross
LG	68	Lou Palatella
	77	Bruce Bosley
C	53	Frank Morze
RG	64	Ted Connolly
	68	Lou Palatella
	77	Bruce Bosley
RT	79	Bob St.Clair
	70	Tom Dahms
	76	John Gonzaga
RE	84	Billy Wilson
	82	Gordy Soltau
QB	14	Y.A. Tittle
	12	John Brodie
LHB	39	Hugh McElhenny
	34	Joe Perry
RHB	27	R.C. Owens
FB	32	Gene Babb
	34	Joe Perry
	35	Larry Barnes
Defense		
LE	75	Ed Henke
LT	73	Leo Nomellini
RT	72	Bill Herchman



RE	74	Bob Toneff
LLB	55	Matt Hazeltine
	54	Marv Matuszak
	50	Stan Sheriff
MLB	54	Marv Matuszak
	52	Karl Rubke
RLB	87	Charlie Powell
	55	Matt Hazeltine
LW	24	J.D. Smith
	57	Paul Carr
RW	20	Bill Stits
LS	40	Bob Holladay
	42	Jim Ridlon
	44	Val Joe Walker
RS	47	Dicky Moegle
	44	Val Joe Walker

1958

Offense		
LE	88	Clyde Conner
LT	78	Bob Cross
	76	John Gonzaga
LG	77	Bruce Bosley
	68	Lou Palatella
C	58	Walt Yowarsky
	53	Frank Morze
	52	Karl Rubke
	68	Lou Palatella
RG	64	Ted Connolly
	66	John Wittenborn
RT	79	Bob St.Clair
RE	84	Billy Wilson
	82	Gordy Soltau
	87	Fred Dugan
QB	12	John Brodie
	14	Y.A. Tittle
LHB	39	Hugh McElhenny
RHB	27	R.C. Owens
FB	34	Joe Perry
Defense		
LE	75	Ed Henke
LT	73	Leo Nomellini
MG	52	Karl Rubke
	57	Dennit Morris
RT	72	Bill Herchman
RE	74	Bob Toneff
LLB	54	Marv Matuszak
	50	Jerry Tubbs
	66	John Wittenborn
RLB	55	Matt Hazeltine
LH	80	Jerry Mertens
RH	20	Bill Stits
LS	42	Jim Ridlon
	29	Bill Atkins
RS	29	Bill Atkins
	47	Dicky Moegle
	42	Jim Ridlon

1959

Offense		
LE	88	Clyde Conner
	87	Fred Dugan
	27	R.C. Owens
	47	Dicky Moegle
LT	78	John Thomas
	76	John Gonzaga
LG	77	Bruce Bosley
	66	John Wittenborn

C	53	Frank Morze
	52	Karl Rubke
RG	64	Ted Connolly
RT	79	Bob St.Clair
RE	84	Billy Wilson
QB	14	Y.A. Tittle
	12	John Brodie
LHB	24	J.D. Smith
	39	Hugh McElhenny
RHB	39	Hugh McElhenny
	27	R.C. Owens
	87	Fred Dugan
	24	J.D. Smith
FB	34	Joe Perry
	28	C.R. Roberts

Defense

LE	75	Ed Henke
LT	73	Leo Nomellini
RT	63	Monte Clark
	74	Henry Schmidt
	72	Bill Herchman
RE	70	Charlie Krueger
LLB	33	Clancy Osborne
	52	Karl Rubke
MLB	50	Jerry Tubbs
RLB	55	Matt Hazeltine
LH	80	Jerry Mertens
RH	40	Abe Woodson
LS	25	Dave Baker
RS	44	Eddie Dove

1960

Offense		
LE	88	Clyde Conner
LT	78	John Thomas
	63	Monte Clark
LG	77	Bruce Bosley
C	53	Frank Morze
	52	Karl Rubke
RG	62	Mike Magac
	64	Ted Connolly
RT	79	Bob St.Clair
	76	Len Rohde
RE	85	Monty Stickles
	87	Dee Mackey
QB	12	John Brodie
	14	Y.A. Tittle
LHB	39	Hugh McElhenny
	24	J.D. Smith
RHB	27	R.C. Owens
	39	Hugh McElhenny
FB	24	J.D. Smith
	28	C.R. Roberts

Defense

LE	86	Dan Colchico
	63	Monte Clark
LT	73	Leo Nomellini
	74	Henry Schmidt
RT	63	Monte Clark
	53	Frank Morze
RE	70	Charlie Krueger
LLB	83	Gordon Kelley
	33	Clancy Osborne
MLB	54	Bob Harrison
	75	Ed Henke
RLB	55	Matt Hazeltine
	75	Ed Henke

LH	80	Jerry Mertens
RH	40	Abe Woodson
LS	25	Dave Baker
	42	Jim Ridlon
RS	44	Eddie Dove

1961

Offense

LE	89	Aaron Thomas (6)
	88	Clyde Conner (5)
LT	78	John Thomas (14)
LG	77	Bruce Bosley (14)
C	53	Frank Morze (14)
RG	64	Ted Connolly (14)
RT	79	Bob St.Clair (12)
	76	Len Rohde (2)
RE	85	Monty Stickles (14)
QB	12	John Brodie (14)
LHB	24	J.D. Smith (12)
	40	Abe Woodson (2)
RHB	27	R.C. Owens (13)
FB	32	C.R. Roberts.(10)

Defense

LE	86	Dan Colchico (14)
LT	73	Leo Nomellini (14)
RT	63	Monte Clark (8)
	70	Charlie Krueger (5)
RE	70	Charlie Krueger (9)
	60	Roland Lakes (5)
LLB	83	Gordon Kelley (14)
	33	Clancy Osborne (5)
MLB	54	Bob Harrison (10)
	66	Carlton Kammerer (4)
RLB	55	Matt Hazeltine (14)
LH	80	Jerry Mertens (10)
	40	Abe Woodson (4)
RH	40	Abe Woodson (7)
	37	Jimmy Johnson (7)
LS	25	Dave Baker (14)
RS	44	Eddie Dove (14)

1962

Offense

LE	88	Clyde Conner (9)
	85	Monty Stickles (5)
LT	60	Roland Lakes (8)
	78	John Thomas (6)
LG	62	Mike Magac (14)
C	77	Bruce Bosley (9)
	52	Karl Rubke (5)
RG	64	Ted Connolly (11)
	72	Leon Donohue (3)
RT	79	Bob St.Clair (7)
	76	Len Rohde (5)
RE	85	Monty Stickles (9)
	30	Bernie Casey (5)
QB	12	John Brodie (14)
LHB	17	Billy Kilmer (10)
	24	J.D. Smith (1)
	35	Bobby Gaiters (1)
	33	Jim Vollenweider (1)
	88	Clyde Conner (1)
RHB	37	Jimmy Johnson (7)
	30	Bernie Casey (6)
FB	24	J.D. Smith (13)

Defense

LE	86	Dan Colchico (14)
LT	73	Leo Nomellini (14)

RT	70	Charlie Krueger (13)
RE	74	Clark Miller (11)
	75	John Mellekus (1)
LLB	54	Ed Pine (12)
MLB	78	John Thomas (7)
	66	Carlton Kammerer (7)
RLB	55	Matt Hazeltine (14)
LH	80	Jerry Mertens (10)
	45	Elbert Kimbrough (3)
RH	40	Abe Woodson (14)
LS	45	Elbert Kimbrough (6)
	42	Jim Ridlon (6)
	80	Jerry Mertens (2)
RS	44	Eddie Dove (10)
	29	Dale Messer (4)

1963

Offense

LE	88	Clyde Conner (9)
	37	Jimmy Johnson (2)
	30	Bernie Casey (2)
LT	76	Len Rohde (14)
LG	78	John Thomas (12)
	77	Bruce Bosley (2)
C	77	Bruce Bosley (7)
	52	Karl Rubke (7)
RG	72	Leon Donohue (14)
RT	79	Bob St.Clair (14)
RE	85	Monty Stickles (8)
	84	Gary Knafelc (6)
QB	17	Lamar McHan (9)
	12	John Brodie (3)
	11	Bobby Waters (2)
LHB	42	Don Lisbon (8)
	32	Lloyd Winston (3)
RHB	30	Bernie Casey (10)
FB	24	J.D. Smith (13)

Defense

LE	86	Dan Colchico (14)
LT	70	Charlie Krueger (7)
	73	Leo Nomellini (6)
RT	60	Roland Lakes (13)
RE	74	Clark Miller (14)
LLB	54	Ed Pine (14)
MLB	53	Mike Dowdle (13)
RLB	55	Matt Hazeltine (13)
LH	39	Kermit Alexander (11)
RH	40	Abe Woodson (13)
LS	45	Elbert Kimbrough (11)
RS	37	Jim Johnson (11)
	39	Kermit Alexander (3)

1964

Offense

LE	81	Dave Parks (14)
LT	76	Len Rohde (14)
LG	78	John Thomas (14)
C	77	Bruce Bosley (14)
RG	72	Leon Donohue (14)
RT	67	Walter Rock (14)
RE	85	Monty Stickles (14)
QB	12	John Brodie (12)
	10	George Mira (2)
LHB	30	Bernie Casey (7)
	42	Don Lisbon (4)
	17	Billy Kilmer (3)
RHB	30	Bernie Casey (6)
	43	Dave Kopay (5)

	42	Don Lisbon (2)
FB	38	Mike Lind (10)
	22	Gary Lewis (3)
Defense		
LE	86	Dan Colchico (11)
	52	Karl Rubke (3)
LT	70	Charlie Krueger (14)
RT	60	Roland Lakes (14)
RE	74	Clark Miller (12)
LLB	64	Dave Wilcox (9)
	54	Ed Pine (4)
MLB	53	Mike Dowdle (14)
RLB	55	Matt Hazeltine (14)
LH	37	Jim Johnson (14)
RH	40	Abe Woodson (7)
	48	Ben Scotti (7)
LS	45	Elbert Kimbrough (13)
	39	Kermit Alexander (1)
RS	39	Kermit Alexander (12)

1965

Offense

LE	81	Dave Parks (14)
LT	76	Len Rohde (14)
LG	78	John Thomas (14)
C	77	Bruce Bosley (14)
RG	68	Howard Mudd (14)
RT	67	Walter Rock (14)
RE	85	Monty Stickles (14)
QB	12	John Brodie (13)
	10	George Mira (1)
LHB	44	John David Crow (13)
RHB	30	Bernie Casey (14)
FB	40	Ken Willard (14)

Defense

LE	52	Karl Rubke (11)
LT	70	Charlie Krueger (14)
RT	60	Roland Lakes (13)
RE	74	Clark Miller (14)
LLB	64	Dave Wilcox (14)
MLB	53	Mike Dowdle (11)
	50	Ed Beard (3)
RLB	55	Matt Hazeltine (8)
	58	Jack Chapple (6)
LH	37	Jim Johnson (14)
RH	80	Jerry Mertens (13)
	39	Kermit Alexander (1)
LS	45	Elbert Kimbrough (14)
RS	39	Kermit Alexander (9)
	20	George Donnelly (5)

1966

Offense

LE	81	Dave Parks (14)
LT	76	Len Rohde (14)
LG	78	John Thomas (14)
C	77	Bruce Bosley (14)
RG	68	Howard Mudd (14)
RT	67	Walter Rock (14)
RE	85	Monty Stickles (14)
QB	12	John Brodie (13)
	10	George Mira (1)
HB	44	John David Crow (14)
FB	40	Ken Willard (14)
FL	30	Bernie Casey (13)

Defense

LE	75	Jim Norton (11)
	80	Stan Hindman (3)



LT	70	Charlie Krueger (14)
RT	60	Roland Lakes (14)
RE	74	Clark Miller (14)
LLB	64	Dave Wilcox (14)
MLB	50	Ed Beard (14)
RLB	55	Matt Hazeltine (12)
LH	37	Jim Johnson (14)
RH	39	Kermit Alexander (14)
LS	45	Elbert Kimbrough (13)
RS	20	George Donnelly (6)
	27	Alvin Randolph (5)

1967

Offense

LE	81	Dave Parks (9)
	83	Sonny Randle (5)
LT	76	Len Rohde (14)
LG	66	Elmer Collett (9)
	78	John Thomas (5)
C	77	Bruce Bosley (14)
RG	68	Howard Mudd (14)
RT	67	Walter Rock (14)
RE	85	Monty Stickles (8)
	89	Bob Windsor (6)
QB	12	John Brodie (10)
	11	Steve Spurrier (2)
	10	George Mira (2)
HB	44	John David Crow (14)
FB	40	Ken Willard (14)
FL	88	Dick Witcher (9)
	83	Sonny Randle (5)

Defense

LE	80	Stan Hindman (13)
LT	70	Charlie Krueger (14)
RT	60	Roland Lakes (13)
RE	74	Clark Miller (13)
LLB	64	Dave Wilcox (14)
MLB	50	Ed Beard (14)
RLB	55	Matt Hazeltine (12)
LH	37	Jim Johnson (11)
RH	39	Kermit Alexander (13)
SS	45	Elbert Kimbrough (13)
FS	35	Goose Gonsoulin (7)
	20	George Donnelly (6)

1968

Offense

LE	88	Dick Witcher (14)
LT	76	Len Rohde (14)
LG	66	Elmer Collett (14)
C	77	Bruce Bosley (14)
RG	68	Howard Mudd (14)
RT	79	Cas Banaszek (14)
RE	44	John David Crow (14)
QB	12	John Brodie (14)
RB	40	Ken Willard (14)
RB	22	Gary Lewis (14)
FL	85	Clifton McNeil (14)

Defense

LE	80	Stan Hindman (14)
LT	70	Charlie Krueger (14)
RT	60	Roland Lakes (14)
RE	74	Clark Miller (14)
LLB	64	Dave Wilcox (14)
MLB	50	Ed Beard (14)
RLB	55	Matt Hazeltine (14)
LH	37	Jim Johnson (14)
RH	39	Kermit Alexander (14)

SS	27	Alvin Randolph (14)
FS	30	Johnny Fuller (10)
	32	Mel Phillips (3)

1969

Offense

LE	18	Gene Washington (14)
LT	76	Len Rohde (14)
LG	66	Elmer Collett (14)
C	75	Forrest Blue (14)
RG	69	Woody Peoples (14)
RT	79	Cas Banaszek (14)
RE	89	Bob Windsor (14)
QB	11	Steve Spurrier (8)
	12	John Brodie (6)
RB	40	Ken Willard (13)
RB	42	Doug Cunningham (13)
FL	88	Dick Witcher (7)
	85	Clifton McNeil (7)

Defense

LE	80	Stan Hindman (10)
	74	Earl Edwards (4)
LT	70	Charlie Krueger (14)
RT	60	Roland Lakes (14)
RE	72	Bill Belk (12)
LLB	64	Dave Wilcox (14)
MLB	57	Frank Nunley (10)
	50	Ed Beard (4)
RLB	52	Skip Vanderbunt (12)
LH	37	Jim Johnson (14)
RH	39	Kermit Alexander (12)
SS	27	Alvin Randolph (11)
FS	32	Mel Phillips (9)
	25	Roosevelt Taylor (5)

1970

Offense

WR	88	Dick Witcher (10)
	85	Preston Riley (4)
LT	76	Len Rohde (14)
LG	65	Randy Beisler (12)
C	75	Forrest Blue (14)
RG	69	Woody Peoples (14)
RT	79	Cas Banaszek (12)
TE	89	Bob Windsor (14)
WR	18	Gene Washington (13)
QB	12	John Brodie (14)
RB	40	Ken Willard (14)
RB	42	Doug Cunningham (12)

Defense

LE	53	Tommy Hart (14)
LT	70	Charlie Krueger (14)
RT	60	Roland Lakes (14)
RE	72	Bill Belk (10)
	86	Cedrick Hardman (4)
LLB	64	Dave Wilcox (14)
MLB	57	Frank Nunley (14)
RLB	52	Skip Vanderbunt (12)
LCB	37	Jim Johnson (14)
RCB	44	Bruce Taylor (13)
SS	32	Mel Phillips (14)
FS	43	Windlan Hall (14)

1971

Offense

WR	88	Dick Witcher (14)
LT	76	Len Rohde (14)
LG	65	Randy Beisler (14)

C	75	Forrest Blue (14)
RG	69	Woody Peoples (14)
RT	79	Cas Banaszek (14)
TE	82	Ted Kwalick (14)
WR	18	Gene Washington (14)
QB	12	John Brodie (14)
RB	40	Ken Willard (14)
RB	22	Vic Washington (13)

Defense

LE	53	Tommy Hart (14)
LT	70	Charlie Krueger (10)
	80	Stan Hindman (4)
RT	74	Earl Edwards (14)
RE	86	Cedrick Hardman (13)
LLB	64	Dave Wilcox (14)
MLB	57	Frank Nunley (14)
RLB	52	Skip Vanderbunt (14)
LCB	37	Jim Johnson (14)
RCB	44	Bruce Taylor (14)
SS	32	Mel Phillips (11)
	23	Johnny Fuller (3)
FS	25	Roosevelt Taylor (11)

1972

Offense

WR	18	Gene Washington (14)
LT	76	Len Rohde (14)
LG	65	Randy Beisler (14)
C	75	Forrest Blue (14)
RG	69	Woody Peoples (14)
RT	79	Cas Banaszek (13)
TE	82	Ted Kwalick (14)
WR	85	Preston Riley (9)
	88	Dick Witcher (5)
QB	11	Steve Spurrier (11)
	12	John Brodie (3)
RB	22	Vic Washington (13)
RB	40	Ken Willard (11)
	35	Larry Schreiber (3)

Defense

LE	53	Tommy Hart (14)
LT	70	Charlie Krueger (14)
RT	74	Earl Edwards (12)
RE	86	Cedrick Hardman (12)
LLB	64	Dave Wilcox (14)
MLB	57	Frank Nunley (9)
	50	Ed Beard (5)
RLB	52	Skip Vanderbunt (14)
LCB	37	Jim Johnson (14)
RCB	44	Bruce Taylor (14)
SS	32	Mel Phillips (14)
FS	38	Mike Simpson (9)
	23	Johnny Fuller (5)

1973

Offense

WR	46	Dan Abramowicz (11)
	17	John Isenbarger (3)
LT	76	Len Rohde (14)
LG	67	John Watson (7)
	65	Randy Beisler (7)
C	75	Forrest Blue (14)
RG	69	Woody Peoples (14)
RT	79	Cas Banaszek (9)
	67	John Watson (5)
TE	82	Ted Kwalick (14)
WR	18	Gene Washington (13)
QB	12	John Brodie (6)

	11	Steve Spurrier (5)
	19	Joe Reed (3)
RB	22	Vic Washington (13)
RB	40	Ken Willard (9)
	35	Larry Schreiber (4)

Defense

LE	53	Tommy Hart (14)
LT	70	Charlie Krueger (14)
RT	56	Bob Hoskins (13)
RE	86	Cedrick Hardman (11)
	72	Bill Belk (3)
LLB	64	Dave Wilcox (14)
MLB	58	Jim Sniadecki (11)
	57	Frank Nunley (3)
RLB	59	Willie Harper (11)
	52	Skip Vanderbunt (3)
LCB	37	Jim Johnson (13)
RCB	44	Bruce Taylor (11)
	49	Ralph McGill (3)
SS	32	Mel Phillips (14)
FS	38	Mike Simpson (7)
	43	Windlan Hall (5)

1974

Offense

WR	18	Gene Washington (14)
LT	76	Len Rohde (14)
LG	67	John Watson (12)
C	75	Forrest Blue (12)
RG	69	Woody Peoples (9)
	65	Randy Beisler (2)
	77	Jean Barrett (2)
RT	79	Cas Banaszek (14)
TE	84	Tom Mitchell (13)
WR	46	Dan Abramowicz (14)
QB	14	Tom Owen (7)
	19	Joe Reed (4)
	10	Dennis Morrison (2)
	16	Norm Snead (1)
RB	40	Wilbur Jackson (12)
RB	35	Larry Schreiber (13)

Defense

LE	53	Tommy Hart (14)
LT	72	Bill Belk (13)
RT	56	Bob Hoskins (14)
RE	86	Cedrick Hardman (14)
LLB	64	Dave Wilcox (11)
	52	Skip Vanderbunt (3)
MLB	57	Frank Nunley (13)
RLB	59	Willie Harper (14)
LCB	37	Jim Johnson (13)
RCB	44	Bruce Taylor (8)
	49	Ralph McGill (6)
SS	32	Mel Phillips (6)
	43	Windlan Hall (6)
FS	43	Windlan Hall (6)
	20	Mike Holmes (6)

1975

Offense

WR	18	Gene Washington (14)
LT	67	John Watson (12)
LG	68	Bob Penchion (8)
	77	Jean Barrett (6)
C	54	Bill Reid (13)
RG	69	Woody Peoples (14)
RT	79	Cas Banaszek (14)
TE	84	Tom Mitchell (12)

WR	88	Terry Beasley (6)
	20	Mike Holmes (4)
	22	Bob Hayes (3)
QB	16	Norm Snead (7)
	11	Steve Spurrier (6)
	14	Tom Owen (1)
RB	24	Delvin Williams (12)
RB	35	Larry Schreiber (14)

Defense

LE	53	Tommy Hart (14)
LT	60	Bill Sandifer (12)
RT	56	Bob Hoskins (14)
RE	86	Cedrick Hardman (14)
LLB	52	Skip Vanderbunt (14)
MLB	57	Frank Nunley (14)
RLB	50	Dave Washington (14)
LCB	37	Jim Johnson (14)
RCB	44	Bruce Taylor (11)
SS	32	Mel Phillips (8)
	43	Windlan Hall (3)
FS	49	Ralph McGill (9)
	43	Windlan Hall (5)

1976

Offense

WR	18	Gene Washington (14)
LT	77	Jean Barrett (14)
LG	65	Steve Lawson (13)
C	62	Randy Cross (12)
	67	John Watson (4)
RG	61	Andy Maurer (8)
	67	John Watson (6)
RT	79	Cas Banaszek (8)
	71	Keith Fahnhorst (6)
TE	84	Tom Mitchell (14)
WR	87	Jim Lash (7)
	81	Willie McGee (6)
QB	16	Jim Plunkett (12)
	19	Scott Bull (2)
RB	24	Delvin Williams (14)
RB	40	Wilbur Jackson (14)

Defense

LE	53	Tommy Hart (14)
LT	74	Jimmy Webb (14)
RT	72	Cleveland Elam (14)
RE	86	Cedrick Hardman (11)
LLB	52	Skip Vanderbunt (14)
MLB	57	Frank Nunley (12)
RLB	50	Dave Washington (14)
LCB	37	Jim Johnson (13)
RCB	44	Bruce Taylor (13)
SS	32	Mel Phillips (13)
FS	49	Ralph McGill (10)
	23	Bruce Rhodes (3)

1977

Offense

WR	18	Gene Washington (14)
LT	77	Jean Barrett (14)
LG	65	Steve Lawson (13)
C	51	Randy Cross (14)
RG	69	Woody Peoples (14)
RT	71	Keith Fahnhorst (14)
TE	84	Tom Mitchell (13)
WR	83	Kenny Harrison (10)
QB	16	Jim Plunkett (14)
RB	40	Wilbur Jackson (14)
RB	24	Delvin Williams (14)

**Defense**

LE	53	Tommy Hart (14)
LT	74	Jimmy Webb (13)
RT	72	Cleveland Elam (14)
RE	86	Cedrick Hardman (14)
LLB	52	Skip Vanderbundt (9)
	59	Willie Harper (5)
MLB	55	Bruce Elia (7)
	52	Skip Vanderbundt (5)
	54	Ed Bradley (2)
RLB	50	Dave Washington (10)
	59	Willie Harper (4)
LCB	42	Anthony Leonard (13)
RCB	44	Bruce Taylor (14)
SS	32	Mel Phillips (14)
FS	49	Ralph McGill (13)

1978**Offense**

WR	84	Elmo Boyd (7)
	83	Kenny Harrison (6)
	80	Terry LeCount (3)
LT	67	Ron Singleton (8)
	68	John Ayers (8)
LG	65	Ernie Hughes (11)
	68	John Ayers (4)
C	51	Randy Cross (9)
	56	Fred Quillan (7)
RG	62	Walt Downing (14)
RT	71	Keith Fahnhorst (15)
TE	81	Ken MacAfee (13)
WR	88	Freddie Solomon (14)
QB	17	Steve DeBerg (11)
	19	Scott Bull (5)
RB	32	O.J. Simpson (10)
	36	Paul Hofer (6)
RB	33	Greg Boykin (8)
	38	Bob Ferrell (8)

Defense

LE	78	Archie Reese (12)
	72	Cleveland Elam (4)
LT	74	Jimmy Webb (16)
RT	75	Ed Galigher (15)
RE	86	Cedrick Hardman (16)
LLB	50	Joe Harris (16)
MLB	57	Dan Bunz (16)
RLB	54	Ed Bradley (15)
LCB	42	Anthony Leonard (10)
	49	Vern Roberson (4)
RCB	22	Eddie Lewis (16)
SS	24	Chuck Crist (9)
	26	Bob Jury (7)
FS	49	Vern Roberson (9)
	24	Chuck Crist (6)

1979**Offense**

WR	88	Freddie Solomon (8)
	87	Dwight Clark (4)
LT	67	Ron Singleton (15)
LG	68	John Ayers (16)
C	56	Fred Quillan (16)
RG	51	Randy Cross (16)
RT	71	Keith Fahnhorst (16)
TE	81	Ken MacAfee (12)
WR	84	Mike Shumann (14)
QB	17	Steve DeBerg (15)
	16	Joe Montana (1)

RB	32	O.J. Simpson (8)
	36	Paul Hofer (7)
RB	40	Wilbur Jackson (15)

Defense

LE	78	Archie Reese (16)
LT	75	Ted Vincent (15)
RT	74	Jimmy Webb (15)
RE	86	Cedrick Hardman (11)
	76	Dwaine Board (5)
LLB	55	Scott Hilton (6)
	52	Jeff McIntyre (3)
	54	Bob Martin (2)
	50	Ron Shumon (2)
MLB	57	Dan Bunz (12)
RLB	59	Willie Harper (16)
LCB	28	Charles Cornelius (14)
RCB	29	Gerard Williams (14)
SS	30	Tim Gray (15)
FS	27	Tony Dungy (7)
	46	Melvin Morgan (5)
	22	Dwight Hicks (4)

1980**Offense**

WR	87	Dwight Clark (12)
LT	67	Ron Singleton (15)
LG	68	John Ayers (16)
C	56	Fred Quillan (16)
RG	51	Randy Cross (16)
RT	71	Keith Fahnhorst (16)
TE	86	Charlie Young (15)
WR	88	Freddie Solomon (12)
	89	James Owens (4)
QB	17	Steve DeBerg (9)
	16	Joe Montana (7)
RB	36	Paul Hofer (6)
	47	Don Woods (5)
	35	Lenvil Elliott (3)
RB	49	Earl Cooper (16)

Defense

<i>4 – 3 alignment—</i>		
<i>(Games 1 – 10, 13, 16)</i>		
LE	74	Jimmy Webb (5)
	79	Jim Stuckey (5)
	65	Lawrence Pillers (2)
LT	78	Archie Reese (12)
RT	75	Ted Vincent (10)
	65	Lawrence Pillers (2)
RE	74	Jimmy Webb (6)
	76	Dwaine Board (3)
	65	Lawrence Pillers (2)
LLB	59	Willie Harper (9)
	58	Keena Turner (2)
MLB	55	Scott Hilton (6)
	57	Dan Bunz (6)
RLB	52	Bobby Leopold (12)
LCB	46	Melvin Morgan (5)
	28	Charles Cornelius (5)
	29	Gerard Williams (1)
	26	Ray Rhodes (1)
RCB	44	Charles Johnson (10)
	26	Ray Rhodes (2)
SS	33	Ricky Churchman (11)
	26	Ray Rhodes (1)
FS	22	Dwight Hicks (12)

Defense

<i>*switched to 3 – 4 alignment—</i>		
<i>(Games 11, 12, 14, 15)</i>		

LE	79	Jim Stuckey (4)
NT	78	Archie Reese (4)
RE	65	Lawrence Pillers (4)
LOLB	59	Willie Harper (2)
	58	Keena Turner (2)
LILB	57	Dan Bunz (4)
RILB	50	Terry Tautolo (3)
	55	Scott Hilton (1)
ROLB	52	Bobby Leopold (3)
	50	Terry Tautolo (1)
LCB	26	Ray Rhodes (3)
	28	Charles Cornelius (1)
RCB	44	Charles Johnson (4)
SS	33	Ricky Churchman (4)
FS	22	Dwight Hicks (4)

1981**Offense**

WR	87	Dwight Clark (16)
LT	61	Dan Audick (16)
LG	68	John Ayers (16)
C	56	Fred Quillan (16)
RG	51	Randy Cross (16)
RT	71	Keith Fahnhorst (16)
TE	86	Charlie Young (16)
WR	88	Freddie Solomon (15)
QB	16	Joe Montana (16)
RB	32	Ricky Patton (16)
RB	49	Earl Cooper (11)
	38	Johnny Davis (4)

Defense*3 – 4 alignment—(14 games)*

LE	79	Jim Stuckey (13)
NT	78	Archie Reese (13)
RE	76	Dwaine Board (11)
LOLB	59	Willie Harper (13)
LILB	57	Dan Bunz (8)
	64	Jack Reynolds (4)
RILB	64	Jack Reynolds (9)
	54	Craig Puki (4)
ROLB	58	Keena Turner (13)
LCB	42	Ronnie Lott (13)
RCB	21	Eric Wright (13)
SS	27	Carlton Williamson (13)
FS	22	Dwight Hicks (13)

Defense*4 – 3 alignment—(Games 10, 16)*

LE	79	Jim Stuckey (3)
LT	78	Archie Reese (3)
RT	65	Lawrence Pillers (2)
	76	Dwaine Board (1)
RE	74	Jimmy Webb (3)
LLB	64	Jack Reynolds (2)
	59	Willie Harper (1)
MLB	54	Craig Puki (1)
	52	Bobby Leopold (1)
	64	Jack Reynolds (1)
RLB	58	Keena Turner (1)
	59	Willie Harper (1)
	52	Bobby Leopold (1)
LCB	42	Ronnie Lott (3)
RCB	21	Eric Wright (3)
SS	27	Carlton Williamson (3)
FS	22	Dwight Hicks (3)

1982**Offense**

WR	87	Dwight Clark (8)
----	----	------------------

LT	78	Lindsey Mason (8)
LG	68	John Ayers (8)
C	56	Fred Quillan (9)
RG	51	Randy Cross (8)
RT	71	Keith Fahnhorst (9)
TE	86	Charlie Young (8)
WR	88	Freddie Solomon (6)
QB	16	Joe Montana (9)
RB	25	Jeff Moore (4)
	30	Bill Ring (1)
RB	49	Earl Cooper (5)
	30	Bill Ring (2)

Defense

LE	79	Jim Stuckey (7)
	65	Lawrence Pillers (2)
NT	67	Pete Kugler (4)
	75	John Harty (4)
	65	Lawrence Pillers (1)
RE	75	John Harty (3)
	65	Lawrence Pillers (2)
	76	Dwaine Board (1)
	79	Jim Stuckey (1)
	67	Pete Kugler (1)
	72	Jeff Stover (1)
LOLB	59	Willie Harper (5)
	53	Milt McColl (2)
LILB	64	Jack Reynolds (8)
RILB	55	Bob Horn (6)
	57	Dan Bunz (2)
	64	Jack Reynolds (1)
ROLB	58	Keena Turner (9)
LCB	42	Ronnie Lott (9)
RCB	21	Eric Wright (7)
SS	27	Carlton Williamson (8)
FS	22	Dwight Hicks (9)

1983**Offense**

WR	87	Dwight Clark (12)
LT	77	Bubba Paris (16)
LG	68	John Ayers (16)
C	56	Fred Quillan (15)
RG	51	Randy Cross (15)
RT	71	Keith Fahnhorst (16)
TE	81	Russ Francis (14)
WR	88	Freddie Solomon (11)
QB	16	Joe Montana (16)
RB	26	Wendell Tyler (15)
RB	33	Roger Craig (12)
	30	Bill Ring (4)

Defense

LE	65	Lawrence Pillers (13)
NT	67	Pete Kugler (16)
RE	76	Dwaine Board (13)
LOLB	59	Willie Harper (16)
LILB	50	Riki Ellison (14)
RILB	64	Jack Reynolds (13)
ROLB	58	Keena Turner (14)
LCB	42	Ronnie Lott (12)
RCB	21	Eric Wright (15)
SS	27	Carlton Williamson (8)
	24	Rick Gervais (5)
	45	Bobby Leopold (2)
FS	22	Dwight Hicks (15)

1984**Offense**

WR	87	Dwight Clark (15)
----	----	-------------------

LT	77	Bubba Paris (15)
LG	68	John Ayers (16)
C	56	Fred Quillan (16)
RG	51	Randy Cross (16)
RT	71	Keith Fahnhorst (15)
TE	89	Earl Cooper (8)
	81	Russ Francis (7)
WR	88	Freddie Solomon (13)
QB	16	Joe Montana (15)
	6	Matt Cavanaugh (1)
RB	26	Wendell Tyler (15)
RB	33	Roger Craig (16)

Defense

LE	79	Jim Stuckey (7)
	65	Lawrence Pillers (7)
NT	78	Manu Tuiaosopo (16)
RE	76	Dwaine Board (16)
LOLB	57	Dan Bunz (16)
LILB	50	Riki Ellison (16)
RILB	64	Jack Reynolds (14)
ROLB	58	Keena Turner (16)
LCB	42	Ronnie Lott (8)
	29	Mario Clark (6)
	22	Dwight Hicks (1)
	49	Jeff Fuller (1)
RCB	21	Eric Wright (14)
	42	Ronnie Lott (2)
SS	27	Carlton Williamson (15)
FS	22	Dwight Hicks (15)
	42	Ronnie Lott (1)

1985**Offense**

WR	87	Dwight Clark (14)
LT	77	Bubba Paris (16)
LG	68	John Ayers (16)
C	56	Fred Quillan (16)
RG	51	Randy Cross (14)
RT	71	Keith Fahnhorst (16)
TE	81	Russ Francis (15)
WR	88	Freddie Solomon (12)
	80	Jerry Rice (4)
QB	16	Joe Montana (15)
	6	Matt Cavanaugh (1)
RB	26	Wendell Tyler (13)
RB	33	Roger Craig (15)

Defense

LE	72	Jeff Stover (11)
	75	John Harty (4)
NT	95	Michael Carter (9)
	78	Manu Tuiaosopo (7)
RE	76	Dwaine Board (16)
LOLB	90	Todd Shell (12)
	53	Milt McColl (4)
LILB	50	Riki Ellison (16)
RILB	99	Michael Walter (13)
ROLB	58	Keena Turner (16)
LCB	42	Ronnie Lott (10)
	22	Dwight Hicks (6)
RCB	21	Eric Wright (16)
SS	27	Carlton Williamson (16)
FS	22	Dwight Hicks (10)
	42	Ronnie Lott (6)

1986**Offense**

WR	87	Dwight Clark (14)
LT	77	Bubba Paris (9)



69	Bruce Collie (7)
LG 68	John Ayers (14)
C 56	Fred Quillan (16)
RG 51	Randy Cross (16)
RT 71	Keith Fahnhorst (16)
TE 81	Russ Francis (14)
WR 80	Jerry Rice (15)
QB 16	Joe Montana (8)
9	Jeff Kemp (6)
15	Mike Moroski (2)
RB 28	Joe Cribbs (10)
RB 33	Roger Craig (15)
Defense	
LE 72	Jeff Stover (6)
75	John Harty (5)
78	Manu Tuaiasosopo (3)
76	Dwayne Board (2)
NT 95	Michael Carter (13)
78	Manu Tuaiasosopo (3)
RE 76	Dwayne Board (12)
LOLB 53	Milt McColl (16)
LILB 50	Riki Ellison (16)
RILB 55	Jim Fahnhorst (15)
ROLB 58	Keena Turner (16)
LCB 22	Tim McKyer (16)
RCB 29	Don Griffin (15)
SS 27	Carlton Williamson (16)
FS 42	Ronnie Lott (14)

1987

Offense	
WR 85	Michael Wilson (8)
87	Dwight Clark (3)
82	John Taylor (2)
LT 77	Bubba Paris (10)
LG 61	Jesse Sapolu (9)
62	Guy McIntyre (3)
C 51	Randy Cross (8)
56	Fred Quillan (4)
RG 69	Bruce Collie (8)
51	Randy Cross (4)
RT 79	Harris Barton (9)
71	Keith Fahnhorst (3)
TE 81	Russ Francis (7)
86	John Frank (5)
WR 80	Jerry Rice (11)
QB 16	Joe Montana (11)
8	Steve Young (3)
11	Bob Gagliano (1)
RB 33	Roger Craig (9)
28	Joe Cribbs (3)
RB 44	Tom Rathman (7)
33	Roger Craig (5)
Defense	
LE 67	Pete Kugler (7)
72	Jeff Stover (5)
NT 95	Michael Carter (12)
RE 76	Dwayne Board (10)
LOLB 53	Milt McColl (11)
LILB 50	Riki Ellison (12)
RILB 99	Michael Walter (12)
ROLB 58	Keena Turner (10)
90	Todd Shell (2)
LCB 22	Tim McKyer (10)
29	Don Griffin (2)
RCB 29	Don Griffin (10)
SS 49	Jeff Fuller (10)
FS 42	Ronnie Lott (12)

1988	
Offense	
WR 85	Michael Wilson (10)
81	Wes Chandler (4)
82	John Taylor (2)
LT 74	Steve Wallace (16)
LG 61	Jesse Sapolu (16)
C 51	Randy Cross (16)
RG 62	Guy McIntyre (12)
69	Bruce Collie (4)
RT 79	Harris Barton (15)
TE 89	Ron Heller (9)
86	John Frank (6)
WR 80	Jerry Rice (16)
QB 16	Joe Montana (13)
8	Steve Young (3)
RB 33	Roger Craig (15)
RB 44	Tom Rathman (16)

Defense

3-4 alignment

LE 91	Larry Roberts (14)
NT 95	Michael Carter (14)
RE 75	Kevin Fagan (13)
LOLB 94	Charles Haley (14)
LILB 50	Riki Ellison (12)
RILB 99	Michael Walter (14)
ROLB 58	Keena Turner (7)
53	Bill Romanowski (7)
LCB 22	Tim McKyer (14)
RCB 21	Eric Wright (9)
29	Don Griffin (5)
SS 49	Jeff Fuller (14)
FS 42	Ronnie Lott (12)

Defense

4-3 alignment—(Games 4, 14)

LE 91	Larry Roberts (2)
LT 95	Michael Carter (2)
RT 92	Kevin Lilly (1)
67	Pete Kugler (1)
RE 96	Daniel Stubbs (1)
75	Kevin Fagan (1)
ILB 58	Keena Turner (1)
55	Jim Fahnhorst (1)
ILB 50	Riki Ellison (1)
99	Michael Walter (1)
RLB 99	Michael Walter (1)
53	Bill Romanowski (1)
LCB 22	Tim McKyer (2)
RCB 29	Don Griffin (1)
21	Eric Wright (1)
SS 49	Jeff Fuller (2)
FS 46	Tom Holmoe (2)

1989

Offense	
WR 82	John Taylor (15)
85	Michael Wilson (1)
LT 77	Bubba Paris (16)
LG 62	Guy McIntyre (14)
C 61	Jesse Sapolu (16)
RG 69	Bruce Collie (14)
RT 79	Harris Barton (15)
TE 84	Brent Jones (16)
WR 80	Jerry Rice (16)
QB 16	Joe Montana (13)
8	Steve Young (3)
RB 33	Roger Craig (16)

RB 44	Tom Rathman (16)
Defense	
LE 78	Pierce Holt (10)
91	Larry Roberts (5)
NT 95	Michael Carter (8)
67	Pete Kugler (5)
RE 75	Kevin Fagan (15)
LOLB 94	Charles Haley (16)
LILB 54	Matt Millen (9)
55	Jim Fahnhorst (7)
RILB 99	Michael Walter (16)
ROLB 58	Keena Turner (12)
53	Bill Romanowski (4)
LCB 26	Darryl Pollard (14)
RCB 29	Don Griffin (16)
SS 31	Chet Brooks (16)
FS 42	Ronnie Lott (9)
49	Jeff Fuller (5)

1990

Offense	
WR 82	John Taylor (14)
LT 77	Bubba Paris (16)
LG 62	Guy McIntyre (16)
C 61	Jesse Sapolu (16)
RG 79	Harris Barton (16)
RT 74	Steve Wallace (16)
TE 84	Brent Jones (16)
WR 80	Jerry Rice (16)
QB 16	Joe Montana (15)
8	Steve Young (1)
RB 33	Roger Craig (12)
35	Dexter Carter (4)
RB 44	Tom Rathman (16)
Defense	
LE 78	Pierce Holt (16)
NT 95	Michael Carter (13)
64	Jim Burt (3)
RE 75	Kevin Fagan (16)
LOLB 94	Charles Haley (16)
LILB 54	Matt Millen (16)
RILB 59	Keith DeLong (13)
99	Michael Walter (3)
ROLB 53	Bill Romanowski (16)
LCB 26	Darryl Pollard (16)
RCB 29	Don Griffin (16)
SS 31	Chet Brooks (8)
43	Dave Waymer (5)
40	Johnnie Jackson (3)
FS 42	Ronnie Lott (9)
43	Dave Waymer (6)

1991

Offense	
WR 82	John Taylor (16)
LT 74	Steve Wallace (16)
LG 62	Guy McIntyre (16)
C 61	Jesse Sapolu (16)
RG 67	Roy Foster (16)
RT 79	Harris Barton (16)
TE 84	Brent Jones (9)
81	Jamie Williams (7)
WR 80	Jerry Rice (16)
QB 8	Steve Young (10)
13	Steve Bono (6)
RB 35	Dexter Carter (12)
30	Keith Henderson (4)
RB 44	Tom Rathman (16)

Defense	
LE 78	Pierce Holt (11)
96	Dennis Brown (4)
NT 95	Michael Carter (13)
RE 91	Larry Roberts (9)
75	Kevin Fagan (7)
LOLB 94	Charles Haley (14)
LILB 59	Keith DeLong (13)
RILB 99	Michael Walter (11)
90	Darin Jordan (3)
ROLB 53	Bill Romanowski (14)
LCB 36	Merton Hanks (7)
27	Mark Lee (4)
45	Kevin Lewis (3)
25	Eric Davis (2)
RCB 29	Don Griffin (16)
SS 43	Dave Waymer (15)
FS 22	Todd Bowles (14)

1992

Offense	
WR 82	John Taylor (8)
88	Mike Sherrard (8)
LT 74	Steve Wallace (16)
LG 62	Guy McIntyre (16)
C 61	Jesse Sapolu (16)
RG 67	Roy Foster (16)
RT 79	Harris Barton (14)
TE 84	Brent Jones (15)
WR 80	Jerry Rice (16)
QB 8	Steve Young (16)
RB 32	Ricky Watters (13)
RB 44	Tom Rathman (15)
Defense	
LE 78	Pierce Holt (15)
NT 95	Michael Carter (11)
97	Ted Washington (4)
RE 75	Kevin Fagan (11)
96	Dennis Brown (3)
97	Ted Washington (2)
LOLB 92	Tim Harris (14)
LILB 59	Keith DeLong (9)
53	Bill Romanowski (3)
99	Michael Walter (2)
RILB 99	Michael Walter (11)
53	Bill Romanowski (2)
ROLB 53	Bill Romanowski (11)
LCB 25	Eric Davis (16)
RCB 29	Don Griffin (16)
SS 41	David Whitmore (11)
31	Thane Gash (3)
36	Merton Hanks (2)
FS 28	Dana Hall (15)
40	Johnnie Jackson (1)

1993

Offense	
WR 82	John Taylor (16)
LT 74	Steve Wallace (15)
LG 62	Guy McIntyre (16)
C 61	Jesse Sapolu (16)
RG 64	Ralph Tamm (16)
RT 79	Harris Barton (15)
TE 84	Brent Jones (16)
WR 80	Jerry Rice (16)
QB 8	Steve Young (16)
RB 32	Ricky Watters (13)
RB 43	Marc Logan (11)

44	Tom Rathman (4)
Defense	
<i>3-4 alignment—(Games 1-5, 12)</i>	
LE 96	Dennis Brown (5)
NT 94	Dana Stubblefield (4)
97	Ted Washington (2)
RE 97	Ted Washington (2)
96	Dennis Brown* (1)
95	Artie Smith (2)
75	Kevin Fagan (1)
LOLB 58	Todd Kelly (5)
72	Mark Thomas (1)
LILB 59	Keith DeLong (2)
99	Mike Walter (3)
36	Merton Hanks* (1)
RILB 53	Bill Romanowski (6)
ROLB 55	John Johnson (4)
98	Antonio Goss (1)
LCB 25	Eric Davis (6)
RCB 29	Don Griffin (4)
26	Mike McGruder (2)
SS 46	Tim McDonald (6)
FS 28	Dana Hall (3)
36	Merton Hanks (3)
<i>18-Oct-changed to 4-3 alignment—(Games 6-11, 13-16)</i>	
LE 96	Dennis Brown (8)
95	Artie Smith (1)
92	Troy Wilson (1)
LT 94	Dana Stubblefield (9)
97	Ted Washington (1)
RT 97	Ted Washington (7)
96	Dennis Brown (2)
95	Artie Smith (1)
RE 75	Kevin Fagan (6)
95	Artie Smith (3)
92	Troy Wilson (1)
LLB 55	John Johnson (4)
53	Bill Romanowski (4)
99	Mike Walter (1)
59	Keith DeLong (1)
MLB 99	Mike Walter (6)
53	Bill Romanowski (2)
52	Larry Kelm (1)
RLB 53	Bill Romanowski (5)
55	John Johnson (3)
LCB 25	Eric Davis (10)
RCB 29	Don Griffin (8)
36	Merton Hanks (2)
SS 46	Tim McDonald (10)
FS 36	Merton Hanks (8)
28	Dana Hall (2)

1994

Offense	
WR 82	John Taylor (15)
88	Nate Singleton (1)
LT 74	Steve Wallace (16)
LG 61	Jesse Sapolu (13)
C 66	Bart Oates (15)
RG 63	Derrick Deese (15)
RT 79	Harris Barton (9)
65	Harry Boatswain (4)
75	Frank Pollack (3)
TE 84	Brent Jones (15)
WR 80	Jerry Rice (16)
QB 8	Steve Young (16)
RB 32	Ricky Watters (16)



RB	40	William Floyd (11)
	43	Marc Logan (5)
Defense		
LE	96	Dennis Brown (14)
LT	97	Bryant Young (16)
RT	94	Dana Stubblefield (14)
RE	57	Rickey Jackson (14)
LILB	54	Lee Woodall (13)
RILB	50	Gary Plummer (16)
ROLB	51	Ken Norton, Jr. (16)
LCB	25	Eric Davis (16)
RCB	21	Deion Sanders (12)
	36	Merton Hanks (4)
SS	46	Tim McDonald (16)
FS	36	Merton Hanks (11)
	28	Dana Hall (5)

1995

Offense		
WR	82	John Taylor (12)
LT	74	Steve Wallace (12)
	76	Kirk Scrafford (4)
LG	61	Jesse Sapolu (14)
	76	Kirk Scrafford (2)
C	66	Bart Oates (14)
	61	Jesse Sapolu (2)
RG	69	Rod Milstead (12)
RT	79	Harris Barton (12)
	76	Kirk Scrafford (4)
TE	84	Brent Jones (16)
WR	80	Jerry Rice (16)
QB	8	Steve Young (11)
	18	Elvis Grbac (5)
RB	20	Derek Loville (16)
RB	40	William Floyd (8)
	27	Adam Walker (7)
Defense		
LE	96	Dennis Brown (16)
LT	97	Bryant Young (12)
RT	94	Dana Stubblefield (16)
RE	57	Rickey Jackson (16)
LILB	54	Lee Woodall (16)
RILB	51	Ken Norton, Jr. (16)
ROLB	50	Gary Plummer (14)
LCB	25	Eric Davis (15)
RCB	23	Marquez Pope (16)
SS	46	Tim McDonald (16)
FS	36	Merton Hanks (16)

1996

Offense		
WR	81	Terrell Owens (10)
	83	J.J. Stokes (6)
LT	74	Steve Wallace (16)
LG	65	Ray Brown (16)
C	61	Jesse Sapolu (16)
RG	67	Chris Dalman (16)
RT	79	Harris Barton (13)
	75	Frank Pollack (2)
TE	84	Brent Jones (10)
	85	Ted Popson (6)
WR	80	Jerry Rice (16)
QB	8	Steve Young (13)
	18	Elvis Grbac (3)
RB	41	Terry Kirby (9)
	20	Derek Loville (7)
RB	40	William Floyd (9)
	44	Tommy Vardell (6)

	29	Anthony Lynn (1)
Defense		
LE	92	Roy Barker (16)
LT	97	Bryant Young (16)
RT	94	Dana Stubblefield (16)
RE	56	Chris Doleman (16)
LILB	54	Lee Woodall (14)
	51	Ken Norton, Jr. (2)
RILB	51	Ken Norton, Jr. (13)
ROLB	50	Gary Plummer (10)
	55	Kevin Mitchell (3)
LCB	22	Tyrone Drakeford (16)
RCB	23	Marquez Pope (16)
SS	46	Tim McDonald (16)
FS	36	Merton Hanks (16)

1997

Offense		
WR	83	J.J. Stokes (16)
LT	63	Derrick Deese (13)
LG	65	Ray Brown (16)
C	67	Chris Dalman (13)
RG	66	Kevin Gogan (16)
RT	76	Kirk Scrafford (16)
TE	84	Brent Jones (12)
	85	Greg Clark (4)
WR	81	Terrell Owens (15)
	80	Jerry Rice (1)
QB	8	Steve Young (15)
	14	Jim Druckenmiller (1)
RB	20	Garrison Hearst (13)
	41	Terry Kirby (3)
RB	40	William Floyd (15)
Defense		
LE	92	Roy Barker (14)
LT	97	Bryant Young (11)
	90	Junior Bryant (4)
RT	94	Dana Stubblefield (16)
RE	56	Chris Doleman (16)
LILB	54	Lee Woodall (16)
RILB	50	Gary Plummer (16)
ROLB	51	Ken Norton, Jr. (16)
LCB	26	Rod Woodson (14)
RCB	38	Darnell Walker (11)
	23	Marquez Pope (5)
SS	46	Tim McDonald (15)
FS	36	Merton Hanks (16)

1998

Offense		
WR	83	J.J. Stokes (12)
	81	Terrell Owens (4)
LT	63	Derrick Deese (8)
	72	Jamie Brown (5)
	74	Dave Fiore (3)
LG	65	Ray Brown (16)
C	67	Chris Dalman (15)
RG	66	Kevin Gogan (16)
RT	63	Derrick Deese (8)
	76	Kirk Scrafford (8)
TE	85	Greg Clark (9)
	82	Irv Smith (7)
WR	80	Jerry Rice (16)
QB	8	Steve Young (15)
	11	Ty Detmer (1)
RB	20	Garrison Hearst (16)
RB	44	Marc Edwards (12)
Defense		

LE	92	Roy Barker (16)
LT	97	Bryant Young (12)
	98	Gabe Wilkins (4)
RT	90	Junior Bryant (16)
RE	56	Chris Doleman (16)
LILB	54	Lee Woodall (15)
RILB	55	Winfred Tubbs (15)
ROLB	51	Ken Norton, Jr. (16)
LCB	38	Darnell Walker (10)
	43	Antonio Langham (6)
RCB	21	R.W. McQuarters (7)
	38	Darnell Walker (6)
	23	Marquez Pope (3)
SS	46	Tim McDonald (16)
FS	36	Merton Hanks (16)

1999

Offense		
WR	81	Terrell Owens (12)
	83	J.J. Stokes (4)
LT	74	Dave Fiore (16)
LG	65	Ray Brown (16)
C	67	Chris Dalman (15)
RG	62	Jeremy Newberry (14)
	63	Derrick Deese (2)
RT	63	Derrick Deese (14)
	62	Jeremy Newberry (2)
TE	85	Greg Clark (11)
WR	80	Jerry Rice (16)
QB	5	Jeff Garcia (10)
	18	Steve Stenstrom (3)
	8	Steve Young (3)
RB	25	Charlie Garner (15)
RB	40	Fred Beasley (11)
	44	Tommy Vardell (4)
Defense		
LE	96	Jeff Posey (6)
	90	Junior Bryant (5)
	95	Marvin Washington (5)
LT	97	Bryant Young (16)
RT	90	Junior Bryant (11)
	99	Brentson Buckner (5)
RE	98	Gabe Wilkins (15)
LILB	54	Lee Woodall (16)
RILB	55	Winfred Tubbs (15)
ROLB	51	Ken Norton, Jr. (16)
LCB	38	Darnell Walker (8)
	21	R.W. McQuarters (4)
RCB	35	Ramos McDonald (7)
	29	Mark McMillian (6)
SS	46	Tim McDonald (16)
FS	30	Lance Schulters (13)

2000

Offense		
WR	81	Terrell Owens (13)
LT	63	Derrick Deese (13)
LG	65	Ray Brown (16)
C	62	Jeremy Newberry (16)
RG	74	Dave Fiore (15)
RT	78	Scott Gragg (16)
TE	85	Greg Clark (15)
WR	80	Jerry Rice (16)
QB	5	Jeff Garcia (16)
RB	25	Charlie Garner (15)
FB	40	Fred Beasley (15)
Defense		
LE	94	Anthony Pleasant (16)

LT	97	Bryant Young (15)
RT	99	Brentson Buckner (16)
RE	95	John Engelberger (13)
	90	Junior Bryant (3)
LILB	96	Jeff Posey (9)
	98	Julian Peterson (7)
LILB	51	Ken Norton, Jr. (15)
RILB	55	Winfred Tubbs (14)
LCB	29	Ahmed Plummer (14)
RCB	36	Jason Webster (11)
SS	30	Lance Schulters (8)
	28	John Keith (3)
	38	Ronnie Heard (3)
FS	23	Pierson Prioleau (5)
	31	Zack Bronson (6)
	30	Lance Schulters (4)

2001

Offense		
WR	81	Terrell Owens (16)
LT	63	Derrick Deese (16)
LG	65	Ray Brown (16)
C	62	Jeremy Newberry (15)
RG	74	Dave Fiore (16)
RT	78	Scott Gragg (16)
TE	82	Eric Johnson (14)
WR	83	J.J. Stokes (16)
QB	5	Jeff Garcia (16)
RB	20	Garrison Hearst (16)
FB	40	Fred Beasley (12)
Defense		
LE	96	Andre Carter (15)
LT	97	Bryant Young (16)
RT	94	Dana Stubblefield (16)
RE	95	John Engelberger (14)
LILB	98	Julian Peterson (14)
LILB	50	Derek Smith (14)
RILB	53	Jeff Ulbrich (14)
LCB	29	Ahmed Plummer (15)
RCB	36	Jason Webster (16)
SS	30	Lance Schulters (16)
FS	31	Zack Bronson (16)

2002

Offense		
WR	81	Terrell Owens (14)
LT	63	Derrick Deese (14)
LG	66	Eric Heitmann (12)
	74	Dave Fiore (3)
C	62	Jeremy Newberry (16)
RG	65	Ron Stone (15)
RT	78	Scott Gragg (16)
TE	82	Eric Johnson (10)
	88	Justin Swift (4)
WR	89	Tai Streets (14)
	83	J.J. Stokes (8)
QB	5	Jeff Garcia (16)
RB	20	Garrison Hearst (16)
FB	40	Fred Beasley (14)
Defense		
LE	96	Andre Carter (16)
LT	97	Bryant Young (16)
RT	94	Dana Stubblefield (15)
RE	91	Chike Okeafor (16)
LILB	98	Julian Peterson (16)
LILB	50	Derek Smith (16)
RILB	53	Jeff Ulbrich (13)
	55	Jamie Winborn (3)

LCB	29	Ahmed Plummer (15)
RCB	36	Jason Webster (16)
SS	33	Tony Parrish (11)
FS	38	Ronnie Heard (6)
	31	Zack Bronson (5)
	33	Tony Parrish (5)

2003

Offense		
WR	81	Terrell Owens (15)
LT	63	Derrick Deese (11)
	77	Kwame Harris (5)
LG	66	Eric Heitmann (8)
	69	Kyle Kosier (7)
C	62	Jeremy Newberry (16)
RG	65	Ron Stone (13)
	69	Kyle Kosier (2)
RT	78	Scott Gragg (14)
	69	Kyle Kosier (2)
TE	88	Jed Weaver (15)
WR	89	Tai Streets (16)
QB	5	Jeff Garcia (13)
	13	Tim Rattay (3)
RB	20	Garrison Hearst (12)
	32	Kevan Barlow (4)
FB	40	Fred Beasley (11)
Defense		
LE	95	John Engelberger (15)
LT	97	Bryant Young (16)
RT	90	Travis Kirschke (15)
RE	96	Andre Carter (16)
LILB	98	Julian Peterson (16)
LILB	50	Derek Smith (16)
RILB	53	Jeff Ulbrich (15)
LCB	29	Ahmed Plummer (14)
RCB	24	Mike Rumph (13)
SS	33	Tony Parrish (16)
FS	31	Zack Bronson (12)

2004

Offense		
WR	84	Cedrick Wilson (15)
LT	69	Kyle Kosier (9)
	77	Kwame Harris (7)
LG	66	Eric Heitmann (16)
C	52	Brock Gutierrez (15)
RG	65	Justin Smiley (9)
	69	Kyle Kosier (7)
RT	78	Scott Gragg (16)
TE	82	Eric Johnson (14)
WR	85	Brandon Lloyd (13)
QB	13	Tim Rattay (9)
	7	Ken Dorsey (7)
RB	32	Kevin Barlow (14)
FB	40	Fred Beasley (10)
Defense		
LE	95	John Engelberger (15)
LT	91	Anthony Adams (12)
RT	97	Bryant Young (16)
RE	96	Andre Carter (6)
	94	Brandon Whiting (5)
	92	Tony Brown (4)
LILB	53	Jeff Ulbrich (14)
LILB	50	Derek Smith (14)
RILB	55	Jamie Winborn (10)
LCB	29	Ahmed Plummer (6)
	23	Jimmy Williams (6)
RCB	36	Shawntae Spencer (12)



SS 33 Tony Parrish (16)
FS 38 Ronnie Heard (14)

2005

Offense

WR 83 Arnaz Battle (8)
84 Johnnie Morton (7)
LT 68 Adam Snyder (7)
67 Anthony Clement (6)
75 Jonas Jennings (3)
LG 65 Justin Smiley (16)
C 52 Jeremy Newberry (10)
66 Eric Heitmann (6)
RG 66 Eric Heitmann (10)
64 David Baas (5)
RT 77 Kwame Harris (16)
TE 49 Terry Jones (5)
47 Billy Bajema (5)
WR 85 Brandon Lloyd (15)
QB 11 Alex Smith (7)
13 Tim Rattay (4)
7 Ken Dorsey (3)
3 Cody Pickett (2)
RB 32 Kevin Barlow (12)
FB 40 Fred Beasley (7)

Defense

LE 97 Bryant Young (13)
NT 91 Anthony Adams (15)
RE 94 Marques Douglas (15)
LOLB 98 Julian Peterson (15)
LILB 56 Brandon Moore (8)
50 Derek Smith (5)
RILB 50 Derek Smith (11)
53 Jeff Ulbrich (5)
ROLB 96 Andre Carter (13)
LCB 26 Bruce Thornton (11)
RCB 36 Shawntae Spencer (14)
SS 33 Tony Parrish (9)
38 Ben Emanuel (7)
FS 20 Mike Adams (9)

2006

Offense

WR 83 Arnaz Battle (15)
LT 75 Jonas Jennings (13)
LG 71 Larry Allen (11)
C 66 Eric Heitmann (14)
RG 65 Justin Smiley (16)
RT 77 Kwame Harris (16)
TE 85 Vernon Davis (8)
47 Billy Bajema (6)
WR 81 Antonio Bryant (11)
QB 11 Alex Smith (16)
RB 21 Frank Gore (16)
FB 40 Moran Norris (7)

Defense

LE 97 Bryant Young (16)
DT 93 Ron Fields (9)
DT 91 Anthony Adams (5)
DE 94 Marques Douglas (16)
RE 96 Melvin Oliver (14)
LB 56 Brandon Moore (11)
LB 50 Derek Smith (12)
LB 99 Manny Lawson (11)
LCB 36 Shawntae Spencer (13)
RCB 27 Walt Harris (15)

SS 26 Mark Roman (11)
33 Tony Parrish (5)
FS 28 Keith Lewis (9)
20 Mike Adams (8)

2007

Offense

WR 83 Arnaz Battle (15)
LT 68 Adam Snyder (11)
75 Jonas Jennings (5)
LG 71 Larry Allen (16)
C 66 Eric Heitmann (16)
RG 65 Justin Smiley (8)
64 David Baas (8)
RT 74 Joe Staley (16)
TE 85 Vernon Davis (14)
WR 82 Darrell Jackson (15)
QB 11 Alex Smith (7)
12 Trent Dilfer (6)
13 Sean Hill (2)
17 Chris Weinke (1)
RB 21 Frank Gore (15)
FB 40 Moran Norris (5)

Defense

LE 97 Bryant Young (15)
DT 92 Aubrayo Franklin (13)
90 Isaac Sopoaga (3)
DE 94 Marques Douglas (16)
LOLB 98 Parys Haralson (11)
LILB 50 Derek Smith (14)
RILB 52 Patrick Willis (16)
ROLB 95 Tully Banta-Cain (10)
LCB 22 Nate Clements (16)
RCB 27 Walt Harris (15)
SS 32 Michael Lewis (16)
FS 26 Mark Roman (16)

2008

Offense

WR 82 Bryant Johnson (12)
LT 74 Joe Staley (16)
LG 68 Adam Snyder (7)
64 David Baas (9)
C 66 Eric Heitmann (16)
RG 69 Tony Wragge (10)
62 Chilo Rachal (6)
RT 65 Barry Sims (8)
68 Adam Snyder (6)
75 Jonas Jennings (2)
TE 85 Vernon Davis (16)
WR 88 Isaac Bruce (15)
QB 13 Shaun Hill (8)
14 J.T. O'Sullivan (8)
RB 21 Frank Gore (15)

Defense

LE 91 Ray McDonald (8)
NT 92 Aubrayo Franklin (15)
DT 90 Isaac Sopoaga (15)
DE 94 Justin Smith (16)
OLB 98 Parys Haralson (10)
LILB 51 Takeo Spikes (13)
53 Jeff Ulbrich (3)
RILB 52 Patrick Willis (16)
OLB 99 Manny Lawson (10)
LCB 22 Nate Clements (15)
RCB 27 Walt Harris (16)

SS 32 Michael Lewis (16)
FS 26 Mark Roman (16)

2009

Offense

WR 84 Josh Morgan (15)
LT 74 Joe Staley (9)
65 Barry Sims (7)
LG 64 David Baas (16)
C 66 Eric Heitmann (16)
RG 62 Chilo Rachal (15)
RT 68 Adam Snyder (15)
TE 85 Vernon Davis (16)
46 Delanie Walker (8)
WR 15 Michael Crabtree (11)
88 Isaac Bruce (7)
QB 11 Alex Smith (10)
13 Shaun Hill (6)
RB 21 Frank Gore (14)
29 Glen Coffee (2)
FB 44 Moran Norris (7)

Defense

DT 90 Isaac Sopoaga (16)
NT 92 Aubrayo Franklin (16)
DT 94 Justin Smith (16)
SAM 99 Manny Lawson (16)
TED 51 Takeo Spikes (15)
MIKE 52 Patrick Willis (16)
WILL 98 Parys Haralson (16)
LCB 22 Nate Clements (6)
31 Dre' Bly (6)
25 Tarell Brown (4)
RCB 36 Shawntae Spencer (16)
SS 32 Michael Lewis (15)
FS 38 Dashon Goldson (16)

2010

Offense

WR 84 Josh Morgan (11)
LT 74 Joe Staley (9)
65 Barry Sims (7)
LG 77 Mike Iupati (16)
C 64 David Baas (16)
RG 62 Chilo Rachal (14)
68 Adam Snyder (2)
RT 76 Anthony Davis (16)
TE 85 Vernon Davis (16)
46 Delanie Walker (8)
82 Nate Byham (3)
WR 15 Michael Crabtree (15)
QB 11 Alex Smith (10)
1 Troy Smith (6)
RB 21 Frank Gore (11)
20 Brian Westbrook (5)
FB 44 Moran Norris (11)

Defense

DT 90 Isaac Sopoaga (16)
NT 92 Aubrayo Franklin (16)
DT 94 Justin Smith (16)
SAM 99 Manny Lawson (16)
TED 51 Takeo Spikes (16)
MIKE 52 Patrick Willis (15)
WILL 98 Parys Haralson (15)
55 Ahmad Brooks (1)
LCB 36 Shawntae Spencer (16)
RCB 22 Nate Clements (16)

SS 30 Reggie Smith (7)
23 Taylor Mays (6)
32 Michael Lewis (3)
FS 38 Dashon Goldson (16)

2011

Offense

WR 15 Michael Crabtree (14)
17 Braylon Edwards (5)
LT 74 Joe Staley (16)
LG 77 Mike Iupati (16)
C 59 Jonathan Goodwin (16)
RG 68 Adam Snyder (13)
62 Chilo Rachal (3)
RT 76 Anthony Davis (16)
TE 85 Vernon Davis (16)
46 Delanie Walker (7)
81 Justin Peelle (2)
WR 15 Joshua Morgan (5)
19 Ted Ginn Jr. (3)
QB 11 Alex Smith (16)
RB 21 Frank Gore (15)
FB 49 Bruce Miller (8)
44 Moran Norris (2)

Defense

DT 91 Ray McDonald (15)
NT 90 Isaac Sopoaga (15)
DT 94 Justin Smith (16)
OLB 55 Ahmad Brooks (16)
ILB 53 NaVorro Bowman (16)
ILB 52 Patrick Willis (13)
54 Larry Grant (3)
OLB 98 Parys Haralson (16)
LCB 22 Carlos Rogers (16)
RCB 25 Tarell Brown (16)
SS 31 Donte Whitner (15)
FS 38 Dashon Goldson (14)
20 Madiou Williams (2)

2012

Offense

WR 15 Michael Crabtree (16)
LT 74 Joe Staley (16)
LG 77 Mike Iupati (16)
C 59 Jonathan Goodwin (16)
RG 75 Alex Boone (16)
RT 76 Anthony Davis (16)
TE 85 Vernon Davis (16)
46 Delanie Walker (4)
WR 82 Mario Manningham (10)
QB 11 Alex Smith (9)
7 Colin Kaepernick (7)
RB 21 Frank Gore (16)
FB 49 Bruce Miller (12)

Defense

DT 91 Ray McDonald (16)
NT 90 Isaac Sopoaga (9)
DT 94 Justin Smith (14)
OLB 55 Ahmad Brooks (16)
ILB 53 NaVorro Bowman (16)
ILB 52 Patrick Willis (16)
OLB 99 Aldon Smith (16)
LCB 22 Carlos Rogers (16)
RCB 25 Tarell Brown (16)
CB 29 Chris Culliver (6)
SS 31 Donte Whitner (16)

FS 38 Dashon Goldson (16)

2013

Offense

WR 81 Anquan Boldin (16)
LT 74 Joe Staley (16)
LG 77 Mike Iupati (12)
68 Adam Snyder (4)
C 59 Jonathan Goodwin (16)
RG 75 Alex Boone (16)
RT 76 Anthony Davis (16)
TE 85 Vernon Davis (15)
89 Vance McDonald (5)
WR 10 Kyle Williams (5)
15 Michael Crabtree (5)
QB 7 Colin Kaepernick (16)
RB 21 Frank Gore (16)
FB 49 Bruce Miller (13)

Defense

DT 91 Ray McDonald (14)
NT 90 Glenn Dorsey (13)
DT 94 Justin Smith (16)
OLB 55 Ahmad Brooks (16)
ILB 53 NaVorro Bowman (16)
ILB 52 Patrick Willis (14)
OLB 99 Aldon Smith (8)
51 Dan Skuta (8)
LCB 22 Carlos Rogers (16)
RCB 25 Tarell Brown (11)
26 Tramaine Brock (6)
SS 31 Donte Whitner (16)
FS 35 Eric Reid (16)

2014

Offense

WR 81 Anquan Boldin (16)
LT 74 Joe Staley (16)
LG 77 Mike Iupati (15)
78 Joe Looney (1)
C 66 Marcus Martin (8)
67 Daniel Kilgore (7)
78 Joe Looney (1)
RG 75 Alex Boone (14)
78 Joe Looney (2)
RT 76 Jonathan Martin (9)
76 Anthony Davis (7)
TE 85 Vernon Davis (14)
89 Vance McDonald (4)
46 Derek Carrier (1)
88 Garrett Celek (1)
WR 15 Michael Crabtree (16)
84 Brandon Lloyd (2)
13 Stevie Johnson (1)
QB 7 Colin Kaepernick (16)
RB 21 Frank Gore (16)
FB 49 Bruce Miller (8)

Defense

DT 91 Ray McDonald (14)
63 Tony Jerod-Eddie (2)
NT 93 Ian Williams (8)
92 Quinton Dial (6)
DT 94 Justin Smith (16)
OLB 55 Ahmad Brooks (13)
59 Aaron Lynch (3)
ILB 50 Chris Borland (8)
52 Patrick Willis (6)



54	Nick Moody (2)
ILB 57	Michael Wilhoite (16)
OLB 51	Dan Skuta (9)
99	Aldon Smith (6)
96	Corey Lemonier (1)
LCB 20	Perrish Cox (14)
26	Tramaine Brock (2)
RCB 29	Chris Culliver (14)
CB 36	Dontae Johnson (3)
25	Jimmie Ward (1)
SS 41	Antoine Bethea (16)
FS 35	Eric Reid (15)
43	Craig Dahl (1)

2015

Offense

WR 81	Anquan Boldin (13)
11	Quinton Patton (4)
LT 74	Joe Staley (16)
LG 75	Alex Boone (13)
61	Andrew Tiller (3)
C 66	Marcus Martin (13)
67	Daniel Kilgore (3)
RG 65	Jordan Devey (9)
61	Andrew Tiller (4)
71	Erik Pears (2)
66	Marcus Martin (1)
RT 71	Erik Pears (14)
77	Trent Brown (2)
TE 89	Vance McDonald (11)
88	Garrett Celek (8)
84	Blake Bell (5)
85	Vernon Davis (5)
WR 82	Torrey Smith (12)
14	Jerome Simpson (1)
QB 2	Blaine Gabbert (8)
7	Colin Kaepernick (8)
RB 28	Carlos Hyde (7)
24	Shaun Draughn (6)
23	Reggie Bush (1)
32	DuJuan Harris (1)
38	Jarryd Hayne (1)
FB 49	Bruce Miller (5)

Defense

DT 90	Glenn Dorsey (7)
64	Mike Purcell (3)
91	Arik Armstead (1)
NT 93	Ian Williams (16)
DT 92	Quinton Dial (15)
OLB 55	Ahmad Brooks (14)
96	Corey Lemonier (2)
95	Tank Carradine (1)
ILB 57	Michael Wilhoite (12)
51	Gerald Hodges (4)
ILB 53	NaVorro Bowman (16)
OLB 59	Aaron Lynch (13)
58	Eli Harold (1)
LCB 26	Tramaine Brock (15)
36	Dontae Johnson (1)
RCB 20	Kenneth Acker (13)
47	Marcus Cromartie (1)
36	Dontae Johnson (1)
25	Jimmie Ward (1)

CB 25	Jimmie Ward (6)
36	Dontae Johnson (1)
SS 29	Jaquiski Tartt (8)
41	Antoine Bethea (7)
25	Jimmie Ward (1)
FS 35	Eric Reid (16)

2016

Offense

WR 17	Jeremy Kerley (13)
LT 74	Joe Staley (13)
68	Zane Beadles (2)
77	Trent Brown (1)
LG 68	Zane Beadles (12)
61	Andrew Tiller (2)
66	Marcus Martin (1)
62	Andrew Gardner (1)
C 67	Daniel Kilgore (13)
68	Zane Beadles (2)
66	Marcus Martin (1)
RG 65	Joshua Garnett (11)
61	Andrew Tiller (5)
RT 77	Trent Brown (15)
71	John Theus (1)
TE 89	Vance McDonald (11)
88	Garrett Celek (6)
49	Jim Dray (1)
WR 82	Torrey Smith (12)
13	Aaron Burbridge (3)
14	Chris Harper (2)
WR 11	Quinton Patton (14)
81	Rod Streater (2)
QB 7	Colin Kaepernick (11)
2	Blaine Gabbert (5)
RB 28	Carlos Hyde (13)
22	Mike Davis (1)
24	Shaun Draughn (1)
32	DuJuan Harris (1)

Defense

DT 99	DeForest Buckner (12)
91	Arik Armstead (4)
NT 90	Glenn Dorsey (6)
64	Mike Purcell (5)
99	DeForest Buckner (3)
93	Chris Jones (2)
DT 92	Quinton Dial (11)
93	Chris Jones (4)
90	Glenn Dorsey (1)
OLB 55	Ahmad Brooks (16)
ILB 51	Gerald Hodges (12)
57	Michael Wilhoite (4)
ILB 50	Nick Bellore (10)
53	NaVorro Bowman (4)
57	Michael Wilhoite (2)
OLB 58	Eli Harold (13)
59	Aaron Lynch (3)
LCB 26	Tramaine Brock (16)
RCB 25	Jimmie Ward (10)
33	Rashard Robinson (6)
SS 41	Antoine Bethea (16)
FS 35	Eric Reid (10)
29	Jaquiski Tartt (6)

2017

Offense

WR 15	Pierre Garçon (8)
18	Louis Murphy (7)
19	Aldrick Robinson (1)
LT 74	Joe Staley (15)
77	Trent Brown (1)
LG 75	Laken Tomlinson (15)
68	Zane Beadles (1)
C 67	Daniel Kilgore (16)
RG 63	Brandon Fusco (16)
RT 77	Trent Brown (9)
68	Zane Beadles (4)
62	Erik Magnuson (2)
76	Garry Gilliam (1)
TE 88	Garrett Celek (13)
85	George Kittle (7)
82	Logan Paulsen (1)
WR 11	Marquise Goodwin (16)
WR 81	Trent Taylor (1)
QB 2	Brian Hoyer (6)
3	C.J. Beathard (5)
10	Jimmy Garoppolo (5)
RB 28	Carlos Hyde (16)
FB 44	Kyle Juszczyk (10)

Defense

LDE 91	Arik Armstead (6)
95	Tank Carradine (5)
92	Leger Douzable (5)
LDT 90	Earl Mitchell (16)
RDT 99	DeForest Buckner (16)
RDE 94	Solomon Thomas (12)
98	Ronald Blair III (2)
95	Tank Carradine (2)
SAM 58	Eli Harold (11)
MIKE 56	Reuben Foster (9)
53	NaVorro Bowman (5)
50	Brock Coyle (2)
WILL 50	Brock Coyle (8)
54	Ray-Ray Armstrong (5)
35	Eric Reid (2)
56	Reuben Foster (1)
LCB 23	Ahkello Witherspoon (9)
33	Rashard Robinson (7)
RCB 36	Dontae Johnson (16)
SS 35	Eric Reid (10)
29	Jaquiski Tartt (5)
FS 38	Adrian Colbert (6)
25	Jimmie Ward (6)
29	Jaquiski Tartt (3)
40	Antone Exum Jr. (1)
NB 24	K'Waun Williams (5)
20	Leon Hall (1)

2018

Offense

WR 15	Pierre Garçon (8)
84	Kendrick Bourne (5)
18	Dante Pettis (3)
LT 74	Joe Staley (16)
LG 75	Laken Tomlinson (16)
C 58	Weston Richburg (15)
62	Erik Magnuson (1)

RG 68	Mike Person (16)
RT 69	Mike McGlinchey (16)
TE 85	George Kittle (16)
88	Garrett Celek (1)
WR 11	Marquise Goodwin (8)
84	Kendrick Bourne (3)
18	Dante Pettis (3)
13	Richie James Jr. (2)
WR 18	Dante Pettis (1)
QB 4	Nick Mullens (8)
3	C.J. Beathard (5)
10	Jimmy Garoppolo (3)
RB 22	Matt Breida (13)
41	Jeff Wilson Jr. (2)
46	Alfred Morris (1)
FB 44	Kyle Juszczyk (14)

Defense

LDE 94	Solomon Thomas (13)
54	Cassius Marsh (3)
LDT 90	Earl Mitchell (12)
93	D.J. Jones (4)
RDT 99	DeForest Buckner (16)
RDE 91	Arik Armstead (16)
SAM 53	Mark Nzeocha (3)
51	Malcolm Smith (1)
MIKE 48	Fred Warner (16)
WILL 56	Reuben Foster (6)
47	Elijah Lee (5)
51	Malcolm Smith (4)
50	Brock Coyle (1)
LCB 25	Richard Sherman (14)
23	Ahkello Witherspoon (1)
20	Jimmie Ward (1)
RCB 23	Ahkello Witherspoon (11)
33	Tarvarius Moore (2)
25	Jimmie Ward (2)
26	Greg Mabin (1)
SS 29	Jaquiski Tartt (7)
36	Marcell Harris (5)
38	Antone Exum Jr. (3)
30	Tyvis Powell (1)
FS 38	Adrian Colbert (6)
38	Antone Exum Jr. (4)
20	Jimmie Ward (4)
32	D.J. Reed Jr. (1)
29	Jaquiski Tartt (1)
NB 24	K'Waun Williams (11)
32	D.J. Reed Jr. (1)

2019

Offense

WR 19	Deebo Samuel (11)
18	Dante Pettis (4)
13	Richie James Jr. (1)
LT 67	Justin Skule (8)
74	Joe Staley (7)
60	Daniel Brunskill (1)
LG 75	Laken Tomlinson (16)
C 58	Weston Richburg (13)
63	Ben Garland (3)
RG 68	Mike Person (14)
60	Daniel Brunskill (2)
RT 69	Mike McGlinchey (12)
60	Daniel Brunskill (4)

TE 85	George Kittle (14)
82	Ross Dwelley (6)
88	Garrett Celek (1)
WR 17	Emmanuel Sanders (9)
11	Marquise Goodwin (6)
QB 10	Jimmy Garoppolo (16)
RB 26	Tevin Coleman (11)
22	Matt Breida (5)
FB 44	Kyle Juszczyk (12)
Defense	
LDE 97	Nick Bosa (10)
91	Arik Armstead (4)
55	Dee Ford (2)
LDT 93	D.J. Jones (11)
94	Solomon Thomas (3)
96	Sheldon Day (2)
RDT 99	DeForest Buckner (16)
RDE 91	Arik Armstead (12)
97	Nick Bosa (4)
SAM 51	Azeez Al-Shaair (4)
57	Dre Greenlaw (3)
47	Elijah Lee (1)
MIKE 48	Fred Warner (16)
WILL 56	Kwon Alexander (8)
57	Dre Greenlaw (8)
LCB 25	Richard Sherman (15)
41	Emmanuel Moseley (1)
RCB 41	Emmanuel Moseley (8)
23	Ahkello Witherspoon (8)
SS 29	Jaquiski Tartt (12)
36	Marcell Harris (4)
FS 20	Jimmie Ward (13)
33	Tarvarius Moore (3)
NB 24	K'Waun Williams (8)



HISTORICAL HIGHLIGHTS

1949

December 10, the NFL and AAFC announced that the two leagues will merge. The NFL agrees to adopt Baltimore, Cleveland and San Francisco as new franchises.

1950

The 49ers struggled in their NFL debut, winning only three games. A rival coach described them as “not big enough or tough enough.”

1951

In an amazing reversal of form sparked by a great rookie group, the 49ers were in the race until the season’s final day and finished only a half game off the top. Led by LB Hardy Brown and his famed shoulder tackle, the club had one of the toughest defensive units in the League. QB Y.A. Tittle and E Billy Wilson began their great 49er careers.

1952

After a blazing start, the 49ers slumped in mid-season. HB Hugh “The King” McElhenny came off the University of Washington campus to become the NFL Player Of The Year and the most feared runner in football.

1953

The 49ers had their best NFL showing posting a 9–3 record, normally good enough for a championship. Detroit, however, was 10–2. Two of San Francisco’s losses came with QB Y.A. Tittle sidelined because of a severe facial injury. The three defeats were by a total of nine points. FB Joe “The Jet” Perry became one of the few players in pro history to gain more than 1,000 yards in a single season. E Gordy Soltau was the league’s top scorer for the second straight year.

1954

The 49ers jumped out to a blazing start, posting a 4–0–1 record through the season’s first five games. However the early momentum was slowed by injuries to three key members of the legendary “Million Dollar Backfield.” QB Y.A. Tittle, HB Hugh McElhenny and FB Joe Perry all missed action with different injuries, but Perry returned to become the first player to record 1,000 yards rushing in consecutive seasons.

1955

With HB Hugh McElhenny hobbled by a foot injury, the 49ers had their second–worst season in history under Norman P. Strader, who succeeded Buck Shaw as head coach.

1956

In head coach Frankie Albert’s first year at the helm, the 49ers were in last place at mid–season with a 1–6 record. They went 4–0–1 in their last five games for a brilliant stretch drive.

1957

This undoubtedly was one of the most emotional and dramatic seasons in 49ers history. Every game was a cliffhanger and the Alley Oop pass from QB Y.A. Tittle to rookie HB R.C. Owens became a household byword. Emotions reached a peak when the beloved Tony Morabito collapsed and died of a heart attack at the Chicago Bears game on Oct. 27. Trail–ing 17–7, the 49ers fought back for a great victory, 21–17. The magnificent E Billy Wilson caught a pass from Tittle for the winning touchdown in the fourth quarter. Tied with Detroit at 8–4 when the season ended, the 49ers lost the playoff game, 31–27, after holding a 27–7 lead in the third quarter.

1958

An up–and–down season finished on a high note with victories over Green Bay and Baltimore. The 6–6 record, however, was blackened by the 33–3 and 56–7 lacerations at the hands of the Los Angeles Rams. Head coach Frankie Albert resigned at the end of the year.

1959

With Howard W. “Red” Hickey in charge, the 49ers were in contention all the way and QB John Brodie came into his own at quarterback when he led the team to a 21–20 upset of Cleveland. HB J.D. Smith, a converted defensive back, became the second 49er to accumulate more than 1,000 yards rushing.

1960

Howard W. “Red” Hickey saved a seemingly hopeless season when he installed his shotgun attack and the club captured four of its last five games, including a 30–22 upset of Baltimore.

1961

The success of Howard W. Hickey’s shotgun amazed the football world, especially in a 49–0 victory over Detroit. QB Billy Kilmer, a passing–running rookie from UCLA, was made to order for the new offense. When the shotgun stopped, QB John Brodie took over again in the T formation and had the finest season in 49ers QB annals. Indicating the evenness of NFL competition, the 49ers were playing for a second–place tie, plus a trip to the Runner–up Bowl at Miami, or a fifth–place position on the last day of the season. The Colts again won by three points, but 1961 will remain as one of the most exciting and interesting years in 49ers history.

1962

For the first time since 1956, the 49ers finished a frustrating season with more defeats than victories. In so doing, the honored adage of “it’s easier to win at home than on the road,” proved false—the 49ers won only one of seven at Kezar Stadium, but captured five of seven road contests.

1963

A multitude of injuries to key personnel started the 49ers off to a disappointing 2–12 season. One of the victories, however, was a 20–14 upset of ultimate world champion Chicago, the only league defeat suffered by the Bears all season.

1964

Club Chief Executive Victor P. Morabito died of a heart attack in May. Injuries to key personnel prevented the 49ers from gaining enough offensive momentum to forge a winning season despite having one of the toughest defensive units in the league. Outstanding rookie performances by E Dave Parks, QB George Mira and LB Dave Wilcox also took some of the sting from the 4–10 record.

1965

Outstanding offensive performances enabled the 49ers to jump from the bottom to fourth place in the Western Division as the team led the NFL in both scoring and total offense. QB John Brodie was the most productive passer in the NFL, E Dave Parks led the league in receiving and rookie FB Ken Willard and veteran HB John David Crow, acquired in an offseason trade, led a strong ground game. The 7–6–1 record included a season–opening 52–24 victory over the Chicago Bears, marking the most points scored by the 49ers in NFL play.

1966

After a somewhat slow start, the 49ers got in gear just before the midway point and became one of only two teams to beat the eventual world champion Green Bay Packers. After that, they finished with a respectable 6–6–2 record and were in the battle for second place in the Western Division until the final league game. G John Thomas and E Dave Parks were All–Pro, and they joined G Howard Mudd, C Bruce Bosley, FB Ken Willard and LB Dave Wilcox in the Pro Bowl.

1967

An auspicious start (5–1) disintegrated into disappointment for the 49ers as injuries took a heavy toll and a six–game losing streak took them out of the running. QB George Mira came off the bench to lead the squad to two season–ending victories and salvage a 7–7 record. There were bright spots, however, as QB John Brodie and the 49ers were the only team to beat the power–laden Rams in a league game. G Bruce Bosley played in the Pro Bowl for the second straight season.

1968

Under new coach Dick Nolan, the 49ers posted a 7–6–1 record. The season turned on key wins over the New York Giants, 26–10, and Green Bay, 27–20. Brilliant performances by QB John Brodie, WR Clifton McNeil and RB Ken Willard led a prolific offense, while DT Charlie Krueger, LB Dave Wilcox and DB Kermit Alexander sparked a revitalized defense. McNeil and G Howard Mudd were chosen All–NFL and were joined by Wilcox, Willard and Alexander in the Pro Bowl.



1969

Beset by injuries that nearly decimated the defensive unit, the 49ers struggled through the early part of the season. They went winless in their first five games before beating Baltimore, the first time they had beaten the Colts in 13 previous games. The 49ers finished 4–8–2 and five players—CB Jimmy Johnson, LB Dave Wilcox, G Elmer Collett, FB Ken Willard and rookie WR Gene Washington—were selected to the Pro Bowl. Johnson was also All–Pro and winner of the Len Eshmont Award.

1970

This was the greatest year since the club became a member of the NFL in 1950. The team recorded a 10–3 record and captured the Western Division (NFC) Championship. QB John Brodie was the NFL's Player of the Year, CB Bruce Taylor was NFC Rookie of the Year and Coach Dick Nolan was a near-unanimous choice as NFC Coach of the Year. Brodie, WR Gene Washington, LB Dave Wilcox and CB Jimmy Johnson were All–Pro and joined T Len Rohde in the Pro Bowl.

1971

The 49ers forged a 9–5–0 record and won their second consecutive NFC Western Division title, clinching the crown on the final day by beating Detroit, 31–27, the identical score by which the Lions had knocked the 49ers out of championship play in 1957. The season also was the club's first in its plush new home, Candlestick Park. C Forrest Blue, LB Dave Wilcox and CB Jimmy Johnson were All–Pro and joined in the Pro Bowl by TE Ted Kwalick, WR Gene Washington, RB Vic Washington, DE Cedrick Hardman and CB Bruce Taylor.

1972

Early-season inconsistency, compounded by an injury to QB John Brodie in the fifth game of the season, cast appall on the 49ers prospects for a third-straight NFC Western Division title, but QB Steve Spurrier stepped in for Brodie and turned things around with a brilliant, poised performance. In the final quarter of the final game against Minnesota, the recovered Brodie relieved Spurrier and threw two TD passes in a 20–17 win over the Vikings. The victory clinched divisional title number three, but Spurrier's nine-game contribution was the key. C Forrest Blue, DB Jimmy Johnson, TE Ted Kwalick, WR Gene Washington and LB Dave Wilcox were All–Pro selections.

1973

In what was both a disappointing and significant year, the 49ers were 5–9 after tackling the NFL's toughest schedule, a rash of key injuries and an unsettled quarterback situation. It also marked the end of the brilliant careers of QB John Brodie and DT Charlie Krueger, both of whom retired at year's end. C Forrest Blue and LB Dave Wilcox were voted All–Pro and joined in the Pro Bowl by TE Ted Kwalick, G Woody Peoples and P Tom Wittum.

1974

The 49ers used five different quarterbacks after an injury to starter QB Steve Spurrier, a week before the season opened, sidelined him for most of the year. After winning the first two games, the club lost a team-record seven straight and then closed with a rush, winning four of its last five to finish the season 6–8. RB Wilbur Jackson was named The Sporting News ROOKIE OF THE YEAR and was named to the NFL All–Rookie team along with QB Tom Owen and DB Mike Holmes. C Forrest Blue and P Tom Wittum were All–NFC and selected for the Pro Bowl along with CB Jimmy Johnson. A knee injury forced perennial All–Pro LB Dave Wilcox to retire after a brilliant 11-year career with the 49ers.

1975

A strong defensive performance throughout the season couldn't offset an erratic offense troubled by an unsettled quarterback situation and a rebuilding offensive line. The high point of the 5–9 season was a 24–23 win over Los Angeles to end a 10-game losing streak to the Rams. At season's end, CB Jimmy Johnson was the club's first ever two-time Len Eshmont Award winner.

1976

A turnaround year for the 49ers as the team, under coach Monte Clark, posted an 8–6 record, their first winning season since 1972. With new QB Jim Plunkett at the controls, the 49ers got off to their best start ever (6–1), before hitting a mid-season four-game losing streak knocking the club out of playoff contention. The season saw the emergence of a powerful defensive unit that led the league in quarterback sacks with 61. RB Delvin Williams set a 49ers single-season rushing record with 1,203 yards. DE Tommy Hart was named All–Pro and played in the Pro Bowl along with Williams, DE Cleveland Elam and LB Dave Washington. C Randy Cross was an All–Rookie team selection. Hart became a two-time winner of the Len Eshmont Award and CB Jimmy Johnson retired after a brilliant 16-year career with the 49ers.

1977

In the 32nd year of their existence, the 49ers began a new era. On March 31, 1977, the club became the property of Edward J. DeBartolo Jr. and came under the guidance of Joe Thomas as general manager. The changeover was made more dramatic because the San Francisco 49ers were one of the few NFL franchises which had never previously changed ownership or location. On the field, under Coach Ken Meyer, the 49ers ran hot and cold. The club lost its first five games, then won five of the next six before dropping the final three contests to finish 5–9. SS Mel Phillips was named winner of the coveted Len Eshmont Award. DE Cleveland Elam was selected All–Pro and played for the NFC in the Pro Bowl.

1978

The 49ers suffered through their longest season as the club fell to 2–14 and three coaches were hired

and fired in less than 12 months. First Head Coach Pete McCulley departed after nine games with a 1–8 record, and his replacement, Fred O'Connor, was let go at the end of the year as the team won just one of its final seven contests. Bill Walsh was hired as the new coach and general manager. RB Paul Hofer, who replaced RB O.J. Simpson when the newly-acquired star went to the sidelines for the year with a shoulder injury, was named recipient of the Len Eshmont award.

1979

The 49ers suffered through their second consecutive 2–14 season, but there were several indications of improvement. San Francisco went from virtually the worst-ranked offensive team in the league in '78 to one of the most productive in '79, ranking first in passing offense in the NFC and sixth in total offense in the NFL. RB Paul Hofer again was the Len Eshmont Award recipient and individual leader, racking up 615 yards rushing and an additional 662 yards receiving on 58 catches in only seven starts. QB Steve DeBerg broke Fran Tarkenton's NFL record for completions by connecting on 347 passes. K Ray Wersching set a club record with an 83.3 field goal percentage and also led the league with that mark. RB O.J. Simpson retired from the 49ers and the NFL, finishing as the second leading rusher of all time with 11,236 yards.

1980

In their second season of the Bill Walsh era, the 49ers showed gradual improvement in their rebuilding program. A three-game winning streak to open the season, combined with a three-game victory string from Week 12 through Week 14, enabled the Niners to post a 6–10 season, tripling the number of victories from each of the previous two 2–14 campaigns. Week 14 was a day when the 49ers made NFL history. That December 7 at Candlestick Park, the 49ers overcame a 35–7 halftime deficit against the New Orleans Saints to win in overtime, 38–35. The 28-point comeback was the biggest comeback in NFL history. E Jim Stuckey and P Jim Miller were named to All–Rookie teams, while another rookie, FB Earl Cooper, led the NFC in receptions with 83, the most catches ever by an NFL rookie. WR Dwight Clark caught 82 passes to break the team wide receiver mark, and QB Joe Montana set the club passing percentage record at 64.5 with 176 completions in 273 attempts.

1981

It was a year of firsts and bests for the 49ers in 1981. In his third season as head coach and general manager, Bill Walsh guided San Francisco to a 16–3 record (best record in the league that year), the NFC Western Division title (first since '72), the NFC Championship crown (first ever for the 49ers) and the World Championship/Super Bowl XVI win (first ever for the 49ers). Walsh earned every possible NFC Coach of the Year award and all seven NFL Coach of the Year honors, while six 49ers were named to the Pro Bowl—WR Dwight Clark, C Randy Cross, QB Joe Montana, DE Fred Dean, S Ronnie Lott and S Dwight



Hicks. Three San Francisco players were selected to All-Pro teams as recognized by the NFL—Cross, Lott and Dean. Montana, who led the NFC in passing in '81, was named MVP of Super Bowl XVI (for leading his team to a 26–21 win over the Cincinnati Bengals of the AFC). Dean was picked UPI NFL Defensive Player of the Year, NFL Outstanding Defensive Lineman of the Year (NFL Players Association) and NFC Defensive Player of the Year (Kansas City Committee of the 101). San Francisco opened and closed the season in Pontiac, MI in drastically different styles. The 49ers lost two of their first three games of 1981, including the season opener on the road against Detroit, then ran off seven wins—before a loss to Cleveland 15–12—and ran off eight more wins (including playoffs, the NFC Championship and Super Bowl XVI). The 49ers won 15 of their last 16 games, beat five opponents twice—including all three postseason foes—and became the first team since Chicago in 1945–47 to go from the worst NFL record (2–14 in 1979) to the league's best (13–3 in '81) in just three seasons. All this happened with three rookies (S Carlton Williamson, CB Eric Wright and Lott) starting in the defensive secondary. Those three rookies, along with Montana, Clark, Cross, WR Freddie Solomon and Hicks, combined with “old veterans” Dean and LB Jack “Hacksaw” Reynolds, formed a nucleus of world championship vintage.

1982

As defending world champions, the San Francisco 49ers did not enjoy the 1982 season, but then not many NFL fans, coaches and players throughout the league did either (except maybe in Washington, where the Redskins were Super Bowl XVII champs). The Niners fell to 3–6 and missed out on the playoffs. In the strike-shortened season, San Francisco went winless at home (0–5) but did manage a 3–1 road record (the Niners were 0–2 prior to the 57-day players' strike and 3–4 following it). WR Dwight Clark had an outstanding season, leading the NFL with 60 receptions and being named consensus All-Pro and NFL Player of the Year by Sports Illustrated. LB Keena Turner (second-team All-Pro), S Ronnie Lott (Pro Bowl), C Randy Cross (Pro Bowl), S Dwight Hicks (Pro Bowl), T Keith Fahnhorst and QB Joe Montana (NFL record for five straight 300-yard passing games) were bright spots in an otherwise disappointing season.

1983

For the second time in three seasons, San Francisco played in the NFC Championship Game. The '83 49ers were 10–6 (third best regular season victory total in club history) and NFC Western Division Champions (fifth time since 1970, second time since 1981). In the playoffs, San Francisco squeezed past Detroit, 24–23, but lost to Washington, 24–21, in the NFC Championship contest. Individual standouts included QB Joe Montana (the league's No. 1 all-time QB entering the 1984 season), S Ronnie Lott (making his third Pro Bowl appearance in as many years), DE Fred Dean (leading the NFC in sacks with 17.5), DE Dwaine Board (second in sacks with 13), CB Eric Wright (team leader in interceptions with seven, two for scores), WR Dwight Clark (team leader with 70 receptions and eight TDs), WR Freddie Solomon (club record 21.4 yards per catch), K Ray Wersching (team-record 126 points, including a perfect 51-of-51 PATs), offensive linemen C Randy

Cross, T Keith Fahnhorst and G John Ayers, RB Roger Craig (752 yards rushing, 427 receiving), RB Wendell Tyler (856 rushing yards, 285 receiving) and NFL All-Rookie team pick LB Riki Ellison.

1984

The 49ers experienced the most successful regular season in NFL history by winning a league record 15 games, including all eight road contests—setting yet another NFL standard. The Niners broke 14 team records in '84, while becoming the first NFC team to sweep all of its conference games, and the first NFC West unit to win all contests within the division. Led by RB Roger Craig and QB Joe Montana, San Francisco capped the year by routing the Miami Dolphins in Super Bowl XIX, 38–16. The win was the 18th victory of the '84 campaign, establishing an NFL standard for wins in a single season (including playoffs). San Francisco scored a then team-record 475 points. The 49ers defense was the stingiest in the NFL in '84, allowing a league-low 227 points scored. Honors were numerous, including Pro Bowl recognition for 10 of Bill Walsh's charges—Montana, RB Wendell Tyler, T Keith Fahnhorst, C Randy Cross and C Fred Quillan on offense and S Dwight Hicks, S Ronnie Lott, S Carlton Williamson and CB Eric Wright (the entire Niners secondary), and LB Keena Turner on defense.

1985

At 10–6, San Francisco qualified for postseason play for the fourth time since 1981. Offensively, RB Roger Craig and WR Jerry Rice emerged as potent weapons in the attack. Craig became the first NFL player to surpass 1,000 yards rushing and receiving in the same season. Rice was named NFC ROOKIE OF THE YEAR and set the team record for first-year players with 927 receiving yards. The defense experienced the influx of four new starters in '85 (NT Michael Carter, LB Todd Shell, LB Michael Walter and DE John Harty). Carter won a berth on the Pro Bowl team, as did DBs Eric Wright and Carlton Williamson.

1986

The 49ers captured their fourth NFC Western Division title since 1981. Offensively, the team was led by All-Pro wide receiver WR Jerry Rice, who paced the NFL with 1,570 receiving yards and 15 touchdowns. Those marks established club standards in addition to Rice's team-record 16 total scores. The defense managed 49 takeaways, tying the Kansas City Chiefs for NFL leadership. San Francisco's 39 interceptions and 578 return yards set team records, while five scores on interceptions returns tied another club mark. S Ronnie Lott tied HB Dave Baker's 1960 team record with 10 interceptions. The output by young players was vital due to major injuries suffered by many starting veterans. San Francisco made 20 roster moves during the season, shuffling players in and out of action. QB Joe Montana missed Weeks 2–9 due to back surgery, while backup signal-caller Jeff Kemp did not play Weeks 8–11 due to a hip injury.

1987

The San Francisco 49ers marched to an NFL regular season best 13–2 record. It marked a league-leading third time in the decade of the '80s that the team either tied or posted the best win-loss per-

centage during the regular season. San Francisco led the NFL with 5,987 total yards and was best among league defenders allowing 4,095 total yards. It was the first time in Niners history that the team led the league in fewest total yards allowed. WR Jerry Rice set NFL records with 22 receiving touchdowns and scoring receptions in 13 consecutive games. The durable wide out received postseason Most Valuable Player awards from nearly every news agency and sports publication. QB Joe Montana won the first NFL passing title of his nine-year career and set a team record with 31 touchdown passes. S Ronnie Lott, Montana and Rice were joined by NT Michael Carter and RB Roger Craig on the NFC squad in the 1988 Pro Bowl.

1988

The 49ers climaxed their 1988 season in thrilling fashion with a dramatic touchdown drive in the waning seconds of Super Bowl XXIII. QB Joe Montana's 10-yard scoring toss to WR John Taylor with 34 seconds remaining in the contest gave the Niners their third Super Bowl win of the decade and the rights to the title “Team of the 1980s.” The world championship game against the Cincinnati Bengals was a microcosm of the entire '88 campaign. San Francisco opened the year strong with a 5–2 record, but by Week 12 were 6–5, two games out of first place with only five contests to play. That week's victory over Washington launched a four-game winning streak that resulted in the Niners moving up from third to first place in the NFC West standings and earning a third consecutive NFC Western Division title. As the season ended RB Roger Craig broke the team's single season rushing record (finishing with 1,502 yards) and K Mike Cofer established new Niners single-season standards for field goals attempted (38) and made (27). WR Jerry Rice went on a playoff tear that included: an NFL postseason record-tying three touchdown receptions against Minnesota, the Montana-to-Rice battery hooked-up on first half touchdowns of 61 and 27 yards at Chicago, and concluded with a Super Bowl XXIII MVP performance of 11 receptions for a Super Bowl record 215 yards and a touchdown. Defenders S Ronnie Lott, DE Charles Haley, NT Michael Carter, along with Rice, Taylor and Craig, were selected to the Pro Bowl.

1989

George Seifert was named head coach of the San Francisco 49ers just four days after the team had won its third World Championship under retiring head man Bill Walsh. Seifert's quest for the title was tested early and often as the 49ers endured nail-biting wins at Indianapolis (30–24) and Tampa Bay (20–16) to open the season. QB Joe Montana threw for 428 yards and five touchdowns, including a team-record four TD tosses in the fourth quarter resulting in a 10-point victory (38–28) in Philadelphia. Under first-year offensive coordinator Mike Holmgren, the Niners accumulated more yardage than any other NFL team. WRs Jerry Rice and John Taylor, RB Roger Craig, G Guy McIntyre and QB Joe Montana were 1990 Pro Bowl participants. Rice's 1,483 receiving yards paced the league. Craig exceeded 1,000 yards rushing for the second consecutive season and running mate FB Tom Rathman led NFC running backs with 73 receptions. Montana had the best season of his career. A consensus Play-



er of the Year, Montana's 112.4 quarterback rating set a then NFL single-season record. Montana was selected by his teammates as the '89 recipient of the Len Eshmont Award. Fueled by Rice's 72-yard first quarter catch—and—run for a score, the 49ers exploded for 27 first half points and cruised to a 41–13 victory against Minnesota in their opening '89 playoff contest. The 49ers faced Los Angeles in the NFC Championship Game. The Niners started slowly, however. Two long, second-quarter scoring drives and a touchdown set up by an interception gave San Francisco a 21–3 lead at intermission. Cofer's three field goals cushioned San Francisco's lead as the team advanced to Super Bowl XXIV with a satisfying 30–3 win. The 49ers displayed optimal performance at the highest level of competition while securing their second consecutive World Championship. The resounding 55–10 defeat of the Denver Broncos in Super Bowl XXIV was a convergence of talent and technique, planning and purpose. San Francisco tied or set nearly 40 Super Bowl records and Montana was honored with the game's MVP award for an unprecedented third time.

1990

The Niners finished the season with an NFL-best 14–2 mark and came within four seconds (in a 15–13 loss to the NY Giants) of earning their third consecutive trip to the Super Bowl. In addition to recording the NFL's best win–loss mark for the second straight season, the 49ers captured the NFC Western Division title for the fifth consecutive year and the eighth time since 1981 ('81, 1983–84, 1986–90). San Francisco claimed its 11th Division crown since the NFL/AFL merger of 1970, more than any NFC Western Division opponent (the Rams were second with eight), and second most in NFL history (behind Miami's 13 AFC East titles).

San Francisco opened the 1990 season with a team-record 10 consecutive victories. The 49ers also posted an 8–0 mark on the road, giving them the longest road winning streak in league history (19 games, including postseason) heading into '91. QB Joe Montana and WR Jerry Rice again formed one of the most prolific aerial combinations in pro football. Montana, who was named 1990 Sportsman of the Year by Sports Illustrated, finished his 12th NFL season by throwing for a then team-record 3,944 yards. He also tossed 26 touchdown passes (second in the NFC) and finished as the third highest rated quarterback in the conference. On the receiving end of many of those Montana passes was Rice, who became only the fourth player in league history to reach the century mark in receptions for a single season. Rice hauled in 100 passes for 1,502 yards and 13 TDs, and earned his fifth consecutive trip to the Pro Bowl.

In one of the most memorable performances of the season (if not team history), Rice tied an NFL record with five TD receptions in a 45–35 victory at Atlanta, October 14. The defensive side of the ball was led by LB–DE Charles Haley's 58 tackles and an NFC-high 16 sacks. For his efforts, the fourth-year player from James Madison University was named as a starter in the 1991 Pro Bowl. LB Bill Romanowski led the team in tackles with 79, while CB Darryl Pollard registered 74, including a team-high 72 solo stops. A number of team career records fell by the wayside in '90. Montana slipped past QB John Brodie to take over the career passing lead (34,998

yards), while RB Roger Craig became the all-time team record holder in career receptions with 508, moving ahead of WR Dwight Clark's total of 506. The 49ers placed five players on the 1991 NFC Pro Bowl squad, four as starters. Representing the 49ers were Haley, Rice, S Ronnie Lott and G Guy McIntyre, while Montana, selected as a starter, was unable to participate because of a finger injury suffered in the NFC Championship Game.

1991

It was a classic case of "too little...too late" for the San Francisco 49ers in 1991. After losing six of their first 10 games by a total of 26 points, the Niners won their remaining six contests (by a total of 95 points) but missed the playoffs for the first time since 1982.

The 49ers finished the 1991 campaign in impressive fashion during that final six-game span, with a margin of victory that averaged almost 16 points. During that final six-game span, the Niners defeated three playoff teams (New Orleans, Kansas City and Chicago) while averaging 31.5 points per game in the process. WR Jerry Rice continued to register his place in club and league history taking over the club's career receiving record with 525 catches. Rice finished third in the NFC with 80 receptions and 1,206 yards, surpassing 1,000 receiving yards for a club-record sixth consecutive season, and he led the NFL with 14 TD receptions. QB Steve Young won the NFL passing title, despite missing six games due to a knee injury. Young, who passed for 2,517 yards and 17 TDs, finished with a 101.8 rating, besting Washington's Mark Rypien (97.9) for the title.

When Young was injured at Atlanta November 3, QB Steve Bono (1,617 yards, 11 TDs) came off the bench to rally the team to five consecutive victories. On the defensive side of the ball, S Dave Waymer finished as the leader in total tackles (86), solo tackles (77), interceptions (4), interception return yards (78) and passes defended (16) and tied CB Kevin Lewis for the lead in forced fumbles (3). LB–DE Charles Haley and DE Larry Roberts each posted seven sacks, while CB Don Griffin's 99-yard fumble return against the Bears set a team record and was the third longest return in league history. San Francisco placed three players on the 1992 NFC Pro Bowl squad, two as starters, as Rice, Guy McIntyre and Haley were all selected (Rice and McIntyre as starters). It was the sixth time in Rice's seven-year career that he was selected to play on the islands. McIntyre and Haley were each selected for the third time.

1992

The San Francisco 49ers continued their winning tradition as they once again posted the NFL's best regular season record (14–2), while winning their sixth NFC Western Division title in seven years, and advancing to the NFC Championship Game for the second time in three seasons. In the NFC Divisional Playoffs, the 49ers defeated defending Super Bowl Champion Washington (20–13). However, San Francisco fell to Dallas, 30–20, in the NFC Championship Game at Candlestick Park the following week.

WR Jerry Rice continued to etch his name in football history, becoming the NFL's all-time touchdown reception leader with 103. He tied Steve Largent's mark of 100 in Week 13 against the Philadelphia

Eagles (11–29), then broke the record the following week vs. the Miami Dolphins (12–6). QB Steve Young, who harvested a total of 34 awards, including the NFL's Most Valuable Player Award, won the NFL passing title for the second straight year, finishing an amazing 16.3 points ahead of his closest competitor. Young, who passed for 3,465 yards and 25 TDs, finished with a 107.0 rating. Following his 101.8 rating in 1991, it marked the first time in league history that anyone had posted back-to-back seasons with ratings higher than 100 each year. RB Ricky Watters gained 1,013 yards to establish a team rushing record for first-year backs. K Mike Cofer's 107 points led the 49ers in scoring for the fifth consecutive year.

On the defensive side of the ball, linebacking led the charge as LB Bill Romanowski finished as the leader in total tackles (80) and assists (15). LB Mike Walter (67 solo stops) and LB Tim Harris (17 sacks for 116 yards) also led defensive categories. CB Don Griffin paced the defensive backfield with five interceptions and 19 passes defended.

Fans at Candlestick saw the Niners rewrite part of the team's record book in '92 as they set team marks for total offense (598 yards) vs. the Buffalo Bills (Sept. 13) and points (56) in their win over the Atlanta Falcons (56–17, 10–18). San Francisco placed seven players on the 1993 NFC Pro Bowl squad, including four starters and five first-time participants. Rice, G Guy McIntyre, DT Pierce Holt and Young were all named as starters. TE Brent Jones, Watters and T Steve Wallace were also selected. It was the seventh time in Rice's eight-year career that he was selected to play on the islands and McIntyre was named for the fourth time, while the others made their first visits.

1993

The 1993 season was another in a long line of successes for the San Francisco 49ers. Among the team's accomplishments were: a 10–6 record, marking an NFL-record 11th consecutive season with 10 or more victories, the team's 10th NFC West title in 13 seasons and a third appearance in four years in the NFC title game. In addition, San Francisco led the National Football League in scoring and total offense and established or tied five of the team's nine major offensive records. The marks set included most net offensive yards (6,435), most TDs (61), most first downs (372) and highest average gain per play (6.3). The Niners also tied the team mark for net passing yards in a season with 4,302, equaling the record set in 1989.

Individually, QB Steve Young became the first player in NFL history to lead the NFL in passing three consecutive seasons, when he posted a 101.5 rating in 1993. In addition, it was his third consecutive season with a rating over 100, also a league first. Young completed 68 percent of his passes (second highest in team history) for a then club-record 4,023 yards. His 29 scoring passes in '93 ranked third on the team's single-season charts.

RB Ricky Watters led the ground game for the second consecutive season, narrowly missing the 1,000-yard mark with 950 yards. Watters posted 10 rushing TDs during the season and set an NFL single-game playoff record with a five-touchdown outburst vs. the New York Giants. WR Jerry Rice posted one of his best seasons, recording 98 receptions for 1,503 yards and 15 touchdowns on his way to being named NFL OFFENSIVE PLAYER



OF THE YEAR by Associated Press. He also received the team's Len Eshmont Award. Defensively, DT Dana Stubblefield was named the NFL DEFENSIVE ROOKIE OF THE YEAR, capping a season in which he registered 10.5 sacks. LB Bill Romanowski (105) and S Tim McDonald (91) topped the team in tackles. Young, Rice and McDonald were selected to the Pro Bowl, joining T Harris Barton, G Guy McIntyre, TE Brent Jones and C Jesse Sapolu with that honor.

1994

The 1994 San Francisco 49ers completed one of the most impressive seasons in NFL history by capturing their NFL-record fifth Super Bowl Championship at Joe Robbie Stadium in Miami. San Francisco defeated the San Diego Chargers 49-26 in Super Bowl XXIX to put the finishing touches on a 16-3 season and win an unprecedented fifth Vince Lombardi Trophy.

The offseason started on a high note. Despite facing an NFL-imposed salary cap in 1994, the 49ers still managed to sign such veteran free agents as LB Ken Norton Jr., LB Gary Plummer, DE Tim Harris, DE Charles Mann, DE Richard Dent, LB Rickey Jackson, C Bart Oates, WR Ed McCaffrey and CB Toi Cook. Then, after some draft day maneuvering, San Francisco came away with two first-round picks in DT Bryant Young and FB William Floyd. Injuries, however, played a key factor early in the campaign. By the end of the second game in Kansas City, the 49ers had lost most of their starting offensive line, as well as the services of Dent, their top pass-rusher, to various injuries. Despite signing CB Deion Sanders prior to Week 3, the problems continued. Still playing with a decimated line, San Francisco suffered its worst loss in almost 14 years when it dropped a 40-8 decision to the Philadelphia Eagles in Week 5 at Candlestick Park. The season turned around the following Sunday at Detroit when the 49ers, trailing 14-0 at one point, rallied to defeat the Lions 27-21. That win started a winning streak that extended 10 games and saw the 49ers finish 13-3 and win the Super Bowl. Among the other highlights from the 1994 season, the 49ers offense was one of the most potent ever. During the 16-game regular season, the 49ers scored a team-record 505 points, a total that ranks as the fourth-highest total in NFL history. The 31.6 points per game average also established a team record. In addition, San Francisco scored 66 touchdowns, shattering the previous team mark of 61.

QB Steve Young recorded one of the finest seasons in NFL history. He set a league record with a QB rating of 112.8 and became the first player in NFL history to lead the league in passing four consecutive seasons. He also set team records for completion percentage (70.2) and touchdown passes (35). In Super Bowl XXIX, he passed for a record six touchdowns, while being named the game's MVP.

Rookie Floyd emerged as one of the league's brightest young stars, rushing for 305 yards and six TDs. The 49ers went 10-1 after he was named to the starting lineup in Week 6 at Detroit. Young finished third on the team in rushing with 293 yards and led the team with seven rushing touchdowns. WR Jerry Rice set a team record with 112 receptions for 1,499 yards and 13 touchdowns. However, his shining moment came in Week 1 vs. the Los Angeles Raiders when he eclipsed Jim Brown's all-time touchdown mark with 127. Norton Jr. led the 49ers

with 92 total tackles and 79 solo stops. S Merton Hanks placed second with 79 tackles (66-13) while leading the team with seven interceptions. DT Dana Stubblefield's 8.5 sacks and 53.5 sack yards led the squad for the second consecutive season. And finally, Sanders, who joined the team in Week 3, shattered the team record with an NFL-high 303 interception return yards on six thefts. Among his three returns for touchdowns (tying a team mark) were efforts of 93, 90 and 74 yards. He was named the NFL Defensive Player of the Year as well as a starter in the Pro Bowl. Other Pro Bowl selections included Young, Rice, TE Brent Jones, Oates, G Jesse Sapolu, Hanks, Stubblefield, S Tim McDonald and RB Ricky Watters. CB Eric Davis had a team-leading 22 passes defended during the regular season and four interceptions in the playoffs.

1995

San Francisco once again captured the NFC West Championship, despite battling through a season in which injuries wreaked havoc time and again. Among the key contributors who were sidelined during the campaign were starting FB William Floyd, whose season ended with a severe knee injury in the October New Orleans game, and QB Steve Young, who missed five games with a shoulder injury. Those injuries, in addition to several others in the offensive line throughout the season, would have crippled most teams; however, the 1995 49ers established a reputation as one of the grittiest in team history.

The defensive unit created a new aggressive identity, finishing the season ranked number one in the NFL. Not only did it lead the league in scoring defense, it set team records for fewest rushing yards allowed (1,061) and fewest rushing yards per game (66.3). San Francisco's defense also excelled in takeaways, forcing a total of 34, including a team-record seven (five interceptions, two fumbles) that resulted in touchdowns.

Among the standout performers were Pro Bowl selections CB Eric Davis, FS Merton Hanks and SS Tim McDonald, marking the second consecutive season the 49ers secondary included three Pro Bowl picks. LB Ken Norton Jr. racked up 127 tackles and set a team single-game record by returning two interceptions for touchdowns at St. Louis. LB Lee Woodall and DT Dana Stubblefield rounded out the Niners Pro Bowl defensive players. Offensively, WR Jerry Rice posted the finest of his legendary 11 seasons with the 49ers. He became the NFL's career leader with 942 receptions and 15,123 yards, while also establishing the league's single-season standard with 1,848 yards. He was named as a starter in the Pro Bowl for the 10th consecutive season.

Young, who returned to quarterback the team for the final four regular season games, was also selected to the Pro Bowl, as was TE Brent Jones, who made the squad as an alternate. One of the highlights of the season was the emergence of QB Elvis Grbac. Playing in place of the injured Young, he directed the Niners to three of their biggest wins of the season at St. Louis, at eventual world champion Dallas and at Miami. Floyd was the recipient of the team's Len Eshmont Award.

1996

One streak continued and another ended for San Francisco in 1996. With a 12-4 record, the 49ers

reached double digits in the win column for the 14th consecutive season, the longest streak in the NFL. However, the upstart Carolina Panthers unseated the Niners as NFC West Champions, ending their four-year reign. San Francisco remained one of the league's most dangerous teams with an aggressive defense and a productive offense. Despite losing QB Steve Young for four full games and parts of four others with various injuries, the 49ers offense ranked second in the NFC with 398 points and sixth in the NFL in total offense.

WR Jerry Rice became the first player in NFL history to record four 100-catch seasons after making a league-high 108 receptions for 1,254 yards. The 12-year veteran earned his NFL record-tying 11th Pro Bowl invitation and was a first-team All-Pro selection. Young won his fifth NFL passing title with a QB rating of 97.2 and was named to the Pro Bowl for the fifth consecutive season.

Defensively, the 49ers had the league's most imposing pass rushing trio in DE Roy Barker, DT Bryant Young and DE Chris Doleman. Barker finished fourth in the NFC with 12.5 sacks, while Doleman's 11 sacks moved him into seventh on the NFL's career list with 115.5. Young was named a starter on the NFC Pro Bowl team and earned first-team All-Pro honors after posting 11.5 sacks and 85 tackles. He also claimed the 49ers Len Eshmont Award as the team's most inspirational and courageous player. The third-year veteran was joined on the Pro Bowl team by FS Merton Hanks, who was invited for the third consecutive season. As usual, Rice's assault on the record books continued. He became the first player in NFL history to register 1,000 career receptions and 16,000 receiving yards. Rice also surpassed K Ray Wersching as the team's all-time leading scorer with 982 points.

1997

Although they appeared vulnerable after first week injuries to QB Steve Young and WR Jerry Rice, the San Francisco 49ers rallied under the direction of rookie head coach Steve Mariucci, reclaimed the NFC West title and advanced to the NFC Championship Game. The 49ers finished with a 13-3 mark, including an 11-game winning streak, despite losing Rice for all but two games. They did it behind a newfound running attack and the league's top-ranked defense.

Mariucci became one of 13 head coaches since the NFL-AFL merger in 1970 to lead his team to a division title in his rookie season, and he was the fourth to do it directly out of the college ranks. The former University of California skipper established an NFL record for consecutive wins by a rookie head coach with an 11-game streak (games 2-12). The 49ers claimed their 13th NFC West title in 17 years and posted 10-or-more wins for the 15th consecutive season. Young suffered a concussion against Tampa Bay on opening day, but remained healthy throughout the season and claimed his NFL record-tying (Sammy Baugh) sixth league passing title with a rating of 104.7. The 13-year veteran showed consistency while getting adjusted to a new coach, new running back and two young receivers.

The 49ers made a commitment to a power rushing attack by signing G Kevin Gogan during the offseason. The additional size up front allowed the 49ers to finish fourth in the NFC in rushing yards. RB Garrison Hearst (1,019 yards) became the first 49ers running



back to rush for 1,000 yards since 1992. With Rice out, WR Terrell Owens and WR J.J. Stokes became the primary receiving targets. Owens led the team with 63 receptions for 936 yards and eight touchdowns, while Stokes posted 58 receptions for 733 yards and four touchdowns. Rice returned for one game against Denver (12–15) and helped the 49ers clinch home field advantage throughout the playoffs with a 34–17 win. Rice became the first non-kicker in league history to reach 1,000 points with a 14-yard touchdown catch in the second quarter of the Broncos contest.

The 49ers defense led the league in total yards allowed (250.8), finished second in takeaways (41) and was tied for third in sacks (54). They helped carry the burden as the offense adjusted to new personnel. For the second consecutive season, the 49ers had three players reach double figures in sacks. DT Dana Stubblefield (15.0), DE Chris Doleman (12.0) and LB Kevin Greene (10.5) led the sack attack. Stubblefield finished second in the league in sacks and was named NFL Defensive Player of the Year by Associated Press and earned the Len Eshmont Award as the team's most inspirational player. Of the seven 49ers named to the Pro Bowl, five were from the defense. Stubblefield was joined by Doleman, FS Merton Hanks, LB Lee Woodall and LB Ken Norton Jr. Gogan and Young were San Francisco's offensive selections.

1998

Led by one of the most productive offenses in team and league history, San Francisco posted its 16th consecutive winning season and remained one of the NFL's elite teams. Behind the strong arm of QB Steve Young, the powerful legs of RB Garrison Hearst and the triple-threat receiving corps of WR Jerry Rice, WR Terrell Owens and WR J.J. Stokes, the 49ers rolled to a 12–4 regular season mark and an appearance in the NFC Divisional Playoff Game. Young opened the season in sizzling fashion. The 14-year veteran established an NFL record by throwing for over 300 yards in six consecutive games, breaking the previous record of five held by former 49ers QB Joe Montana. Young finished the season completing 322-of-517 (62.3) passes for 4,170 yards and 36 touchdowns. His final passing rating of 101.1 marked the seventh consecutive season he has surpassed the 100-point barrier and earned him his seventh consecutive trip to the Pro Bowl.

The 49ers offensive line, led by Pro Bowl G Kevin Gogan, paved the way for Hearst's record-setting season. Hearst, and his team-record and career-high 1,570 yards rushing, were a major reason the 49ers led the NFL in rushing. His 198-yard performance against the New York Giants on Monday Night Football also set a then team-record and was a personal-best. His four plays of 70 yards or more led the league and helped earn him his first career Pro Bowl selection.

The 49ers receiving corps was in the capable hands of Rice, Owens and Stokes. Rice, returning from a serious knee injury in 1997, earned his 12th career Pro Bowl nomination and finished with a team-high 82 receptions for 1,157 yards and nine touchdowns. The athletic Owens asserted himself among the league's best receivers and brightest young stars by catching 67 passes for 1,097 yards and 14 touchdowns. Stokes caught a career-best 63 passes for 770 yards and eight touchdowns.

The 49ers defense was paced by the inspiring play of DT Bryant Young. Young was having an exceptional season with 54 tackles and 9.5 sacks before suffering a season-ending leg injury against the New York Giants on Monday Night Football. Young was still named Eshmont Award winner although missing the final four regular season games. LB Winfred Tubbs, in his first season with the 49ers, earned his first career Pro Bowl nomination after finishing with 112 tackles. CB Darnell Walker, FS Merton Hanks, S Zack Bronson and S Tim McDonald led the team with four interceptions each.

1999

San Francisco had a streak of 16 consecutive winning seasons snapped, after finishing the 1999 season with a 4–12 record. A season-ending injury to QB Steve Young in Week 3 sent the 49ers into a tailspin from which they did not recover. Replacing Young proved to be quite a task for QBs Jeff Garcia and Steve Stenstrom. Garcia received the first try at the job and responded admirably, posting a 24–22 victory, with a QB rating of 106.0, over the Tennessee Titans in his first NFL start. Garcia would start the next four games, but was replaced by Stenstrom in Week 10 at New Orleans. With Stenstrom struggling in starts against the Saints, Rams and Packers, the 49ers coaching staff returned Garcia to the starting lineup for a December 5 game at Cincinnati. And what a return it was. Garcia threw for a career-high 437 yards against the Bengals, including throwing two touchdown passes to WR Jerry Rice. The game proved to be an impetus for Garcia, who over the final five games of the season completed 121-of-182 passes for 1,441 yards, eight touchdowns and three interceptions for a quarterback rating of 98.3.

During that stint, Garcia completed 66.5 percent of his passes and was sacked just three times for 25 yards. San Francisco also was faced with the task of replacing 1998 Pro Bowl RB Garrison Hearst and his team-record 1,570 yards rushing. A key off-season acquisition of RB Charlie Garner proved more than an adequate replacement. Garner rushed for a career-high 1,229 yards, caught a career-high 56 passes for 535 yards and finished third in the NFL with 1,764 total yards.

The San Francisco running attack also was given a boost by second-year FB Fred Beasley's 276 yards rushing and 282 yards receiving, both marks were career-high's. Overall the 49ers led the NFL with 2,095 yards on the ground, becoming the first team to lead the league for consecutive seasons since Buffalo did it in 1991–92. The 49ers also led the league with a per-rush average of 5.0 yards.

The San Francisco receiving corps was once again paced by Rice. He finished the year with 67 receptions for 830 yards and five touchdowns. Certainly not the kind of numbers that Rice is accustomed to, but over the final five games of the season, Rice caught 24 passes for 420 yards (17.5) and three touchdowns. In that span he posted two 100-yard games, including a six-reception, 143-yard effort at Atlanta (1–3) in the season finale. WR Terrell Owens added 60 receptions for 754 yards and four touchdowns while J.J. Stokes totaled 34 grabs for 429 yards and two touchdowns, including a five-reception, 130-yard performance at Atlanta (1–3) in the season finale.

The 49ers defense struggled for much of the season, but was highlighted by several individual

performances. DT Bryant Young was named the Associated Press Comeback Player of the Year and earned a Pro Bowl selection. After overcoming a devastating leg fracture that ended his 1998 season and left his future clouded in doubt, Young answered all questions by earning a Pro Bowl nomination with his 11.0 sacks on the season. S Lance Schulters, in his first season as a starter, responded by finishing second in the NFC with six interceptions, including a game-winning 64-yard return against New Orleans (9–19) in the second week of the season. Schulters was named as the starting free safety for the NFC squad in the 2000 Pro Bowl.

2000

San Francisco opened its sixth decade in the NFL under new leadership. The transfer of ownership from Edward J. DeBartolo, Jr. to his sister Denise DeBartolo York was approved by the NFL May 23, 2000. DeBartolo, Jr. ended his tenure after guiding the 49ers to five Super Bowl Championships and 16 postseason appearances. A young San Francisco team, which at one point started five rookies on defense, showed marked improvement throughout the season, winning four of the last six games, to finish 6–10.

The offense again was one of the best in the league, which led to three starters being named to their first Pro Bowl – QB Jeff Garcia, RB Charlie Garner and WR Terrell Owens. Garcia, who was in his first season as the full-time starter, set the pace for the offense all season long. He set career-highs in every category, completing 355-of-561 passes for a team-record 4,278 yards, with 31 touchdowns and only 10 interceptions. He finished the year ranked fifth in the NFL with a 97.6 quarterback rating. Garcia started all 16 games and had six 300-yard passing games, including a 402-yard effort against Chicago in December, which was his third straight 300-yard passing performance and his sixth of the season. His productivity not only led to his first Pro Bowl appearance, but Football Digest also named him the NFL's Most Improved Player.

WR Terrell Owens was one of the many benefactors of Garcia's success. Owens posted his second career 1,000-yard season, catching a career-high 97 passes for 1,451 yards, which ranked him fourth in the NFL. Owens, who only played in 14 games during the season, also had five 100-yard games and scored a team-high 13 touchdowns. Owens had his best performance of his career against Chicago in December, breaking a 50-year old NFL record with 20 receptions for 283 yards and one touchdown. Owens broke Tom Fears' NFL record of 18 receptions in a game, which he set back in 1950 with the Rams. The 49ers backfield was again in the capable hands of Garner and FB Fred Beasley. Garner earned his first Pro Bowl appearance and became the fourth 49ers running back to rush for 1,000 yards in back-to-back seasons. Garner, behind the stellar play of the 49ers offensive line, ran for 1,142 yards on 258 carries and seven touchdowns. Also a receiving threat, Garner set career-highs with 68 receptions for 647 yards and three touchdowns. In addition, he established a team record with 201 yards rushing vs. Dallas. Beasley also had a solid year, rushing for 147 yards on 50 carries and three touchdowns, while catching 31 passes for 233 yards and three touchdowns.

The 49ers defense was young, but got better over



the last half of the season. The defense was again paced by the efforts of DT Bryant Young, who posted 51 tackles and led the team in sacks with 9.5. LB Ken Norton Jr. was one of only three players to start all 16 games, extending his consecutive games streak to 160. The 49ers defense started five rookies in the final game at Denver and had seven different rookies start throughout the 2000 campaign. Rookies CB Ahmed Plummer, DE John Engelberger and CB Jason Webster all started at least 10 games. Six rookies—Plummer, Webster, Engelberger, LB Julian Peterson, DT Cedric Killings and S Ronnie Heard—participated in more than 20-percent of the total 1,096 plays.

2001

The San Francisco 49ers made their return to the playoffs after a two-year absence, as the young and improving team posted a 12–4 record. The year marked the return of RB Garrison Hearst, who came back from a devastating ankle injury that kept him out of football for two seasons. Hearst rushed for 1,206 yards, was named Associated Press Comeback Player of the Year and also earned his second career Pro Bowl nomination. In total, the 49ers had six players travel to the islands for the annual all-star game. In addition to Hearst on offense, QB Jeff Garcia and WR Terrell Owens made their second straight appearances, C Jeremy Newberry played in his first Pro Bowl, G Ray Brown made the first Pro Bowl appearance in his 16-year career, and on defense DT Bryant Young made his third Pro Bowl appearance, anchoring the 49ers defense that improved from ranking 29th in 2000 to 13th in 2001.

The offense was again in the capable hands of Garcia. The Gilroy native proved that 2000 wasn't a fluke. He completed 316-of-504 passes for 3,538 yards. The third-year veteran also threw 32 touchdowns, becoming the first 49ers quarterback to throw for 30 or more touchdowns in consecutive seasons. Owens was one of Garcia's favorite targets, especially when it came to the endzone. Owens caught 93 balls for 1,412 yards and a career-high and NFL leading 16 touchdowns. While Hearst was the big story, the offensive line, which returned all five starters from the 2000 season, proved to be vital to the team's success. For the fifth consecutive season, San Francisco produced a 1,000-yard rusher, which set a new team record.

The defense was still young, but improved as the season progressed. The defensive line added two new starters to the mix, although one of them was not so new. DT Dana Stubblefield returned to the 49ers after spending three seasons with Washington and rookie DE Andre Carter made an impression, especially in the last four weeks of the season when he was named NFC Rookie of the Month. Carter led the team in sacks with 6.5, adding 4.5 of those in the last five games. The unit as a whole improved over the last half of the season, posting a team-record three shutouts in the last month of the campaign. Another big addition was LB Derek Smith, who came over from the Redskins as well. Smith brought with him four consecutive seasons of 100 tackles or more. Smith kept that streak alive as he led the defense with 126 total tackles. Also helping the defense with its improvement was S Zack Bronson and CB Ahmed Plummer. Both players recorded career-highs with seven interceptions each. Bronson also returned two for touchdowns, including a career-high and team record 97-yard return at Chicago.

2002

The San Francisco 49ers entered 2002 with hopes of advancing past the first round of the NFC playoffs. The team accomplished the mission finishing the season with 10 wins and advancing to the NFC Divisional Playoffs in grand fashion with the second largest playoff comeback in NFL history. The 49ers finished the season with a 5–1 division record and won their first division title since 1997. The team's success came from its ability to minimize turnovers, along with a strong running game. The 49ers gained 2,244 yards on the ground for the second consecutive season and RB Garrison Hearst established a career-high with eight rushing touchdowns. Helping Hearst were Pro Bowlers G Ron Stone and C Jeremy Newberry, who anchored an offensive line that was third in the NFL in fewest sacks allowed.

San Francisco had the least amount of turnovers in the NFC with 17. In his third season as director of the 49ers offense, QB Jeff Garcia earned his third consecutive Pro Bowl berth. He completed 62 percent of his passes and tied a team record by directing five fourth-quarter comebacks. WR Terrell Owens continued his dominance with a career-high 100 receptions and led the NFL with 13 receiving touchdowns. Owens surpassed 1,000 receiving yards for the third consecutive season and earned his third consecutive Pro Bowl bid.

Defensively, LB Julian Peterson had a breakout season with a career-high 104 tackles. He shut down several of the league's top tight ends and made history by playing four positions in a single game against Dallas (12–8). His effort earned him his first career Pro Bowl appearance. DT Bryant Young added an interior presence with his fourth career Pro Bowl nomination and S Tony Parrish proved to be an invaluable pickup with a career-high seven interceptions. He won the Len Eshmont and the Ed Block Courage Award, both firsts for a player in his inaugural season.

2003

Head Coach Steve Mariucci was released from the final year of his contract on January 15, 2003. The 49ers conducted an extensive search for Mariucci's successor and in the end hired Dennis Erickson. Erickson was introduced as the 14th head coach in 49ers team history on February 12, 2003. The Erickson era started with a 7–9 record for the 49ers in 2003.

The team struggled on the road, winning only one game, but was impressive at home, scoring more than 45 points in two separate home games. The team was represented in the Pro Bowl, the 23rd consecutive year the 49ers had at least one team representative in the islands. In 2003, WR Terrell Owens made his fourth consecutive Pro Bowl, LB Julian Peterson made his second consecutive trip and FB Fred Beasley made his first career appearance in Hawaii. On offense, QB Jeff Garcia missed three games due to injury, but threw for 2,704 yards and 18 touchdowns. In his place, QB Tim Rattay responded admirably, throwing for 856 yards and seven touchdowns while posting a 2–1 record in those three games. RB Kevan Barlow recorded his first career 1,000-yard rushing season after becoming the main tailback after RB Garrison Hearst went down with a knee injury and missed the final four games. Owens recorded his fourth consecutive 1,000-yard

season, amassing 1,102 yards despite missing the final game of the year.

The 49ers defense finished the year ranked 13th overall in the NFL and ninth against the run. The unit was led by Pro Bowler Peterson, who led the team in sacks with seven, and S Tony Parrish, who tied for the league lead with nine interceptions. The group as a whole recorded 42 sacks on the year, the highest total since 1998, which was good for second in the NFC and tied for fourth in the NFL. In addition, the 49ers defensive unit allowed only 268 yards per game, the lowest total since 1997. San Francisco also caused turnovers as evidence by its 13 fumble recoveries, its highest total since 1997.

2004

The San Francisco 49ers continued to build depth with a young squad of versatile and talented athletes in 2004. Despite a 2–14 overall record, the group was able to gain significant experience while individuals on both sides of the ball notched career milestones over the 16-game span. The 49ers also swept NFC West rival Arizona in two thrilling overtime battles in the confines of both Monster Park and on the road in Sun Devil Stadium. The team was also represented in the Pro Bowl for the 24th consecutive year as LS/TE Brian Jennings made his first trip to the Pro Bowl. Jennings was chosen to serve as a "need" player in Hawaii by the NFC coaching staff. On offense, TE Eric Johnson returned to the lineup after missing 2003 with a broken collarbone and paced the team with 82 receptions for 825 yards and two touchdowns. His performance was the best-ever by a 49ers' tight end.

WR Brandon Lloyd led the scoring attack with six touchdown receptions while RB Kevan Barlow steadied the ground game with 244 carries for 822 yards and seven touchdowns. Under center, QB Tim Rattay battled shoulder, forearm and foot injuries to play in nine games, including a career-best 417-yard performance in the 49ers first of two bouts against Arizona. Rattay rallied the offense from a 16-point fourth-quarter deficit to win 31–28 in overtime. In the process, he completed a team-record 38 passes en route to his first 400-yard game.

DT Bryant Young's 11 years of NFL experience served as the veteran voice behind the defensive unit. Young led the line with 79 tackles and three sacks and enjoyed a career game against Chicago after notching 10 tackles and two sacks, his 17th career multi-sack game. For his efforts, Young was presented the team's Len Eshmont and Bill Walsh Awards. It was an unprecedented fifth Len Eshmont award win for Young. DE John Engelberger responded with a career year, with a career-high 64 tackles. He led team with 6.0 sacks. Also a steady rock on defense was SS Tony Parrish, who started all 16 games to give him 112 consecutive career starts, the third-longest active streak at his position. LB Derek Smith also chipped in at the linebacker post, reaching the 100-tackle plateau for the eighth straight year. Smith and fellow LB Jeff Ulbrich led the team with 167 tackles. After a season-ending Achilles injury to LB Julian Peterson, LB Jamie Winborn stepped up with 104 tackles, 4.5 sacks and three forced fumbles.

The 49ers also saw much promise from a handful of young participants. Second-year T Kwame Harris played in 14 contests and did not allow a sack in the last five games after returning to the start—



ing lineup on the left side. Also gaining experience on the line was rookie G Justin Smiley who played in all 16 games with nine starts. On the opposite side of the ball, rookie RCB Shawntae Spencer finished third in the league with 12 starts as a rookie. He also led the defensive unit with 12 passes defended. Second-year DT Anthony Adams continued to flourish in his role, registering a career-high nine stops against Washington. The special teams unit remained staunch, led by the efforts of rookie P Andy Lee. Lee finished the season with a 41.6-yard average, the highest since P Reggie Roby during the 1998 campaign. He led all rookies in the NFC in gross average and boomed an 81-yard punt against Tampa Bay (11–21–04) which was the longest of 2004 and the fourth-longest in team history. Another rookie, S Keith Lewis, also made his presence felt as he became the first player in 49er history to block a punt, force a fumble and recover a fumble in the same season. Lewis was able to accomplish this trifecta on only special teams plays.

2005

The San Francisco 49ers faced a tremendous amount of adversity during the 2005 campaign under new Head Coach Mike Nolan, but utilized both the highs and lows as opportunities to grow and improve. With a mix of veteran experience and young talent, the team doubled their win total from 2004 with a 4–12 record, including a series sweep over NFC West division rival St. Louis, a home win against playoff contender Tampa Bay, and a nail-biting overtime victory in the 2005 season finale against Houston.

The 49ers also made a historic trip to Mexico City to play NFC West division rival Arizona in front of an NFL-record 103,467 fans. Even though the 49ers lost a league-high 101 games by starters, including three of the four starters in the secondary, there were many individual and team bright spots, including strong showings from five players who started every game in 2005 (LB Derek Smith, NT Anthony Adams, G Justin Smiley, T Kwame Harris and C/G Eric Heitmann). Of the 11 original 2005 draft selections, 10 went on to spend the 2005 season on the 49ers roster and contributed on offense, defense and special teams. Six of the 10 started in some capacity throughout the season (RB Frank Gore, QB Alex Smith, G David Baas, T Adam Snyder, TE Billy Bajema and CB Derrick Johnson).

On offense, four different quarterbacks saw time under center. The most experienced of the four in the quarterback rotation, Tim Rattay, took the initial starting reins and led the 49ers to a 28–25 opening day victory against St. Louis. Shortly after, first overall draft pick Alex Smith made his professional debut, stepping in to relieve Rattay at Arizona in Mexico City. With the eventual trade of Rattay in Week 7 to Tampa Bay, and a knee injury to Smith, both Ken Dorsey and Cody Pickett also stepped in to call plays in the pocket. Smith returned to the starting lineup and gained valuable playing experience, seeing action in nine games with seven starts while showing outstanding poise and maturity in the pocket.

WR Brandon Lloyd led the aerial attack with 48 catches for 733 yards including five touchdowns from four different quarterbacks. WR Arnaz Battle also gained ground after rebounding from a knee injury, averaging 11.3 yards per catch while snagging three touchdowns. On the ground, RB's Kevan

Barlow, Frank Gore and Maurice Hicks all chipped in 100-yard single-game performances and three touchdowns each. Gore had a stellar first season while pacing all 49ers rushers with 127 carries for 608 yards. After losing C Jeremy Newberry and LT Jonas Jennings to injuries, the offensive line was able to develop some consistency in the second half of the season with rookie LT Adam Snyder and rookie G David Baas making significant strides as starters. Eric Heitmann also held strong as both a guard and center.

Defensively, veteran leader DE Bryant Young led the team with eight sacks (including three multi-sack contests), his most since 2000. His 77.5 sacks put him into third place on the 49ers all-time sack leader list. For his stellar performance, Young was voted by his teammates as the 49ers recipient of the Len Eshmont and Ed Block Courage Awards. Also paving the way was LB Derek Smith, whose 163 tackles led the 49ers, his fifth straight time to pace the unit. The team's co-MVP/Bill Walsh Award winner also notched his ninth straight 100-yard campaign. In the absence of an injured Jeff Ulbrich, LB Brandon Moore responded by finishing second on defense with career highs in tackles (93), sacks (5), interceptions (1) and fumble recoveries (1). Before he was lost for the season with a fractured fibula, S Tony Parrish posted two interceptions, returning one for a touchdown. His teammates, CBs Mike Adams and Shawntae Spencer led the team with four interceptions and a touchdown return each.

The special teams unit played a big part in the team's scoring efforts as co-MVP Bill Walsh Award winner K Joe Nedney accounted for 97 49ers points off of 28 field goals (including a 56-yard career long) and 19 extra points. P Andy Lee's three touchbacks in 107 punts placed him with the third-best ratio of touchbacks-to-punts among punters with 30 or more kicks in 2005. Special teams ace Terry Jackson stayed true to his form by leading the coverage unit with 21 tackles. And rookie return man Otis Amey got the season off to an electrifying start after returning a 75-yard punt for a touchdown in the season opener against St. Louis. Amey became the fifth 49ers rookie to return a punt for a touchdown and the first to do so on his first-ever return. He also became the second 49ers player (behind WR Nate Singleton) to score a touchdown on his first touch.

2006

Under the direction of second-year Head Coach Mike Nolan, the 49ers continued to build a framework for success – that included utilizing young talent sprinkled with enough veteran leadership to mentor and keep the group heading in the right direction. After a 4–12 campaign in 2005, the 49ers significantly increased their win total to seven and closed the year with two, morale-boosting road wins in Seattle and Denver to finish 7–9. The organization picked up some key free agents prior to the start of the 2006 season, including All-Pro and future Hall of Fame G Larry Allen, speedy playmaker CB Walt Harris and 13-year NFL veteran and proven Super Bowl winner QB Trent Dilfer. Their acquisitions paid immediate dividends. Allen and Harris joined second-year RB Frank Gore at the Pro Bowl to mark the 25th time in club history the team has been represented, and Dilfer served as a sturdy mentor to second-year starting QB Alex Smith.

The 49ers also added talent through the draft,

picking up nine immediate contributors. Eight of the nine draft picks (TE Vernon Davis, LB Manny Lawson, WR Brandon Williams, RB Michael Robinson, DE/LB Parys Haralson, TE Delanie Walker, S Marcus Hudson and DE Melvin Oliver) saw action during the season while three (Davis, Lawson and Oliver) were starters.

Offensively, the 49ers grew by leaps and bounds, largely in part to the schemes and game plans run by new Offensive Coordinator Norv Turner. QB Alex Smith began to flourish under Turner's guidance and became the first-ever 49ers quarterback to take every snap for the entire regular season while showing dramatic improvement in year two. He set career highs in every offensive category and led the 49ers to a fourth-quarter comeback win (24–14) in Seattle in his first career primetime game. C Eric Heitmann held strong under center, serving as the line's vocal and emotional leader and Bobb McKittrick Award winner. Leading the offensive production was RB Frank Gore, who plowed behind the line and new free agent FB Moran Norris en route to setting a franchise-record 1,695 rushing yards, tops in the NFC, and another record 2,180 combined yards. His 212-yard performance against Seattle was the highest single-game rushing total in 49ers history and was one of nine 100-yard rushing performances on the season. Gore was voted the team's co-MVP/Bill Walsh Award winner and Ed Block Courage Award recipient. Also chipping in was rookie TE Vernon Davis, who scored on his first NFL touch, a 31-yard touchdown catch in the season opener at Arizona.

The defensive unit overcame some early struggles and improved significantly during the second half of the season. LB Brandon Moore led the unit in tackles (114) and sacks (6.5) in his first year as a full-time starter. Consummate veterans LB Derek Smith (93 tackles), DT Marques Douglas (75 tackles, three sacks) and seven-time Len Eshmont Award winner DE Bryant Young (60 tackles, 5.5 sacks) led the group up front while CB Walt Harris and S Keith Lewis (72 tackles, two interceptions, one sack) proved to be new, impact presences in the secondary. Harris finished with one sack and a career-high eight interceptions including a 28-yard touchdown return at Denver. Rookie LB Manny Lawson wrapped his inaugural campaign with 65 tackles, 2.5 sacks, one interception and a blocked punt while rookie DE Melvin Oliver had 50 stops, one sack and a 12-yard fumble return for a touchdown. On special teams, K Joe Nedney amassed 116 points, the second-highest total of his career and eighth most in team history. Nedney was also successful on three onside kicks. RB Maurice Hicks continued to play a key role in the special teams effort. He led the unit with 20 tackles, one fumble recovery and also returned 57 kickoffs for a franchise record 1,428 yards, third best in the NFC. Also making a difference on the special teams unit was rookie RB Michael Robinson, who finished with 16 stops and a 33-yard return for a first down on a fake punt at Seattle.

2007

Head coach Mike Nolan and his team entered the 2007 season believing that anything less than the playoffs would be a disappointment. Unfortunately, the team fell far short of that mark with an overall 5–11 record as four different quarterbacks took the helm of the 49ers offense. 49ers fans did experience some highlights in 2007, including another 1,000–



yard rushing season for RB Frank Gore and a stellar season by LB Patrick Willis. The 49ers top pick out of Ole Miss won Defensive Rookie of the Year and Pro Bowl honors. Willis was also the only NFL rookie to be named All-Pro in 2007, becoming the first 49ers defensive rookie to earn the honor since CB Ronnie Lott in 1981. His 226 tackles was an unofficial NFL record and Willis earned numerous additional accolades. P Andy Lee joined Willis at the Pro Bowl as he put together one of the greatest punting seasons in NFL history. Lee set an NFL record for punts downed inside the 20-yard line with 42, while ranking second in gross punting average (47.3) and net punting average (41.0) behind Oakland's P Shane Lechler.

The 49ers went 2–1 in primetime games in 2007, winning the season opener on Monday Night Football against the Arizona Cardinals and defeating the Cincinnati Bengals on a Saturday night game in December. QB Alex Smith started the season with a 2–1 record before experiencing a shoulder injury in the fourth game of the season against Seattle. He eventually was placed on Injured Reserve in December and underwent surgery. QB Trent Dilfer stepped in for Smith and led the team with 1,166 passing yards on 113-of-219 passing. Dilfer eventually would suffer a concussion vs. Minnesota (12–9), and QB Shaun Hill replaced the veteran in Week 13 of the season. Hill was sharp during his three games of action, completing 54-of-79 passes for 501 yards with five touchdowns and one interception. However, Hill would also succumb to injury, being sidelined with a back injury for the season finale. QB Chris Weinke saw action in the final game of the season.

Despite inconsistency on offense, the 49ers special teams unit was among the league's most elite in 2007. K Joe Nedney connected on 17-of-19 field goal attempts, while Lee booted 49 punts of 50 or more yards (16 more than any other punter). At the conclusion of the season, one of the all-time great 49ers, DT Bryant Young, retired from the NFL after 14 seasons with San Francisco. Young led the 49ers with 6.5 sacks and finished with 89.5 sacks for his career, which is third on the 49ers all-time sack list behind Cedrick Hardman and Tommy Hart. He earned his eighth Len Eshmont Award, given to the player who best exemplifies the inspirational and courageous play of Len Eshmont.

2008

The San Francisco 49ers entered the 2008 season following a simple mantra, 'One game at a time.' Throughout the year, 49ers players and coaches experienced several transitions and tribulations, but did not allow their minds to linger in the past, nor venture too far into the future. The focused approach proved effective as the team won five of its final seven games to close out the season.

After a promising 2–1 start to the year, San Francisco dropped four straight contests before making a change at head coach. In his fourth season at the helm of the 49ers, Mike Nolan was replaced by assistant head coach/linebackers coach Mike Singletary. Upon accepting the position, Singletary said the foundation was in place to take the team to the 'next level.' The response by his players and staff proved positive as the 49ers finished with a 5–4 record under Singletary's direction. Immediately following the conclusion of the season finale against Washington, team President Jed York announced to onlooking players and coaches in the locker room

that Singletary would remain the 49ers head coach moving forward. The quarterback position was one of the first areas that Singletary addressed when taking over midway through the 2008 season. QB J.T. O'Sullivan started the first eight games of the year and showed an ability to make big plays, but costly turnovers proved to be problematic for the signal caller. O'Sullivan was replaced at the end of the first half of Singletary's first game as head coach against Seattle. Singletary later announced QB Shaun Hill would take over the starting role for the remainder of the season. The move appeared to be the right one as Hill went on to post a 5–3 record and a 87.5 overall passer rating. While Hill made his season debut midway through the year, RB Frank Gore was once again the centerpiece of the 49ers offense.

Despite missing two games with an ankle injury, Gore became the first 49ers player to rush for over 1,000 yards in three consecutive seasons, finishing the year with 1,036 rushing yards and 1,409 total yards from scrimmage. WR Isaac Bruce, who earned the team's coveted Len Eshmont Award in his first season in a 49ers uniform after spending 14 years with the Rams, recorded team-highs in receptions (61), receiving yards (835) and touchdown catches (7). TE Vernon Davis, who was named as an alternate for the Pro Bowl, finished the season ranked fourth on the team in receptions (31) and receiving yards (358).

On defense, Singletary consulted with defensive coordinator Greg Manusky and transitioned the unit into a more simplified, yet productive 3–4 alignment midway through the season. Over the final nine games of the year, the 49ers improved from 23rd in total defense to finish 13th (326.0) in the NFL. LB Patrick Willis earned his second consecutive Pro Bowl nod after totaling a team-high 185 tackles, while LB Takeo Spikes ranked second on the team with 122 tackles to go along with three interceptions in his first year with San Francisco. LB Parys Haralson had a breakout season with eight sacks, the most by a 49ers linebacker since Kevin Greene posted 10.5 in 1997. The 49ers defensive line got a boost with the offseason signing of DE Justin Smith, who ranked second on the team with seven sacks and fourth on the squad with 104 tackles.

As one of the most experienced units in the NFL, the 49ers secondary finished the season strong, allowing an average of 177.4 passing yards per game over the final five contests, which ranked third among NFL teams during that time span.

For the second year in a row, the 49ers special teams unit ranked among the best in the NFL. Led by special teams coordinator Al Everest, P Andy Lee, KR/PR Allen Rossum and RB Michael Robinson were all named alternates for the Pro Bowl. Lee finished the season ranked third in the NFL with a career-high and team-record 47.8 gross average.

2009

The 49ers took a step forward in 2009, recording their best finish since 2002 with an 8–8 record in head coach Mike Singletary's first full season, which included a 5–1 record against the NFC West. The 49ers opened the season with a bang against the defending NFC Champion Arizona Cardinals. LB Patrick Willis, who was named to his 3rd consecutive Pro Bowl as a starter at year's end, recorded the first of his career-high 3 INTs on the year to propel his team to a 20–16 road victory. RB Frank Gore also

played a large role in the win, scoring the go-ahead TD in the 4th qtr. as part of a 2–score performance. On the season, he went on to set personal bests with 10 rushing TDs and 13 total TDs, while becoming the only 49er ever to post four 1,000-yd. rushing seasons, despite missing two games to an ankle injury. Gore repeated his 2–TD performance the following week in a 23–10 victory at home against Seattle, running for scores of 79 and 80 yds. to join RB Barry Sanders as the only players in NFL history to register 2 TD runs of 75+ yds. in a single game.

With the momentum of a spotless division record, San Fran traveled to Minnesota for what would be an action-packed matchup. In a game where an ankle injury felled Gore on his first attempt, TE Vernon Davis rose to the occasion and recorded 2 TDs, one of which gave the 49ers a 4–point lead in the 4th qtr., which they held until Minnesota's last drive. Vikings QB Brett Favre milked every last second as he fired a 32-yd. TD pass with 2 seconds remaining, stabbing the hearts of 49ers fans. The 49ers bounced back the next week against St. Louis, defeating the Rams 35–0 to mark the first shutout by the team since 2002.

Following a crushing 45–10 loss to Atlanta at Candlestick Park, San Fran added another weapon to its arsenal as rookie WR Michael Crabtree joined the team over the bye weekend after missing the first 5 games of the season because of a contract impasse. Crabtree hit the ground running and went on to lead all NFL rookies with a 56.8 yds./game avg. over the final 11 contests. In his debut at Houston, the rookie dazzled the crowd with some acrobatic catches, but the show would eventually turn to two 49er veterans. After falling behind 21 points at halftime, Singletary made a change at quarterback, inserting Alex Smith into the lineup for Shaun Hill. Smith, who hadn't seen any action in nearly two years, responded by throwing a career-high 3 TDs in the final 2 qtrs., all of which were caught by Davis. Following the Texans game, Smith would go on to start the remainder of the season and register career-highs in passing TDs (18), completion pct. (60.5) and quarterback rating (81.5), while Davis proceeded to put up historic numbers on his way to being named a starter in his first Pro Bowl. The talented tight end finished the year with 965 yds. and tied the NFL single-season record for TD receptions (13) by a tight end. The next week at Indianapolis, the team lost starting LT Joe Staley on the first offensive play to a knee injury.

Behind the crafty play-calling of defensive coordinator Greg Manusky, the 49ers became the only team to hold NFL MVP QB Peyton Manning without a TD on the season. Despite the unit's valiant effort, the 49ers fell 18–14. A 34–27 loss to the Titans at home inspired the squad for a prime-time, Thursday Night Football showdown against Chicago. In what was a microcosm of the defense's season, the unit recorded 5 INTs, including SS Michael Lewis' victory-sealing pick in the end zone. After digging themselves a 23–3 hole at Green Bay, San Fran valiantly battled back in the final 2 qtrs., only to come up short by less than a TD in the 30–24 defeat.

The defense exacted revenge at home against Jacksonville the following week, allowing just 3 points as Davis and Gore each scored in the 20–9 victory. Despite a career-high 310 yds. passing from Smith, the 49ers lost in Seattle, 20–17, before returning home for a prime time, MNF rematch against Arizona. A statement game for the defense, the



49ers forced 7 turnovers (5 FRs, 2 INTs), including a franchise record 7 FFs, as the 24–9 win sealed the season sweep of the Cardinals. The Niners penchant for forcing turnovers allowed them to post the NFL's 5th-best turnover ratio in 2009 (33 takeaways; 24 giveaways). In the blizzard-beaten city of Philadelphia the following Sunday, the Niners struggled with turnovers in a 27–13 loss to the Eagles. Facing Detroit a week later, TDs from Davis and Gore led the way as the 49ers outgunned the Lions 20–6.

San Fran would move toward its final game in St. Louis with a chance to secure its first non-losing season since 2002. Overcoming a slow 1st half, Alex Smith and Co. put up 28 points in the final half, including a 73-yd. TD catch by Davis to register his record-tying total. Gore capped off the day with 2 TDs and his 5th 100-yd. performance of the year, giving him 20 such career games and tying him with Joe Perry for the franchise record.

2010

The San Francisco 49ers entered the 2010 season with high hopes, having finished the previous season with their best record since 2002 and having five players named to the Pro Bowl. The 49ers dug themselves an insurmountable deficit with a 0–5 start that they ultimately could not overcome. San Francisco finished the year with a 6–10 record and a third place finish in the NFC West. The 49ers opened the season on the road against the Seattle Seahawks. With the arrival of former USC head coach Pete Carroll, the 49ers were not completely certain about what to expect and were stunned by a 31–6 loss.

The Niners opened their home slate on Monday Night Football against the Super Bowl Champion New Orleans Saints to Candlestick Park. RB Frank Gore rushed for 112 yds., and 1 TD on the ground and 1 through the air. 49ers QB Alex Smith passed for 275 yards, but his heroics were not enough as New Orleans posted a late FG giving the Saints a 25–22 victory. A dismal offensive performance in a 31–10 loss in Kansas City influenced head coach Mike Singletary to let offensive coordinator Jimmy Raye go and promote QBs coach Mike Johnson to the role of play-caller. In week 4 the Niners traveled to Atlanta. The 49ers started fast but their inability to finish, however, ultimately cost them a win as the Falcons edged them, 16–14.

San Francisco returned home for its 2nd prime-time matchup in as many home games. NBC's Sunday Night Football pitted them against the Philadelphia Eagles. Again, San Francisco showed up under the brightest of lights, posting 309 yds. through the air including 3 TDs, but a late game INT gave the 49ers their 5th straight loss of the season, 27–24. The 49ers added some rays of hope against the visiting Oakland Raiders. Gore accounted for 149 yds. rushing, leading the 49ers offense to 349 yds. of total offense and earning the Niners their first win of the season, 17–9.

The 49ers next test would be at Carolina. The Niners failed to capitalize on a late-game lead and allowed the Panthers to mount a 20–23 comeback victory on a game-winning FG as time expired. Starting QB Alex Smith suffered an injured shoulder during the 4th qtr. At 1–6, the team boarded a plane and traveled to London for a week-long road trip to square off with the Denver Broncos in the 2010 International Series game. With QB Troy Smith at the

helm due to the injury to Alex Smith a week earlier, the "home team" defeated Denver, 24–16. After the bye week, the 49ers returned home to defeat division foe St. Louis 23–20 in OT, behind the big-play arm of Troy Smith and the Frank Gore run game.

The ensuing 21–0 shutout by Tampa Bay at Candlestick, the first home shutout since 1977, inspired the squad for a prime-time, MNF showdown at Arizona. The defense held the Cardinals to just 13 yds. rushing and forced 2 turnovers. Unfortunately, perennial Pro Bowl RB Frank Gore suffered a fractured hip during the contest ending his season. After a forgettable 34–16 loss to Green Bay at Lambeau Field, San Fran erupted for a season-high 40 points against the visiting Seahawks. Mike Singletary had handed the started QB role back to Alex Smith after the GB loss, and he went on to throw for 255 yds. and 3 TDs in the 40–21 win. Despite the momentum the Niners seemed to gain they lost, 34–7, at San Diego in a Thursday night matchup.

Despite a 5–9 record, San Francisco was still in NFC West hunt. Looking for a spark Singletary once again switched QBs, this time to Troy Smith. The spark that was expected never came to be and the 49ers suffered a devastating, 25–17, loss at St. Louis. With the division title and all playoff hopes out of reach, team President and CEO Jed York relieved head coach Mike Singletary of his duties that evening. Defensive line coach Jim Tomsula was later promoted to interim head coach for the final week of the season. The 49ers battled to finish the season with a favorable taste in their mouths vs. Arizona. RB Brian Westbrook notched 2 TDs while Alex Smith threw for 276 yds., 2 TDs and a QB rtg. of 107.8, in a 38–7 win.

2011

The San Francisco 49ers 2011 season began with great hope surrounded by as much, if not more, uncertainty, due in large to the arrival of head coach Jim Harbaugh and the lack of an offseason for the new coaching staff to gel with its players. By season's end, Harbaugh had led his team to a 14–4 record, a NFC West Division Title and a berth in the NFC Championship Game.

Although the 49ers became a blue collar unit focused solely on wins, individual honors were plentiful for the team in 2011. Harbaugh was named AP Coach of the Year at season's end and the team boasted a league-high five First Team AP All–Pros – DT Justin Smith, LB Patrick Willis, LB NaVorro Bowman, K David Akers and P Andy Lee (LT Joe Staley and CB Carlos Rogers were named to the Second Team). San Francisco also posted a NFL-high nine Pro Bowl selections – Smith, Willis, Akers, Lee, Rogers, Staley, S Dashon Goldson, RB Frank Gore, and LS Brian Jennings.

Led by Willis and Smith, both finalists for Defensive Player of the Year, the 49ers defense possessed the most dominant front seven in the game, a unit that produced 40 of the team's 42 sacks and a Defensive Rookie of the Year finalist, LB Aldon Smith, who set the franchise's rookie sack record (14). The unit began the year without allowing a rushing TD in its first 14 games, a feat never before achieved in league history. The defense's NFL-high 38 takeaways allowed the 49ers to lead the league with a team-record turnover differential (plus–28). By the end of the year, the defense ranked 1st in the NFL against the run, 2nd in points allowed, and 4th in

total defense.

The San Francisco offense played a physical brand that controlled the tempo of games, rarely made mistakes and made plays when it was ultimately needed. Six times in 2011, QB Alex Smith, RB Frank Gore and the Niners offense mounted come-from-behind wins. The offense tied NFL single-season records for fewest turnovers (10) and interceptions (5). Gore became the franchise's all-time leading rusher surpassing Joe "The Jet" Perry. Smith put together his finest year as a pro, finishing the season with a 90.7 QB rating, a 61.4 completion percentage and the NFL's lowest interception percentage (1.1). The quarterback also tied the franchise record with four, 4th quarter come-from-behind wins on the road (QB Joe Montana – 4 in 1989).

Special teams lived up to its name for the 49ers in 2011, as the unit finished the season ranked atop the NFL. The team featured two record-setting specialists in Akers and Lee. Akers set the NFL record for most field goals made (44) and most points in single-season, no touchdowns (166), while Lee registered a 44.0 net punt average, also setting a new NFL record. KR Ted Ginn Jr. became the first player in franchise history to record a punt return for a touchdown and a kickoff return for a touchdown in the same game in the season opener versus Seattle.

Inside the friendly confines of Candlestick Park, San Francisco posted a 7–1 record. The Niners never trailed by more than 3 points at home all season and averaged 27.6 points per game, ranking 6th in the NFL. The 49ers also boasted a 6–2 record away from home. The 6 wins on the road were the most by the team since 1996 (6–2).

In the 49ers first postseason game since 2002, they defeated the New Orleans Saints, 36–32. TE Vernon Davis shined as he registered 7 receptions for 180 yards and 2 touchdowns, including the game-winning 14 yarder from Alex Smith with :09 remaining.

A magical season came to an end in the NFC Championship game, as the 49ers fell to the eventual Super Bowl Champion New York Giants in overtime, 17–20.

2012

Carrying the heavy expectations from a trip to the NFC Championship in 2011, the 2012 San Francisco 49ers took a step further and won the NFC for the first time since the 1994 season. Head coach Jim Harbaugh led his team to a 11–4–1 regular season record, a second straight NFC West Title, and the sixth Super Bowl appearance in franchise history.

For the second consecutive season, accolades accompanied team achievement. The 49ers led the NFL with six First-Team AP All-Pro selections – LB Patrick Willis, LB NaVorro Bowman, LB Aldon Smith, G Mike Iupati, S Dashon Goldson, P Andy Lee and three Second-Teamers DT Justin Smith, LB Ahmad Brooks and T Joe Staley. In addition to the All–Pros, the 49ers also had nine players selected to the NFC Pro Bowl team – Bowman, Goldson, RB Frank Gore, Iupati, Aldon Smith, Justin Smith, Staley, S Donte Whitner and Willis. The Niners offensive line was also awarded the 2012 Madden Most Valuable Pro-ectors Award, which recognizes the best offensive line in the National Football League.

The 49ers defense picked up where they left off in 2011, dominant. The unit, which returned 10 of 11



starters from 2011, finished 2nd in the NFL in total points allowed (17.1 pts. per game) and 3rd in total defense (294.4 yds. per game). Aldon Smith broke Hall of Fame DE Fred Dean's franchise sack record (17.5 in 1983), with 19.5. That mark was 2nd in the NFL in 2012 and t-10th in NFL history. A stone-wall rush defense held opponents to an average of just 94.2 yds. per game, which ranked 4th in the NFL and a pass defense that allowed 200.2 yds. per game that also ranked 4th. The defensive unit was one of two teams in the NFL to rank in the top five in all four categories (Denver).

A dynamic and physical rushing attack complemented the Niners defense in 2012. Gore surpassed RB Roger Craig and RB Joe Perry's franchise record of 50 career rushing TDs by punching in his 51st TD vs. Arz. (12/30). Entering the starting lineup in Week 11 due to an injured QB Alex Smith, QB Colin Kaepernick left opposing defenses in a daze with his versatility. In the Divisional Round of the playoffs vs. GB (1/12/13), Kaepernick set the NFL single-game rushing record by a quarterback with 181 yds. rushing and 2 TDs on 16 carries, as well as completing 17 of 31 atts. for 263 yds., and 2 TDs. Big plays from Kaepernick not only came on the ground, but through the air as he completed 21, 25+ yds. completions, which was good for 2nd in the NFL since taking over the starting job.

Special teams started the season off with K David Akers tying a NFL record long FG when he nailed a 63-yd. kick at GB (9/9). Andy Lee sat atop the NFL with a 43.2 net punting average and landed 36 punts inside the 20-yd. line, 3rd most in the NFL in 2012 and the second highest single season total of his career.

The 49ers were 6-1-1 at Candlestick Park this season, with the defense allowing just 9 TDs, the best in the NFL.

In addition to Kaepernick's record-breaking performance in the 49ers 45-31 Divisional Round victory vs. the Packers, San Francisco also became the first team in NFL history to ever have two, 100-yd. rushers [QB Colin Kaepernick (181 yds. rushing), RB Frank Gore (119 yds. rushing)] and one, 100-yd. receiver [WR Michael Crabtree (119 yds. receiving)] in a playoff game. The following week, the Atlanta Falcons jumped out to a 17-0 lead in the NFC Championship Game at the Georgia Dome and Kaepernick led the charge by hitting 16 of 21 passes for 233 yds. and 1 TD with a QB rating of 127.7 as the 49ers came back to win 28-24. It was the 2nd largest deficit overcome to win a conference championship in NFL history.

The curtains closed on the biggest stage for the 2012 49ers as they fell to the Baltimore Ravens 34-31 in Super Bowl XLVII. The 49ers became the first team in Super Bowl history to have a 300-yd. passer, a 100-yd. rusher and two, 100-yd. receivers in a single game. Kaepernick threw for 302 yds., RB Frank Gore added 110 yds. rushing, WR Michael Crabtree tallied 109 rec. yds. and TE Vernon Davis recorded 104 rec. yds.

2013

Following a trip to Super Bowl XLVII in 2012, the San Francisco 49ers battled through adversity and high expectations to reach the NFC Championship Game for the third year in a row. Head coach Jim Harbaugh led his team to a 12-4 regular season

record as the team closed out historic Candlestick Park and moves to its new home in 2014, Levi's® Stadium.

Possessing a deep, talented roster, the 49ers had nine players selected to the 2014 Pro Bowl, the second most in the NFL – LB NaVorro Bowman, LB Ahmad Brooks, TE Vernon Davis, RB Frank Gore, G Mike Iupati, S Eric Reid, DT Justin Smith, T Joe Staley and LB Patrick Willis. San Francisco also had one First-Team AP All-Pro selection – Bowman, and four Second-Teamers – Brooks, V. Davis, J. Smith and Staley.

The 49ers defense continued its dominance under defensive coordinator Vic Fangio. The unit finished 3rd in the NFL in scoring defense (17.0 pts. per game), 4th in rushing defense (95.9 yds. per game), 5th in total defense (316.9 yds. per game) and 7th in passing defense (221 yds. per game). They were also the only team to not allow a 100-yd. rusher during the regular season.

In 2013, the Niners featured a balanced offensive attack. Frank Gore rushed for 1,128 yds. and 9 TDs, which ranked t-6th in the NFL, and WR Anquan Boldin registered team-highs in receptions (85) and rec. yds. (1,179). It marked the first time since 2003 that the 49ers have had a 3,000-yd. passer, 1,000-yd. rusher and 1,000-yd. receiver in the same season. QB Colin Kaepernick passed for 3,197 yds., the most for a 49ers QB since 2002 (Jeff Garcia – 3,344). He also rushed for 524 yds. during the regular season, which is the 2nd highest single-season rushing total by a quarterback in franchise history (Steve Young, 1992 – 537). During the postseason, Kaepernick rushed for 98 yds. at GB (1/5/14 – NFC-WC) and 130 yds. at Sea. (1/19/14 – NFC-C). He now owns three of the top five rushing performances by a QB in NFL postseason history.

The 49ers special teams unit was spectacular all season long. Veteran K Phil Dawson made 32 of 36 FG atts., including a franchise-record 27 in a row, en route to recording the 2nd-most made FGs in franchise history. He made two game-winning FGs [vs. Sea. (12/8) and at Arz. (12/29)] and was named NFC Special Teams Player of the Week in Weeks 14 and 17 for both performances. Andy Lee finished the season with the 3rd-highest gross avg. (48.2 yds.) and 4th-highest net avg. (41.7 yds.) in the NFL.

San Francisco took part in the NFL International Series, defeating the Jacksonville Jaguars, 42-10, at Wembley Stadium in London. With the win, the 49ers became the second team to win multiple games at Wembley Stadium (New England).

The 49ers hosted the final regular season game at Candlestick Park against the Atlanta Falcons on Dec. 23. The game marked the 350th played by the 49ers in their longtime home, "It's an iconic venue," said Harbaugh when asked to sum up his feelings before the farewell game. "It'd be an honor to be on that sideline for the last game at Candlestick, and we want to win it." The 49ers would go on to win the game, 34-24, in epic fashion. In the 4th quarter, after closing the gap to 3 points and recovering a crucial onside kick, the Falcons seemed poised to score a go-ahead touchdown and threaten the festivities of the final game at Candlestick. However, The 'Stick had one last moment left when CB Tramaine Brock broke up a Matt Ryan pass and NaVorro Bowman made the interception and returned it 89-yds. for the score, sealing the legacy of the historic venue and sending the 49ers into the playoffs.

The season came to an end after dropping a back-and-forth contest with the division-rival Seattle Seahawks, 23-17, in the NFC Championship Game at CenturyLink Field. Jim Harbaugh became the first head coach in NFL history to lead his team to a conference title game in each of his first three seasons.

2014

The San Francisco 49ers inaugurated Levi's® Stadium as their new home in 2014, a season that saw key legends RB Frank Gore and WR Anquan Boldin reach career milestones. With an 8-8 record, the 49ers overcame a slew of injuries to register their fourth-consecutive season with a .500-or-better record for the first time since 1998.

In the final game of 2014, Gore rushed for 144 yds. on 25 carries to become just the 20th running back in NFL history to eclipse the 11,000-yd. mark for his career. He finished the 2014 season with 1,106 rushing yds., becoming the 11th player in league history to rush for 1,000 yds. or more in eight seasons. Boldin also joined the NFL's elite ranks, becoming just the 17th player in league history to reach 900 career receptions. and the 24th player to record 12,000 receiving yds. He is now one of only four players to record 500-or-more rec. yds. in 12 consecutive seasons, joining the likes of Jerry Rice, Terrell Owens and Randy Moss. Boldin finished the season with 83 catches for 1,106 yds. and five touchdowns.

San Francisco was represented again at the 2015 Pro Bowl as T Joe Staley and G Mike Iupati were selected. Five other players – S Antoine Bethea, G Alex Boone, LB Chris Borland, RB Frank Gore and DT Justin Smith – were named as Pro Bowl alternates.

Defensively, no other team worked through adversity as efficiently as the San Francisco 49ers. Under the direction of defensive coordinator Vic Fangio, the 49ers defense ranked near the top in several categories for the fourth-consecutive season despite injuries to many key players, including All-Pro linebackers Patrick Willis and NaVorro Bowman. San Francisco finished with the league's 5th best unit overall (321.4 YPG), allowing the 7th fewest rushing yds. per game (100.8) and the 5th fewest passing yds. per game (220.7), and finished the season with a league-leading 23 INTs.

On the other side of the ball, San Francisco relied on bell cow running back Frank Gore to be the focal point of the NFL's 4th-best rushing attack, which averaged 136.0 yds. per game. The 49ers managed 62 plays of 10-or-more rushing yds. – 4th-most in the league – as Gore pieced together his eighth season of 1,000-or-more yds. QB Colin Kaepernick threw for a career-high 3,369 yds., 19 TDs and 10 INTs. He tied the franchise record for the most consecutive games with a TD pass (18) following a Week 12 victory over Washington [Steve Young – 18 (10/9/94 – 11/26/95)]. He also rushed for a QB franchise record 639 yds.

Led by K Phil Dawson and P Andy Lee, the 49ers special teams unit maintained its reputation as one of the league's finest. Dawson connected on 25-of-31 FG attempts, including the 2nd most made FGs of 50-or-more yds. among all kickers en route to becoming one of 19 players in NFL history to surpass 1,500 pts. scored. Lee finished the season with the 6th highest punting average (46.8).



San Francisco bid an end to the 2014 season with back-to-back home games. Against the Chargers in Week 16, the 49ers rushed for a franchise record 355 yds., with Gore and Kaepernick both registering 150-or-more yds. on the ground. The duo became just the fourth pair of teammates to accomplish that feat in a single game in NFL history.

In the team's final home game, the 49ers topped the Cardinals, 20-17, in a tightly contested match-up. Gore eclipsed the century mark for the fourth time in 2014 and for the 39th time in his career, which is the second-most among all active players.

The 2014 season was full of highs and lows, ultimately resulting in the team missing the playoffs for the first time since 2010.

2015

The 2015 season for the San Francisco 49ers was full of ups and downs, but ended on a high note as the team earned an overtime victory over division-rival St. Louis. LB NaVorro Bowman returned to the field after missing all of the 2014 season due to injury and started all 16 games as he led the NFL in tackles with 154 and earned First-Team All-Pro honors. Along with T Joe Staley, Bowman was one of two 49ers selected to the Pro Bowl.

The 49ers opened the season with a 20-3 win on *Monday Night Football* over the Minnesota Vikings led by RB Carlos Hyde, who rushed for a career-high 168 yards and two touchdowns. After a win at home over the Baltimore Ravens in Week 6, the 49ers dropped two division games to fall to 2-6 at the midway point in the season. Heading into Week 9, head coach Jim Tomsula tabbed QB Blaine Gabbert as the starter, as he promptly led the team to a 17-16 victory over the Atlanta Falcons who were 6-2 prior to the matchup at Levi's® Stadium. Two weeks later, San Francisco earned their fourth win of the season in dramatic fashion, as Gabbert connected with WR Torrey Smith for a 71-yard touchdown pass in overtime to beat the Chicago Bears on the road.

On offense, WR Anquan Boldin continued his Hall of Fame career by becoming the first player in NFL history to register 50-or-more receptions and 600-or-more yards in each of his first 13 seasons in the NFL. As the team's leading receiver for the third consecutive season, Boldin became just the 13th player in NFL history to record 1,000-or-more receptions in their career (1,009) and moved into 12th place all-time in receptions and 17th in NFL history in receiving yards (13,195).

Gabbert started the final eight games of the season for the team and threw for 10 touchdowns with a career-high completion percentage of 63.1%. In his first year with the 49ers, WR Torrey Smith showed off his speed and big play potential in becoming the first player in franchise history to register three receiving touchdowns of 70-or-more yards in the same season since WR John Taylor accomplished the feat in 1989. In hauling in 33 receptions for 663 yards and four touchdowns, he averaged 20.1 yards-per-catch, the highest in the NFL.

Under the guidance of running backs coach Tom Rathman, the team did not miss a beat in the rushing game throughout the season. Following an injury to Hyde, RB Shaun Draughn was brought in and registered career-bests in both rushing yards (273) and receiving yards (176) during his six games with San Francisco.

Defensively, NT Ian Williams, who suffered a season ending injury in 2014, returned to set a career-high in tackles while being named a team captain. DT Quinton Dial set a new career-high in tackles and 2015 first-round pick DL Arik Armstead registered two sacks while appearing in every game during his rookie season.

Second-year players made their mark on the defense in 2015 as LB Aaron Lynch built off his rookie season to post a career-high 6.5 sacks coming off the edge. DB Jimmie Ward also stood out, setting a career high with 65 tackles and recording the first pick-six of his career, playing all over the field.

On special teams, the ever-reliable K Phil Dawson continued his impressive career and led the team in points scored with 92. From Week 1 through Week 15, Dawson knocked through 19 consecutive FGs, the second longest streak in 49ers history. In Week 17, he became the 16th player all-time to reach the 1,600 career points mark and now made 386 career field goals, ranking 1-9th in NFL history.

2016

The 2016 San Francisco 49ers were a team that had some highs and lows throughout the year, but the team's young talent showed bright spots, including setting individual milestones.

Under the guidance of head coach Chip Kelly, the 49ers defeated the Los Angeles Rams 28-0 on ESPN's *Monday Night Football* at Levi's Stadium to open the season, marking the first shutout in franchise history on opening weekend.

Offensively, the 49ers finished with the fourth ranked rushing offense, averaging 126.2 yards per game on the ground. RB Carlos Hyde led the team with 217 carries for 988 yards and six touchdowns. In Week 14 vs. NYJ, Hyde put himself into the 49ers record books with 193 rushing yards, the sixth-highest total in a single game in franchise history. WR Jeremy Kerley, who joined the team via trade late in training camp, quickly found his groove in Kelly's offense and posted a career-high 64 receptions. T Joe Staley, who started 13 games and moved into the top ten for most games played by an offensive lineman in franchise history, earned the Bill Walsh Award as the team's MVP.

Defensively, DL DeForest Buckner, whom the 49ers selected seventh overall in the 2016 NFL Draft, quickly established himself as a rising star in the NFL. Buckner led all rookie defensive linemen with 73 tackles and tied for the team lead with 6.0 sacks. LB Ahmad Brooks registered 6.0 sacks as well, his eighth consecutive season with 5.0-or-more sacks as a member of the 49ers, and moved into sole possession of third place on the team's all-time sack list.

On special teams, K Phil Dawson became the 10th kicker in NFL history to record 400-or-more made field goals in his career and the 10th player in 49ers history to surpass 400 total points scored with the franchise.

2017

The San Francisco 49ers began a new era in 2017 as the team welcomed the leadership of John Lynch as general manager and Kyle Shanahan as head coach to the organization. The 49ers completed the season on a five-game win streak

to finish with a 6-10 record. The season got off to a rough start as the team lost five of their first six games by three points or less in each of the games, but finished as the hottest team in the NFL as winners of six of their final seven games and were the only team in the NFL to post a perfect 5-0 record in December.

The 49ers used both free agency and the NFL Draft to add key contributors in 2017. LB Brock Coyle, LB Elvis Dumervil, OL Brandon Fusco, WR Pierre Garçon, WR Marquise Goodwin, K Robbie Gould, FB Kyle Juszczyk and CB K'Waun Williams were some of many free agents that helped the team immediately, with Juszczyk earning Pro Bowl honors in his first year with the team. San Francisco selected DL Solomon Thomas with the 3rd overall pick in the 2017 NFL Draft after making a draft-day trade with the Chicago Bears. The 49ers then moved back into the first round to select LB Reuben Foster at 31st overall. The team's late-round picks in CB Ahkello Witherspoon, QB C.J. Beathard, TE George Kittle, WR Trent Taylor and DB Adrian Colbert, along with undrafted rookie free agents in RB Matt Breida and WR Kendrick Bourne, also made several starts throughout the year and were among the team's statistical leaders.

On October 31, 2017, the 49ers completed a trade with the New England Patriots to acquire QB Jimmy Garoppolo. Following the team's first win of the season against the New York Giants, Garoppolo made his Niner debut in the final drive versus the Seattle Seahawks. On the final play from scrimmage, Garoppolo tossed his first touchdown with the 49ers, a 10-yard pass to WR Louis Murphy. The following week, he made his first start with San Francisco in the team's Week 13 matchup against the Chicago Bears near his hometown of Rolling Meadows, IL. He would go on to lead the 49ers to five consecutive victories in the month of December after becoming the full-time starter. The 49ers won five consecutive games for the first time since 2013, and became the first team with 10-or-more losses prior to December to go undefeated from December 1st until end of season since the 1986 Indianapolis Colts. Garoppolo's 1,542 passing yards through his first five starts with the 49ers were the most by a quarterback in franchise history in their first five starts with the team and ranks fourth among all quarterbacks in their first five starts with a new team since the merger in 1970.

Defensively, San Francisco excelled under first-year defensive coordinator Robert Saleh. After battling through multiple injuries that left several key 49ers on the Injured Reserve List early in the season, the 49ers defense got better as the season progressed. Over the final six weeks of the season, San Francisco held opponents to an average of 87.7 rushing yards per game while giving up 100 rushing yards just once in that span. LB Elvis Dumervil registered a team-high 6.5 sacks on the season, becoming the 32nd player to register 100-or-more sacks and joined John Abraham as the only players to register at least 0.5 sack against all 32 teams in the NFL.

In his first season with the 49ers, K Robbie Gould had arguably the best season of his 13-year NFL career, and got better as the season



went on. Registering a single-season career-high 145 points on the season, Gould connected on a career-high 39 field goals, which led the NFL. He joined K David Akers (44 FGs in 2011) as the only players in franchise history to lead the NFL in made field goals while his 39 made field goals tied for the 3rd-most in a single season in NFL history. In the month of December, Gould connected on each of his 18 field goal attempts and had a three-game stretch in December which he made 15 field goals, becoming the first player in NFL history to make 15 field goals in a three-game span, according to the Elias Sports Bureau. Against the Bears and in his first trip back to Chicago, Gould accounted for each of the team's 15 points, including the 24-yard game-winning field goal with four seconds left in the game. Two weeks later against the Titans, he set a single-game career high with six made field goals which tied the franchise record for most made field goals in a single game. Gould won NFC Special Teams Player of the Week for both Week 13 and Week 15 and was named NFC Special Teams Player of the Month for December.

2018

The San Francisco 49ers finished the 2018 season with a third-place finish in the NFC West, improving from fourth the previous season. Despite the team's 4-12 record, the 2018 season produced NFL records and franchise milestones from both the team and individual performances. The organization welcomed back the duo of general manager John Lynch and head coach Kyle Shanahan for their second season, as well as newly re-signed QB Jimmy Garoppolo, who led the team to wins in each of the final five games at the conclusion of the 2017 season. In an injury plagued season that included losing starting QB Jimmy Garoppolo and newly signed RB Jerick McKinnon to ACL injuries, the young core of the team stepped up to win two of their final four games in the month of December to close out the season. Over the past two seasons, the 49ers are tied for the second-most victories in the month of December with seven wins.

The 49ers were able to find several contributing members of the 2018 team through both free agency and the draft. The team acquired key pieces such as C Weston Richburg, RB Alfred Morris and CB Richard Sherman, a four-time

All-Pro defensive back that helped provide veteran leadership and productivity to the team. With the ninth-overall pick in the 2018 NFL Draft, the team selected T Mike McGlinchey, who started all 16 games for the team at right tackle. The 49ers then selected WR Dante Pettis in the second round (44th overall), who hauled in 27 receptions for 467 yards and five touchdowns. Pettis' five touchdowns are tied for the second-most in franchise history by a rookie. With their third-round pick (70th overall), San Francisco selected LB Fred Warner, who started all 16 games and logged the third-most tackles (122) among all rookies. The team's late-round picks of DB Tavarius Moore, DB D.J. Reed Jr., S Marcell Harris, DT Julian Taylor and WR Richie James Jr., along with undrafted rookies RB Jeff Wilson Jr. and TE Ross Dwelley, also made several starts and provided substantial contributions throughout the year.

Following injuries to both Garoppolo and QB C.J. Beathard, undrafted QB Nick Mullens was able to fill the void and excel for San Francisco's offense after being promoted to the active roster from the team's practice squad on September 26. Mullens started all eight games he appeared in and accumulated the fourth-most passing yards by a quarterback in their first eight career games since 1970 (Patrick Mahomes, KC; Andrew Luck, Ind.; Cam Newton, Car.). In his NFL debut versus the Oakland Raiders on Thursday Night Football in primetime, Mullens threw for 262 yards and the second-best quarterback rating (151.9) by a passer in their NFL debut since 1973. The offense received an abundance of firepower from second-year TE George Kittle, who exploded onto the national scene and set an NFL record for most receiving yards by a tight end in a single season (1,377). Kittle also proved himself as a weapon in the open field, recording the most yards after catch by any player in the NFL since 2010 (870). Kittle earned Second-Team All-Pro honors, as well as his first Pro Bowl selection, after his historic season. On the ground, the 49ers were led by second-year undrafted RB Matt Breida who carried the ball 153 times for 814 yards and three touchdowns, while adding 27 receptions for 261 yards and two touchdowns. Breida finished the season with a 5.3 rushing average, which was fourth-best in the NFL.

On the defensive side of the ball, the 49ers fought through an assortment of injuries that in-

cluded a different starting lineup in all 16 games, but came together as a unit towards the end of the season as they began to find continuity and success. DL DeForest Buckner led the pass rushing unit by collecting a career-high 12.0 sacks, which was the second-most among NFL DTs behind Los Angeles Rams DT Aaron Donald and the fourth-most by a member of the 49ers since 2000. Ronald Blair III (5.5) Cassius Marsh (5.5) and Arik Armstead (3.0) also provided support in the pass rush and set career highs in sacks on the season. Robert Saleh's unit also proved themselves to be a force against the run, ranking seventh in the NFL on the season with just 4.1 yards per carry allowed.

K Robbie Gould continued to shine in his second season with the 49ers both on and off the field as he was nominated the 49ers' Walter Payton NFL Man of the Year. Gould expanded on his streak from the previous season and set the franchise record with 33 consecutive field goals made 10/29/17 to 10/7/18. Gould finished the season leading the NFL with a 97.1 field goal percentage (33-34), which also set a franchise record. Over the past two seasons, Gould leads the entire league in field goals made (72) and field goal percentage (96.0).

2019

The San Francisco 49ers finished the 2019 season with a 13-3 regular season record (2-1 in the postseason), a NFC West title and the number one seed throughout the NFC Playoffs as head coach Kyle Shanahan led his team to Super Bowl LIV, the seventh Super Bowl appearance in franchise history.

The 2019 49ers featured three AP All-Pro selections in TE George Kittle (First-Team), DL DeForest Buckner (Second-Team) and CB Richard Sherman (Second-Team) and four players named to the Pro Bowl (DL Nick Bosa, Kittle, FB Kyle Juszczyk and Sherman). The second overall pick in the 2019 NFL Draft, Bosa was also named AP Defensive Rookie of the Year, PFWA Rookie of the Year, PFWA Defensive Rookie of the Year, Sporting News Rookie of the Year and Pepsi Rookie of the Year. General Manager John Lynch was named Executive of the Year by the PFWA, while Shanahan was named Coach of the Year by Sporting News and NFC Coach of the Year by the Committee of 101.



The 49ers defense was a dominant force throughout the season. San Francisco finished the regular season second in the NFL in yards allowed per game (281.8) and yards per play (4.66), first in forced fumbles (21), third in fumble recoveries (13) and fifth in sacks (48). Defensive linemen Arik Armstead (10.0), Bosa (9.0), Buckner (7.5) and DL Dee Ford (6.5) combined to make the 49ers the only team in the NFL to have four-or-more players with 6.5-or-more sacks in the 2019 regular season. The 49ers linebackers were led by second-year LB Fred Warner, who was named NFC Defensive Player of the Month (November) and NFC Defensive Player of the Week (Week 12). The linebacking corps was also bolstered by LB Kwon Alexander, who was the recipient of the team's Matt Hazeltine Iron Man Award, and LB Dre Greenlaw, who was named to the PFWA All-Rookie Team. The pass defense, led by 49ers Walter Payton NFL Man of the Year nominee CB Richard Sherman, ranked first in the NFL with 169.2 yards allowed per game. The 169.2 passing yards allowed per game was the fewest allowed in the NFL since the 2009 New York Jets (153.7).

On offense, the 49ers excelled on the ground, as the 49ers led the NFL in rushing touchdowns (23), with the trio of RB Raheem Mostert (772), RB Matt Breida (623) and RB Tevin Coleman (544) running behind an experienced and tough offensive line. It marked the first time the 49ers had three players rush for over 500 yards in a single season since 1954. Through the air, QB Jimmy Garoppolo finished the regular season with 3,978 passing yards, the fourth-most by a quarterback in franchise history. Kittle finished the year with 1,053 receiving yards and five touchdowns, becoming the first tight end in franchise history to register back-to-back 1,000-yard seasons (1,377 receiving yards in 2018). He also set the NFL record for the most receiving yards by a tight end in their first three NFL seasons (2,945 receiving yards). The 49ers were given a boost by mid-season acquisition WR Emmanuel Sanders who complemented a young core composed of WR Deebo Samuel and WR Kendrick Bourne. Samuel tallied 57 receptions for 802 yards, the second-most receptions and receiving yards in a season by a 49ers rookie.

On special teams, K Robbie Gould delivered consistently in critical games down the stretch. He was named NFC Special Teams Player of the Week (Week 16) and, for the third-consecutive year since joining the 49ers in 2017, captured NFC Special Teams Player of the Month in December. Additionally, rookie P Mitch Wishnowsky was named NFC Special Teams Player of the Week (Week 9).

The 49ers shut down the Minnesota Vikings in the NFC Divisional round, as San Francisco's defense held the Vikings to 147 total net yards (21 rushing and 126 passing). The defense registered 6.0 sacks of Vikings QB Kirk Cousins, tied for the second-most in a game in postseason franchise history. San Francisco then defeated the Green Bay Packers in the NFC Championship to advance to Super Bowl LIV. The 49ers offense rushed for 285 yards and four touchdowns on 42 attempts as Mostert finished the game with 220 rushing yards and four touchdowns, setting the franchise record for most rushing yards in a game, regular season or postseason, with his rushing total being the second-most in a postseason game in the Super Bowl era.

The 49ers season ended as they fell to the Kansas City Chiefs, 20-31, in Super Bowl LIV. Samuel finished the game with five receptions for 39 yards to go along with three carries for 53 yards. His 53 rushing yards were the most by a WR in a Super Bowl while his 32-yard run was the longest run by a WR in a Super Bowl. The 49ers defense registered 4.0 sacks while Warner and DB Tarvarius Moore both recorded an interception of Chiefs QB Patrick Mahomes in the loss.



SAN FRANCISCO'S ALL-TIME PRESIDENTS & PERSONNEL DIRECTORS

Years

1946
1947
1948
1949–50
1951–66
1967–72
1972
1973–76
1977–78
1979–82
1983
1984–87
1988–89
1990
1991–94
1995–97
1998
1999–2000
2001–03
2004
2005–07
2008
2009
2010
2011
2012–13
2014–15
2016
2017–19

Team President

Anthony J. Morabito (Owner)
Allen E. Sorrell
Allen E. Sorrell
Anthony J. Morabito (Owner)
Anthony J. Morabito (Owner)
Louis G. Spadia
Louis G. Spadia
Louis G. Spadia
Edward J. DeBartolo, Jr.
Edward J. DeBartolo, Jr.
Bill Walsh (President & Head Coach)
Bill Walsh (President & Head Coach)
Edward J. DeBartolo, Jr.
Edward J. DeBartolo Jr.
Carmen Policy
Carmen Policy
Carmen Policy (President & CEO)
Denise DeBartolo–York (Owner)
Peter Harris (President & CEO)
John York (Owner)
John York (Owner)
John York (Owner)
Jed York (President)
Jed York (President & CEO)
Jed York (President & CEO)
Jed York (CEO), Gideon Yu (President)
Jed York (CEO), Paraag Marathe (President)
Jed York (CEO), Al Guido (President)
Jed York (CEO), Al Guido (President)

General Managers

John R. Blackinger (General Manager)
John R. Blackinger (General Manager)
Louis G. Spadia (Business Manager)
Louis G. Spadia (Business Manager)
Louis G. Spadia (General Manager)
Jack White (General Manager)
Jack White (Vice President for Personnel)
Louis G. Spadia (President & General Manager)
Joe Thomas (Vice President & General Manager)
Bill Walsh (Head Coach & General Manager)
John McVay (General Manager)
John McVay (Vice President/General Manager)
John McVay (Vice President/General Manager)
John McVay (Vice President of Football Administration)
John McVay (Vice President of Football Administration)
Dwight Clark (Vice President/Director of Football Operations)
Dwight Clark (Executive Vice President/Director of Football Operations)
Bill Walsh (Vice President/General Manager)
Terry Donahue (General Manager)
Terry Donahue (Vice President/General Manager)
Scot McCloughan (Vice President of Player Personnel)
Scot McCloughan (General Manager)
Scot McCloughan (General Manager)
Trent Baalke (Vice President of Player Personnel)
Trent Baalke (General Manager)
Trent Baalke (General Manager)
Trent Baalke (General Manager)
Trent Baalke (General Manager)
John Lynch (General Manager)



49ERS AAFC DRAFT (1946-49)

1947 (December 20–21, 1946)

- 1a. Glenn Davis, HB, Army (2)
- 1b. Clyde LeForce, WB, Tulsa (6)
2. Bob Wiese, HB, Michigan (14)
3. Paul Duke, C, Georgia Tech (22)
4. Don Samuel, HB, Oregon State (30)
5. Alf Satterfield, T, Vanderbilt (38)
6. John Zilly, E, Notre Dame (46)
7. Gene (Red) Knight, HB, Louisiana State (54)
8. Charlie Malmberg, T, Rice (62)
9. Bob Leonetti, G, Wake Forest (70)
10. Frank Broyles, QB, Georgia Tech (78)
11. Jim Tyree, E, Oklahoma (86)
12. Ed Robnett, FB, Texas Tech (94)
13. Walter Slater, HB, Tennessee (102)
14. Earl Wheeler, C, Arkansas (110)
15. Les Proctor, G, Texas (118)
16. Al DeRogatis, T, Duke (126)
17. Earl Tullos, T, Louisiana State (132)
18. Bryant Meeks, C, South Carolina (138)
19. Ed Royston, G, Wake Forest (144)
20. Max Bumgardner, E, Texas (150)

1948 (December 16, 1947)

1. Joe Scott, HB, San Francisco (5)
3. Jim Cason, HB, Louisiana State (15)
4. Walt McCormick, C, Southern California (23)
6. Fred Land, T, Louisiana State (32)
7. Phil O'Reilly, T, Purdue (38)
9. Bill Luongo, FB, Pennsylvania (50)
11. Bob Steckroth, E, William & Mary (62)
12. Gene Malinowski, T, Detroit (70)
13. Len Modzelski, T, Scranton (78)
14. Les Rideout, T, Bowling Green (86)
15. Larry Olsonoski, T, Purdue (94)
16. Wally Matulich, HB, Mississippi State (102)
17. Bob Ravensberg, HB, Indiana (110)
18. Bill Pritula, T, Michigan (118)
19. Art Fitzgerald, HB, Yale (126)
20. Pete Barbolak, T, Purdue (134)
21. Dick Loepfe, T, Wisconsin (142)
22. Bob Heck, E, Purdue (150)
23. Floyd Lanhome, G, Texas Tech (158)
24. Goble Bryant, T, Army (166)
25. Bill Talarico, FB, Pennsylvania (174)
26. Everett Marshall, T, Pennsylvania (182)
27. Perry Moss, HB, Illinois (190)
28. Bill Bell, QB, Muhlenberg (198)
29. Herb Siegert, G, Illinois (206)
30. Frank Williams, FB, Utah State (214)

1949 (July 8, 1948) (Secret Draft)

1. Ernie Stautner, T, Boston College
2. Jim Winkler, T, Texas A&M

1949 (Dec. 21, 1948) (Drafted Alternately 9–10)

1. Chester Fritz, T, Missouri (7)
3. Frank Lovuolo, E, St. Bonaventure (20)
4. Mike De Noia, QB, Scranton (28)
5. George Brodnax, E, Georgia Tech (36)
6. John Hamberger, T, Southern Methodist (44)
7. Dan Stiegman, C, North Carolina (52)
8. Bernie Reid, G, Georgia (60)
9. Fred Wendt, HB, Texas–El Paso (68)
10. Dick Flowers, T, Alabama (76)
11. Bob Lund, HB, Tennessee (84)
12. Jon Baker, G, California (92)
13. Jim Rinehart, QB, Arkansas (100)
14. Don Garlin, HB, Southern California (108)
15. Pete Wismann, C, State Louis (116)
16. Homer Hobbs, G, Georgia (124)
25. Paul Schoultz, HB, Miami (OH) (171)
26. Jack Kelly, T, Louisiana Tech (176)
27. Jasper Flanakin, E, Baylor (181)
28. Rudy Smith, T, Louisiana Tech (186)
29. Gordon Long, HB, Arkansas (191)

49ERS ALL-TIME NFL DRAFT

1950 (January 21–22) (Drafted Alternately 9–10)

1. Leo Nomellini, T, Minnesota (11)
2. Don Campora, T, Pacific (23)
3. Ray Collins, T, Louisiana State (37)
4. Morris Bailey, E, Texas Christian (49)
5. Harry Kane, C, Pacific (63)
6. Don Van Pool, E, Oklahoma (75)
7. Lindy Berry, HB, Texas Christian (89)
8. Ellery Williams, E, Santa Clara (101)
9. Pete Zinach, HB, West Virginia (115)
10. Bob Celeri, QB, California (127)
11. Harley Dow, T, San Jose State (141)
12. Don Burke, FB, Southern California (153)
13. Lou Cecconi, HB, Pittsburgh (167)
14. Tom Payne, E, Santa Clara (179)
15. Leo Crampsey, E, St. Bonaventure (193)
16. Charley Shaw, G, Oklahoma A&M (205)
17. Cliff Van Meter, HB, Tulane (219)
18. Ralph Genito, HB, Kentucky (231)
19. Forrest Klein, G, California (245)
20. Jack Nix, E, Southern California (257)
21. Guerin Alker, C, Loyola (271)
- *22. Billy Wilson, E, San Jose State (283)
23. Jim Williams, E, Rice (297)
24. Bill Wyman, T, Rice (309)
25. Bob Dunn, G, Dayton (323)
26. Jim Powers, QB, Southern California (335)
27. Ken Johnson, G, Pacific (349)
28. Charley Hall, HB, Arizona (361)
29. Bob Whelan, HB, Boston (375)
30. Bob Stillwell, E, Southern California (387)

1951 (January 18–19, 1951) (Drafted Alternately 2–3)

1. Y.A. Tittle, QB, Louisiana State (3)
2. Pete Schabarum, HB, California (17)
3. Bill Mixon, HB, Georgia (28)
4. Choice to Cleveland
- 5a. Dick Steere, T, Drake (53)
- 5b. Al Carapella, T, Miami (FL) (54)
(Choice from Chicago Cardinals)
6. Bishop Strickland, HB, South Carolina (64)
7. Dick Forbes, E, St. Ambrose (75)
8. Joe Arenas, HB, Omaha (89)
9. Bruce Van Alstyne, E, Stanford (100)
10. Nick Feher, G, Georgia (112)
11. Bill Jessup, E, Southern California (126)
12. Jim Monachino, HB, California (137)
13. Dick Harvin, E, Georgia Tech (148)
14. Rex Berry, HB, Brigham Young (162)
15. Dave Sparks, G, South Carolina (173)
16. Bob White, HB, Stanford (184)
17. Art Michalik, G, St. Ambrose (198)
18. Jim Murphy, T, Xavier (209)
19. John Phillips, HB, Southern Mississippi (220)
20. Al Tate, T, Illinois (234)
21. Hardy Brown, FB, Tulsa (245)
22. Dwight Winslow, FB, Boise J.C. (256)
23. Wally Brunswald, HB, Gustavus Adolphus (Sweden) (270)
24. Tom Kingsford, QB, Montana (281)
25. Mike Peterson, E, Denver (292)
26. Keith Carpenter, T, San Jose State (306)
27. Ray Lung, G, Oregon (317)
28. Jack Rohan, HB, Loras College (328)
29. S.P. Garnett, T, Kansas (342)
30. Jerry Faske, HB, Iowa (353)

1952 (January 17, 1952) (Drafted Alternately 8–9)

1. Hugh McElhenny, HB, Washington (9)
2. Bob Toneff, T, Notre Dame (22)
- 3a. Gene Shannon, HB, Houston (27)
(Choice from Chicago Cards)
- 3b. Billy Tidwell, HB, Texas A&M (33)
4. Marion Campbell, T, Georgia (46)
5. Pat O'Donahue, E, Wisconsin (57)
6. Jim Beasley, C, Tulsa (70)
7. Don Robison, HB, California (81)
8. Jerry Smith, T, Wisconsin (94)
9. Glen Christian, HB, Idaho (105)
10. Carl West, FB, Mississippi (118)
11. J.D. Kimmel, T, Houston (129)
12. Fred Snyder, E, Loyola (142)
13. Rudy Yeager, T, Louisiana State (153)
14. Frank Simons, E, Nebraska (166)
15. Haldo Norman, E, Gustavus Adolphus (Sweden) (177)
16. Bob Meyers, HB, Stanford (190)
17. Al Baldock, E, Southern California (201)
18. Bill Carey, E, Michigan State (214)
20. Jess Yates, E, Louisiana State (238)
21. Gene Offield, E, Hardin–Simmons (249)
22. Jim Cozad, T, Santa Clara (262)
23. Bill Glazier, E, Arizona (273)
24. Ralph Kreuger, T, California (286)
25. Henry (Bud) Laughlin, FB, Kansas (297)
26. Dick Kane, G, Cincinnati (310)
27. Waldo Schaff, T, Oklahoma A&M (321)
28. Joe Palumbo, G, Virginia (334)
29. Chuck Mosher, E, Colorado (345)
30. Dick Patrick, C, Oregon (358)

* – Future Arrival



1953
(January 22, 1953)
(Drafted Alternately 9–8–7)

1a. Harry Babcock, E, Georgia (bonus)	(1)
1b. Tom Stohlhandske, E, Texas	(10)
2. George Morris, C, Georgia Tech	(21)
3. Bob St. Clair, T, San Francisco/Tulsa	(32)
4. Ed Fullerton, HB, Maryland	(46)
5. Hal Miller, T, Georgia Tech	(57)
6. Choice to Chicago Bears	
7. Paul Carr, HB, Houston	(82)
8. Doug Hogland, T, Oregon State	(93)
9. Hal Ledyard, QB, Tennessee–Chattanooga	(104)
10. Pete Brown, G, Georgia Tech	(118)
11. Al Charlton, HB, Washington State	(129)
12. Carson Leach, G, Duke	(140)
13. Bill Earley, HB, Washington	(154)
14. Tom Fletcher, HB, Arizona State	(165)
15. Charley Genthner, T, Texas	(176)
16. Fred Durig, E, Bowling Green	(190)
17. Hugh Latham, T, San Diego State	(201)
18. Stan Wacholz, E, San Jose State	(212)
19. King DuClos, T, Texas–El Paso	(226)
20. Ray Huizinga, T, Northwestern	(237)
21. Ken Bahnsen, HB, North Texas State	(248)
22. Laverne Robbins, G, Midwestern State	(262)
23. Travis Hunt, T, Alabama	(273)
24. Ed Morgan, HB, Tennessee	(284)
25. Ernie Stockert, E, UCLA	(298)
26. Harley Cooper, HB, Arizona State	(309)
27. Ralph McCleod, E, Louisiana State	(320)
28. Tom Novikoff, HB, Oregon	(334)
29. Don Stillwell, E, Southern California	(345)
30. No pick as result of bonus choice	

1954
(January 28, 1954)
(Drafted 10th)

1. Bernie Faloney, QB, Maryland	(11)
2. Leo Rucka, G, Rice	(23)
3. Steve Korceck, C, George Washington	(35)
4. Charlie Boxhold, HB, Maryland	(47)
5a. Bob Hantla, G, Kansas	(55)
(Choice from Pittsburgh)	
5b. Frank Mincevich, G, South Carolina	(59)
6. Floyd Sagely, E, Arkansas	(71)
7. Sid Youngelman, T, Alabama	(83)
8. Choice to Cleveland	
9. Ted Connolly, G, Tulsa	(107)
10. Choice to Cleveland	
11. John Skocko, E, Southern California	(131)
12. Hal Easterwood, C, Mississippi State	(143)
13. Morgan Williams, G, Texas Christian	(155)
14. Sam Williams, HB, California	(167)
15a. Ed Gossage, T, Georgia Tech	(171)
(Choice from Green Bay)	
15b. Sam Palumbo, G, Notre Dame	(179)
16. Bobby Fiveash, HB, Florida State	(191)
17. Carl Kautz, T, Texas Tech	(203)
18. Morris Kay, E, Kansas	(215)
19. Bob Edmiston, T, Temple	(227)
20. Frank DePietro, HB, Georgia	(239)
21. Howard Alsip, T, Middle Tennessee State	(251)
22. Ralph Reynolds, HB, North Texas State	(263)
23. LeRoy Fenstemaker, QB, Rice	(275)
24. Jerry Daniels, T, Tennessee Tech	(287)
25. John Platt, FB, Elon	(299)
26. Pete Bello, C, Pasadena C.C.	(311)
27. Gayford Baker, G, Nebraska–Omaha	(323)
28. Bob Garbrecht, FB, Rice	(335)
29. Ted Dunn, FB, Murray State	(347)
30. Don Folks, E, Houston	(359)

1955
(January 27–28, 1955)
(Drafted Alternately 8–9)

1. Dick Moegle, HB, Rice	(10)
2. Frank Morze, C, Boston College	(21)
3. Carroll Hardy, HB, Colorado	(34)
4. Matt Hazeltine, C, California	(45)
5. Eldred Kraemer, T, Pittsburgh	(58)
6. Bobby Luna, HB, Alabama	(69)
7. John Dean, QB, Virginia Tech	(82)
*8. Fred Meyers, QB, Oklahoma State	(93)
*9. Fred Preziosio, T, Purdue	(106)
10. Ron Aschbacher, E, Oregon State	(117)
11. Rudy Rotella, E, Nebraska–Omaha	(130)
*12. Lou Palatella, T, Pittsburgh	(141)
13. Richie Gaskell, E, George Washington	(154)
14. Nick McKeithan, HB, Duke	(165)
15. Burdette Hess, G, Idaho	(178)
16. Jim Hall, E, Auburn	(189)
17. Bob Newton, G, San Diego State	(202)
18. Ron Pheister, C, Oregon	(213)
19. John Garzoli, T, California	(226)
20. Glen Dyer, QB, Texas	(237)
21. George Maderos, E, Chico State	(250)
22. Pete Vann, QB, Army	(261)
*23. Tom Gunnari, E, Washington State	(274)
24. Bob Heuston, G, Cal Poly–San Luis Obispo	(285)
25. Dewey Wade, E, Kansas State	(298)
26. Johnny Kerr, E, Purdue	(309)
*27. Dick Shockey, QB, Marquette	(322)
28. Don Sanders, HB, Stanford	(333)
*29. Otto Kniedinger, T, Penn State	(346)
*30. Bob Gongola, QB, Illinois	(356)

1956
(Nov. 29, 1955/Jan. 19, 1956)
(Drafted Alternately 1–2)

1. Earl Morrall, QB, Michigan State	(2)
2. Bruce Bosley, T, West Virginia	(15)
3. Bill Herchman, T, Texas Tech	(26)
4. Frank Pajaczkowski, HB, Richmond	(40)
5. Choice to Los Angeles	
6. Tony Sardisco, LB, Tulane	(64)
*7. Larry Barnes, FB Colorado State	(75)
8. Charles Smith, E, Abilene Christian	(88)
9. Jim Cox, E, Cal Poly–San Luis Obispo	(99)
10. Jerry Zaleski, HB, Colorado State	(112)
11. Stewart Pell, T, North Carolina	(123)
12. Roger Swedberg, T, Iowa	(136)
13. Ralph Moody, HB, Kansas	(147)
*14. R.C. Owens, E, College of Idaho	(160)
15a. Reed Henderson, T, Utah State	(171)
15b. Gene Boyd, HB, Abilene Christian	(172)
(Choice from Pittsburgh)	
16. George Herring, QB, Southern Mississippi	(184)
17. Richard Weiss, T, Mississippi	(195)
18. Billy Yelverton, T, Mississippi	(208)
19. Pete Arrigoni, HB, Arizona	(219)
20. Bob Scarbrough, C, Auburn	(232)
21. L.C. Joyner, HB, E. Contra Costa C.C.	(243)
22. Clarence Wessman, E, San Jose State	(256)
23. Mike Monroe, HB, Washington	(267)
24. Ed Wallace, G, San Diego J.C.	(280)
25. Paul Goad, HB, Abilene Christian	(291)
26. Rommie Loudd, E, UCLA	(304)
27. Jerry Gustafson, QB, Stanford	(315)
*28. Jerry Drew, FB, California	(328)
29. Dean Benson, E, Willamette	(339)
*30. Bob Mitchell, T, Puget Sound	(351)

1957
(November 27, 1956)
(Drafted 2nd)

1. John Brodie, QB, Stanford	(3)
2. Abe Woodson, HB, Illinois	(15)
3. Choice to Los Angeles	
4a. Jim Ridlon, HB, Syracuse	(39)
4b. Mike Sandusky, T, Maryland	(46)
(Choice from Chicago Cardinals)	
5. Karl Rubke, C, Southern California	(56)
6a. Bill Rhodes, HB, Western State (CO)	(62)
(Choice from Philadelphia)	
6b. Jim Hunter, HB, Missouri	(68)
*7. Fred Dugan, E, Dayton	(80)
8. Ernie Pitts, E, Denver	(92)
*9. Charles Brueckman, C, Pittsburgh	(104)
*10. Jerry Hurst, T, Middle Tennessee State	(116)
*11. Tom Davis, HB, Louisiana State	(128)
*12. Fred Sington, T, Alabama	(140)
13. Charles Mackey, E, Arizona State	(152)
14. Ron Warzeka, T, Montana State	(164)
*15. Earl Kaiser, HB, Houston	(176)
16. Vic Kristopolitis, FB, Dayton	(188)
17. Dave Kuhn, C, Kentucky	(200)
18. Richard Guy, G, Ohio State	(212)
19. Gene Babb, FB, Austin College	(224)
20. Sid DeLoatch, G, Duke	(236)
21. Fred Wilcox, HB, Tulane	(248)
22. Paul Tripp, T, Idaho State	(260)
23. John Thomas, E, Pacific	(272)
24. John Ladner, E, Wake Forest	(284)
25. Ray Meyer, FB, Lamar	(296)
*26. Tom Topping, T, Duke	(308)
27. Don Vicic, FB, Ohio State	(320)
28. Bill Curtis, HB, Texas Christian	(332)
29. Vern Hallbeck, LB, Texas Christian	(344)
30. George Parks, QB, Lamar	(355)

1958
(Dec. 2, 1957/Jan. 28, 1958)
(Drafted Alternately 8–9)

1a. Jim Pace, HB, Michigan	(8)
1b. Charlie Krueger, T, Texas A&M	(9)
*2. Bob Newman, QB, Washington State	(22)
3. Bob Hoppe, HB, Auburn	(33)
4. John Varone, HB, Miami (FL)	(46)
5. Bill Atkins, HB, Auburn	(59)
6. Henry Schmidt, T, Southern California	(71)
7. Choice to Detroit	
*8a. Leon Burton, HB, Arizona State	(87)
(Choice from Chicago Cardinals)	
8b. Ron Mills, HB, West Texas State	(95)
9. George Troutman, C, Capital (OH)	(107)
*10. Vel Heckman, T, Florida	(119)
*11. Hogan Wharton, T, Houston	(131)
12. Pete Williams, T, Lehigh	(143)
13a. James Yore, FB, Indiana	(151)
(Choice from Pittsburgh)	
13b. Harold Dukes, E, Michigan State	(155)
14. Max Fields, HB, Whittier College	(167)
15. Choice to Detroit	
16. George Shirkey, T, Stephen F. Austin	(191)
17. John Wittenborn, T, SE Missouri State	(203)
18. Dennit Morris, G, Oklahoma	(215)
19. Ronnie Mushatt, C, Grambling State	(227)
20. Jerry Mertens, E, Drake	(239)
21. Don Christian, HB, Arkansas	(251)
22. Bruce Hartman, T, Luther	(263)
23. Larry Fields, HB, Utah	(275)
*24. Dee Mackey, E, East Texas State	(287)
25. Bill Kaczmarek, C, SW Missouri State	(299)
*26. Hilliard Hill, E, Southern California	(311)
27. Bob Witucki, E, Notre Dame	(323)
28. Garland Warren, C, North Texas State	(335)
29. Herman Hodges, HB, Sam Houston State	(347)
*30. Ted Stahura, T, Kansas State	(358)



1959
(Dec. 2, 1958/Jan. 22, 1959)
(Drafted 6th)

1a. Dave Baker, HB, Oklahoma	(5)
1b. Dan James, C, Ohio State (Choice from Pittsburgh)	(8)
2. Bob Harrison, LB, Oklahoma	(17)
3. Eddie Dove, HB, Colorado	(29)
4. Monte Clark, T, Southern California	(41)
5. Frank Geremia, T, Notre Dame	(54)
6. Wally Bavaro, T, Holy Cross	(66)
7a. Don Rogers, LB, South Carolina (Choice from Chicago Cardinals)	(74)
*7b. Dan Colchico, E, San Jose State	(78)
8. Lewis Akin, E, Vanderbilt	(90)
9. Robert Green, HB, Florida	(102)
10. Bronko Nagurski, T, Notre Dame	(114)
11. Jack Hayes, HB, Trinity (TX)	(126)
12. Bill Korutz, C, Dayton	(138)
13. Bill Lopasky, G, West Virginia	(150)
14. Michael Dukes, FB, Clemson	(162)
15. Joe Belland, HB, Arizona State	(174)
16. Bob Cook, HB, Idaho State	(186)
17. Jerome Jurczak, C, Benedictine	(198)
18. Jack Cowley, T, Trinity (TX)	(210)
*19. Tom Osborne, HB, Hastings (NE)	(222)
*20. Toby Deese, T, Georgia Tech	(234)
21. Luther Carr, HB, Washington	(246)
22. Burnio McQueen, E, North Carolina A&T	(258)
23. Bruce Dollahan, T, Illinois	(270)
24. Craig Chudy, E, UCLA	(282)
*25. Roy Gee, G, Trinity (TX)	(294)
26. Ed Young, E, Louisville	(306)
27. Mel Semenko, T, Colorado	(318)
28. Mike McCluskey, HB, Washington	(330)
29. Jack Bolton, T, Puget Sound	(342)
30. Bob Carter, E, Denver	(354)

1960
(November 30, 1959)
(Drafted Alternately 10–11)

1. Monty Stickles, E, Notre Dame	(11)
2a. Mike Magac, G, Missouri (Choice from Washington)	(16)
*2b. Carl Kammerer, LB, Pacific	(22)
3. Rod Breedlove, C, Maryland	(35)
4. Ray Norton, HB, San Jose State	(46)
5. Len Rohde, T, Utah State	(59)
6. Ola Lee Murchison, E, Pacific	(70)
7. Bob Waters, QB, Presbyterian College	(83)
8a. Bill Mathis, HB, Clemson (Choice from Washington)	(88)
8b. Max Fugler, C, Louisiana State	(94)
9. Bob Wasden, C, Auburn	(107)
10. Mel Branch, E, Louisiana State	(118)
11a. Ed Pitts, T, South Carolina (Choice from Pittsburgh)	(126)
*11b. Ernest Hansen, C, Northern Arizona	(131)
*12. Jim Williams, T, North Carolina College	(142)
*13. Dean Hinshaw, T, Stanford	(155)
14. Gary Campbell, QB, Whittier College	(166)
15. Mike Dowdie, LB, Texas	(179)
16. Jim Heinke, T, Wisconsin	(190)
17. Austin Gonsoulin, HB, Baylor	(203)
18. Carl Robinson, T, South Carolina State	(214)
19. Bobby Pate, HB, Presbyterian	(227)
20. Jim Woodward, T, Lamar	(238)

1961
(Dec. 27–28, 1960)
(Drafted Alternately 9–10)

1a. Jimmy Johnson, HB, UCLA (Choice from Pittsburgh)	(6)
1b. Bernie Casey, FB, Bowling Green	(9)
1c. Billy Kilmer, QB, UCLA (Choice from New York via Baltimore)	(11)
2. Roland Lakes, T, Wichita State	(24)
3. Bill Cooper, FB, Muskingum	(37)
4a. Aaron Thomas, E, Oregon State (Choice from Pittsburgh)	(47)
4b. Dale Messer, HB, Fresno State	(52)
*5a. Clark Miller, T, Utah State (Choice from Dallas)	(58)
5b. Bob McCreary, T, Wake Forest	(65)
*6. Mike McClellan, HB, Oklahoma	(80)
7. Ray Purdin, HB, Northwestern	(93)
8. Neill Plumley, T, Oregon	(108)
*9a. Leon Donohue, T, San Jose State (Choice from Pittsburgh)	(118)
9b. Everisto Nino, T, East Texas State	(121)
10. Paul Hynes, HB, Louisiana Tech	(136)
11. Tony Parrilli, LB, Illinois	(149)
*12. Don Coffey, E, Memphis State	(164)
13a. Tommy Hackler, E, Tennessee Tech (Choice from Pittsburgh)	(174)
*13b. Julius Fincke, T, McNeese State	(177)
14. Bill Worrell, T, Georgia	(192)
15. Bob Sams, T, Central Oklahoma	(205)
16. Charlie Fuller, HB, San Francisco State	(220)
17. Tom Jewell, G, Idaho State	(233)
*18. Kay McFarland, RB, Colorado State	(248)
19. Tom Simpson, T, Davidson	(261)
20. Jerry Perry, G, Central Oklahoma	(276)

1962
(December 4, 1961)
(Drafted 8th)

1. Lance Alworth, HB, Arkansas	(8)
2. Ed Pine, LB, Utah	(22)
3. Billy Ray Adams, FB, Mississippi	(36)
*4a. Charlie Sieminski, DT, Penn State (Choice from Dallas)	(46)
*4b. Floyd Dean, LB, Florida	(50)
5a. Ted Woods, HB, Colorado (Choice from St. Louis Cardinals)	(62)
*5b. Mike Lind, FB, Notre Dame	(64)
6a. Keith Luhnnow, FB, Santa Ana (Choice from Washington)	(71)
6b. Jerry Brown, G, Mississippi (Choice from Pittsburgh)	(76)
6c. Bill Winter, G, West Virginia	(78)
7. John Burrell, E, Rice	(92)
8. James Vollenweider, HB, Miami (FL)	(106)
*9. Jim Roberts, T, Mississippi	(120)
10. Regis Coustillac, C, Pittsburgh	(134)
11. Larry Jepson, C, Furman	(148)
12. Milton McPike, E, Kirksville	(162)
13. George Pierovich, LB, California	(176)
14. Dick Easterly, DB, Syracuse	(190)
15. Ray Osborne, T, Mississippi State	(204)
16. Ron Frank, T, South Dakota State	(218)
17. Wally Foltz, E, De Pauw	(232)
18. Gary Brown, T, Illinois	(246)
19. Bob Burton, T, Murray State	(260)
20. Rodger McFarland, DB, Kansas	(274)

1963
(December 3, 1962)
(Drafted Alternately 8–7)

1. Kermit Alexander, HB, UCLA	(8)
2. Walter Rock, G, Maryland	(21)
3. Don Lisbon, HB, Bowling Green	(36)

4. Choice to Chicago	
*4a. Harrison Rosdahl, G, Penn State (Choice from Philadelphia)	(46)
4b. Hugh Campbell, E, Washington State (Choice from Washington)	(50)
*5a. Vern Burke, E, Oregon State	(64)
*5c. Jim Pilot, FB, New Mexico State (Choice from Cleveland via Pittsburgh)	(65)
5b. Gary Moeller, LB, Ohio State (Choice from Chicago)	(66)
6. Pat Emerick, LB, Western Michigan	(77)
7. Ernest DeCourley, DT, Moorehead State	(92)
*8. Roger Locke, E, Arizona State	(105)
*9. John Maczuzak, T, Pittsburgh	(120)
10. Dick Lopour, HB, Huron	(133)
11. Steve Shafer, QB, Utah State	(148)
12. Robert Benton, T, Mississippi State	(161)
13. Dick Shultz, T, Ohio	(176)
14. Bill Tobin, HB, Missouri	(189)
*15. Ollie Ross, FB, West Texas State	(204)
16. Jim Bogdalek, DT, Toledo	(217)
17. Ken Reed, G, Tulsa	(232)
*18. John Sellers, T, Bakersfield J.C.	(245)
19. Bob Price, G, North Texas State	(260)
20. Don Davis, HB, McMurry	(273)

1964
(December 2, 1963)
(Drafted 1st)

1. Dave Parks, E, Texas Tech	(1)
2. George Mira, QB, Miami (FL)	(15)
3. Dave Wilcox, LB, Oregon	(29)
*4. James Wilson, G, Georgia	(43)
5. Rudy Johnson, FB, Nebraska	(57)
*6. Gary Lewis, FB, Arizona State	(71)
7. Hagood Clarke, DB, Florida	(85)
*8a. Bob Daugherty, HB, Tulsa	(99)
8b. Bob Poole, E, Clemson (Choice from Washington)	(102)
9. Howard Mudd, G, Hillsdale	(113)
*10. Fred Polser, T, East Texas State	(127)
11. Dennis Almquist, G, Idaho	(141)
*12. Jim Long, FB, Fresno State	(155)
13. Robert Brown, DT, Arkansas A&M	(169)
14. Ed Beard, T, Tennessee	(183)
15. James Griffin, E, Grambling State	(197)
*16. Cornell Gordon, DB, North Carolina A&T	(211)
*17. Ken Brusven, T, Oregon State	(225)
*18. Jerry Cole, E, Southwest Texas State	(239)
19. Larry Rawson, HB, Auburn	(253)
20. Gene Baker, G, Whitworth	(267)

1965
(November 28, 1964)
(Drafted 2nd)

1a. Ken Willard, FB, North Carolina	(2)
1b. George Donnelly, DB, Illinois (Choice from Cleveland)	(13)
2. Joe Cerne, C, Northwestern	(16)
3a. Bob Schweickert, HB, Virginia Tech (Choice from N.Y. Giants)	(29)
3b. Jim Norton, T, Washington	(30)
3c. Jack Chapple, LB, Stanford (Choice from Baltimore)	(42)
*4. Larry Todd, WR, Arizona State	(44)
*5. Dave McCormick, T, Louisiana State	(58)
6. Choice to Cleveland	
7. Choice to Green Bay	
8. Choice to Minnesota	
9. Wayne Swinford, DB, Georgia	(114)
*10. Robert Cappadona, RB, Northeastern	(128)
*11. Steve Mass, T, Detroit	(142)
*12. Dave Plump, RB, Fresno State	(156)



13. Greg Schumacher, LB, Illinois (170)
14. Frank Andruski, DB, Utah (184)
15. Joe Pabian, T, West Virginia (198)
- *16. Dave Hettema, T, New Mexico (212)
17. Len Frketich, E, Oregon State (226)
- *18. Leon Stanridge, E, San Diego State (240)
19. Dale Ford, QB-DB, Washington State (254)
- *20. Dennis Duncan, HB, Louisiana College (268)

1966
(November 27, 1965)
(Drafted Alternately 10-11)

1. Stan Hindman, DE-G, Mississippi (11)
- *2. Bob Windsor, E, Kentucky (26)
- 3a. Alvin Randolph, DB, Iowa (37)
(Choice from Dallas)
- 3b. Dan Bland, DB, Mississippi State (41)
- *4. Don Parker, G, Virginia (56)
- 5a. Mel Phillips, DB, North Carolina A&T (69)
(Choice from Dallas)
- 5b. Steve Smith, TE, Michigan (71)
6. Charles Johnson, DT, Louisville (91)
7. Choice to Baltimore
8. Dick Witcher, E, UCLA (119)
9. Kent Kramer, TE, Minnesota (133)
10. Ron Sbranti, LB, Utah (147)
11. Preston Ridlehuber, DB, Georgia (166)
12. Lyle Loebach, T, Simpson (180)
- *13. Jim Jackson, DB, Western Illinois (194)
- *14. Elmer Collett, C, San Francisco State (208)
- *15. S.T. Saffold, WR, San Jose State (222)
16. Jim LeClair, QB, C.W. Post (241)
- *17. Jim Breland, G, Georgia Tech (255)
- *18. Ron Parson, E, Austin Peay (269)
- *19. Dick Fitzgerald, T, Nebraska (283)
- *20. Willie Walker, LB, Baylor (297)

1967
(March 14, 1967)
(Drafted Alternately 11-13)

- 1a. Steve Spurrier, QB, Florida (3)
(Choice from Atlanta)
- 1b. Cas Banaszek, TE, Northwestern (11)
2. Tom Holzer, T, Louisville (39)
- 3a. Frank Nunley, LB, Michigan (62)
(Choice from Pittsburgh)
- 3b. Bill Tucker, HB, Tennessee A&I (65)
4. Wayne Trimble, DB, Alabama (91)
5. Choice to Atlanta
6. Doug Cunningham, HB, Mississippi (145)
7. Milt Jackson, DB, Tulsa (170)
8. Walter Johnson, LB, Tuskegee (198)
9. Bob Briggs, T, Heidelberg (223)
10. Phil Meyers, WR, Northwest Oklahoma (248)
11. Ken Carmann, DT, Nebraska-Kearney (276)
12. James Hall, LB, Tuskegee (301)
13. Rich Gibbs, DB, Iowa (325)
14. Dalton Leblanc, WR, Louisiana-Monroe (354)
15. Clarence Spencer, WR, Louisville (379)
16. Bart Templeman, C, Eastern Montana (404)
17. Dan Talbott, QB, North Carolina (432)

1968
(January 30-31, 1968)
(Drafted Alternately 14-15)

1. Forrest Blue, C, Auburn (15)
2. Choice to St. Louis
- 3a. Lance Olssen, T, Purdue (65)
(Choice from Detroit)
- 3b. Skip Vanderbundt, LB, Oregon State (69)
4. John Fuller, WR, Lamar (98)
5. Dwight Lee, RB, Michigan State (125)

- 6a. Leo Johnson, WR, Tennessee State (141)
(Choice from New Orleans)
- 6b. Bill Belk, DE, Maryland State (153)
7. Jerry Richardson, LB, Mississippi (179)
- 8a. Charles Brown, T, Augustana College (SD) (206)
(Choice from N.Y. Giants)
- 8b. Tom Gray, WR, Morehead State (207)
9. Casey Boyett, WR, Brigham Young (233)
10. Tommy Hart, LB, Morris Brown College (261)
11. Dennis Fitzgibbons, G, Syracuse (287)
12. Henry Johnson, QB, Fisk (315)
13. Tom Mitakos, C, Pittsburgh (341)
14. Alex Moore, RB, Norfolk State (369)
15. Clarence Spencer, WR, Louisville (395)
16. Tom Rosenow, DT, Northern Illinois (423)
17. Dennis Patera, K, Brigham Young (449)

1969
(January 28-29, 1969)
(Drafted 16th)

- 1a. Ted Kwalick, TE, Penn State (7)
(Choice from New Orleans)
- 1b. Gene Washington, WR, Stanford (16)
2. Choice to Pittsburgh via Cleveland
3. Choice to Dallas
- 4a. Jim Sniadecki, LB, Indiana (86)
(Choice from Detroit)
- 4b. Gene Moore, RB, Occidental College (94)
5. Earl Edwards, DT, Wichita State (120)
6. Jim Thomas, RB, Texas-Arlington (146)
7. Steve Van Sinderen, T, Washington State (172)
8. Mike Loper, T, Brigham Young (198)
9. Hilton Crawford, DB, Grambling State (224)
10. Dave Chapple, K, Santa Barbara (250)
11. Willie Peake, T, Alcorn State (276)
12. Jack O'Malley, T, Southern California (302)
13. Paul Champlin, DB, Eastern Montana (328)
14. Tom Black, WR, East Texas State (354)
15. Gary Golden, DB, Texas Tech (380)
16. Bob Hoskins, LB, Wichita State (406)
17. Joe Rushing, LB, Memphis State (432)

1970
(January 27-28, 1970)
(Drafted 9th)

- 1a. Cedrick Hardman, DE, North Texas State (9)
- 1b. Bruce Taylor, DB, Boston (17)
(Choice from Washington)
2. Choice to Los Angeles
2. John Isenbarger, RB, Indiana (48)
(Choice from Philadelphia via Los Angeles)
3. Choice to Kansas City
4. Vic Washington, WR, Wyoming (87)
5. Gary McArthur, T, Southern California (113)
6. Rusty Clark, QB, Houston (139)
7. Jim Strong, RB, Houston (165)
8. Carter Campbell, LB, Weber State (191)
9. Preston Riley, WR, Memphis State (217)
10. Larry Schreiber, RB, Tennessee Tech (243)
11. Danny Crockett, WR, Toledo (269)
12. Bill Tant, T, Dayton (295)
13. Jim Vanderslice, LB, Texas Christian (321)
14. Jack King, G, Clemson (347)
15. Dave Delsignore, WR, Youngstown State (373)
16. Scott Perkins, WR, Livingstone (399)
17. Mike Culton, P, Laverne (425)

1971
(January 28-29, 1971)
(Drafted Alternately 18-19)

1. Tim Anderson, CB, Ohio State (23)
- 2a. Ernie Janet, G, Washington (37)
(Choice from Green Bay)

- 2b. Joe Orduna, RB, Nebraska (49)
- 3a. Sam Dickerson, WR, Southern California (55)
(Choice from Philadelphia)
- 3b. Willie Parker, C, North Texas State (75)
4. Tony Harris, RB, Toledo (101)
- 5a. Dean Shaternick, T, Kansas State (114)
(Choice from Chicago)
- 5b. George Wells, LB, New Mexico State (122)
(Choice from N.Y. Giants)
- 5c. Marty Huff, LB, Michigan (127)
6. Al Bresler, WR, Auburn (153)
7. John Watson, T, Oklahoma (179)
8. Jim McCann, K, Arizona State (205)
9. Therman Couch, LB, Iowa State (231)
- 10a. Ron Cardo, RB, Wisconsin-Oshkosh (236)
(Choice from New Orleans)
- 10b. Ernie Jennings, WR, Air Force (257)
11. Joe Reed, QB, Mississippi State (283)
12. Jim Bunch, DT, Wisconsin State (309)
13. John Bullock, RB, Purdue (335)
14. Bill Dunstan, LB, Utah State (361)
15. John Lennon, DE, Colgate (387)
16. Dave Purcell, DT, Kentucky (414)
17. Leroy Charlton, CB, Florida A&M (438)

1972
(February 1-2, 1972)
(Drafted Alternately 19-18)

1. Terry Beasley, WR, Auburn (19)
- 2a. Ralph McGill, CB, Tulsa (28)
(Choice from N.Y. Giants)
- 2b. Jean Barrett, T, Tulsa (44)
3. Allen Dunbar, WR, Southern (71)
4. Windlan Hall, CB, Arizona State (96)
5. Mike Greene, LB, Georgia (123)
6. Jackie Walker, S, Tennessee (148)
7. Edgar Hardy, G, Jackson State (175)
8. Tom Wittum, P, Northern Illinois (200)
9. Jerry Brown, CB, Northwestern (227)
10. Steve Williams, DT, Western Carolina (252)
11. Tom Laputica, DE, Southern Illinois (279)
12. Steve Setzler, DE, St. John's (304)
13. Leon Pettigrew, T, San Fernando Valley (331)
14. Eric Guthrie, QB, Boise State (356)
15. Bob Maddox, DE, Frostburg State (383)
16. Ron Davis, G, Virginia State (408)
17. Ted Alexander, RB, Langston (435)

1973
(January 30-31, 1973)
(Drafted Alternately 18-19)

1. Mike Holmes, CB, Texas Southern (18)
2. Willie Harper, LB, Nebraska (41)
(Choice from N.Y. Giants)
2. Choice to St. Louis
3. Choice to Denver via Washington
4. Choice to San Diego via Washington
- 5a. Mike Fulk, LB, Indiana (112)
(Choice from Chicago)
- 5b. Ed Beverly, WR, Arizona State (122)
6. Arthur Moore, DT, Tulsa (149)
7. John Mitchell, LB, Alabama (174)
8. David Atkins, RB, Texas-El Paso (201)
9. Roger Praetorius, RB, Syracuse (226)
10. Charlie Hunt, LB, Florida State (253)
11. Tom Dahlberg, RB, Gustavus Adolphus (Sweden) (278)
12. Larry Pettus, T, Tennessee State (305)
13. Alan Kelso, C, Washington (330)
14. Dennis Morrison, QB, Kansas State (357)
15. Mike Bettiga, WR, Humboldt State (382)
16. Mike Oven, TE, Georgia Tech (409)
17. Bob Erickson, G, North Dakota State (434)



1974
(January 29–30, 1974)
(Drafted 10th)

- 1a. Wilbur Jackson, RB, Alabama (9)
- 1b. Bill Sandifer, DT, UCLA (10)
(Choice from New England)
- 2a. Keith Fahnhorst, T, Minnesota (35)
- 2b. Delvin Williams, RB, Kansas (49)
(Choice from Washington)
3. Choice to St. Louis
- 4a. Clint Haslerig, WR, Michigan (83)
(Choice from N.Y. Jets via New Orleans)
4. Choice to New Orleans
- 4b. Sammy Johnson, RB, North Carolina (90)
(Choice from Green Bay)
5. Choice to New Orleans
6. Mike Raines, DT, Alabama (138)
7. Kermit Johnson, RB, UCLA (166)
8. Jim Schnietz, G, Missouri (191)
9. Manfred Moore, RB, Southern California (216)
10. Glenn Gaspard, LB, Texas (244)
11. Greg Battle, S, Colorado State (269)
12. Tom Hull, LB, Penn State (294)
13. Tom Owen, QB, Wichita State (322)
14. Walt Williamson, DE, Michigan (347)
15. Leonard Gray, TE, Long Beach State (372)
16. Jack Connors, DB, Oregon (400)
17. Levi Stanley, G, Hawaii (425)

1975
(January 28–29, 1975)
(Drafted Alternately 10–9)

1. Jimmy Webb, DT, Mississippi State (10)
2. Greg Collins, LB, Notre Dame (35)
3. Choice to N.Y. Giants
- 3a. Jeff Hart, T, Oregon State (71)
(Choice from Buffalo)
- 3b. Steve Mike–Mayer, K, Maryland (72)
(Choice from Washington)
- 3c. Wayne Baker, DT, Brigham Young (74)
(Choice from St. Louis)
- 4a. Cleveland Elam, DE, Tennessee State (85)
(Choice from New Orleans)
- 4b. Frank Oliver, DB, Kentucky State (87)
5. Wayne Bullock, RB, Notre Dame (114)
6. Choice to Kansas City
7. Choice to Buffalo
8. Preston Kendrick, LB, Florida (191)
- 9a. James Johnson, DB, Tennessee State (218)
- 9b. Dan Natale, TE, Penn State (223)
(Choice from Philadelphia)
- 9c. Ceasar Douglas, T, Illinois Wesleyan (230)
(Choice from St. Louis)
10. Donnie Layton, RB, South Carolina State (243)
11. Gene Hernandez, DB, Texas Christian (270)
12. Rick Worley, QB, Howard Payne (295)
13. Dale Mitchell, LB, Southern California (322)
14. David Henson, WR, Abilene Christian (347)
15. Rich Lavin, TE, Western Illinois (374)
16. Choice to Baltimore
17. Choice to Baltimore

1976
(April 8–9, 1976)
(Drafted Alternately 4–3)

1. Choice to New England
1. Choice from Houston to New England
- 2a. Randy Cross, C, UCLA (42)
- 2b. Eddie Lewis, CB, Kansas (57)
(Choice from Tampa Bay)
3. Choice from New Orleans to Kansas City
3. Choice to Dallas
4. Steve Rivera, WR, California (100)
(Choice from Philadelphia)

4. Choice to N.Y. Giants
5. Choice to Cincinnati
5. Tony Leonard, CB, Virginia Union (140)
(Choice from Detroit)
- 6a. Robert Pennywell, LB, Grambling State (168)
- 6b. Scott Bull, QB, Arkansas (177)
(Choice from St. Louis)
7. Jay Chesley, DB, Vanderbilt (194)
8. John Ayers, T, West Texas State (223)
9. Kenny Harrison, WR, Southern Methodist (250)
10. Robin Ross, T, Washington State (275)
11. Paul Hofer, RB, Mississippi (305)
12. Gerald Loper, G, Florida (332)
13. Larry Brumfield, CB, Indiana State (359)
14. Johnny Miller, LB, Livingstone College (389)
15. Howard Stidham, LB, Tennessee Tech (416)
16. Reggie Lewis, DE, San Diego State (443)
17. Darryl Jenkins, RB, San Jose State (473)

1977
(May 3–4, 1977)
(Drafted 16th)

1. Choice to New England
2. Choice to New England
3. Elmo Boyd, WR, Eastern Kentucky (65)
(Choice from Houston)
3. Choice to N.Y. Jets
4. Stan Black, S, Mississippi State (100)
5. Choice to Buffalo
- 6a. Mike Burns, CB, Southern California (141)
(Choice from Buffalo)
- 6b. Jim Harlan, C, Howard Payne (155)
7. Jim VanWagner, RB, Michigan Tech (183)
8. Choice to N.Y. Giants
9. David Posey, K, Florida (239)
10. Choice to Tampa Bay
11. Brian Billick, TE, Brigham Young (295)
12. Scott Martin, G, North Dakota (323)

1978
(May 2–3, 1978)
(Drafted 7th)

- 1a. Ken McAfee, TE, Notre Dame (7)
- 1b. Dan Bunz, LB, Long Beach State (24)
(Choice from Miami)
2. Choice to Buffalo
2. Walt Downing, G, Michigan (47)
(Choice from Chicago)
3. Choice to Buffalo
3. Ernie Hughes, G, Notre Dame (79)
(Choice from Baltimore)
4. Terry LeCount, WR, Florida (91)
5. Choice to Baltimore
- 5a. Archie Reese, DT, Clemson (127)
(Choice from Houston via Kansas City and Chicago)
- 5b. Bruce Threadgill, DB, Mississippi State (133)
(Choice from Miami)
6. Choice from Minnesota to Washington
6. Elliott Walker, RB, Pittsburgh (148)
7. Fred Quillan, C, Oregon (175)
8. Choice to Washington
- 9a. Herman Redden, DB, Howard (229)
- 9b. Dean Moore, LB, Iowa (233)
(Choice from Detroit)
- 9c. Steve McDaniels, T, Notre Dame (249)
(Choice from Denver)
10. Mike Connell, P, Cincinnati (260)
11. Willie McCray, DE, Troy State (287)
12. Dan Irons, T, Texas Tech (314)

1979
(May 3–4, 1979)
(Drafted 1st)

1. Choice to Buffalo
2. James Owens, RB, UCLA (29)
3. Choice to Seattle
3. Joe Montana, QB, Notre Dame (82)
(Choice from Dallas via Seattle)
4. Choice to Buffalo
- 5a. Tom Seabron, LB, Michigan (111)
- 5b. Jerry Aldridge, RB, Angelo State (119)
(Choice from Detroit)
6. Ruben Vaughan, DT, Colorado (138)
7. Phil Francis, RB, Stanford (166)
8. Choice to Green Bay
9. Steve Hamilton, DT, Missouri (221)
- 10a. Dwight Clark, WR, Clemson (249)
- 10b. Howard Ballage, CB Colorado (252)
(Choice from Tampa Bay)
11. Billy McBride, DB, Tennessee State (276)
12. Rod Connors, RB, Southern California ('78 Supplemental Draft)

1980
(April 29–30, 1980)
(Drafted Alternately 2–1)

1. Choice to N.Y. Jets
- 1a. Earl Cooper, RB, Rice (13)
(Choice from N.Y. Jets)
- 1b. Jim Stuckey, DE, Clemson (20)
(Choice from Denver via N.Y. Jets)
2. Choice to Buffalo
2. Choice from Detroit to Minnesota
2. Keena Turner, LB, Purdue (39)
(Choice from Minnesota)
3. Choice to Los Angeles
- 3a. Jim Miller, P, Mississippi (65)
(Choice from Minnesota)
- 3b. Craig Puki, LB, Tennessee (77)
(Choice from Washington via Los Angeles)
- 4a. Ricky Churchman, S, Texas (84)
- 4b. David Hodge, LB, Houston (98)
(Choice from New England via Los Angeles)
5. Ken Times, DT, Southern (112)
6. Herb Williams, CB, Southern (139)
7. Choice to Cincinnati
8. Choice to Oakland
8. Bobby Leopold, LB, Notre Dame (210)
(Choice from Oakland)
9. Choice to Detroit via Kansas City
9. Dan Hartwig, QB, Cal Lutheran (237)
(Choice from Oakland)
10. Choice to Pittsburgh
11. Choice to Miami
12. Choice to Pittsburgh

1981
(April 28–29, 1981)
(Drafted Alternately 8–10)

1. Ronnie Lott, DB, Southern California (8)
- 2a. John Harty, DT, Iowa (36)
(Choice from Washington)
2. Choice to Chicago
- 2b. Eric Wright, DB, Missouri (40)
(Choice from Chicago)
3. Carlton Williamson, DB, Pittsburgh (65)
4. Choice to Dallas
- 5a. Lynn Thomas, DB, Pittsburgh (121)
- 5b. Arrington Jones, RB, Winston–Salem State (122)
(Choice from Chicago)
6. Pete Kugler, DT, Penn State (147)
7. Choice to Philadelphia
8. Garry White, RB, Minnesota (203)



- 9. Choice to Cincinnati
- 10. Choice to Baltimore
- 11. Ron DeBose, TE, UCLA (286)
- 12a. Major Ogilvie, RB, Alabama (313)
- 12b. Joe Adams, QB, Tennessee State (322)
(Choice from Pittsburgh)

1982
(April 27–28, 1982)
(Drafted 27th)

- 1. Choice to New England
- 2. Bubba Paris, T, Michigan (29)
(Choice from New England)
- 2. Choice from Washington to New England
- 2. Choice to New England
- 3. Choice to San Diego
- 4. Choice to New England
- 5. Newton Williams, RB, Arizona State (139)
- 6. Vince Williams, RB, Oregon (151)
(Choice from Oakland)
- 6. Choice to New Orleans
- 7. Ron Ferrari, LB, Illinois (195)
- 8. Choice to New Orleans
- 9. Bryan Clark, QB, Michigan State (251)
- 10a. Dana McLemore, DB, Hawaii (269)
(Choice from Tampa Bay)
- 10b. Tim Barbian, DT, Western Illinois (279)
- 11. Gary Gibson, LB, Arizona (306)
- 12. Tim Washington, CB, Fresno State (334)

1983
(April 26–27, 1983)
(Drafted Alternately 5–8)

- 1. Choice to San Diego
- 2. Choice to L.A. Rams
- 2. Roger Craig, RB, Nebraska (49)
(Choice from San Diego)
- 3. Blanchard Montgomery, LB, UCLA (59)
(Choice from L.A. Rams)
- 3. Choice to L.A. Rams
- 4. Choice from Denver to L.A. Rams
- 4. Tom Holmoe, DB, Brigham Young (90)
- 5. Riki Ellison, LB, Southern California (117)
- 6. Choice to Tampa Bay
- 7. Gary Moten, LB, Southern Methodist (175)
- 8. Choice to San Diego
- 9. Mike Mularkey, TE, Florida (229)
- 9. Choice from Cleveland to Chicago
- 10. Jeff Merrill, NT, Nebraska (259)
- 11. Jesse Sapolu, C, Hawaii (289)
- 12. Choice to Chicago

1984
(May 1–2, 1984)
(Drafted Alternately 23–24)

- 1. Todd Shell, LB, Brigham Young (24)
- 2. Choice to L.A. Raiders
- 2. John Frank, TE, Ohio State (56)
(Choice from L.A. Raiders)
- 3. Guy McIntyre, G, Georgia (73)
(Choice from St. Louis)
- 3. Choice to St. Louis
- 4. Choice from Tampa Bay to Seattle
- 4. Choice to San Diego
- 5a. Michael Carter, DT, Southern Methodist (121)
(Choice from Atlanta)
- 5. Choice from Denver to Atlanta
- 5. Choice to St. Louis
- 5b. Jeff Fuller, LB, Texas A&M (139)
(Choice from Washington via L.A. Raiders)
- 6. Choice to Atlanta
- 7. Choice to New England
- 8. Choice to San Diego

- 9a. Lee Miller, DB, Fullerton State (239)
(Choice from Chicago)
- 9b. Derrick Harmon, RB, Cornell (248)
- 10. Dave Moritz, WR, Iowa (275)
- 11. Kirk Pendleton, WR, Brigham Young (304)
- 12. Choice from Chicago to Miami
- 12. Choice to San Diego

U.S.F.L. Supplemental Draft
(June 5, 1984)
(Drafted 24th, 51st and 80th)

- 1. Derrick Crawford, WR, Memphis State (24)
(From Memphis Showboats)
- 2. Joe Conwell, T, North Carolina (51)
(From Philadelphia Stars)
- 3. Mark Schellen, RB, Nebraska (80)
(From New Orleans Breakers)

1985
(April 30–May 1, 1985)
(Drafted 28th)

- 1. Jerry Rice, WR, Mississippi Valley State (16)
(Choice from New England)
- 1. Choice to New England
- 2. Choice to New England
- 3. Ricky Moore, FB, Alabama (75)
(Choice from New England)
- 3. Choice to New England
- 4. Choice to Buffalo
- 5. Bruce Collie, T, Texas–Arlington (140)
- 6. Scott Barry, QB, California–Davis (168)
- 7. Choice to San Diego
- 8. Choice to New England
- 9. Choice to San Diego
- 10. Choice to Seattle
- 11. David Wood, DE, Arizona (308)
- 12. Donald Chumley, DT, Georgia (336)

1986
(April 29–30, 1986)
(Drafted 18th)

- 1. Choice to Dallas
- 1. Choice from Dallas to Buffalo
- 2. Choice from Buffalo to Detroit
- 2. Larry Roberts, DE, Alabama (39)
(Choice from Detroit)
- 2. Choice to Washington
- 3a. Tom Rathman, FB, Nebraska (56)
(Choice from Buffalo)
- 3b. Tim McKyer, CB, Texas–Arlington (64)
(Choice from Philadelphia)
- 3. Choice from Detroit to L.A. Rams
- 3c. John Taylor, WR, Delaware State (76)
- 4a. Charles Haley, LB, James Madison (96)
(Choice from Cleveland via L.A. Rams)
- 4b. Steve Wallace, T, Auburn (101)
(Choice from Washington via L.A. Rams)
- 4c. Kevin Fagan, DT, Miami (FL) (102)
- 5. Choice to San Diego
- 5. Pat Miller, LB, Florida (131)
(Choice from Dallas)
- 6. Choice to Washington
- 6. Don Griffin, S, Middle Tennessee State (162)
(Choice from N.Y. Jets)
- 7. Choice to New England
- 8a. Jim Popp, TE, Vanderbilt (203)
(Choice from Philadelphia)
- 8b. Roosevelt Snipes, RB, Florida State ('85 Supplemental Draft)
- 9. Tony Cherry, RB, Oregon (240)
- 10a. Elliston Stinson, WR, Rice (267)
- 10b. Harold Hallman, LB, Auburn (270)
(Choice from Washington)
- 11. Choice to San Diego
- 12. Choice to Tampa Bay

1987
(April 28, 1987)
(Drafted 22nd)

- 1a. Harris Barton, T, North Carolina (22)
- 1b. Terrence Flagler, RB, Clemson (25)
(Choice from Washington)
- 2. Jeff Bregel, G, Southern California (37)
(Choice from Philadelphia)
- 2. Choice to Tampa Bay
- 3. Choice to Buffalo
- 4. Choice to Tampa Bay
- 5. Paul Jokisch, WR, Michigan (134)
- 6. Bob White, LB, Penn State (162)
- 7. Steve DeLine, K, Colorado State (189)
- 8. David Grayson, LB, Fresno State (217)
- 9. Jonathan Shelley, CB, Mississippi (245)
- 10. John Paye, QB, Stanford (275)
(Choice from New England via L.A. Raiders)
- 11. Choice to L.A. Raiders from Phi. via 49ers
- 11. Calvin Nicholas, WR, Grambling State (301)
- 12. Choice to L.A. Raiders

1988
(April 24–25, 1988)
(Drafted 25th)

- 1. Choice to L.A. Raiders
- 2a. Daniel Stubbs, DE, Miami (FL) (33)
(Choice from L.A. Raiders)
- 2b. Pierce Holt, DT, Angelo State (39)
(Choice from Philadelphia via Tampa Bay)
- 2. Choice to Tampa Bay
- 3. Bill Romanowski, LB, Boston College (80)
- 4. Barry Helton, P, Colorado (102)
(Choice from Chicago via L.A. Raiders)
- 4. Choice to Tampa Bay
- 5. Choice to N.Y. Jets
- 5. Choice to Buffalo
- 6. Choice to Tampa Bay
- 7. Kevin Bryant, LB, Delaware State (191)
- 8. Larry Clarkson, T, Montana (219)
- 9. Brian Bonner, LB, Minnesota (247)
- 10. Tim Foley, K, Georgia Southern (275)
- 11. Chet Brooks, CB, Texas A&M (303)
- 12. George Mira Jr., LB, Miami (FL) (331)

1989
(April 30–May 1, 1989)
(Drafted 28th)

- 1. Keith DeLong, LB, Tennessee (28)
- 2. Wesley Walls, TE, Mississippi (56)
- 3. Keith Henderson, RB, Georgia (84)
- 4. Mike Barber, WR, Marshall (112)
- 5. Johnny Jackson, DB, Houston (122)
(Choice from L.A. Raiders)
- 5. Choice to L.A. Raiders
- 6. Steve Hendrickson, LB, California (167)
- 7. Choice to San Diego
- 8. Choice to L.A. Raiders
- 9. Rudy Harmon, LB, Louisiana State (251)
- 10. Andy Sinclair, C, Stanford (279)
- 11a. Jim Bell, RB, Boston College (289)
(Choice from L.A. Raiders)
- 11b. Norm McGee, WR, North Dakota (307)
- 12. Antonio Gross, LB, North Carolina (319)
(Choice from L.A. Raiders)
- 12. Choice to L.A. Raiders

1990
(April 22–23, 1990)
(Drafted 28th)

- 1. Dexter Carter, RB, Florida State (25)
- 2a. Dennis Brown, DT, Washington (47)
(Choice from Minnesota via Dallas)



- 2b. Eric Davis, DB, Jacksonville State (53)
- 3. Ronald Lewis, WR, Florida State (68)
(Choice from Kansas City via Dallas)
- 3. Choice to Dallas
- 4. Dean Caliguire, C, Pittsburgh (92)
(Choice from L.A. Raiders)
- 4. Choice to L.A. Raiders
- 5. Choice to L.A. Raiders
- 6. Frank Pollack, T, Northern Arizona (165)
- 7. Choice to San Diego
- 8. Dwight Pickens, WR, Fresno State (220)
- 9. Odell Haggins, DT, Florida State (248)
- 10. Martin Harrison, DE, Washington (276)
- 11. Anthony Shelton, DB, Tennessee State (289)
(Choice from Miami)
- 11. Choice to Dallas
- 12. Choice to L.A. Raiders

1991
(April 21–22, 1991)
(Drafted 26th)

- 1. Ted Washington, DT, Louisville (25)
- 2a. Ricky Watters, RB, Notre Dame (45)
(Choice from Cincinnati)
- 2. Choice to Cincinnati
- 2b. John Johnson, LB, Clemson (53)
- 3. Choice to Green Bay
- 4. Mitch Donahue, LB, Wyoming (95)
(Choice from Green Bay)
- 4. Choice to Cincinnati
- 5a. Merton Hanks, DB, Iowa (122)
(Choice from Green Bay)
- 5b. Harry Boatwain, T, New Haven (137)
- 6. Scott Bowles, T, North Texas State (165)
- 7. Sheldon Canley, RB, San Jose State (193)
- 8. Tony Hargain, WR, Oregon (221)
- 9. Louis Riddick, S, Pittsburgh (248)
- 10. Byron Holdbrooks, DT, Alabama (276)
- 11. Bobby Slaughter, WR, Louisiana Tech (304)
- 12. Cliff Confer, DE, Michigan State (332)

1992
(April 26–27, 1992)
(Drafted 18th)

- 1. Dana Hall, S, Washington (18)
- 2. Amp Lee, RB, Florida State (45)
- 3. Brian Bollinger, G, North Carolina (76)
- 4. Mark Thomas, DE, North Carolina State (89)
(Choice from Green Bay)
- 4. Choice to Green Bay
- 5. Choice to Green Bay
- 6. Choice to Green Bay
- 6. Damien Russell, S, Virginia Tech (151)
(Choice from Pittsburgh)
- 7. Choice to Pittsburgh
- 8. Choice to Pittsburgh (from Green Bay)
- 8. Choice to Pittsburgh
- 9. Darian Hagan, WR, Colorado (242)
- 10. Corey Mayfield, NT, Oklahoma (269)
- 11. Tom Covington, TE, Georgia Tech (300)
- 12. Matt LaBounty, DE, Oregon (327)

1993
(April 25–26, 1993)
(Drafted 26th)

- 1. Choice to Phoenix from Kansas City
- 1. Choice to New Orleans from Phoenix
- 1a. Dana Stubblefield, DE, Kansas (26)
(Choice from New Orleans)
- 1b. Todd Kelly, DE, Tennessee (27)
- 2. Choice to San Diego from L.A. Raiders
- 2. Adrian Hardy, CB, Northwestern State (48)
(Choice from San Diego)

- 2. Choice to Green Bay
- 2. Choice to L.A. Raiders from Dallas
- 3. Choice to L.A. Raiders from New Orleans
- 3. Choice to San Diego
- 4. Choice to San Diego
- 5. Artie Smith, DE, Louisiana Tech (116)
(Choice from Phoenix)
- 5. Choice to San Diego
- 6. Chris Dalman, G, Stanford (166)
- 7. Troy Wilson, DE, Pittsburgh State (KS) (194)
- 8. Elvis Grbac, QB, Michigan (219)
(Choice from Minnesota)
- 8. Choice to San Diego

1994
(April 24–25, 1994)
(Drafted 23rd)

- 1a. Bryant Young, DT, Notre Dame (7)
(Choice from Atl. via Ind. & L.A. Rams)
- 1. Choice to L.A. Rams from San Diego
- 1. Choice to Dallas
- 1b. William Floyd, RB, Florida State (28)
(Choice from Dallas)
- 2a. Kevin Mitchell, LB, Syracuse (53)
(Choice from Green Bay)
- 2. Choice to L.A. Rams
- 2b. Tyrone Drakeford, DB, Virginia Tech (62)
(Choice from Dallas)
- 3. Compensatory Choice to Green Bay
- 3a. Doug Brien, K, California (85)
(Compensatory Choice)
- 3b. Cory Fleming, WR, Tennessee (87)
(Choice from Denver)
- 3. Choice to Kansas City
- 3. Choice to Denver from Dallas
- 3. Compensatory Choice to L.A. Rams from Phi.
- 4. Choice to L.A. Raiders
- 5. Choice to Green Bay from Denver
- 5. Anthony Peterson, LB, Notre Dame (153)
- 6. Choice to Green Bay from San Diego
- 6. Lee Woodall, LB, West Chester (182)
- 6. Compensatory choice to Green Bay from Philadelphia
- 7. Choice to Dallas

1995
(April 22–23, 1995)
(Drafted 23rd)

- 1. J.J. Stokes, WR, UCLA (10)
(Choice from Atlanta via Cleveland)
- 1. Choice to Cleveland
- 2. Choice to L.A. Rams
- 3. Choice to Cleveland
- 4. Choice to Cleveland from Kansas City
- 4. Tim Hanshaw, TE, Brigham Young (127)
- 5. Choice to Detroit
- 6. Antonio Armstrong, LB, Texas A&M (201)
- 7. Herb Coleman, DE, Trinity (TX) (238)

1996
(April 20–21, 1996)
(Drafted 23rd)

- 1. Choice to Baltimore
- 2. Israel Ifeanyi, DE, Southern California (46)
(Choice from Oakland)
- 2. Choice to Oakland
- 3. Terrell Owens, WR, Tennessee–Chattanooga (89)
- 4. Choice to Oakland
- 4. Daryl Price, DE, Colorado (128)
(Compensatory Choice)
- 5. Iheanyi Uwaezueke, WR, California (160)
- 6. Stephen Pitts, RB, Penn State (198)
- 7a. Sean Manuel, LB, New Mexico State (239)
- 7b. Sam Manuel, LB, New Mexico State (254)
(Compensatory Choice)

1997
(April 19–20, 1997)
(Drafted Alternately 26–27)

- 1. Jim Druckenmiller, QB, Virginia Tech (26)
- 2. Marc Edwards, FB, Notre Dame (55)
(Choice from Philadelphia)
- 2. Choice to Philadelphia
- 3. Greg Clark, TE, Stanford (77)
(Choice from Indianapolis)
- 3. Choice to Indianapolis
- 4. Choice to Miami
- 5. Choice to Indianapolis
- 6. Choice to Philadelphia
- 7. Choice to Philadelphia

1998
(April 18–19, 1998)
(Drafted Alternately 28–29)

- 1. R.W. McQuarters, CB, Oklahoma State (28)
- 2. Jeremy Newberry, C, California (58)
- 3. Chris Ruhman, T, Texas A&M (89)
- 4. Lance Schulters, DB, Hofstra (119)
- 5. Phil Ostrowski, G, Penn State (151)
- 6. Fred Beasley, RB, Auburn (180)
- 7. Choice to Chicago
- 7. Ryan Thelwell, WR, Minnesota (215)
(Choice from Pittsburgh via Atlanta)

1999
(April 17–18, 1999)
(Drafted 27th)

- 1. Reggie McGrew, DT, Florida (24)
(Choice from Miami)
- 1. Choice to Miami
- 2. Choice to Denver
- 3. Chike Okeafor, DE, Purdue (89)
- 4. Choice to Indianapolis
- 4a. Anthony Parker, DB, Weber State (99)
(Choice from Indianapolis)
- 4b. Pierson Prioleau, DB, Virginia Tech (110)
- 4. Choice to Cleveland
- 5. Choice to Miami
- 5a. Terry Jackson, RB, Florida (157)
(Choice from Miami)
- 5b. Tyrone Hopson, G, Eastern Kentucky (161)
- 6. Tai Streets, WR, Michigan (171)
- 6. Choice to Atlanta
- 7. Kory Minor, LB, Notre Dame (234)

2000
(April 15–16, 2000)
(Drafted Alternately 3–4)

- 1. Choice to Washington
- 1. Choice to NYJ from Car. via Was.
- 1a. Julian Peterson, LB, Michigan State (16)
(Choice from NE via NYJ)
- 1b. Ahmed Plummer, CB, Ohio State (24)
(Choice from Washington)
- 2a. John Engelberger, DE, Virginia Tech (35)
- 2b. Jason Webster, CB, Texas A&M (48)
(Choice from New York Jets)
- 3a. Giovanni Carmazzi, QB, Hofstra (65)
- 3b. Jeff Ulbrich, LB, Hawaii (86)
(Choice from Seattle)
- 4. Choice to Green Bay
- 4. John Keith, S, Furman (108)
(Choice from New York Jets via Green Bay)
- 4. Choice to Seattle from Washington
- 5a. Paul Smith, RB, Texas–El Paso (132)
- 5b. John Miley, DE, Lenoir–Rhyne (150)
(Choice from Baltimore via Detroit, St. Louis & Chicago)
- 5. Choice to Denver from Washington via Seattle
- 6. Choice to Chicago



7. Choice to Cleveland via Chicago
 7a. Tim Rattay, QB, Louisiana Tech (212)
 (Choice from New England via Philadelphia)
 7b. Brian Jennings, TE, Arizona State (230)
 (Choice from Miami)

2001
(April 21–22, 2001)
(Drafted Alternately 9–10)

1. Andre Carter, DE, California (7)
 (Choice from Dallas via Seattle)
 1. Choice to Seattle
 2. Choice to Green Bay
 2. Jamie Winborn, LB, Vanderbilt (47)
 (Choice from Green Bay)
 3. Choice to Green Bay
 3. Kevan Barlow, RB, Pittsburgh (80)
 (Choice from Green Bay)
 3. Choice to Sea. from NO via GB
 4. Choice to Green Bay
 5. Choice Forfeited
 6a. Cedrick Wilson, WR, Tennessee (169)
 (Choice from Chicago)
 6. Choice to Detroit via New England
 6b. Rashad Holman, CB, Louisville (179)
 (Choice from Green Bay)
 6c. Menson Holloway, DE, Texas–El Paso (191)
 (Choice from Oakland via Seattle)
 7a. Alex Lincoln, LB, Auburn (209)
 7. Choice to Sea. from STL via GB
 7b. Eric Johnson, TE, Yale (224)
 (Choice from Miami via Washington)

2002
(April 20–21, 2002)
(Drafted 27th)

1. Mike Rumph, CB, Miami (FL) (27)
 2. Choice to Buffalo
 3. Saleem Rasheed, LB, Alabama (69)
 (Choice from Buffalo)
 3. Choice Forfeited
 4a. Jeff Chandler, K, Florida (102)
 (Choice from Buffalo)
 4b. Kevin Curtis, S, Texas Tech (127)
 5a. Brandon Doman, QB, Brigham Young (163)
 5b. Josh Shaw, DT, Michigan State (172)
 (Compensatory Choice)
 6. Mark Anelli, TE, Wisconsin (201)
 7a. Eric Heitmann, G, Stanford (239)
 7b. Kyle Kosier, G, Arizona State (249)
 (Compensatory Choice)
 7c. Teddy Gaines, DB, Tennessee (256)
 (Compensatory Choice)

2003
(April 26–27, 2003)
(Drafted 26th)

1. Kwame Harris, T, Stanford (26)
 2. Anthony Adams, DT, Penn State (57)
 3. Andrew Williams, DE, Miami (FL) (89)
 4. Brandon Lloyd, WR, Illinois (124)
 5. Aaron Walker, TE, Florida (161)
 6. Arnaz Battle, WR, Notre Dame (197)
 7. Ken Dorsey, QB, Miami (FL) (241)

2004
(April 24–25, 2004)
(Drafted Alternately 16–15–14)

1. Choice to Philadelphia
 1. Choice to Carolina from Philadelphia
 1. Rashaun Woods, WR, Oklahoma State (31)
 (Choice from Carolina)
 2a. Justin Smiley, G, Alabama (46)
 2b. Shawntae Spencer, CB, Pittsburgh (58)
 (Choice from Philadelphia)

3. Derrick Hamilton, WR, Clemson (77)
 4a. Isaac Sopoaga, DT, Hawaii (104)
 (Choice from Was. and NE via Chi.)
 4. Choice to Chicago
 4b. Richard Seigler, LB, Oregon State (127)
 (Choice from Carolina)
 5. Choice to Chicago
 6. Choice to Green Bay
 6a. Andy Lee, P, Pittsburgh (188)
 (Choice from Dallas via Green Bay)
 6b. Keith Lewis, S, Oregon (198)
 (Compensatory Choice)
 7a. Cody Pickett, QB, Washington (217)
 7b. Christian Ferrara, DT, Syracuse (226)
 (Choice from Green Bay)

2005
(April 23–24, 2005)
(Drafted 1st)

1. Alex Smith, QB, Utah (1)
 2. David Baas, G/C, Michigan (33)
 3a. Frank Gore, RB, Miami (FL) (65)
 3b. Adam Snyder, G, Oregon (94)
 (Choice from Philadelphia)
 4. Choice to Philadelphia (102)
 5a. Ronald Fields, DT, Mississippi State (137)
 5b. Rasheed Marshall, WR, West Virginia (174)
 6. Choice to Oak. through Phil., GB and NE
 6. Derrick Johnson, DB, Washington (205)
 (Choice from Philadelphia)
 7a. Daven Holly, DB, Cincinnati (215)
 7b. Marcus Maxwell, WR, Oregon (223)
 (Choice from Detroit)
 7c. Patrick Estes, TE, Virginia (248)
 7d. Billy Bajema, TE, Oklahoma State (249)

2006
(April 29–30, 2006)
(Drafted 6th)

- 1a. Vernon Davis, TE, Maryland (6)
 1b. Manny Lawson, LB, North Carolina State (22)
 (Choice from Washington through Denver)
 2. Choice to Atlanta via G.B. and Denver
 3. Brandon Williams, WR, Wisconsin (84)
 (Choice from Washington)
 4. Michael Robinson, RB, Penn State (100)
 5. Parys Haralson, LB, Tennessee (140)
 6a. Delanie Walker, TE, Central Missouri State (175)
 6b. Marcus Hudson, S, North Carolina State (192)
 (Choice from Tampa Bay)
 6c. Melvin Oliver, DE, Louisiana State (197)
 (Choice from Jacksonville)
 7. Vickiel Vaughn, S, Arkansas (254)

2007
(April 28–29, 2007)
(Drafted 11th)

- 1a. Patrick Willis, LB, Mississippi (11)
1b. Joe Staley, T, Central Michigan (28)
 (Choice from New England)
 2. Choice to Indianapolis (42)
 3a. Jason Hill, WR, Washington State (76)
 3b. Ray McDonald, DE, Florida (97)
 (Compensatory Choice)
 4a. Jay Moore, LB, Nebraska (104)
 (Choice from Washington)
 4. Choice to New England (110)
 4. Choice to Seattle (124)
 4b. Dashon Goldson, S, Washington (126)
 (Choice from NE through Ind.)
 4c. Joe Cohen, DT, Florida (135)
 (Compensatory Choice)
 5. Tarell Brown, CB, Texas (147)
 6. Thomas Clayton, RB, Kansas State (186)
 7. Choice to Cleveland (213)

2008
(April 26–27, 2008)
(Drafted 29th)

1. Choice to New Orleans via New England (10)
 1. Kentwan Balmer, DT, North Carolina (29)
 (Choice from Indianapolis)
 2. Chilo Rachal, G, Southern California (39)
 3. Choice to Chicago
 3. Reggie Smith, CB, Oklahoma (75)
 (Choice from Chicago)
 4. Cody Wallace, C, Texas A&M (107)
 5. Choice Forfeited (142)
 6. Joshua Morgan, WR, Virginia Tech (174)
 7. Larry Grant, LB, Ohio State (214)

2009
(April 25–26, 2009)
(Drafted 10th)

1. Michael Crabtree, WR, Texas Tech (10)
 2. Choice to Carolina (43)
 3. Glen Coffee, RB, Alabama (74)
 4. Choice to Carolina (111)
 5a. Scott McKillop, LB, Pittsburgh (146)
 5b. Nate Davis, QB, Ball State (171)
 6. Bear Pascoe, TE, Fresno State (184)
 7a. Curtis Taylor, S, Louisiana State (219)
 7b. Ricky Jean Francois, DE, Louisiana State (244)

2010
(April 22–24, 2010)
(Drafted 13th)

- 1a. Anthony Davis, T, Rutgers (11)
 (Choice from Denver)
 1. Choice to Denver (13)
 1b. Mike Iupati, G, Idaho (17)
 (Choice from Carolina)
 2. Taylor Mays, S, Southern California (49)
 3. Choice to San Diego (73)
 3. NaVorro Bowman, LB, Penn State (91)
 (Choice from San Diego)
 4. Choice to Denver (113)
 5. Choice to Miami (145)
 6a. Anthony Dixon, RB, Mississippi State (173)
 (Choice from San Diego)
 6b. Nate Byham, TE, Pittsburgh (182)
 6c. Kyle Williams, WR, Arizona State (206)
 (Compensatory Choice)
 7. Phillip Adams, CB, South Carolina State (224)

2011
(April 28–30, 2011)
(Drafted 7th)

1. Aldon Smith, LB, Missouri (7)
 2. Colin Kaepernick, QB, Nevada (36)
 (Choice from Denver)
 2. Choice to Denver (45)
 3. Choice to Jacksonville (76)
 3. Chris Culliver, CB, South Carolina (80)
 (Choice from Jacksonville)
 4. Choice to Denver (108)
 4. Kendall Hunter, RB, Oklahoma State (115)
 (Choice from San Diego)
 5. Choice to Denver (141)
 5. Daniel Kilgore, G, Appalachian State (163)
 (Choice from Green Bay)
 6. Choice to Green Bay (174)
 6a. Ronald Johnson, WR, Southern California (182)
 (Choice from Jacksonville)
 6b. Colin Jones, S, Texas Christian (190)
 (Choice from Seattle)
 7a. Bruce Miller, FB, Central Florida (211)
 7. Choice to Green Bay through Detroit (231)
7b. Mike Person, G, Montana State (239)
 (Compensatory Choice)
 7c. Curtis Holcomb, CB, Florida A&M (250)
 (Compensatory Choice)



2012
(April 26–28, 2012)
(Drafted 30th)

1. A.J. Jenkins, WR, Illinois (30)
2. LaMichael James, RB, Oregon (61)
3. Choice to Indianapolis (92)
4. Choice to Miami (97)
4. Choice to Carolina (Choice from Miami) (103)
4. Joe Looney, G, Wake Forest (117)
4. Choice to Detroit (Choice from Detroit) (125)
5. Darius Fleming, LB, Notre Dame (165)
- 6a. Trenton Robinson, S, Michigan State (180)
6. Choice to Detroit (Choice from Carolina) (196)
- 6b. Jason Slowey, OL, Western Oregon (199)
7. Cam Johnson, LB, Virginia (237)

2013
(April 25–27, 2013)
(Drafted 31st)

1. Eric Reid, S, Louisiana State (18)
1. Choice to Dallas (Choice from Dallas) (31)
2. Choice to Tennessee (Choice from Tennessee) (34)
- 2a. Cornelius “Tank” Carradine, DT, Florida State (40)
- 2b. Vance McDonald, TE, Rice (55)
2. Choice to Green Bay (Choice from Green Bay) (61)
3. Choice to Dallas (Choice from Carolina) (74)
3. Corey Lemonier, LB, Auburn (88)
3. Choice to Green Bay (Choice from Green Bay) (93)
- 4a. Quinton Patton, WR, Louisiana Tech (128)
- 4b. Marcus Lattimore, RB, South Carolina (131)
5. Quinton Dial, DT, Alabama (157)
6. Choice to Green Bay (Choice from Indianapolis) (173)
6. Nick Moody, LB, Florida State (180)
6. Choice to Green Bay (Choice from Miami) (216)
- 7a. B.J. Daniels, QB, South Florida (237)
- 7b. Carter Bykowski, T, Iowa State (246)
- 7c. Marcus Cooper, CB, Rutgers (252)

2014
(May 8–10, 2014)
(Drafted 30th)

1. **Jimmie Ward, DB, Northern Illinois** (30)
2. Choice to Denver (Choice from Kansas City) (56)
2. Carlos Hyde, RB, Ohio State (57)
2. Choice to Jacksonville (Choice from Miami) (61)
2. Choice to Miami (Choice from Denver) (63)
- 3a. Marcus Martin, C, Southern California (70)
- 3b. Chris Borland, LB, Wisconsin (77)
3. Choice to Cleveland (Choice from Tennessee) (94)
- 3c. Brandon Thomas, G, Clemson (100)
- 4a. Bruce Ellington, WR, South Carolina (106)
- 4b. **Dontae Johnson, CB, North Carolina State** (129)
- 5a. Aaron Lynch, LB, South Florida (150)
- 5b. Keith Reaser, CB, Florida Atlantic (170)
5. Choice to Miami (Choice from Jacksonville) (171)
6. Kenneth Acker, CB, Southern Methodist (180)
7. Choice to Denver (Choice from Cleveland) (242)
- 7a. Kaleb Ramsey, DE, Boston College (243)
- 7b. Trey Millard, FB, Oklahoma (245)

2015
(April 30–May 2, 2015)
(Drafted 15th)

1. Choice to San Diego (15)
1. **Arik Armstead, DL, Oregon** (17)
2. **Jaquiski Tartt, S, Samford** (46)
3. Eli Harold, LB, Virginia (79)
- 4a. Blake Bell, TE, Oklahoma (117)
- 4b. Mike Davis, RB, South Carolina (126)
- 4c. DeAndre Smelter, WR, Georgia Tech (132)
5. Choice to Indianapolis (Compensatory Choice) (151)
5. Bradley Pinion, P, Clemson (165)
6. Ian Silberman, OL, Boston College (190)
- 7a. Trent Brown, OL, Florida (244)
7. Choice to Dallas (Choice from Indianapolis via Dallas) (246)
- 7b. Busta Anderson, TE, South Carolina (254)

2016
(April 28–30, 2016)
(Drafted 7th)

- 1a. **DeForest Buckner, DL, Oregon** (7)
- 1b. Joshua Garnett, G, Stanford (28)
2. Choice to Kansas City (Choice from Kansas City) (37)
3. Will Redmond, CB, Mississippi State (68)
4. Choice to Kansas City (105)
4. Rashard Robinson, CB, Louisiana State (133)
- 5a. **Ronald Blair III, DL, Appalachian State** (142)
- 5b. John Theus, OL, Georgia (145)
- 5c. Fahn Cooper, OL, Mississippi (174)
6. Choice to Kansas City (Compensatory Choice) (178)
- 6a. Jeff Driskel, QB, Louisiana Tech (207)
- 6b. Kelvin Taylor, RB, Florida (211)
- 6c. Aaron Burbridge, WR, Michigan State (213)
7. Prince Charles Iworah, CB, Western Kentucky (249)

2017
(April 27–29, 2017)
(Drafted 2nd)

1. Choice to Chicago (2)
- 1a. **Solomon Thomas, DL, Stanford** (3)
- 1b. Reuben Foster, LB, Alabama (31)
2. Choice to Seattle (Choice from Seattle) (34)
- 3a. **Ahkello Witherspoon, CB, Colorado** (66)
- 3b. **C.J. Beathard, QB, Iowa** (104)
4. Choice to Minnesota (Choice from Minnesota) (109)
4. Choice to Seattle (Choice from Chicago) (111)
4. Joe Williams, RB, Utah (121)
4. Choice to Indianapolis (Choice from Indianapolis) (143)
- 5a. **George Kittle, TE, Iowa** (146)
- 5b. **Trent Taylor, WR, Louisiana Tech** (177)
- 6a. **D.J. Jones, DL, Mississippi** (198)
- 6b. Pita Taumoepeenu, DL, Utah (202)
7. Choice to Minnesota (Choice from Denver) (219)
7. Adrian Colbert, DB, Miami (229)



2018
(April 26–28, 2018)
(Drafted 9th)

1. **Mike McGlinchey, T, Notre Dame** (9)
2. Choice to New England (43)
2. **Dante Pettis, WR, Washington** (44)
(Choice from Washington)
2. Choice to Washington (59)
(Choice from New Orleans)
- 3a. **Fred Warner, LB, Brigham Young** (70)
(Choice from Chicago)
3. Choice to Washington (74)
- 3b. **Tarvarius Moore, CB, Southern Mississippi** (95)
(Choice from New England)
4. Choice to Denver (109)
4. **Kentavious Street, DL, North Carolina State** (128)
(Choice from Pittsburgh)
5. **D.J. Reed Jr., DB, Kansas State** (142)
(Choice from Denver via Washington)
5. Choice to New England (143)
(Choice from New York Jets)
5. Choice to Pittsburgh (148)
6. **Marcell Harris, S, Florida** (184)
- 7a. **Jullian Taylor, DT, Temple** (223)
(Choice from Tampa Bay via Miami)
7. Choice to Miami (227)
- 7b. **Richie James Jr., WR, Middle Tennessee State** (240)
(Choice from Kansas City)

2019
(April 25–27, 2019)
(Drafted 2nd)

1. **Nick Bosa, DL, Ohio State** (2)
2. **Deebo Samuel, WR, South Carolina** (36)
3. **Jalen Hurd, WR, Baylor** (67)
4. Choice to Cincinnati (104)
4. **Mitch Wishnowsky, P, Utah** (110)
(Choice from Cincinnati)
5. Choice to Detroit (142)
5. **Dre Greenlaw, LB, Arkansas** (148)
(Choice from Denver)
- 6a. Kaden Smith, TE, Stanford (176)
- 6b. **Justin Skule, OL, Vanderbilt** (183)
(Choice from Cincinnati)
- 6c. **Tim Harris Jr., CB, Virginia** (198)
(Choice from Cincinnati)
6. Choice to Denver (212)
(Compensatory Choice)
7. Choice to Kansas City (216)
7. Choice to Cleveland (243)
(Choice from Kansas City)