



**SAN FRANCISCO 49ERS**  
**2015 MEDIA GUIDE**



## 2015 SAN FRANCISCO 49ERS SCHEDULE & RESULTS

### PRESEASON (2-2)

Date	Opponent	Local Time	Results	Network
Saturday, August 15	@ Houston	7:00 p.m.	L, 10-23	KPIX 5
<b>Sunday, August 23</b>	<b>Dallas</b>	<b>5:00 p.m.</b>	<b>W, 23-6</b>	<b>KPIX 5</b>
Saturday, August 29	@ Denver	7:00 p.m.	L, 12-19	KPIX 5
<b>Thursday, September 3</b>	<b>San Diego</b>	<b>7:00 p.m.</b>	<b>W, 14-12</b>	<b>KPIX 5</b>

### REGULAR SEASON (4-11)

Date	Opponent	Local Time	Results	Network
<b>Monday, September 14</b>	<b>Minnesota</b>	<b>7:20 p.m.</b>	<b>W, 20-3</b>	<b>ESPN</b>
Sunday, September 20	@ Pittsburgh	1:00 p.m.	L, 18-43	FOX
Sunday, September 27	@ Arizona	1:05 p.m.	L, 7-47	FOX
<b>Sunday, October 4</b>	<b>Green Bay</b>	<b>1:25 p.m.</b>	<b>L, 3-17</b>	<b>FOX</b>
*Sunday, October 11	@ New York Giants	8:30 p.m.	L, 27-30	NBC
<b>*Sunday, October 18</b>	<b>Baltimore</b>	<b>1:25 p.m.</b>	<b>W, 25-20</b>	<b>CBS</b>
<b>Thursday, October 22</b>	<b>Seattle</b>	<b>5:25 p.m.</b>	<b>L, 3-20</b>	<b>CBS/NFL Network</b>
*Sunday, November 1	@ St. Louis	12:00 p.m.	L, 6-27	FOX
<b>*Sunday, November 8</b>	<b>Atlanta</b>	<b>1:05 p.m.</b>	<b>W, 17-16</b>	<b>FOX</b>
Sunday, November 15	BYE			
*Sunday, November 22	@ Seattle	1:25 p.m.	L, 13-29	FOX
<b>*Sunday, November 29</b>	<b>Arizona</b>	<b>1:05 p.m.</b>	<b>L, 13-19</b>	<b>FOX</b>
*Sunday, December 6	@ Chicago	12:00 p.m.	W, 26-20 (OT)	FOX
*Sunday, December 13	@ Cleveland	1:00 p.m.	L, 10-24	FOX
<b>*Sunday, December 20</b>	<b>Cincinnati</b>	<b>5:30 p.m.</b>	<b>L, 14-24</b>	<b>NBC</b>
*Sunday, December 27	@ Detroit	1:00 p.m.	L, 17-32	FOX
<b>*Sunday, January 3</b>	<b>St. Louis</b>	<b>1:25 p.m.</b>		<b>FOX</b>

A select number of games will be "cross-flexed," moving between CBS and FOX to bring potentially under-distributed games to wider audiences. Some of those contests were announced today, while the remainder of "cross-flexed" games will be decided during the season.

\*\*"Flexible scheduling" will be used in Weeks 11-17. Additionally, in Weeks 5-10, flexible scheduling may be used in no more than two weeks. In Weeks 5-16, the schedule lists the games tentatively set for Sunday Night Football on NBC. Only Sunday afternoon games are eligible to be moved to Sunday night, in which case the tentatively scheduled Sunday night game would be moved to an afternoon start time. Flexible scheduling will not be applied to games airing on Thursday, Saturday or Monday nights. A flexible scheduling move would be announced at least 12 days before the game. For Week 17, the Sunday night game will be announced no later than six days prior to January 3. The schedule does not list a Sunday night game in Week 17, but an afternoon game with playoff implications will be moved to that time slot. Flexible scheduling ensures quality matchups in all Sunday time slots in those weeks and gives "surprise" teams a chance to play their way into primetime.

## 49ERS MEDIA GUIDE CREDITS

<b>Editors:</b>	Bob Lange, Dan Beckler, Mike Chasanoff, Peter Volmut
<b>Editorial Assistants:</b>	Roger Hacker, Sam Drexler, Tessa Giammona, Emily Lucas
<b>Photography:</b>	Terrell Lloyd, Michael Zagaris, Kym Fortino, Associated Press
<b>Historical Photography:</b>	Bill Fox, Jeff Bayer, Frank Rippon, Dennis Desprois, Dave Beronico

Presented by



## TABLE OF CONTENTS

### ORGANIZATION

2015 Schedule & Results  
Table of Contents  
Club Directory  
Denise DeBartolo York & John York - Co-Chairmen  
Jed York - Chief Executive Officer  
Trent Baalke - General Manager  
Paraag Marathe - President  
Al Guido - Chief Operating Officer  
Executives & Vice Presidents

### LEVI'S® STADIUM

Levi's® Stadium Media Guide

### COACHES & FOOTBALL STAFF

Jim Tomsula - Head Coach  
All-Time 49ers Head Coaching Records  
Coaching Staff  
Pronunciation Guide  
All-Time 49ers Coaches  
Football Executives  
Player Personnel  
Player Engagement  
Alumni Relations  
Athletic Trainers  
Equipment Managers  
Video Operations  
Groundskeepers  
Logistics  
Communications

### PLAYERS

Alphabetical Roster  
Player Bios

### 2014 SEASON REVIEW

2014 Regular Season Statistics  
2014 Player Participation  
2014 Game-by-Game Starters/Inactives  
2014-15 Transactions  
2014 Game-by-Game Team Statistics  
2014 Game Summaries

### RECORDS

Individual Records  
Opponent Individual Records  
Team Records

### POSTSEASON

Postseason History  
Individual Postseason Records  
Team Postseason Records  
Postseason Game Summaries

### ALL-TIME RESULTS

49ers Composite Results  
1946-49 Schedule & Results  
Year-by-Year Results & Statistics  
Record vs. Opponents  
Primetime Games  
Monday Night Football Records  
Offensive and Defensive Rankings  
Overtime Games  
Preseason Results  
Home/Away Records  
NFC West Standings

### HISTORY

Anthony J. Morabito - 49ers Founder  
49ers Team Awards  
NFL Award Winners  
All-Time Player of the Month  
All-Time Player of Week  
Edward J. DeBartolo Sr. 49ers Hall of Fame  
49ers Pro Football Hall of Famers  
Retired Jerseys  
Pro Bowlers  
All-Pros  
49ers Trade History  
All-Time Roster  
All-Time Practice Squad Roster  
All-Time Undrafted Rookie Free Agents To Make The Roster  
49ers Starters  
Historical Highlights  
49ers All-Time Presidents & Personnel Directors

### DRAFT HISTORY

49ers AAFC Draft (1946-49)  
49ers All-Time NFL Draft

### TRAINING FACILITY AND BUSINESS OFFICE

SAP PERFORMANCE FACILITY  
4949 MARIE P. DEBARTOLO WAY  
SANTA CLARA, CA 95054  
PHONE: (408) 562-4949

### VISA BOX OFFICE

LEVI'S® STADIUM  
4900 MARIE P. DEBARTOLO WAY  
SANTA CLARA, CA 95054  
PHONE: (408) 579-4449

### 49ERS OFFICIAL WEBSITE

[www.49ers.com](http://www.49ers.com)

### 49ERS ON INSTAGRAM

@49ers

### 49ERS ON TWITTER

@49ers  
@49ersPR

### 49ERS ON FACEBOOK

[www.facebook.com/SANFRANCISCO49ERS](http://www.facebook.com/SANFRANCISCO49ERS)

### 49ERS ON VINE

@49ers

### 49ERS ON SNAPCHAT

officialSF49ers

### LEVI'S® STADIUM WEBSITE

[www.levisstadium.com](http://www.levisstadium.com)

### LEVI'S® STADIUM ON TWITTER

@LevisStadium

### LEVI'S® STADIUM ON INSTAGRAM

@LevisStadium

### LEVI'S® STADIUM ON FACEBOOK

[www.facebook.com/levisstadium](http://www.facebook.com/levisstadium)

### STADIUM OPERATIONS

LEVI'S® STADIUM  
4900 MARIE P. DEBARTOLO WAY  
SANTA CLARA, CA 95054  
PHONE: (408) 673-2100

### COLORS

49ERS RED (PANTONE 187C)  
49ERS GOLD (PANTONE 872C METALLIC)

### FOUNDED

1946. JOINED NFL IN 1950

Please visit the 49ers media site to find the digital version of the media guide, as well as updated statistics, rosters, transcriptions, audio files and much more at <http://media.49ers.com>.

# SAN FRANCISCO 49ERS DIRECTORY

## OWNERSHIP

Denise DeBartolo York ..... Co-Chairman  
John York ..... Co-Chairman  
Jed York ..... Chief Executive Officer  
John M. Sobrato ..... Co-Owner  
Mark Wan ..... Co-Owner  
Gideon Yu ..... Co-Owner

## EXECUTIVE MANAGEMENT

Trent Baalke ..... General Manager  
Paraag Marathe ..... President  
Al Guido ..... Chief Operating Officer  
Cipora Herman ..... Chief Financial Officer  
Ethan Casson ..... Chief Revenue Officer  
Patty Inglis ..... Executive Vice President

## COACHING STAFF

Jim Tomsula ..... Head Coach  
Geep Chryst ..... Offensive Coordinator  
Eric Mangini ..... Defensive Coordinator  
Thomas McGaughey Jr. .... Special Teams Coordinator  
Scott Brown ..... Defensive Line  
Ronald Curry ..... Wide Receivers  
Ejiro Evero ..... Defensive Assistant  
Chris Foerster ..... Offensive Line  
Aubrayo Franklin ..... Defensive Assistant  
Adam Henry ..... Wide Receivers  
Richard Hightower ..... Assistant Special Teams  
Tim Lewis ..... Secondary  
Steve Logan ..... Quarterbacks  
Mick Lombardi ..... Defensive Assistant  
T.C. McCartney ..... Offensive Assistant  
Clancy Pendergast ..... Linebackers  
Tom Rathman ..... Running Backs  
Joe Scola ..... Offensive Assistant  
Tony Sparano ..... Tight Ends  
Jason Tarver ..... Senior Defensive Assistant/Linebackers  
Eric Wolford ..... Assistant Offensive Line  
Mark Uyeyama ..... Director of Human Performance  
Kurt Schmidt ..... Strength, Conditioning & Nutrition Assistant  
Brian Johnson ..... Strength & Conditioning Assistant  
David Young ..... Strength & Conditioning Assistant  
Bill Naves ..... Special Assistant to the Head Coach  
Vilma Meek ..... Exec. Admin. Assistant to the Head Coach

## PLAYER PERSONNEL & SCOUTING

Tom Gamble ..... Senior Personnel Executive  
Mike Williams ..... Director of Pro Personnel  
Matt Malaspina ..... Director of College Scouting  
Quentus Cumby ..... Assistant Director of Pro Personnel  
Ethan Waugh ..... Senior Player Personnel Coordinator  
Justin Chabot ..... National Scout  
Tariq Ahmad ..... Regional Scout  
Reggie Cobb ..... Regional Scout  
Chip Flanagan ..... Regional Scout  
Darrell Moody ..... Regional Scout  
Bob Morris ..... Regional Scout  
Steve Rubio ..... Regional Scout  
Josh Williams ..... Pro Personnel Scout  
Kyle O'Dell ..... NFS Scout  
A.J. Highsmith ..... Scouting Assistant  
RJ Gillen ..... Scouting Assistant  
Jacob Nierob ..... Scouting Assistant

## FOOTBALL OPERATIONS

Brian Hampton ..... Director of Football Admin. & Analytics  
Mike Libby ..... Manager of Football Administration  
Steve Wagner ..... Manager of Football Systems  
Kwesi Adofo-Mensah ..... Football R&D Analyst  
Richard Buffum ..... Contract Administrator

## ADMINISTRATION

Angela Banister ..... Executive Administrative Assistant  
Jackie Brans ..... Executive Administrative Assistant  
Brittney Scott ..... Executive Administrative Assistant  
Jessica Wallace ..... Executive Administrative Assistant  
Carri Wills ..... Executive Administrative Assistant  
Kimberly Oliver ..... Legal/Executive Assistant  
Yolanda Ortega ..... Project Administrative Assistant

## ATHLETIC TRAINING & MEDICAL

Jeff Ferguson ..... Vice President of Football Operations  
Manny Rivera ..... Assistant Head Athletic Trainer  
Laura Schnettgoecke ..... Assistant Athletic Trainer  
Ryan Donahue ..... Rehabilitation Coordinator  
Tim McAdams, M.D. .... Team Physician  
William Maloney, M.D. .... Orthopaedic Surgeon  
Gary Fanton, M.D. .... Orthopaedic Surgeon  
Chris Beaulieu, M.D. .... Radiologist  
Joe Leahy, D.C. .... Chiropractor  
Robert Bonahoom, DDS ..... Dentist  
Scott Hyver ..... Team Ophthalmologist

## EQUIPMENT

Steve Urbaniak ..... Equipment Manager  
Donovan "Doc" Dressler ..... Assistant Equipment Manager  
Jeff Gilbert ..... Assistant Equipment Manager

## VIDEO OPERATIONS

Michael Bracken ..... Video Operations Manager  
Mark Preto ..... Video Operations Assistant  
Bryan Ziebelman ..... Video Operations Assistant

## LOGISTICS

Steve Risser ..... Team Logistics Manager  
Michael Slap ..... Team Logistics Coordinator

## ALUMNI RELATIONS

Keena Turner ..... Vice President of Football Affairs  
Guy McIntyre ..... Director of Alumni Relations  
Crystal Hart ..... Football Affairs Assistant  
Steve Bono ..... Alumni Coordinator  
Jesse Sapolu ..... Alumni Coordinator  
Eric Wright ..... Alumni Coordinator

## CHAPLAIN

Earl Smith ..... Team Chaplain

## PLAYER ENGAGEMENT

James Hall ..... Director of Player Engagement

## COMMUNICATIONS

Bob Lange ..... Vice President of Communications  
Dan Beckler ..... Senior Manager of Football Communications  
Roger Hacker ..... Senior Manager of Corp. Communications  
Mike Chasanoff ..... Manager of Football Communications  
Emily Lucas ..... Coordinator of Corporate Communications  
Peter Volmut ..... Football Communications Assistant

## BROADCAST PARTNERSHIPS

Bob Sargent ..... Director of Broadcast Partnerships

## ACCOUNTING & FINANCE

Scott Sabatino ..... Vice President of Finance  
Esther Chi ..... Director of Accounting  
Jeff Fong ..... Senior Manager, Financial Planning & Analysis  
Don Hutchinson ..... Senior Manager of Financial Reporting  
Joan Pires ..... Senior Manager of Payroll  
Jen Grzenia ..... Accounting Manager  
Michael Pomares ..... Accounting Manager  
Tyler Redlitz ..... Manager of Financial Planning & Analysis  
Hasan Khanzada ..... Senior Financial Analyst  
Chris Steele ..... Senior Staff Accountant  
Kyle Johnson ..... Financial Reporting Accountant  
Ben Lui ..... Staff Accountant  
Rosemary Salas ..... Payroll Specialist

Gavin Wong ..... Payroll Specialist  
Anna Griffin ..... Accounts Payable Accountant  
Heidi Steinebrunner ..... Accounting Assistant  
Daniel Noreika ..... Accounting Assistant

## BUSINESS DEVELOPMENT

Moon Javaid ..... Senior Manager, Business Operations  
Steve Chan ..... Manager, Data Analytics  
Umesh Johari ..... Manager, Business Operations  
Nick Manzo ..... Business Operations Analyst  
Demar Amacker ..... CRM Data Analyst  
Quirin Grossmann ..... Business Operations Analyst

## SECURITY

Dan Cory ..... Vice President of Security  
Russell Butler ..... Security Director  
Jeff Rodriguez ..... Security Manager  
John Gliischinski ..... Security Manager  
Mike Hughes ..... Security Coordinator  
Alonzo Martin ..... Security Coordinator  
Michael Gonzalez ..... Operations Support Specialist  
Stephen Nemeth ..... Security Officer

## FACILITY SERVICES

Bill Howell ..... Director of Facilities  
Raul Sandoval ..... Maintenance Supervisor  
Sergio Basilio ..... Custodian  
Erik Bernal Lozano ..... Custodian  
Santiago Jimenez ..... Custodian  
Jose Vasquez ..... Custodian  
Eduardo Sandoval ..... Custodian  
Miguel Sandoval ..... Custodian  
Rafael Herrera ..... Maintenance Worker  
Santiago Higareda Banuelos ..... Maintenance Worker

## GROUNDKEEPING

Matthew Greiner ..... Sports Turf Manager/Head Groundskeeper  
Ryan VerNess ..... Manager, Groundskeeper  
Greg Bridges ..... Assistant Groundskeeper

## 49ERS STUDIOS

Robert Alberino Jr. .... VP/Executive Producer  
Aron Kennedy ..... Director of Gameday Productions & Broadcast Operations

Scott Kegley ..... Director of Digital & Social Media  
Wil Blackwell ..... Senior Producer  
Joe Legaz ..... Manager of Gameday Entertainment  
Meghan Ryan ..... Social Media Manager  
Ben Cook ..... Manager, Motion Graphics and IPTV Integration  
Taylor Price ..... Senior Reporter  
Michael Blevins ..... Video Producer  
Trey Dillen ..... Producer  
Nick Burton ..... Producer  
Kimmy Minase ..... Production Coordinator  
Rusty Parker ..... Digital Media Coordinator  
Joe Fann ..... Team Reporter  
Terrell Lloyd ..... Team Photographer  
Kym Fortino ..... Team Photographer  
Michael Zagaris ..... Team Photographer

## MARKETING

Ali Towle ..... Vice President of Marketing  
Ben Mayberry ..... Senior Creative Services Manager  
Krista Olson ..... Senior Marketing Manager  
Nicole Cohen ..... Graphic Designer  
Karen Song ..... Digital Marketing Manager  
Tori Willis ..... Marketing Coordinator  
Darci Malone ..... Event Coordinator



## SAN FRANCISCO 49ERS DIRECTORY

## COMMUNITY RELATIONS

Joanne Pasternack ..... Vice President & Executive Director  
of Community Relations & 49ers Foundation  
Stacy McCorkle ..... Senior Manager, Community Relations  
Brandon Moreno ..... Community Relations Manager  
Maggie Cuneo ..... Senior Coordinator, Community Relations

## YOUTH FOOTBALL

Jared Muela ..... Youth Football Senior Manager  
Tucker Baksa ..... Youth Programs Coordinator

## STADIUM DEVELOPMENT

Jack Hill ..... Project Executive

## TICKET OPERATIONS

Jamie Brandt ..... VP of Ticketing & Member Services  
Brad Dugan ..... Senior Manager, 49ers Ticket Operations  
Trent Bartling ..... Manager, Levi's® Stadium Ticket Ops.  
Prima Patel ..... Manager, SBL & Ticket Finance  
Marcus Wong ..... Ticket Operations Coordinator  
Amelia Huie ..... Ticket Operations Specialist  
Meghan Grenier ..... Ticket Operations Specialist  
Alex Johnson ..... Ticket Operations Specialist  
Ryan Scarlett ..... Ticket Operations Specialist

## LEGAL AFFAIRS

Hannah Gordon ..... VP of Legal & Government Affairs  
Jihad Beauchman ..... Corporate Contracts Counsel  
Jesse Campbell ..... Risk Manager  
Rahul Chandhok ..... Manager of Government Affairs

## HUMAN RESOURCES

Lisa Thompson ..... Head of Human Resources  
Harpreet Basran ..... Human Resources Generalist  
Stephanie Gabriel ..... Human Resources Assistant  
Belem Rios ..... Human Resources Assistant

## TECHNOLOGY

Jim Bartholomew ..... Lead Information Technology Engineer  
Albert Ng ..... Lead Information Technology Engineer  
John Wallwork ..... Information Technology Engineer

## NEW VENTURES

Brano Perkovich .. Executive Vice President of New Ventures  
Sean Kundu ..... Vice President of New Ventures  
Collin Meador ..... Investment Associate

## FORTY NINERS STADIUM MANAGEMENT COMPANY DIRECTORY

## CORPORATE PARTNERSHIPS

Brent Schoeb ..... Vice President of Corporate Partnerships  
Nikki Hawkins ..... Senior Manager, Partnership Services  
Cassandra Trujillo ..... Manager, Partnership Services  
Safia Diab ..... Manager, Partnership Services  
Reza Wiriaatmadja ..... Manager, Partnership Services  
Mika Lewis ..... Manager, Partnership Services  
Tyson Lamp ..... Manager, Partnership Sales  
Kevin Hilton ..... Manager, Partnership Sales  
Craig Martin ..... Manager, Partnership Sales  
Nate Racela ..... Coordinator, Partnership Sales & Services

## BUSINESS DEVELOPMENT

Angele Marshall ..... Senior Manager, Event Marketing

## ADMINISTRATION

Krista Tokugawa ... Levi's® Stadium Sales Office Manager  
Bernadette Pullon-Garcia ..... Executive Admin. Assistant  
Mary Pires ..... Administrative Engineering Coordinator  
Jamie Seiff ..... Executive Administrative Assistant

## STADIUM OPERATIONS &amp; LOGISTICS

Jim Mercurio ..... Vice President, Stadium Operations &  
General Manager  
Larry Minasian ..... Director of Stadium Operations  
Craig Graber ..... Director, Stadium & Event Operations  
Julian Sakti ..... Director, Stadium Operations Logistics  
Dale Moul ..... Senior Manager, Special Event Operations  
Shaun Ram ..... Senior Manager, Stadium Logistics  
Nelson Ferreira ..... Senior Manager, Audio/Visual Services  
Bob Mallamo ..... Locker Room Manager  
Scott Milbourn ..... Manager, Warehouse & Loading Dock  
Alicia Pratt ..... Stadium Operations Project Manager  
Cameron Lacson ..... Manager, Stadium Logistics  
Tony Vroman ..... Stadium Events & Operations Manager  
Greg Shore ..... Stadium & Special Event Coordinator  
Josh Small ..... Audio/Visual Coordinator  
James Summers II ..... Audio/Visual Coordinator  
Chris Salazar ..... Stadium Operations Coordinator  
Dominic Roja ..... Loading Dock Coordinator  
Daniel Carvajal ..... Coordinator, Stadium Logistics  
Vincent Sotto ..... Logistics Coordinator  
Vincent Carstens ..... Stadium & Special Event Coordinator  
Logan Irons ..... Stadium Operations Coordinator  
Doug Purdy ..... Stadium Operations Staff

## ENGINEERING

Pat Rogan ..... Director of Engineering Operations  
Roger Elu ..... Chief Engineer  
Damon Andrews ..... Assistant Chief Engineer  
Omar Garcia ..... Stationary Engineer  
Dan Lee ..... Stationary Engineer  
Doug Lopez ..... Stationary Engineer  
Clinton Meyerhoff ..... Stationary Engineer  
Rick Narayan ..... Stationary Engineer  
Justin Rhodes ..... Stationary Engineer  
Chris Scallan ..... Stationary Engineer  
Scott Sotelo ..... Stationary Engineer  
Eric Gunsberg ..... Utility Stationary Engineer  
Matthew Toman ..... Utility Stationary Engineer  
Chucky Robinette ..... Utility Painter

## GROUNDSKEEPING

Tim Hardman ..... Groundskeeper

## GUEST SERVICES

Keiran Nulty ..... Director of Guest Services  
Eve Alvarenga ..... Stadium Operations Workforce Manager  
Charlie White ..... Guest Services Manager  
Jordan Cox ..... Guest Services Manager  
LaShae Ingram ..... Guest Services Coordinator  
Ryan Osenton ..... Guest Services Coordinator  
Ashley Vind ..... Uniform & Services Coordinator

## MUSEUM

Jesse Lovejoy ..... Museum Director  
Matt Van Dixon ..... Museum Education Manager  
Beth Atlas ..... Museum Specialist  
Lisa Santillan ..... Museum Operations Specialist  
Sofy Navarro ..... Senior Museum Education Specialist  
Josiah Rodriguez ..... Museum Lead Educator  
Matt Hovik ..... Museum Lead Educator  
Monique Smith ..... Museum Lead Educator

## PREMIUM SALES

Nana Yaw ..... Premium Sales Manager  
Jordan Nelson ..... Premium Sales Consultant  
Aiden Mannion ..... Premium Sales Consultant  
Jose Martinez ..... Premium Sales Consultant  
Raymond Tioseco ..... Premium Sales Consultant  
Josh Steele ..... Account Executive, Stadium Sales  
Jeremy Reitman ..... Account Executive, Premium Sales  
Andrew Zamarripa ..... Consultant, Premium Sales  
Alexandra Novak ..... Account Executive, Premium Sales

## PREMIUM SERVICE

Dustin Albertson ..... Senior Manager, Member Services  
Kathy Revelo ..... Manager, Suite Member Services  
Brandon Lohmann ..... Premium Member Services Rep.  
Sarah Cardon ..... Member Services Rep.  
Krista Cullen ..... Member Services Rep.  
Meagan Schreiner ..... Member Services Rep.  
Andrew Fernandez ..... Member Services Rep.  
Hillary Wallach ..... Member Services Rep.  
Judy Quinata ..... Member Services Rep.

## SECURITY

Lou Pezzola ..... Security Director  
George Sams ..... Security Systems Coordinator  
Michael Jacobsen ..... Security Operations Coordinator

## SPECIAL EVENTS SALES &amp; SERVICES

Sara Bodzy ..... Senior Manager, Special Events  
Jarrod Silva ..... Special Events Sales Representative  
Hilary Barlesi ..... Special Events Sales Representative  
Marta Gola ..... Special Events Sales Representative  
Kelly Roberts ..... Sales Coordinator  
Lauren Hall ..... Event Planner  
Catherine Pearson ..... Event Planner  
Samantha Hughes ..... Event Planner  
Cicely Nash ..... Event Planner

## TOURS

Paul Epstein ..... Director of Sales & Business Development  
Matt Crowell ..... Tour Program Manager  
Alexandra Carreon ..... Tour Program Manager  
Louie Garza ..... Manager, Stadium Sales  
Alexis Pinson ..... Coordinator, Stadium Sales  
Katie Heldreth ..... Account Executive, Stadium Sales  
Riley Danford ..... Account Executive, Stadium Sales  
Craig Sargent ..... Account Executive, Stadium Sales  
Harrison Clark ..... Account Executive, Stadium Sales  
Parker Christian ..... Account Executive, Stadium Sales  
Reece Oliver ..... Account Executive, Stadium Sales  
Stephen Crowell ..... Account Executive, Stadium Sales



# DENISE DEBARTOLO YORK & JOHN YORK

## CO-CHAIRMEN

Denise and John York bring long and distinguished careers in sports and business to their roles as Co-Chairmen of the San Francisco 49ers, where they combine their passion for building a championship team with their commitment to being the best possible business partners and community citizens.

### A THIRTY-EIGHT YEAR LEGACY IN BUSINESS AND PRO SPORTS

Since Denise's father, Edward J. DeBartolo Sr., purchased the 49ers in 1977, she has been an integral part of nearly four decades of 49ers football, including 44 playoff contests and five Super Bowl victories. Earlier in her career, Denise served as President of the Pittsburgh Penguins hockey team. Under her leadership, the Penguins were revitalized and transformed into a championship team, winning the Stanley Cup. She is one of only 12 women to have her name engraved on hockey's famed championship trophy.

A successful entrepreneur, John spent years as Senior Vice President/Director of Racing Operations for the DeBartolo Corporation, instituting programs designed to enhance the fan experience and raise the profile of thoroughbred horse racing. John, a noted pathologist, began his business career in 1982 as founder of DeYor Laboratories in Youngstown, Ohio. From three employees, he molded the company into a 500-person operation with facilities in three states before selling the company to Corning, Inc., in 1993.

As owners of the 49ers, Denise and John provide the resources and guidance to uphold the 49ers celebrated history and oversee the team's relationship with the Commissioner of the National Football League and other team owners.



### TAKING A LEADERSHIP ROLE IN THE NFL

Denise and John's dedication to the sport of football extends to the top levels of the NFL.

Denise is an active member of the Pro Football Hall of Fame Committee, where she helps to oversee the League's ongoing support of the museum that pays tribute to the triumphs of professional football's greatest stars, including 16 legendary members of the San Francisco 49ers.

John is Chairman of the NFL's Health & Safety Advisory Committee, which was established in 2011. He is also a member of both the League's Audit and International committees, the latter of which he previously served as Chairman. Under his leadership, the 49ers became the first team to play a regular season game outside the borders of the United States, taking on the Arizona Cardinals in front of 100,000 fans at Azteca Stadium in Mexico City. Under his direction, the League expanded its presence abroad with regular season games at Wembley Stadium in London, England. San Francisco has played in London's Wembley Stadium twice in the last five years, defeating the Denver Broncos in 2010 and the Jacksonville Jaguars in 2013.

### CELEBRATING THE TEAM'S LEGENDARY HISTORY

Denise and John have played a pivotal role in fostering tremendous relationships with former players and coaches to help celebrate six monumental decades of 49ers football. Over the past decade, Denise and John have brought back every Hall of Fame enshrinee from the 49ers to be honored for their tremendous contributions to Bay Area sports.

Levi's® Stadium opened in 2014 with one of the premiere features of the venue being the 49ers Museum presented by Sony, which houses the Edward J. DeBartolo Sr. 49ers Hall of Fame. The two-level, 20,000 square foot space is dedicated to showcasing the past, present and future of the 49ers organization and its commitment to education and innovation.

Under the guidance of Denise and John, the team hosts its annual alumni weekend event to give all players who have donned the red and gold throughout the team's history a chance to catch up with old friends. They have also worked with players like Joe Montana, Steve Young and Dwight Clark, and the members of the 1981 49ers defense to re-enact and commemorate some of the team's most famous plays such as "The Catch" and the goal line stand that propelled the team to its first Super Bowl victory. As the team said goodbye to Candlestick Park in 2013, the 49ers commemorated many great memories by honoring the Top 10 moments in the storied history of the venue by welcoming back the alumni who help make them all possible.

## ENHANCING THE FAN EXPERIENCE

Denise and John are dedicated to embracing the passion of 49ers fans everywhere. They are committed to giving fans an opportunity to experience the excitement of 49ers football year-round. From the 49ers Foundation's annual Winter Fest fundraiser in Lake Tahoe, to Pasta Bowl in Santa Clara each summer, they have made it their mission to embrace the fans as family.

Levi's Stadium® is the culmination of their vision to create an unparalleled game day experience for 49ers fans. The venue not only provides fans the ultimate place to enjoy 49ers football, but it also plays host to a number of world-class sports and entertainment events throughout the year. Through the integration of innovative technology, sustainable practices and ground-breaking design elements, Levi's® Stadium accurately reflects the best of the Bay Area while bringing fans closer to the game.

Visitors to Levi's® Stadium immediately notice wider, open concourses that look back into the lower bowl so you don't miss a minute of the action while waiting for food. A significant increase in the number points of sale for concessions and merchandise and in the number of restrooms was done to limit congestion. From their seats, visitors can marvel at more than 19,000 square-feet of video board space, while using the Levi's® Stadium App to order food, beverages and merchandise or to watch replays of the action on the field in real-time. Those who visit the NRG Solar Terrace on the roof of the stadium's suite tower are treated to unbelievable views, while being shaded by 49 solar panel arrays that helped make the venue the first stadium home to an NFL team to open with LEED Gold certification.

Levi's® Stadium features three signature locations - The 49ers Museum presented by Sony, Michael Mina's Bourbon Steak and Pub restaurant and the 49ers Team Store. Packaged with the venue's public tours and its special events program, these elements make Levi's® Stadium a year-round destination.

Levi's® Stadium has already garnered international recognition having earned the prestigious honor of Sports Business Journal 2015 Sports Facility of the Year and the Sports Venue of the Year at The 2015 Stadium Business Awards in Barcelona, Spain.

## MAKING A DIFFERENCE IN THE LIVES OF OTHERS

Under the leadership of Denise and John, the team's community outreach programs and 49ers Foundation have grown tremendously and are recognized among the most impactful in all of professional sports. In fact, the organization has been nominated for ESPN's inaugural Sports Humanitarian Team of the Year Award.

The 49ers Foundation is the non-profit community funding extension of the San Francisco 49ers. Now in its 23rd year, the 49ers Foundation supports development programs for underserved youth that keep them "Safe, On Track, and In School." Since 1992, the Foundation has donated \$30.6 million to support non-profits, contributing \$4.6 million in 2014, including a \$1 million grant to launch the 49ers STEM Leadership Institute at Cabrillo Middle School. A year later, the program was also launched at Santa Clara High School. Each of the last four years, 100 percent of players participated in one-or-more community programs and were joined by ownership, coaching staff, executives or their families at most of these events.

The 49ers ongoing efforts to promote education took significant steps forward in 2014, as Denise and John launched two new educational initiatives designed to make a long-lasting impact for youth throughout the Bay Area and especially in Santa Clara. The Denise DeBartolo York Education Center, located inside the 49ers Museum at Levi's® Stadium, provides learning platforms that connect, inspire, and engage students in grades K-8. The curriculum features content-rich lessons in STEM (Science, Technology, Engineering and Mathematics), ingrains invaluable life skills and encourages physical activity. The Center served more than 30,000 children free of charge in its first one alone, and will be expanding its programs to accommodate even more students in year two.

The second program, launched in 2014 and funded by the 49ers Foundation, Chevron and other collaborative partners, is the 49ers STEM Leadership Institute housed at Cabrillo Middle School and Santa Clara High School. Each year the program accepts students from the Santa Clara Unified School District who exhibit great promise and desire and prepare them to engage in scientific research, impactful community-changing projects or become entrepreneurs - putting them on the path to enroll in a top-tier university with a STEM major.

In recognition of their community involvement, the couple has been honored with a number of accolades including the Children Discovery Museum's Legacy for Children Award, City Year's Service Leadership Award, Silicon Valley Exemplary Community Leadership Award by Silicon Valley FACES, Outstanding Corporate Philanthropy Award at the Catholic Charities/Catholic Youth Organization's Loaves & Fishes Dinner, and inclusion on the Top Corporate Philanthropists list for the San Jose/Silicon Valley Business Journal.

The couple's passion for community involvement extends beyond the Bay Area as well. John has been honored with Loyola University's Stritch Medal - the highest honor awarded by the school - for his ongoing contributions to his alma mater. Denise and John were honored with the Youngstown Hearing & Speech Center's Great Communicators Award in recognition of their philanthropic leadership. The couple continues to support the Boys and Girls Club of Youngstown, Making Kids Count and the Mahoning Valley United Way, while also being intimately involved with the Edward J. DeBartolo Sr. Memorial Scholarship Foundation, which awards college scholarships to deserving Youngstown area high school seniors.

Denise continues to provide mentoring and tuition assistance for at-risk youth throughout all levels of education. She is also involved with the No Stone Unturned Foundation, which provides support for children and their families affected by developmental and neurological disorders. Denise is also passionate about cancer related causes, including The Serenity Garden at the Joanie Abdu Comprehensive Breast Care Center and the A Way With Words Foundation.

## PUTTING FAMILY FIRST

Though Denise and John have accomplished much in their professional careers, they first define themselves as husband, wife and parents.

Their eldest son, Jed, now carries on the family's legacy -- begun by his grandfather Edward J. DeBartolo Sr., his Uncle Eddie DeBartolo Jr. and his parents -- by serving as CEO of the 49ers. Their son, Tony, is currently an entrepreneur in the high-tech industry in the Bay Area, and is involved with support programs for incarcerated juveniles alongside team pastor Earl Smith. Their twin daughters, Jenna and Mara are pursuing careers in oenology in the Napa Valley. All of the York children share their parents' passion for community service and are very active in the 49ers Foundation. Denise and John, have one grandchild, Jaxon, the son of Jed and his wife, Danielle.





## JED YORK

## CHIEF EXECUTIVE OFFICER

11TH NFL SEASON

11TH WITH 49ERS

**BUILDING A CHAMPIONSHIP TEAM**

As chief executive officer of the San Francisco 49ers, Jed York oversees all aspects of the organization. Now in his sixth year as CEO, York has been a driving force behind the 49ers recent success on and off the field. York recognizes and shares the ongoing passion of the team's faithful fans.

During York's tenure, the team has experienced great success having won two NFC West Division titles, advanced to three consecutive NFC Championship Games and a Super Bowl. His strong leadership was also instrumental in providing the team and its fans a state-of-the-art new home a year ahead of schedule. On April 19, 2012, the Santa Clara Stadium Authority broke ground on Levi's® Stadium and enlisted the 49ers to manage the construction process which achieved a ribbon cutting just two years later.

Designed to set a new standard for the stadium experience, Levi's® Stadium is certain to become known as one of the iconic sports and entertainment venues in the world. The building has already garnered international acclaim and was recently named Sports Venue of the Year by the *Sports Business Journal* and Venue of the Year at the 2015 Stadium Business Awards in Barcelona, Spain.

**RECOGNIZING THE 49ERS FAITHFUL**

A 49ers fan since birth, York recognizes that the success of the 49ers hinges on the team's faithful fans, and he is committed to honoring them for their passion and enthusiasm. Most recently, York recognized the unique opportunities Levi's® Stadium presented the team and its fans, and he directed the organization to capitalize.

From the time Levi's® Stadium was just a concept, creating the ultimate game day experience for 49ers fans was at the core of the York family's vision. The unique approach taken to designing the venue and bringing that vision to life incorporated one of the Bay Area's most notable natural resources - innovative technology. As York has repeatedly stated, Levi's® Stadium may not be the biggest stadium, but it will be the smartest.

With technology woven into its backbone, the building not only allows visitors to customize their own individual experience through the use of the Levi's® Stadium App, but it will also be able to seamlessly evolve throughout the decades to come. In addition to groundbreaking design elements that bring fans closer to the game, the venue is a showcase for the region's sustainable efforts and world-class wine and cuisine. Fans will also come to recognize Levi's® Stadium as a year round destination that features a restaurant headlined by an award-winning chef and a museum dedicated to honoring the team's storied history, while also using football as a means to educate Bay Area youth.

Under York's leadership, the team established the Edward J. DeBartolo, Sr. 49ers Hall of Fame in 2009, to commemorate the significant accomplishments of some of the team's biggest stars and key contributors. Named for his grandfather and the beloved patriarch of the 49ers, the Hall of Fame automatically inducted those 49ers greats that have either had their jersey numbers retired by the team or have been inducted into the Pro Football Hall of Fame. York, shortly thereafter, announced the Hall of Fame's inaugural inductee, his uncle, Edward J. DeBartolo, Jr., who was enshrined during the 2009 season. The 49ers Hall of Fame now has a home inside the new 49ers Museum presented by Sony at Levi's® Stadium.

Also located inside the 49ers Museum is the Denise DeBartolo York Education Center, which provides learning platforms that connect, inspire, and engage students. Featuring content-rich lessons in science, technology, engineering and mathematics, the center will be highly interactive as it promotes physical activity and valuable life skills.

**CARRYING ON THE FAMILY'S LEGACY**

York's roots with the 49ers run deep. He is the oldest child of Denise and John York, the co-chairmen of the team. York's uncle and godfather, Eddie DeBartolo, also known to fans as "Mr.D", has long served as a mentor.

York began his career as a financial analyst at Guggenheim Partners, a diversified financial services firm. He worked in the firm's New York office in several areas, including private wealth management, hedge funds risk analysis, and collateralized debt obligations.

Born and raised in Youngstown, OH, York was a student athlete at Cardinal Mooney High School where he was captain of the baseball team as well student body president. After high school, York decided to carry on a family tradition by attending the University of Notre Dame, where he earned a degree in both finance and history. York was a member of Phi Alpha Theta, the National History Honors Society.

York credits his parents, his uncle Eddie, and his grandfather Edward DeBartolo, Sr. as being positive role models and for teaching him character values such as integrity, a strong work ethic, and respect for others. He is pleased to carry on his family's commitment to community by serving as a board member at Tipping Point Community, the Common Wealth Club, Bay Area Council, Silicon Valley Leadership Group, and the Council on Foreign Relations.

Besides his tremendous passion for the 49ers, York enjoys traveling, fishing, and playing cards, which he learned from his grandfather.

Jed lives in the Bay Area with his wife, Danielle, and son, Jaxon.







## TRENT BAALKE

## GENERAL MANAGER

18TH NFL SEASON

11TH WITH 49ERS

A veteran of 18 NFL seasons, Trent Baalke enters his 11th year with the 49ers and his fifth as the team's general manager.

During Baalke's tenure, the 49ers have appeared in three consecutive NFC Championship Games (2011-13) and Super Bowl XLVII, while tallying a 5-3 postseason record. The 2011 NFL Executive of the Year, as selected by Pro Football Weekly and the Pro Football Writers of America, earned the honor in just his first season as the 49ers general manager.

Since 2010, the year Baalke began to oversee all player acquisitions as the team's vice president of player personnel, the 49ers draft and free agent classes have produced significant returns. In that span, six of the players acquired have accounted for eight All-Pro selections, while eight of those players have earned Pro Bowl honors. In all, the 49ers have produced 23 All-Pro selections and 33 Pro Bowl acknowledgements since 2010.

At the completion of the 2014 season, 46 players acquired under Baalke's direction remained on the 49ers active roster. Among that group were 18 draft picks, including eight regular starters and five key contributors. Under Baalke's watch, the 49ers have selected 58 players in the last six drafts. Of those drafted players, 34 entered training camp with the team in 2015, and 16 have already logged starts for the team.

Focused on maintaining a strong core of veteran players to provide experience and leadership, Baalke has extended the contracts of a number of 49ers over the last five years, including All-Pros LB NaVorro Bowman and T Joe Staley, Pro Bowlers TE Vernon Davis and WR Anquan Boldin, and QB Colin Kaepernick.

Under Baalke's direction, the 49ers organization has gone to great lengths to provide its players and coaches with all the resources necessary for sustained success in the NFL. In recent years the team has made significant improvements to its practice facility, including the renovation of the coaches offices and meeting rooms, brand new practice fields, and a new strength and conditioning facility. With the arrival of Levi's® Stadium, the team now has year-round use of a spacious new locker room and state-of-the-art training room and rehabilitation facility.

Prior to his promotion to vice president of player personnel, Baalke was the 49ers director of player personnel from 2008-09, where he oversaw both the college and pro personnel departments. He first joined the franchise in 2005 as the team's western region scout, a position he held through 2007.

Baalke spent four years as a member of the Washington Redskins scouting staff, serving as the college scouting coordinator in his final season. From 2001-03, he served as Washington's national scout and traveled throughout the country in search of rising talent. Before joining the Redskins, Baalke spent three seasons (1998-00) as a scout with the New York Jets.

From 1990-95, Baalke held the position of defensive line/strength and conditioning coach at South Dakota State. In that role, he helped promote players such as former Pro Bowl guard Adam Timmerman and current NFL kicker Adam Vinatieri to NFL scouts. Baalke then spent time as the athletic director at Shanley High School in Fargo, ND, before moving on to the Jets.

Baalke began his coaching career as a graduate assistant defensive line coach at North Dakota State, in 1989. The team finished with a 14-0 record and a Division II National Championship.

A double major at Bemidji State (MN), Baalke received his bachelor's degree in health and physical education. He went on to earn his master's degree in secondary education and sports administration while coaching at North Dakota State. Baalke played outside linebacker and was an All-Northern Sun Conference and All-Midwest Region honoree at Bemidji.

Trent and his wife, Beth, have two daughters, Katy and Cassie.



# PARAAG MARATHE

## PRESIDENT

15TH NFL SEASON

15TH WITH 49ERS

Paraag Marathe (puh-rawg, muh-RAH-tay) is in his 15th year with the 49ers, and second as team President.

As team President, Marathe plays a key role in all aspects of the organization. He also has a significant position in the club's New Ventures effort, where the team looks for investment opportunities in and out of sports to expand the 49ers brand. In 2015, Marathe was selected as a member of the *Sports Business Journal's* Forty Under 40 class.

Marathe helped bring to life the vision of an unparalleled fan experience at Levi's® Stadium. Levi's® Stadium features several innovative elements, including the 49ers Museum presented by Sony, Michael Mina's world-class restaurant - Bourbon Steak and Pub, a television and radio production studio, the flagship 49ers Team Store, a 27,000 square foot green roof and a mobile app allowing fans to personalize their visit to the venue. Marathe served a critical role on the small team that founded and incubated Venu-eNext, a company whose vision is to use technology to set a new standard for the live event experience.

In addition to 49ers games, the venue has hosted a myriad of non-NFL events such as WrestleMania 31, the 2015 NHL Stadium Series, the PAC 12 Championship Game, the Foster Farms Bowl, concerts, and professional soccer. Before hosting Super Bowl 50 on February 7, 2016, Levi's® Stadium has already garnered industry acclaim, most notably the prestigious honor of *Sports Business Journal* 2015 Sports Facility of the Year and Venue of the Year at the 2015 Stadium Business Awards in Barcelona, Spain.

Marathe also holds a significant leadership position on the football side. He is the club's chief contract negotiator and salary cap architect, and also runs the team's football analytics efforts. He is responsible for the 49ers compliance with the NFL's collective bargaining agreement and works closely with general manager Trent Baalke on all aspects of the club's football operations.

Marathe has played an integral role in helping the 49ers maintain a solid veteran nucleus, negotiating contract extensions in recent years with a number of key players, including QB Colin Kaepernick, DT Glenn Dorsey, All-Pro LB NaVorro Bowman, TE Vernon Davis and T Joe Staley. Additionally, Marathe's work during free agency has helped to land accomplished veteran players, such as S Antoine Bethea, RB Reggie Bush, K Phil Dawson and WR Torrey Smith.

Prior to assuming his current role, Marathe spent several seasons as the team's COO. Under his direction, the 49ers experienced tremendous progress off the field, with the construction of Levi's® Stadium being the focal point of the club's efforts. His leadership has proven integral to the club's short-term and long-term business strategy, as the team recorded consecutive years of Candlestick Park sellouts, and simultaneously launched a successful sales campaign for Levi's® Stadium.

Prior to joining the 49ers, Marathe spent several years at management consulting firm Bain & Company, as a Senior Associate Consultant, where he advised clients in a variety of industries including private equity, venture capital, software, retail, sports footwear, consumer products, and health clubs. Before that, Marathe worked in the sports consulting group at the International Management Group (IMG), where he concentrated primarily on stadium naming rights deals, corporate sponsorships, and athlete endorsements.

A native of Saratoga, CA, Marathe's passion for the 49ers was instilled at a very young age. As an avid Bay Area sports fan, he has rarely missed any 49ers games since he was six years old. Marathe's Bay Area roots run deep, having received his bachelor's degree with high honors from the Haas School of Business at the University of California-Berkeley and his MBA from Stanford University's Graduate School of Business.

Marathe, his wife, Jennifer, and daughter, Juniper, live in Los Altos, CA.



# AL GUIDO

## CHIEF OPERATING OFFICER

**9TH NFL SEASON**

**2ND WITH 49ERS**

In his second season as the chief operating officer of the San Francisco 49ers, Al Guido oversees all key business initiatives for the team.

Guido was named to his current position in January 2014 and, under his direction, the construction and year-one operations of Levi's® Stadium exceeded all projections - finishing 13% under budget on construction, lowering public debt \$67 million more than expected, delivering \$2.8 million to the City of Santa Clara general fund from non-event revenue in just eight months of operations, and fully funding reserve cash balances for the Santa Clara Stadium Authority.

Guido led the sales team that made the stadium a reality, highlighted by the record-setting Stadium Builders License sales campaign for the stadium's seats and suites that generated nearly half of the \$1.2 billion construction cost of the stadium. The team has signed more than a dozen partners investing seven-figures annually for 10 years, including Levi's® stadium naming rights at \$220 million, with more than \$650 million in corporate partnership investment.

Creating a technologically enhanced game day experience that is influencing sports venues across North America and around the world, the strategy for Levi's® Stadium developed by Guido and the 49ers executive management team has already garnered international recognition, most notably Sports Business Journal 2015 Sports Facility of the Year and Venue of the Year at the 2015 Stadium Business Awards in Barcelona, Spain.

Prior to being elevated to his current position in 2014, Guido worked on behalf of the 49ers and the Santa Clara Stadium Authority as the senior vice president of global sales for Legends beginning in 2010. In that capacity, he led a suite and SBL sales initiative for Levi's® Stadium that achieved record-setting results by totaling more than \$530 million.

Before joining Legends, Guido served as sales manager for the Dallas Cowboys. In that role, he managed the premium seat department for Cowboys Stadium (now AT&T Stadium) that broke industry records for PSL sales totaling over \$600 million.

Guido joined the Cowboys after having served as the senior director of ticket sales for the Phoenix Coyotes of the National Hockey League. During his term, the Coyotes achieved the first revenue increases in the 10-year history of the franchise and finished in the top five in the NHL for new business sales.

A native of Washington Township, NJ, Guido began his career in the sports and entertainment industry with Comcast-Spectacor, owner and operator of the NBA's Philadelphia 76ers, NHL's Philadelphia Flyers, AHL's Philadelphia Phantoms, Comcast SportsNet and the Wachovia Complex. Guido later served as director of business development for the Lakewood Blueclaws (a minor-league affiliate of the Philadelphia Phillies).

A Board Member of City Year San Jose/Silicon Valley, Guido received his bachelor of business administration from the College of New Jersey, where he played wide receiver for the school's football program. He and his wife, Thea, have three daughters, Estella, Sloan and Tatum.



## ETHAN CASSON

### CHIEF REVENUE OFFICER

6TH NFL SEASON

6TH WITH 49ERS

Ethan Casson enters his sixth season with the 49ers, his second as chief revenue officer, after spending the 2013 season as the team's chief sales officer.

In addition to overseeing all revenue streams for the 49ers organization, Casson also manages those of the Stadium Authority and its tenants for Levi's® Stadium. This includes corporate partnerships, broadcast partnerships, luxury suites, premium services, ticket sales, ticket operations, stadium events and tours, marketing and business analytics. Levi's® Stadium has already garnered international recognition, most notably the prestigious honor of *Sports Business Journal* 2015 Sports Facility of the Year and Venue of the Year at the 2015 Stadium Business Awards in Barcelona, Spain.

A member of the *Sports Business Journal's* *Forty Under 40* class of 2014, Casson originally joined the team in 2010 as the 49ers vice president of corporate sales. Since then, he has led the corporate sales and corporate services team, with a primary focus on procuring corporate revenue associated with Levi's® Stadium. He spearheaded the team's efforts in securing a 20-year, \$220M Stadium Authority naming rights partnership with Levi Strauss & Co. – one of the largest in NFL history. Further, the team's corporate revenues have grown under his leadership and are now among the highest in the NFL. In addition to naming rights, Casson established many long-term partnerships with the most prominent brands in sports and technology, each collaborating to deliver the ultimate fan experience at Levi's® Stadium.

Prior to the 49ers, Casson was the senior vice president of corporate sales & services and game presentation for the NBA's Minnesota Timberwolves. During his 11 years with the organization, Casson managed a team that focused on the development of integrated marketing programs, traffic-driving retail promotions, and brand activation. In 2009, he was recognized as a *Forty Under 40* honoree by *Minneapolis/St. Paul Business Journal*. Before his tenure with the Timberwolves, Casson worked in Sponsorship Development at ESPN.

Casson currently serves on the board of directors for the Make-A-Wish Foundation Greater Bay Area and was previously a board member for the Make-A-Wish Foundation Minnesota.

He earned a B.S. in sports management from Colby-Sawyer College in New London, New Hampshire. A standout college basketball player, Casson was inducted into the New England Basketball Hall of Fame in July 2013.

He resides with his wife, Lisa, in San Jose, CA.





# CIPORA HERMAN

## CHIEF FINANCIAL OFFICER

**4TH NFL SEASON**

**4TH WITH 49ERS**

Cipora Herman is in her fourth season as the 49ers chief financial officer, after having become the first woman named to the position in team history, in 2012. In her role, Herman manages the finance, legal, human resources, information technology and community relations functions of the team. In 2013, Herman led the team responsible for securing the long-term financing for Levi's® Stadium.

Herman joined the 49ers following a successful career in Silicon Valley's Tech industry, having most recently served as treasurer and vice president of finance at Facebook since September of 2007. During her time at Facebook, she was responsible for directing the day-to-day operations of the corporate finance and treasury teams. Herman led numerous rounds of capital raising, both debt and equity, established the global banking infrastructure, and built the budgeting and forecasting framework.

Prior to her stint at Facebook, Herman served as vice president finance and treasurer for Yahoo!. In 2006, she was named to the 40 Under 40 List by Treasury and Risk Magazine. Herman has held other finance and banking positions at Siebel Systems (acquired by Oracle), Hewlett-Packard Co., Agilent Technologies, and Goldman Sachs.

Herman holds an A.B. in International Relations, an M.A. in International Development Policy, and an MBA, all from Stanford University.

A native of the Bronx, NY, Herman lives in Los Gatos, CA, with her husband, Vlado, and two children, Sarah and David.



## PATTY INGLIS

### EXECUTIVE VICE PRESIDENT

6TH NFL SEASON

6TH WITH 49ERS

Patty Inglis is in her sixth year as executive vice president of the 49ers.

Inglis leads the 49ers' legal and governmental affairs department and is an integral member of the team that made the 49ers new home at Levi's® Stadium a reality. Inglis has worked closely with the City of Santa Clara, surrounding businesses, the NFL and financing sources, as well as the team's ownership and sales executives, to formulate the agreements that paved the way for development, financing, construction and operation of the Levi's® Stadium. In addition to her stadium activities, Inglis oversees all other legal functions, including structural and compliance matters for the 49ers and related companies, as well as strategic planning for ownership.

Inglis is no stranger to the 49ers, having spent the previous nine years as vice president and general counsel of DeBartolo Corporation, the 49ers' parent company, where her responsibilities included management of ownership interests as well as advising in connection with the 49ers' early exploration of new stadium possibilities.

Before joining DeBartolo Corporation, Inglis spent more than 20 years in the private practice of law, advising clients in various industries ranging from entertainment to manufacturing on a wide variety of legal and business matters. In that capacity, she negotiated and oversaw the completion of several billion dollars of merger, acquisition and financing transactions. As a partner in the Corporate and Securities practice group of Benesch, Friedlander, Coplan & Aronoff, Inglis was a member of a major firm's Management Committee and chaired its Hiring Committee.

Inglis, who has been on the boards of several businesses during her career, has also served on the Boards and Executive Committees of several charitable organizations in Cleveland, Ohio and is a member of the Visiting Committee of the Case Western Reserve University School of Law. She divides her time between Santa Clara and Ohio, and has two daughters, Jaclyn and Katie.



# BRANO PERKOVICH

## EXECUTIVE VICE PRESIDENT OF NEW VENTURES

**2ND NFL SEASON**

**2ND WITH 49ERS**

Brano Perkovich is an executive vice president with the San Francisco 49ers and a managing partner at Aurum Partners LLC, the family office fund affiliated with the owners of the San Francisco 49ers.

Perkovich focuses on new strategic business initiatives and early stage and growth equity investment opportunities in sports, technology and strategically adjacent consumer markets where the portfolio companies can leverage the 49ers access and network to help drive product adoption and accelerate growth.

Before joining the 49ers, Perkovich was a technology investment banker in Menlo Park and London where he advised technology clients on a variety of corporate financing and strategic advisory transactions. He completed numerous M&A, private and public equity and debt transactions with \$15-plus billion in aggregate value.

Perkovich also spent several years with the Boston Consulting Group in Chicago, working on corporate strategy and business development assignments for Fortune 500 companies.

Perkovich holds a B.S. in electrical engineering and computer science from the University of California at Berkeley and an MBA from Stanford Business School.

Originally from Bosnia, Perkovich lives with his wife, Melissa, and their daughter, Katarina, in Atherton, CA.



# ROBERT ALBERINO JR.

## VICE PRESIDENT/EXECUTIVE PRODUCER

**19TH NFL SEASON**

**3RD WITH 49ERS**

Robert Alberino is in his third season as the team's vice president/executive producer. He oversees the in-house production team, 49ers Studios, which is tasked with creating all multimedia and broadcasts across the team's various platforms (television, stadium entertainment and web). He also oversees all social media and new media for the franchise.

Before Alberino's arrival in 2013, he served as the vice president of media and marketing for the Kansas City Chiefs (2010-13). His production division, 65 Toss Power Trap Productions, garnered the most broadcast and event-production accolades in Chiefs history while taking Arrowhead Stadium to league leaders in fan engagement and entertainment.

Prior to that, Alberino spent 13 seasons with the Philadelphia Eagles (1997-2010). During his time with Philadelphia, Alberino created the Eagles Television Network, which he pioneered in his first year with the team. As the vice president of broadcasting, from 2006-10, the Eagles and ETN garnered regional and national notoriety for its productions and innovation for in-house creative work.

Alberino was a filmmaker for NFL Films (1995-97) where he served as a writer/director for HBO's Award-winning program, "Inside the NFL" while working with iconic American filmmaker, Steve Sabol. Alberino has also been awarded a total of 61 Emmy's including nine Awards for Best Director in his 19 years in the NFL.

Alberino also worked as a producer in Pittsburgh, PA for a production company as well as several television and radio stations in PA and CT. He continues to serve on the Board of Governors of The First Twenty, a non-profit organization that benefits volunteer firefighters. In 2012, Robert was bestowed and honorary enlistment in the United States Army as a Specialist for his work with multiple bases and the 56th Theater Information Operations Group.

Alberino graduated from Duquesne University in 1992. He and his wife, Lisa, have three children, Jordan, Angelina and Stella GiGi.





# JAMIE BRANDT

**VICE PRESIDENT OF TICKETING &  
MEMBER SERVICES**

**18TH NFL SEASON**

**8TH WITH 49ERS**

Jamie Brandt joined the 49ers in 2008 and now serves as the team's vice president of ticketing & member services. Brandt oversees all aspects of ticket operations at Levi's® Stadium and also currently carries responsibility as project lead on the Faithful Mile and Levi's® Stadium Fanwalk fan programs. In his career, he has been part of four stadiums or arena openings, including three in the NFL since 1998.

Brandt, who joined the 49ers as the director of ticket sales and service, was instrumental in initially establishing the sales and service culture within the organization upon his arrival in 2008. One of his most important tasks was to methodically construct a team of dedicated sales and service professionals focused on growing and maintaining the 49ers ticket-buying fan base.

In 2012, in his role as the 49ers vice president of ticketing & fan experience, Brandt oversaw gameday entertainment and is responsible for incorporating numerous enhancements to the show, such as the foghorn played during pregame and during the game after 49ers scores. Most recently and as part of the transition from Candlestick Park to Levi's® Stadium, Brandt has engineered a complete makeover of the ticket operations unit from personnel to policies and procedures.

Prior to joining the 49ers, Brandt was the senior director of ticket sales for the Arizona Cardinals from 2001-08. He was responsible for developing annual sales campaigns and overseeing day-to-day sales department activity, as well as overseeing service provided to the team's season ticket holders. In 2006, Brandt led the Cardinals' ticket relocation and new sales campaign for the University of Phoenix Stadium, which opened in the fall of that year. During Brandt's time with the Cardinals, the season ticket base more than doubled and at the time of his departure the Cardinals had established a consecutive home sellout streak and season ticket waiting list for the first time in team history.

From 1997-2000, Brandt served as the manager of club seat sales for the Tampa Bay Buccaneers selling the new Raymond James Stadium which opened in September of 1998. During Brandt's time with the Buccaneers, the team officially established a season ticket waiting list for the first time in its history. Brandt left the NFL for one season to assume the role of senior director of sales & administration for the XFL's Orlando Rage in 2001. While the league ceased operations after only one season, Brandt's staff achieved the league's number two overall ranking in ticket sales while operating in the second smallest market.

Brandt started his career in sports with the NHL's Tampa Bay Lightning from 1996 to 1997. Brandt was part of a staff the sold the new Ice Palace Arena (now the Tampa Bay Times Forum) that opened in the fall of 1996.

A 1996 graduate of Eckerd College, located among the sunny beaches in St. Petersburg, FL, Brandt earned a bachelor's of business management degree with a focus in economics. He resides in San Francisco.



## **DAN CORY**

### **VICE PRESIDENT OF SECURITY**

**5TH NFL SEASON**

**5TH WITH 49ERS**

Dan Cory is in his fifth year with the 49ers and first as the team's vice president of security. In his role, he oversees all elements of security for both the team and Levi's® Stadium.

Prior to joining the organization, Cory served in the British Military as a Royal Marine Commando, followed by twelve years of service as a law enforcement officer for Scotland Yard's Special Operations Department. His law enforcement and military career has afforded him the opportunity to work with many different security units conducting operations around the world.

Cory lives in the South Bay and enjoys spending time golfing and playing tennis.



# HANNAH GORDON

**VICE PRESIDENT OF LEGAL &  
GOVERNMENT AFFAIRS**

**7TH NFL SEASON**

**5TH WITH 49ERS**

Hannah Gordon is in her first season as the vice president of legal & government affairs of the 49ers after serving for the previous four seasons as the director of legal affairs.

In her role, Gordon advises on a number of legal and business issues involving both the football team and Levi's® Stadium. She is also responsible for supervising risk management and government affairs. Gordon was integrally involved in the Levi's® Stadium naming rights deal, and served as the chief legal negotiator on hundreds of millions of dollars worth of sponsorship agreements. In addition, she hears appeals as a member of the panel that administers the NFL Player Tuition Assistance Plan and the NFL Severance Pay Plan.

Gordon joined the 49ers from the NFL Management Council where she worked on NFL player contracts, salary cap compliance, the 2011 NFL collective bargaining agreement, and labor issues, including the 2011 lockout.

Gordon holds a B.A. from UCLA and a J.D. from Stanford.



## **SEAN KUNDU**

### **VICE PRESIDENT OF NEW VENTURES**

**3RD NFL SEASON**

**3RD WITH 49ERS**

Sean Kundu is the vice president of the team's New Ventures group. In this role, he focuses on managing legal and business development for the team's strategic investment opportunities. He is instrumental in supporting the team's technology initiatives and, in particular, the Levi's® Stadium mobile application.

Kundu originally started with the organization in 2013, providing legal and strategic advice to both the team and 49ers Stadium Management Company on setting up the employment structure, developing policies and procedures and ramping up the staff by over tenfold in preparation for opening Levi's® Stadium.

Prior to this, Kundu practiced as an attorney at Morgan Lewis and Fisher & Phillips, where he represented and counseled Fortune 500 companies in finance, technology and retail industries. He also worked for several years as a business consultant for CGI Group, providing strategic advice related to technology and operations for some of its largest clients in the U.S.

Kundu received a bachelor's degree in applied mathematics and economics from the University of California at Berkeley and a J.D. from USC's School of Law.

A New Jersey native, Kundu lives with his wife, Megan, and their daughters, Ilika and Ahana, in Mountain View, CA.





# BOB LANGE

## VICE PRESIDENT OF COMMUNICATIONS

17TH NFL SEASON

7TH WITH 49ERS

A veteran of 17 NFL seasons, Bob Lange is in his seventh year with the 49ers and first as the team's vice president of communications.

Lange is the 49ers day-to-day spokesman on all football, corporate and Levi's® Stadium matters, while acting as the team's liaison with local, national and international media outlets. While managing the publicity efforts for the team's corporate partnerships, community affairs and 49ers Studios, the 49ers communications department also actively promotes all aspects of Levi's® Stadium. In addition to 49ers games, the venue hosts a myriad of non-NFL events such as Super Bowl 50, WrestleMania 31, the PAC 12 Championship Game, concerts and professional soccer. A year-round destination for sports and entertainment enthusiasts, additional facets of the stadium include The 49ers Museum, The Denise DeBartolo York Education Center, Michael Mina's Bourbon Steak and Pub, the 49ers Team Store, and the venue's tour and event rental programs.

Since Lange joined the team as director of communications in 2009, the 49ers have twice been named finalists for the coveted Pro Football Writers of America Pete Rozelle Award, in 2011 and 2012. The award is presented annually to the NFL club public relations staff that consistently strives for excellence in its dealings and relationships with the media. Additionally, the Levi's® Stadium publicity effort has already garnered international recognition, most notably the prestigious honor of *Sports Business Journal* 2015 Sports Facility of the Year and Venue of the Year at the 2015 Stadium Business Awards in Barcelona, Spain.

Prior to his move to the West Coast, Lange served as the Philadelphia Eagles assistant director of football media services. During his 10 seasons with the Eagles (1998-99 & 2001-08), he served as a point person for players and coaches with the media, while also promoting the team's efforts in the community. A two-time recipient of the Pete Rozelle Award (2001 & 2004) during his tenure with the team, the Eagles media services department was also recognized as a finalist for the award in 2003.

After beginning his professional career as a public relations intern with the Eagles in 1998, Lange remained with the team until joining Temple University as the assistant director of sports media relations in October of 1999. As the primary contact for the football team, he assisted with the nationally ranked men's basketball program that twice qualified for the NCAA Tournament and reached the Elite Eight, in 2001. In 2000, Lange directed communications for the NCAA Men's Golf Regional Championship.

The Bryn Mawr, PA, native graduated from Fairfield University in 1998 with a Bachelors of Arts degree in marketing. Lange is an alumnus of St. Joe's Prep in Philadelphia.

He and his wife, Rachael, have two daughters, Charlotte and Emma, and reside in Santa Clara, CA.



## JIM MERCURIO

**VICE PRESIDENT, STADIUM OPERATIONS & GENERAL MANAGER**

**22ND NFL SEASON**

**22ND WITH 49ERS**

Jim Mercurio is in his 22nd year with the San Francisco 49ers and his first as vice president, stadium operations & general manager. In his current role, Mercurio oversees all aspects of stadium & event operations including executive oversight of the food and beverage operations, engineering, grounds, guest services, housekeeping, operations, parking and transportation. In addition to managing all police and medical services, he coordinates all aspects of event logistics with various local, state and federal governmental agencies.

Mercurio and his team spent countless hours working with design firm HNTB and builder TDJV Turner/Devcon to get Levi's® Stadium designed, built and fully operational in time for its 2014 Inaugural Season. Levi's® Stadium has already played host to a number of high profile events including Major League Soccer, the NHL Stadium Series, WWE's WrestleMania 31 in March of 2015 and the ultimate spectator event, Super Bowl 50. Mercurio was instrumental in working with the bid committee to get the Super Bowl's golden anniversary awarded to the San Francisco Bay Area region in February 2016. Levi's® Stadium has already garnered international recognition, most notably the prestigious honor of *Sports Business Journal* 2015 Sports Facility of the Year and Venue of the Year at the 2015 Stadium Business Awards in Barcelona, Spain.

Prior to being named vice president, Mercurio spent four years as the director of stadium operations for the 49ers at Candlestick Park. In 2007 and 2008, Mercurio was part of the management team that negotiated and managed over \$11 million in repairs to Candlestick Park; all geared toward improving the gameday experience.

During his long tenure with the 49ers, Mercurio has become an NFL leader in security and stadium management. He developed the stadium emergency evacuation video for the 49ers that has since been mirrored by arenas and stadiums around the country affiliated with the NFL, MLB, NBA, NHL, and NCAA.

In August of 2005, Mercurio was influential in assisting the California Department of Homeland Security officials in the first Large Stadium Initiative Program (LSI). Having taken part in the development of the Best Practices for NFL Security, he presented to security and operational professionals affiliated with large stadiums and arenas in the State of California. The 49ers and the Homeland Security Department later conducted a table top exercise to test and review security and operational procedures at Candlestick Park.

Born in San Francisco, CA, Mercurio graduated from Pacifica's Oceana High School in 1989, before attending Canada College in Redwood City, where he earned an AA degree in 1991. A graduate of the University of Pacific in 1993, he obtained his bachelor's degree in public relations with a minor in broadcasting. Mercurio went on to earn a master's degree in sport administration and management from Canisius College in Buffalo, NY, in May of 2001. In 2005, Mercurio was selected to attend, and subsequently completed, an NFL Executive Program for Managers at Stanford University. He has served on the Santa Clara Board of Visitors and Convention Bureau from 2012-2015. He is currently a member of the Stadium Manager's Association and is an inductee into the Pacifica Sports Hall of Fame.

Mercurio and his wife, Teri, reside in Vacaville, CA.



# SCOTT SABATINO

## VICE PRESIDENT OF FINANCE

**6TH NFL SEASON**

**6TH WITH 49ERS**

Scott Sabatino is the vice president of finance for the 49ers. In his role, he manages the financial operations of the team and stadium-related entities, reporting to the CFO. Sabatino was a key member of the group that secured the initial and long-term financing for Levi's® Stadium.

Sabatino came to the 49ers in 2010 after serving as the associate commissioner of business & finance for the Pac-10 Conference, since 2006. Prior to the Pac-10, he spent 11 years with the East Coast Hockey League, a primary developmental league for the NHL based in Princeton, NJ. He primarily served as the league's EVP/COO.

Sabatino began his career with Coopers & Lybrand's audit practice in Boston where he became a CPA. He earned a B.S. in accounting from Northeastern University and a M.S. in sport management from the University of Massachusetts.

A native of Waltham, MA, Sabatino lives in San Francisco, CA, with his wife, Elaine.



## ALI TOWLE

### VICE PRESIDENT OF MARKETING

6TH NFL SEASON

6TH WITH 49ERS

In her position as vice president of marketing, Ali Towle manages the 49ers brands, supervising all trademark, licensing and sponsor activation. She also directs advertising and promotion for the club's various business initiatives, and oversees the team's public fan events and gameday performance teams.

Towle was instrumental in the development of the 49ers new home, Levi's® Stadium. She specifically oversaw the development of the stadium's brand identity and partner integration. Towle was also the project executive responsible for the creation of the 49ers Museum presented by Sony, as well as the Levi's® Stadium Art Collection. Towle continues to manage the Levi's® Stadium brands on behalf of the Santa Clara Stadium Authority.

Under Towle's leadership, the organization's successful marketing campaigns helped Levi's® Stadium achieve its record-setting sales goals. She conceived of the stadium's *Normal Doesn't Play Here* campaign, which won two CLIO Sports awards for excellence in sports advertising. Meanwhile, the team's *Farewell Candlestick* campaign won the National Sports Forum ADchievement Award for creative excellence. Recently, Towle was honored by the *Sports Business Journal* when the publication selected her to the 2014 class of "Game Changers: Women in Sports."

Prior to the 49ers, Towle had a successful career in technology marketing, where she helped position three start-up organizations for acquisition. Earlier in her career, Towle worked at the National Basketball Association, ABC Sports and Good Morning America.

A native of Durham, NH, Towle played collegiate soccer while earning her bachelor's degree from Columbia College at Columbia University in New York City. She also holds an MBA from MIT's Sloan School of Management.



## ABOUT LEVI'S® STADIUM

In just its first year, Levi's® Stadium hosted more than two million visitors, counting all events and attractions housed within the venue. The venue heads into its second year of operations as the premier outdoor destination for sports and entertainment in the Bay Area after hosting more than 20 major events during its inaugural year and preparing to host Super Bowl 50. Having hosted a variety of events, from WrestleMania 31 to the Grateful Dead "Fare Thee Well" Tour, Levi's® Stadium has guaranteed entertainment for fans across numerous platforms.

Levi's® Stadium boasts a seating capacity of 68,500 with the ability to expand, and is best known as the home of five-time Super Bowl champions, the San Francisco 49ers. Drawing more fans closer to the experience than ever before, Levi's® Stadium features nearly 45,000 seats, or roughly two-thirds stadium capacity, in the lower bowl. Overall, the stadium includes 1.85 million square feet of space and offers 9,000 club suites and 174 suites that provide for a distinctively California experience.

During its opening year, Levi's® Stadium also unveiled unique tailgating options designed to enhance the game day experience, highlighted by Michael Mina's Tailgate, the Faithful Mile presented by Safeway and the Red Zone Rally at the Great America Pavilion. Michael Mina's Tailgate is an exclusive, members-only experience housed within the Bourbon Steak and Bourbon Pub restaurants inside the venue. The Tailgate is tailor-made for 49ers season ticket holders and features an upscale, five-course menu themed for each different opponent. The Faithful Mile, a 60,000-square-foot tailgating area accessible to all 49ers ticket holders free of charge, includes food sampling presented by Safeway, bars presented by Bud Light and a regular rotation of food trucks. Red Zone Rally is an all-inclusive pregame party for all 49ers home games, providing pass-holders top-of-the-line food and beverage offerings inside a private, air-conditioned space with free access to ride the Flight Deck roller coaster.



The most technologically advanced stadium in the world, Levi's® Stadium is a showcase for innovation in Silicon Valley. Accompanied by its own mobile app, the Levi's® Stadium App, the venue brings the comforts of watching a game at home right to your seat at Levi's® Stadium. In addition to mobile ticketing and parking, express pick-up and in-seat delivery for food and beverages, and the ability to watch video replays in real-time on a handheld device through the Levi's® Stadium App, the stadium features a best-in-class cellular and Wi-Fi infrastructure that allows guests to stay connected throughout their visit.

Levi's® Stadium is also the first professional football stadium to open with LEED Gold certification for new construction - the recognized standard for measuring sustainability for design and construction. Equipped with a green roof, state-of-the-art solar elements made up of 1,162 photovoltaic panels throughout the venue and low-flow plumbing fixtures that use 40 percent less water than conventional fixtures, the stadium has been widely recognized as a leader in sustainable design. Overall, Levi's® Stadium has established a new standard for sports and entertainment venues by using 85 percent recycled water and in its first year received industry awards for its conservation of water and use of reclaimed wood.

Furthermore, Levi's® Stadium was recognized by the *Sports Business Journal* as The 2015 Sports Facility of the Year and was also honored at The 2015 Stadium Business Awards as Venue of the Year and Venue Technology of the Year for its revolutionary Levi's® Stadium App.

The official ground breaking of Levi's® Stadium took place on April 19, 2012, and the ribbon cutting ceremony was held on July 17, 2014.





## 2015 COORS LIGHT NHL STADIUM SERIES

On February 21, 2015, Levi's® Stadium hosted Northern California's first outdoor National Hockey League game as the 2015 Coors Light NHL Stadium Series came to Santa Clara. A total of 70,205 hockey fans gathered to watch the Los Angeles Kings 2-1 victory over the San Jose Sharks, marking the third-largest crowd to ever attend an outdoor NHL game.



# SAN FRANCISCO 49ERS

## LEVI'S® STADIUM MILESTONES

Date	Milestone
6/8/10	Measure J is passed, approving the construction of Levi's® Stadium
4/19/12	Official Ground Breaking
10/1/13	Seat Installation Begins
3/7/14	First Field Goal Posts Installed
4/30/14	First Marriage Proposal
7/17/14	Levi's® Stadium Ribbon Cutting
7/19/14	First Musical Performance: John Legend (Private Event)
8/2/14	First MLS Game: San Jose Earthquakes vs. Seattle Sounders
8/17/14	First Football Game: Preseason 49ers vs. Broncos
9/6/14	First International Soccer Game: Mexico vs. Chile
9/14/14	First Regular Season Football Game: 49ers vs. Bears
10/24/14	First College Football Game: Cal vs. Oregon
12/30/14	First Bowl Game: Foster Farms Bowl
2/21/15	First NHL Game: San Jose Sharks vs. Los Angeles Kings
3/29/15	Highest Attendance: WrestleMania 31 (76,976)
4/11/15	First Motor Sports Event: Monster Jam
5/2/15	First Live Concert: Kenny Chesney and Jason Aldean

## LEVI'S® STADIUM ATTENDANCE

Date	Event	Attendance
8/12/14	MLS: San Jose vs. Seattle	48,765
9/6/14	International Soccer: Mexico vs. Chile	67,175
9/14/14	49ers vs. Bears	70,799
9/28/14	49ers vs. Eagles	70,799
10/5/14	49ers vs. Chiefs	70,799
10/24/14	Pac-12 Football: Cal vs. Oregon	55,575
11/2/14	49ers vs. Rams	70,799
11/23/14	49ers vs. Redskins	70,799
11/27/14	49ers vs. Seahawks	70,799
12/5/14	Pac-12 Football Championship Game: Oregon vs. Arizona	45,618
12/20/14	49ers vs. Chargers	70,699
12/28/14	49ers vs. Cardinals	70,699
12/30/14	Foster Farms Bowl: Maryland vs. Stanford	45,618
2/21/15	NHL: San Jose Sharks vs. Los Angeles Kings	70,205
3/29/15	WrestleMania 31	76,976
5/2/15	Kenny Chesney, Jason Aldean Concert	48,765
5/24/15	MLS: San Jose vs. Orlando City SC	36,224
6/27/15	Grateful Dead Concert	75,496
6/28/15	Grateful Dead Concert	74,947
7/11/15	One Direction Concert	50,147
7/25/15	International Champions Cup: Manchester United vs. FC Barcelona	68,416



## WRESTLEMANIA 31

Attracting fans from all 50 states and more than 35 countries, WrestleMania 31 set the Levi's® Stadium attendance record as 76,976 fans of WWE gathered in Santa Clara to experience the world's biggest wrestling extravaganza on March 29, 2015.



Bringing the convenience of home to the in-venue experience at an unprecedented level, the Levi's® Stadium App allows all stadium guests with an Internet-enabled handheld device to order food, drink and merchandise for personal delivery right to their seats.



Looking to implement a ticket scanning system that would enable a more personalized customer experience for guests visiting Levi's® Stadium, the 49ers worked with innovative partner VenueNext to develop the proprietary Kezar system that has introduced new efficiencies into the venue entry process.

## TECHNOLOGY

Levi's® Stadium is a showcase for innovation in the Silicon Valley through partnerships with local, national and international technology providers that help deliver world-class Wi-Fi capability, mobile connectivity, IPTV, digital displays, HD scoreboard and video displays, and paperless ticketing.

- The most technologically advanced stadium is accompanied by its own app. The Levi's® Stadium App brings the comforts that come with watching a game at home right to your seat -- but only at Levi's® Stadium. This includes a game center with mobile ticketing and parking passes, in-seat or express pick-up ordering of food, beverage and merchandise, as well as multi-angle replays (within 5-10 seconds) and game statistics. The app also provides detailed maps for each level of the stadium, bluetooth enabled wayfinding, and integrated access to Faithful 49 presented by Esurance, the team's fan engagement platform.
- XFINITY by Comcast provides free Wi-Fi to guests throughout the stadium. When a fan is in their seat, they are never more than 10 feet away from a Wi-Fi signal thanks to the venue's ground-breaking infrastructure of Internet access points strategically positioned beneath seats throughout the seating bowl -- one access point for every 100 seats.

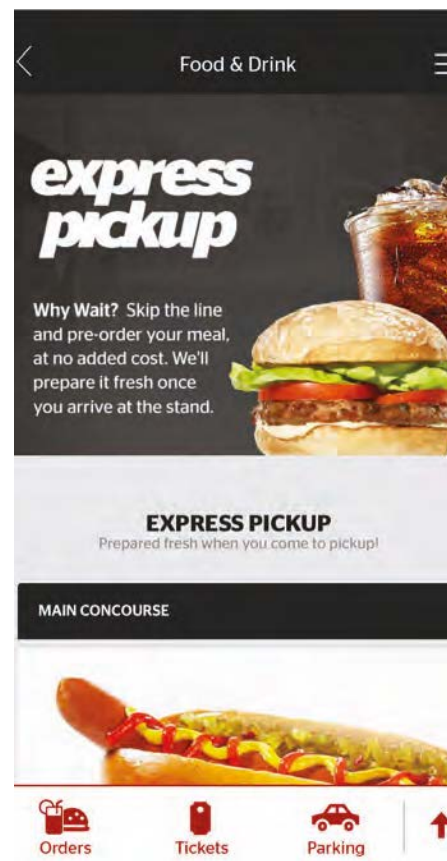
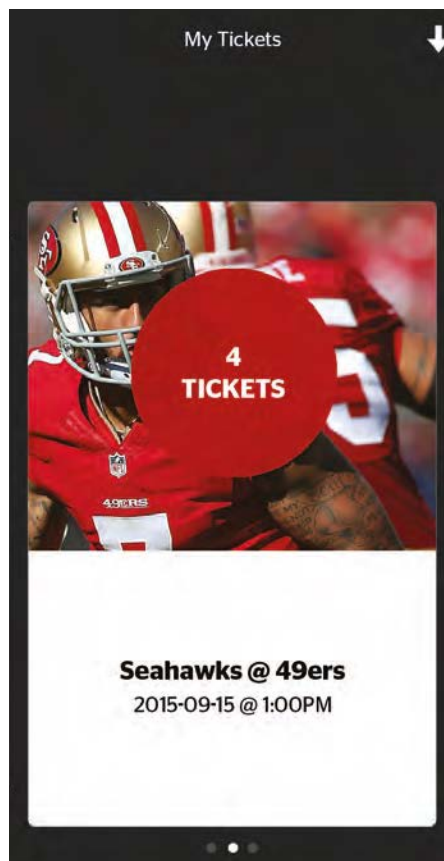
## NETWORK INFRASTRUCTURE

- Over 400 miles of data cable has been run in the stadium, including 70 miles of cable to support Wi-Fi.
- More than 12,000 physical network ports have been installed.
- Levi's® Stadium features a backbone of 40Gb/s of available Internet bandwidth, easily scalable to event attendance, which is four times greater than the standard for NFL stadiums mandated by the league for 2015.
- The stadium contains more than 1,300 Wi-Fi access-points supporting 2.4 and 5GHz channels and the most current Wireless standards including 802.11ac; Wi-Fi is accessible in every location and free to all.

## IN-STADIUM "BROADCAST"

- The in-stadium "Broadcast" rivals that of a Network TV broadcast, featuring 13 stadium cameras (most NFL stadiums have four-six). The stadium has the ability to share camera feeds with the broadcasting TV network. At least six different replay angles can be viewed per play. The game day production team consists of 40-plus people.
- The stadium is equipped with two HD 13 video boards at the North and South ends of the stadium that measure 200 feet by 48 feet, producing more than 19,000 square feet of viewing space. They are among the largest in the NFL. The boards also feature tremendously sharp, cutting-edge LEDs. The boards can be sectioned in order to show multiple pieces of content simultaneously.
- Levi's® Stadium is one of a handful of stadiums in North America that is truly 4K-capable. The content team uses 10 Sony F55 video cameras, their premium product, to capture the action in the stadium. The content team is currently capturing in 4K, not broadcasting, as they are capturing for future capabilities.
- Nearly 2,000 screens are connected to the stadium's IPTV system, which allows for incredible flexibility and customization throughout the venue. Content includes menu boards, game broadcasts, statistics and other important information as deemed necessary. Content will include menu boards, game broadcasts, statistics and other important information as deemed necessary.





## LEVI'S® STADIUM MOBILE APP

The Levi's® Stadium app, available on iOS and Android, helps guests unlock Levi's® Stadium's best-in-class fan experience features, including:

### MOBILE TICKETING

Access Levi's® Stadium with mobile tickets and parking passes. Guests can transfer tickets to friends and family with a few taps. Buy and transfer parking passes.

### WAYFINDING

Guests at Levi's® Stadium can navigate the venue with turn-by-turn directions to their seat and points of interest as well as see line wait times for all restrooms and concession stands.

### FAITHFUL 49 PRESENTED BY ESURANCE

Earn, track and redeem yards from Faithful 49, the 49ers fan engagement program.

### MOBILE ORDERING

Order food, drink and merchandise and have it delivered directly to their seats, or order via express pick up from their smartphone. Here's how they work:

#### EXPRESS PICK-UP

- Guest places order to a specific stand through the app and is directed to the express pick-up window at the associated stand. Guest scans a QR code at point of sale and order is fulfilled in-the-moment.
- Service is free of charge, but requires credit card payment through the app.
- Service is available at all 28 concession stands, with the exception of frozen yogurt.

#### IN-SEAT DELIVERY

- Guest places order for in-seat delivery through the app; order is routed to a pre-determined stand for fulfillment. Guest will receive a notification when the order is placed, as well as an estimated wait time for delivery. When order is ready, food will be delivered via runner, and guest will receive a notification that the order is on its way. Once runner arrives to seat, guest will confirm order number using a confirmation screen on the mobile device; runner will check ID on any alcohol orders.
- Service carries a flat \$5 delivery fee on all orders, credit card payment required through the app.
- Service is available to all seats, but there is a limited menu for in-seat delivery: frankfurter, vegan dog, Bavarian pretzel, nachos, popcorn, candy, chips, peanuts, cracker jacks, bottled soda, bottled water, Gatorade, bottled beer, and wine.
- Select 49ers merchandise is also available for purchase through the app for in-seat delivery with a flat \$5 delivery fee.



## **SUSTAINABILITY**

In August 2014, Levi's® Stadium became the first professional football stadium to open with LEED Gold certification for new construction, the recognized standard for measuring sustainability for design and construction.

The stadium is designed to reduce energy demand and generate more electricity annually, via on-site photovoltaic (PV) systems, than is consumed during the 10 scheduled 49ers games each season.

### **SUSTAINABLE DESIGN ELEMENTS**

- NRG, the exclusive sustainable energy provider of the 49ers and the stadium, installed a number of state-of-the-art solar elements that account for 1,162 photovoltaic panels throughout the venue:
  - The NRG Solar Terrace, the venue's 27,000 square foot "green roof," is located atop the stadium's SAP Tower which houses a majority of the venue's 174 suites. This living roof features 16 species of vegetation native to the Bay Area to lower the building's cooling and heating needs by regulating ambient temperatures in SAP Tower. A portion of the roof is shaded by the solar panel canopy.
  - Three solar array-covered bridges, the NRG Energy Bridges, are the first of their kind in the NFL.
- Electrical vehicle charging stations (NRG EV Charging Stations) are located on the west side of the stadium to power maintenance and operations electrical vehicles year-round. NRG is currently building the nation's first comprehensive, privately funded electric vehicle charging network and the charging stations are available to Levi's® Stadium guests on event days.
- Low-flow plumbing fixtures such as toilets, urinals and sinks use 40 percent less water than conventional fixtures. On top of low-flow water fixtures, the stadium uses 85 percent reclaimed water for flush fixtures in addition to irrigating landscape and the playing field -- a standard within the sports and entertainment venue industry.
- New for 2015, the playing field is surrounded by a 23,000-square foot artificial turf track that reduces watering needs by approximately 20 percent and reduces the amount of natural grass needed for each field resurfacing.
- The stadium's sustainable initiatives also include public transit access (Caltrain, ACE & Capitol Corridor - VTA, Amtrack), convenient bicycle parking and a walking path from the San Tomas Creek Trail.
- Construction materials utilized contained more than 40 percent recycled content overall, based on cost. More than 75 percent of construction waste was recycled and diverted from landfills.





## SUSTAINABLE STADIUM OPERATIONS PROGRAMS

- **The Recycled Water Program** is setting a new standard for stadiums. Recycled water accounts for about 85 percent of all water used in Levi's® Stadium and is used for playing field irrigation, the "green roof", flushing toilets, and cooling tower make-up water. Other stadiums in the U.S. are plumbed for recycled water use, but none are using it to the extent and in the myriad of ways as Levi's® Stadium.
- **The Solid Waste Management Reduction Program** is a comprehensive waste diversion program that is striving for net-zero landfill. All garbage, recycling and compostable materials from inside the venue and the surrounding parking areas are sorted on-site and placed into compactors to be processed.
- **The Building Management System** allows the venue to conserve energy usage through HVAC monitoring, lighting distribution and the use of automatic sensors.
- **The Energy Metering & Benchmarking Program** utilizes a comprehensive, live-time electrical metering building management system, that allows the stadium to load-shed as needed through the use of motion sensors.
- **The Preventative Maintenance Program** will track all equipment and systems to enact their manufacturer's recommendations and scheduled preventative plans.
- **The Ongoing Commissioning Program** ensures that the venue will operate under the LEED existing building guidelines for new projects and build outs.
- **The Green Cleaning Program** ensures that the janitorial contractor, ABM, uses sustainable green certified products for all cleaning essentials and equipment.
- **The Sustainable Purchasing Program** for ongoing consumables, foodstuffs, durable goods ensures that local, organic, recycled and compostable items will be purchased from vendors.
- **The Integrated Pest Management Program** uses green pest eradication products.
- **The Indoor Air Quality Management Program** consists of perpetual monitoring of indoor air quality based on the LEED approved HVAC system.
- **The Landscape Management Program** includes using native, drought-resistant plants that will be hydrated with 100 percent recycled water.
- **The Exterior Hardscape Management Program** utilizes cleaning equipment when washing the exterior skin of the building and sidewalks. All organic materials collected will be composted.





## FAN EXPERIENCE OVERVIEW

Levi's® Stadium delivers an unparalleled game day experience to fans and does so in a multitude of ways.

### STADIUM DESIGN

- Featuring over 45,000 seats, Levi's® Stadium's lower bowl is one of the largest in the NFL (roughly two-thirds stadium capacity). The seating is designed this way to bring the majority of fans closer to the field.
- The design also eliminates the traditional club mezzanine level, which brings fans sitting in the upper deck lower to the field.
- The location of Levi's® Stadium offers convenience to patrons in both access and parking. There are 13 freeway interchanges located near the stadium's site, which means fans have ample access points to get on the freeway.
- There are 25,000 parking spaces located within a short walking distance from the stadium. Tailgating is an integral part of the game day experience in Santa Clara and Levi's® Stadium provides the most diverse tailgating lineup in the NFL with free access to the multi-faceted Faithful Mile presented by Safeway, the all-inclusive Red Zone Rally at Great America Pavilion and the upscale, members-only Michael Mina Tailgate located within the Bourbon Steak and Bourbon Pub restaurants.

### LEVI'S® STADIUM FEATURES

#### PLAZAS

- The first level of the stadium features open pedestrian plazas, retail and community space, a team store, the 49ers Museum presented by Sony and Edward J. DeBartolo, Sr. 49ers Hall of Fame, the Visa Box Office, Michael Mina's Bourbon Steak and Bourbon Pub restaurants (home of Michael Mina's Tailgate) and more.
- The main entry, Intel Plaza at the northwest corner of the Stadium, will be open to the public year-round and provide direct access to the Levi's® Stadium Fanwalk and the 49ers Team Store. In the northeast corner, Toyota Plaza will be the main entry for guests of Michael Mina's Bourbon Steak & Bourbon Pub restaurants and the 49ers Museum presented by Sony. Dignity Health Plaza at the southwest corner of the Stadium is another primary entry gate for fans on event days.

#### CONCOURSE

- Concourses at Levi's® Stadium are among the widest in the NFL and have more than 600 individual concessions points of sale, allowing for easy pedestrian access and creating a more pleasant, less congested atmosphere around vendors.
- Concourses also feature open field views so fans can watch the game even while they purchase refreshments.

#### PARTY DECKS

- Expansive party decks featuring both concessions and specialty food and beverage stands are located under each scoreboard. The Pepsi Fan Deck above the north end zone and Bud Light Patio above the south end zone are available year-round and offer a unique stage for many types of events.



# SAN FRANCISCO 49ERS







## THE 49ERS MUSEUM PRESENTED BY SONY

The Museum is open daily, with specialized hours designated for the game-day experience. Visit [www.LevisStadium.com/Museum](http://www.LevisStadium.com/Museum) for more info, or contact [museum@49ers.com](mailto:museum@49ers.com).

### ADMISSION

- Museum Ticket: \$15 - Adults, \$10 - Children (5-12), Seniors, Military, Santa Clara residents
- Public Guided Stadium Tour + Museum: \$35 - Adults; \$30 - Children (5-12), Seniors, Military, Santa Clara residents
- Museum admission free to all students via field trips

### HOURS

- Monday through Saturday: 10 a.m. - 6 p.m., Sunday: 10 a.m. - 5 p.m. (hours subject to change)
- Event Days:
  - Museum opens when gates open to public and close 30 minutes prior to beginning of game (hours and costs subject to change)
  - Discounted prices will apply
  - Museum entry is only for guests possessing an event ticket

Featuring 11 unique gallery and exhibit spaces, the 49ers Museum presented by Sony is a 20,000 square foot facility dedicated to the 49ers past, present and future. The Museum is dedicated to its values of education, innovation and heritage and is committed to serving as an exciting, engaging home for fans of all ages.

## MUSEUM GALLERIES

### TRENDING

Step into our “You are a Niner” augmented reality experience to take your place beside current and former players or take in our Trending display, which features information about the team's recent success, what's happening in the Museum and recently curated artifacts.

### MORABITO THEATER

Inside the theater—which seats 100, and features a 50 feet by 18 feet screen and Sony 4K technology—you'll be inspired by the story of the 49ers told through film.

### EDWARD J. DeBARTOLO, SR. 49ERS HALL OF FAME

Stand next to and around life-sized statues of the 49ers 26 Hall of Famers in their signature poses. Snap a photo next to coach Bill Walsh and Joe Montana or put yourself in the huddle with the Million Dollar Backfield.

### TEAM

In the Team Gallery, you will hear first-person stories from 49ers alumni about everything from nicknames and practical jokes to what it was like to play for the team. You'll also find an interactive database that will allow visitors to find information on every person that ever wore a 49ers uniform.

### BILL WALSH INNOVATION

A homage to one of the most influential people the NFL has ever known, this re-creation of coach Walsh's Redwood City office serves as both a treasure trove of artifacts and the home of a signature film on coach Walsh as told from the eyes of players, friends and others. Also located in this space, the Bill Walsh Coaching Universe is an interactive exhibit that illuminates the coach's vast impact on the coaching ranks of professional football.

### HERITAGE

The Heritage Gallery is an era-by-era experience made up of historical items, stories, interactive exhibits and one-of-a-kind artifacts. Spanning the years from 1946 to the present day, guests will leave the Heritage Gallery with a deep appreciation for the history and tradition that are so important to the 49ers organization.

### SPIRIT

The 49ers have long been known as innovators when it comes to the fan experience. Here, guests can take in the history behind the team's mascots, in-game entertainment and other joyful elements of football. A feature film is on display featuring fans, players and others talking about the 49ers significance to them.

### DENISE DeBARTOLO YORK EDUCATION CENTER

The pillar around which the 49ers industry-leading education program is built, this state-of-the-art classroom serves more than 30,000 Bay Area children annually and also offers content on how the 49ers impact the community in many positive ways.

### IN THE GAME

Get ready to engage with the game of football. In the Game offers multiple interactive challenges and exhibits, including a passing and kicking simulator. Be the Broadcaster—a real-life booth where fans can call the team's most iconic plays—and the Gridiron Challenge, a series of gesture-based challenges that bring out the athlete, cheerleader, uniform designer and touchdown scorer in everyone.

### SUPER BOWLS

The home to the 49ers five Lombardi Trophies and the rings associated with each championship is each guest's last stop in the Museum. Enjoy the photo opportunity while you take in yet another feature film on what it was like to be a part of 49ers history.







## THE DENISE DeBARTOLO YORK EDUCATION CENTER

The Denise DeBartolo York Education Center, located inside The 49ers Museum presented by Sony, is committed to education and innovation and is extremely proud of the educational program that already served more than 30,000 Bay Area children in its first year. The program is unique in many ways, but perhaps the most compelling is the fact that the program is completely free to the end user. The 49ers pay for transportation, admission, supplies and everything else associated with visits to the Museum. This program is not only unrivaled in the NFL, but in all of professional sports.

### INSPIRE THROUGH EDUCATION

Housed in the Denise DeBartolo York Education Center, the 49ers Museum's Education Program provides learning platforms that connect, inspire, and engage students in grades K-8. Our program uses football as a platform for:

- Teaching content-rich lessons in Science, Technology, Engineering and Mathematics (STEM)
- Ingraining invaluable life skills.
- Encouraging physical activity.

### THE CURRICULUM

As the first professional sports organization to embrace the STEM learning concepts for youth, the 49ers Museum is constantly evolving and enhancing students' experiences to reflect the most current concepts that support classroom learning. By working closely with a board of local advisory educational partners, all programs have been specially aligned to state Common Core and Next Generation Science standards that support leading instructional practices. Additionally, the Museum's education program curricula:

- Aligns to National & California Common Core and Next Generation Science Standards.
- Engages students in a variety of technology-rich learning experiences that are student-centered and can be adapted to various development levels and learning audiences.
- Integrates STEM learning through project-based activities that transfer student knowledge and skills to real-world problems.
- Aligns to 21st Century Learning Skills (Critical Thinking, Problem-Solving, Communication, Collaboration and Creativity).
- Increases student motivation for learning and enhances student understanding of STEM concepts.



## CUSTOMIZABLE FEATURES

A field trip to the 49ers Museum presented by Sony complements and reinforces existing school curriculum in many ways. By offering hands-on, project-based learning in a dynamic and technological environment, the education program will allow students to use leading edge, technological tools and techniques, challenging them to reach new heights.

## THE EXPERIENCE

Students that participate in the Museum's education program receive an engaging, well-rounded experience. It includes:

### LEVI'S® STADIUM TOUR

- Students tour and learn about how the stadium is a showcase for technology innovation and environmental sustainability.

### GUIDED MUSEUM EXPLORATION

- Students experience the 49ers history and the game of football through an interactive experience built on innovative technology.

### GRADE-SPECIFIC, PROJECT-BASED LESSONS

- Students are challenged to work both independently and in teams to understand concepts related to STEM and to build, engage and understand.



## LEVI'S® STADIUM CULINARY EXPERIENCE

Levi's® Stadium features Centerplate as their food vendor for concessions, clubs, suites, and private events. Centerplate is able to provide the most scratch-cooking, has the most live-fire kitchens (25), and has the most pizza ovens (15 total: 11 Wood Stone and 4 brick) of any stadium in the world.

### LEVI'S® STADIUM IS TAKING CLASSIC FAN FAVORITES TO A NEW LEVEL

#### Franks are Nitrate-, Hormone-, & Antibiotic-Free

- Naturally smoked, nitrate-free, hormone-free, and antibiotic-free franks are steamed in a broth of local tomatoes
- Served on a custom-made bun from Le Boulanger

#### Custom Burger Blend

- Burger is a juicy and flavorful blend of brisket, short rib, and chuck
- Served on a custom-made bun from Le Boulanger with tomato, lettuce and garlic aioli
- Cheeseburger with Northern California medium cheddar

#### Oven Fired Pizzas

- Pizzas are made with fresh tomatoes and mozzarella in a gas-fired Wood Stone pizza oven providing a delicious crispy crust

#### Fresh and Local Nachos

- Tortilla chips delivered fresh from Ozuna foods in Sunnyvale
- Topped with house recipe nacho cheese sauce, fresh local cotija cheese and topped with sliced red jalapeño peppers

### LEVI'S® STADIUM OFFERS BEST IN CLASS DIVERSITY OF FOOD AND BEVERAGE OFFERINGS

#### Diverse Food Selection Reflective of the Bay Area

- More than 180 different menu items with a focus on ethnic diversity and healthy options including curry dishes, fresh seafood items, panini sandwiches, and Mexican tortas
- Some highlights include:
  - **Barbeque sandwiches** with house-smoked pork
  - **Asian barbeque rice bowl**
  - **Clam Chowder** in a La Boulanger bread bowl

#### Most Vegan and Vegetarian Options in NFL

- More vegan and veggie dishes than any other NFL stadium
- At least one vegan item at every permanent food outlet in the stadium

#### Thirty Varieties of Craft Beer

- The Tap Room, located on the main concourse at the 50-yard line, features:
- 40 assorted craft beer varieties
- Seasonal local craft beers on tap
- 2 California keg wine varietals on tap

### LEVI'S® STADIUM FOOD AND BEVERAGE PROGRAM IS CENTERED AROUND LOCAL INITIATIVES

#### Local Sourcing and Community Engagement

- 85 percent of food suppliers are located in California
- 100 percent of wine (15+ wines) produced by California wineries
- Gilroy Garlic Fries are available everywhere fries are sold
- CP partnering with Mission College Culinary Program and culinary colleges from the Bay Area and Sacramento to provide mentoring and menu development training

#### Focus on Sustainable Processes

- 100 percent of all F&B packaging and service-ware is recyclable, compostable or biodegradable
- 100 percent of seafood menu items are certified by the Marine Stewardship Council (MSC recognizes and rewards sustainable fishing practices)

#### Innovative Food Preparation and Service Processes

- Levi's® Stadium has best-in-class live-fire kitchen capacity, providing the ability to feed fans more freshly prepared, locally-sourced food, everywhere in the stadium
- More than 800 POS in stadium providing faster service and shorter lines
- More than 600 F&B POS

### OTHER MENU HIGHLIGHTS AT LEVI'S® STADIUM INCLUDE:

#### Items New to Centerplate

- Fresh Dungeness crab sandwich grilled on sour dough bread
- Pulled pork nachos and seafood nachos
- Chicken and waffle, Buffalo chicken, Grilled Chicken sandwiches
- Barbecue chicken pizza
- Ice cream stands featuring local ice cream vendors


### OTHER MENU HIGHLIGHTS AT LEVI'S® STADIUM INCLUDE:

- Centerplate offers 32 vegan items, including:
  - JackFruit BBQ pulled sandwich house-smoked in California almond and hickory wood
  - Nopales Torta authentic layered Mexican sandwich
  - Vegan Ribollita vegetable stew with Arborio rice and organic kale





## MICHAEL MINA'S BOURBON STEAK AND BOURBON PUB



### BOURBON STEAK

SANTA CLARA

From award-winning chef Michael Mina, Bourbon Steak and Bourbon Pub offer three unique experiences in one state-of-the-art venue: a modern American steakhouse, a relaxed pub with reinvented pub menu, and a large tailgate event space. Bourbon Steak and Bourbon Pub are open to the public year-round, with Bourbon Pub open for lunch and dinner and Bourbon Steak open for dinner only. A variety of private dining options are available including premium Luxury Lofts and the versatile tailgate as well as full restaurant buyouts.



### BOURBON PUB

On 49ers home game days, Bourbon Steak and Bourbon Pub host Michael Mina's Tailgate, an exclusive, members-only experience tailor-made for 49ers season ticket holders consisting of an upscale, game-themed menu and specialty cocktails featuring celebrity guest chefs. Guests interested in becoming a Michael Mina's Tailgate member should contact a sales consultant at 415-GO49ERS, extension #6. The restaurants are on the ground floor of Levi's® Stadium on Tasman Drive, adjacent to the Museum, Tours Center and Retail store. For more information, visit [bourbonsteakandpub.com](http://bourbonsteakandpub.com) and [www.levisstadium.com/michael-minas-tailgate/](http://www.levisstadium.com/michael-minas-tailgate/).



#### Hours of Operation

##### Bourbon Pub:

Monday - Thursday - 11:30 a.m. - 9:00 p.m.  
Friday/Saturday - 11:30 a.m. - 9:30 p.m.

##### Bourbon Steak:

Monday - Saturday 5:00 p.m. - 9:00 p.m.  
Sunday - Closed

\*Bourbon Pub is always open on game days as the Official Away Game Watching Party for 49ers away games

\*Bourbon Steak is closed on Mondays in the off-season





## 49ERS TEAM STORE

### 49ERS TEAM STORE

The 49ers have three team stores for all your retail needs.

The 49ers Team Store at Levi's® Stadium is open to the public on non-event days where you can purchase 49ers merchandise. The team store is located in the Intel Gate A plaza. The hours are:

- Monday - Saturday (In-Season): 10:00am - 6:00pm.
- Monday - Saturday (Off-Season): 10:00am - 6:00pm.
- Sunday (all year): 10:00 a.m. - 5:00 p.m.

On event days, the following Retail locations are located throughout the Stadium to purchase 49ers merchandise:

### Level 100

Game Day Store: Inside Brocade Club

### 200 Plaza Level

**Main Team Store - Intel Gate A**

Kiosks (2): Gate B Atrium (North), Gate B Atrium (South)

### 200 Plaza Level-Dignity Health Plaza

Kiosk

### Lower Level Concourse (300 Level)

Store: Between Sections 106-107 (Outer Concourse)

Stores (2): Section 130

Kiosks (3): Between Sections 120-121, 109-110, 106-107

### United Club (300 Level)

Game Day Store: Section 135

### Upper Level Concourse (700 Level)

Stores (2): Section 305, 324

Kiosks (2): Section 310, 316

### Faithful Mile

Kiosks (3)





## **LEVI'S® STADIUM SUPER BOWL 50 EXPERIENCE**

In an effort to celebrate the spirit of Super Bowl 50 all season long in the host venue, the Levi's® Stadium Tour Program has been re-imagined for the 2015 season as the Levi's® Stadium Super Bowl 50 Experience and will be available to guests throughout the 49ers season. The guided portion of the program has partnered with Magic Memories to capture each guest's experience in full color as the tour weaves through the stadium seating bowl, suite tower, the Super Bowl 50 NFC locker room, club spaces and, for the first time, will conclude on the Super Bowl 50 field with the option to run through the Super Bowl 50 NFC tunnel like the pros. The tour tells the story of the Super Bowl from inception to the present-day cultural phenomenon it is today. The five 49ers Super Bowl victories are highlighted with vintage photographs, artifacts and storytelling throughout the Experience. Guests can also preview all of the activations planned for the stadium and the greater Bay Area in the months leading up to Super Bowl 50. The Experience continues into the 49ers Museum presented by Sony, which provides fans with a self-guided, immersive look back in time that puts them shoulder-to-shoulder with bronze life-size statues of 49ers Hall of Famers, the franchise's five Lombardi trophies and their accompanying Super Bowl rings. A brand-new Super Bowl exhibit has also been added to the museum with artifacts that span the first 49 Super Bowls.

Both public and private Levi's® Stadium Super Bowl Experiences are available through early January 2016 from 10:00 a.m. – 6:00 p.m. on Mondays – Saturdays (with the last tour leaving at 3:30 p.m.) and from 10:00 a.m. – 5:00 p.m. on Sundays (with the last tour leaving at 2:30 p.m.), rain or shine, except for certain unavailable dates. Tours depart from Intel Gate A and the guided portion lasts approximately 90 minutes, with a minimum of 60 minutes suggested for the self-guided portion. Fans should call 415-Go-49ers or visit [LevisStadium.com](http://LevisStadium.com) for more information and to confirm unavailable tour dates.

### **LEVI'S® STADIUM SUPER BOWL EXPERIENCE PRICES**

- Adults: \$50
- Children (5-12), Senior, Military, Santa Clara Resident (with valid ID), Partners, Suite and SBL Members: \$45
- Groups of 10 or more: \$40

## CLUB & SUITE OVERVIEW

### CLUBS

There are 10 premium club areas located throughout Levi's® Stadium. Only ticketed guests with proper access are allowed into the clubs. These clubs remain open for approximately one hour following the end of the event.

Of the 10 different club spaces in Levi's® Stadium, six are traditional and four are suite-based.


- Traditional Club Spaces (club ticket based) are accessed by the 9,000 club seats in the stadium:
  - BNY Mellon Club East
  - BNY Mellon Club West
  - Brocade Club
  - Levi's® 501® Club
  - United Club
  - Yahoo Fantasy Football Lounge
- Suite-based Club Spaces are accessed by approximately 70 suites on the 500 level horseshoe:
  - Citrix Owners Club
  - Trophy Club North
  - Trophy Club South
- NRG Solar Terrace is accessible for all executive suite-lease holders in the Main Suite Tower and by all NRG Sky Suite patrons.

### SUITES


Luxury Suites at Levi's® Stadium provide the finest premium seating opportunities at the world's top sporting venue including fully upholstered theater seating, incredible sightlines, multiple flat screen monitors, Internet access and upscale catering. Fans interested in learning more about the suite rental options at Levi's® Stadium can visit [www.LevisStadium.com/suite-rentals](http://www.LevisStadium.com/suite-rentals).

### EVENT RENTALS

Levi's® Stadium has more than 400,000 square feet of luxurious and versatile event space with upscale catering, multiple entertainment options, and world-class hospitality. Levi's® Stadium is perfect for any style of event, with unique spaces and a dedicated event management team who will ensure that all guest expectations and requests are met. The venue hosted more than 250 private events in its first year of operations, including corporate meetings, corporate receptions, weddings, birthday parties, banquets, fundraisers and proms. For more information please contact: [specialevents@levisstadium.com](mailto:specialevents@levisstadium.com) or call 415-Go-49ers.







## LEVI'S® STADIUM ART COLLECTION

The Art Collection at Levi's® Stadium is home to over 200 original pieces and more than 500 photographs. The museum-quality artwork featured is comprised of mixed mediums such as acrylic, charcoal, enamel, oil, pastel, pen and ink, stencil, metals and sculptures. Of the 23 original artists showcased, 20 hail locally from California. The photographs in the collection are from the archives of the 49ers and their esteemed group of team photographers, as well as from the San Francisco Chronicle and many local libraries and historic centers.

The Art Collection at Levi's® Stadium celebrates the 49ers legendary history, the organization's current success and the vibrant culture of the greater San Francisco Bay Area. No other multi-use stadium contains the quantity and scope of original artwork that this collection has procured. The galleries highlight diverse, local artists and include pieces that have personal ties to the 49ers organization.

The 49ers are thrilled to present a collection that enhances the building by creating a fully integrated visual experience. Guests encounter larger than life portraits of 49ers greats, alongside charcoal sketches that celebrate notable regional figures such as Steinbeck and Kerouac. Visitors may marvel over pieces from the Ranchos of the Santa Clara Valley and the timeless psychedelics of the storied Fillmore Music Hall. The collection has been crafted to engage and provoke everyone from the casual fan to the art aficionado.

The Art Collection at Levi's® Stadium was curated in partnership with Sports & the Arts (SATA).



## PUBLIC TRANSIT AND PARKING

### PUBLIC TRANSPORTATION

Guests are encouraged to take public transportation. For additional information regarding public transportation, visit [www.levisstadium.com](http://www.levisstadium.com) or any of the following websites listed below:

#### Valley Transportation Authority (VTA)

VTA provides buses and light rail transportation in the greater San Jose area reaching Mountain View, Cupertino, and Sunnyvale.

VTA buses will drop off guests in two locations:

- Intersection of Tasman Drive and Great America Parkway
- Intersection of Tasman Drive and Calle Del Sol

VTA light rail trains will drop off and pick up at the Great America Station located north of the stadium. For more information please visit [www.vta.org](http://www.vta.org), or call 408-321-2300.

#### Altamont Corridor Express (ACE)

ACE Trains provide services to Levi's® Stadium from Stockton, Lathrop/Manteca, Tracy, Vasco, Livermore, Pleasanton and Fremont. For more information please visit [www.acerail.com](http://www.acerail.com) or call 209-944-6220.

#### Capitol Corridor

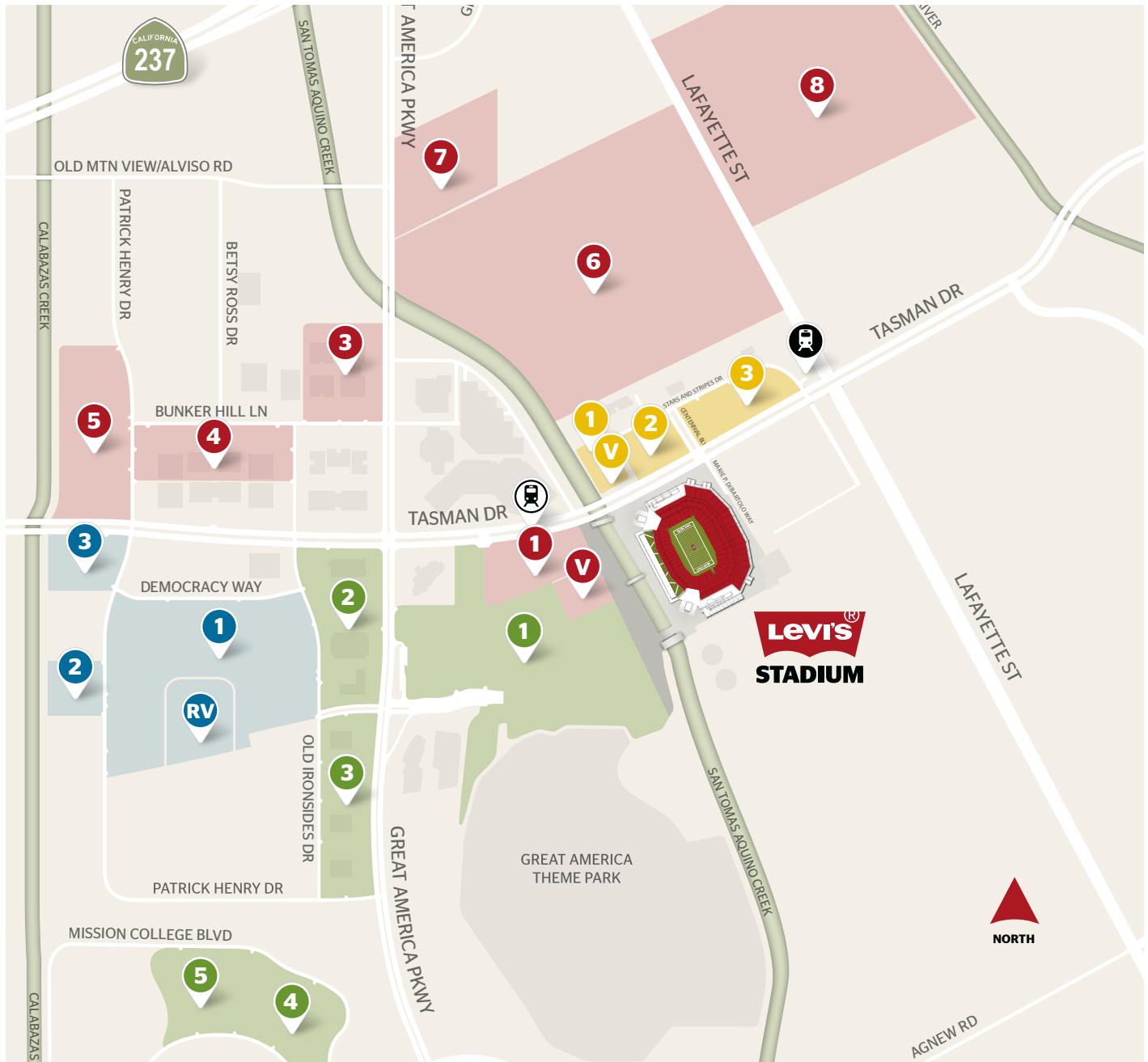
Capitol Trains provides services to Levi's® Stadium from Auburn, Rocklin, Roseville, Sacramento, Davis, Suisun/Fairfield, Martinez, Richmond, Berkeley, Emeryville, Oakland, Hayward, and Fremont/Centerville. For more information please visit [www.capitolcorridor.org](http://www.capitolcorridor.org), or call 877-974-3322.

#### Caltrain

Caltrain provides services from San Francisco to South San Jose with stops all along the peninsula. On event day, Caltrain transports passengers from all locations to connect with VTA Light Rail Trains or buses at the Mountain View Transit Center, located at Evelyn Avenue and Castro Street. For more information please visit [www.caltrain.com](http://www.caltrain.com), or call 1 (800) 660-4287.







**TAILGATING WITH OPEN FLAME PERMITTED**  
NO GLASS CONTAINERS PERMITTED

- V** Premium Red Lot VIP
- 1** Premium Red Lot 1
- 3** Premium Red Lot 3
- 1** Premium Green Lot 1
- 2** Premium Green Lot 2
- 4** Green Lot 4
- 1** Blue Lot 1
- RV** RV Blue Lot 2
- 2** Premium Yellow Lot 2
- 3** Premium Yellow Lot 3



**TAILGATING NOT PERMITTED IN THIS LOT**  
NO GLASS CONTAINERS PERMITTED

- 4** Red Lot 4
- 5** Red Lot 5
- 7** Red Lot 7
- 3** Green Lot 3
- 5** Green Lot 5
- 2** Blue Lot 2
- 3** Blue Lot 3
- V** Premium Yellow Lot VIP
- 1** Premium Yellow Lot 1

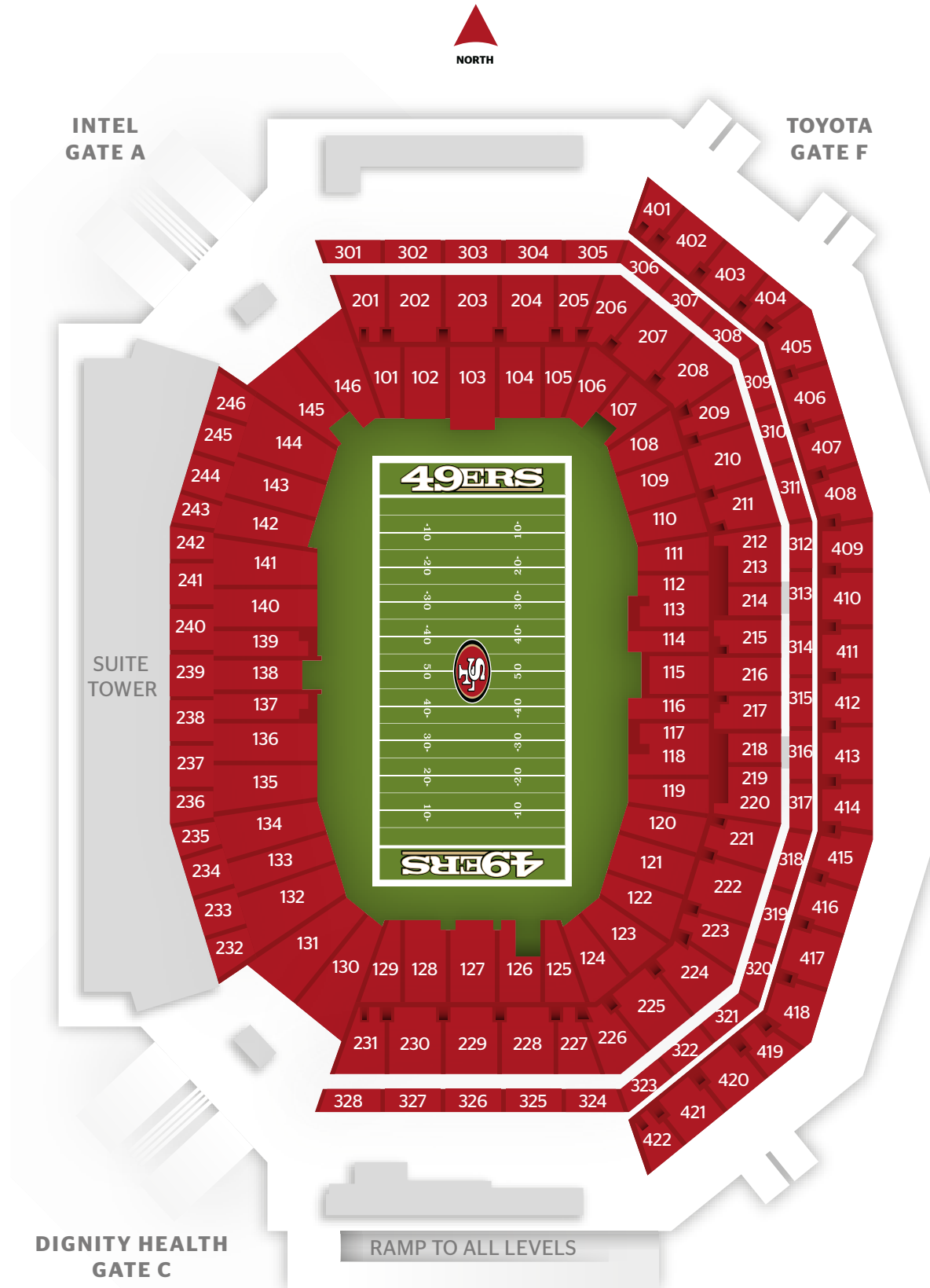


**TAILGATING RESTRICTED - NO OPEN FLAME**  
NO GLASS CONTAINERS PERMITTED

- 6** Red Lot 6
- 8** Red Lot 8



# SAN FRANCISCO 49ERS



## LEVI'S® STADIUM 2015-16 SCHEDULE (AS OF JULY 27, 2015)

AUGUST 14 & 15	Taylor Swift: 1989 Tour	OCTOBER 22	 VS 
AUGUST 23	 VS 	NOVEMBER 8	 VS 
AUGUST 29	Luke Bryan: Kick Up The Dust Tour	NOVEMBER 29	 VS 
SEPTEMBER 3	 VS 	DECEMBER 5	2015 Pac-12 Football Championship Game
SEPTEMBER 14	 VS 	DECEMBER 26	Foster Farms Bowl
SEPTEMBER 18	Friday Night Lights	DECEMBER 20	 VS 
OCTOBER 4	 VS 	JANUARY 3	 VS 
OCTOBER 18	 VS 	FEBRUARY 7	Super Bowl 50





# JIM TOMSULA

## HEAD COACH

9TH NFL SEASON

9TH WITH 49ERS

Jim Tomsula was named the 19th head coach of the San Francisco 49ers on January 14, 2015, after spending the past eight seasons as the team's defensive line coach. Tomsula also served as San Francisco's interim head coach for the final game of the 2010 season, a 38-7 victory over the Arizona Cardinals.

Tomsula has coached 31 seasons of football at the high school, college and professional levels since the fall of 1989, including eight (2007-14) with the 49ers since being named San Francisco's defensive line coach in 2007.

During his 49ers tenure, Tomsula has been instrumental in developing one of the most dominant defenses in the NFL. Since 2007, the 49ers rank fourth in the league in rushing yards allowed per game (98.4) and second in rushing average (3.72). San Francisco's defense also ranks third in the NFL in points per game allowed (19.4) and fourth in yards per game allowed (320.9). In 2011, San Francisco set the NFL record by not allowing a rushing touchdown in their first 14 games of the season. The team surrendered just three rushing touchdowns all year, the fewest allowed in the NFL since the league went to a 16-game schedule in 1978.

### TOMSULA'S GOLDEN NUGGETS

- Tomsula volunteers his time at "Football Camp for the Stars," which is primarily for athletes with Down Syndrome who love football. Athletes learn the fundamentals of football that put them in the middle of the action, resulting in an authentic football experience.
- The 49ers run defense has ranked in the top 7 in rushing yards per game allowed every year since 2009.
- In 2011, San Francisco set the NFL record by not allowing a rushing touchdown in their first 14 games of the season.
- Served as the defensive coordinator for the Berlin Thunder in 2004, winning the NFL Europe World Bowl Championship.



Under Tomsula's tutelage, DT Justin Smith was named to five consecutive Pro Bowls (2009-13) and earned All-Pro honors in 2011, 2012 and 2013. Despite being the fourth overall pick in the 2001 NFL Draft, Smith had never been selected to either team prior to working with Tomsula. Other players who have prospered under Tomsula's direction are LB Ahmad Brooks, DL Glenn Dorsey, LB Aldon Smith and NT Ian Williams, as well as former 49ers DT Isaac Sopoaga and DT Ricky Jean Francois.

Tomsula joined the 49ers after enjoying one of the most successful stints in NFL Europe history. Prior to being named the head coach of the Rhein Fire in 2006, which made him the youngest head coach in NFLE history at age 38. Tomsula served as the Berlin Thunder's defensive coordinator for two seasons, winning World Bowl XII in his first season with a defense that ranked first in the NFLE against the run.

Tomsula joined the NFLE in 1998 as the defensive line coach of the England Monarchs. He then went on to serve in the same capacity for five seasons with the Scottish Claymores, where he established a reputation for producing some of the league's most dominant lines. He also played a leading role in mentoring and teaching young talent in the league's National Player Development program.



# SAN FRANCISCO 49ERS

Between NFL Europe seasons, Tomsula spent each fall as a member of Division II Catawba College's coaching staff, since coaching in the NFL was not a year-round position. He had been a defensive lineman at Catawba College in Salisbury, NC, after transferring from Middle Tennessee State.

Tomsula's coaching career began with great uncertainty, but his desire to coach the game was steadfast. In 1989, Tomsula began his coaching career as an assistant at his alma mater following a career-ending knee injury. The following season, he went on to coach the defensive line at Woodland Hills (PA) High School. After spending the next two years out of coaching to provide for his family as a medical equipment sales rep with Thera-Kinetics, Tomsula landed a position as an assistant on the Charleston Southern University coaching staff (1992-95). He would once again spend two seasons out of coaching, as he returned to his hometown of Pittsburgh, PA, to serve as a sales representative with Cisco Foods. Urged by his family to continue his dream of coaching football, Tomsula returned to the coaching ranks in 1997 as the volunteer assistant defensive line coach at Catawba.

He and his wife, Julie, have two daughters, Britney and Brooke, and a son, Bear.



## TOMSULA'S BACKGROUND

<b>YEARS</b>	<b>COACHING BACKGROUND</b>	<b>HEAD COACH</b>
2015-present	Head Coach, San Francisco 49ers	---
2011-14	Defensive Line, San Francisco 49ers	Jim Harbaugh
2010	Interim Head Coach, San Francisco 49ers	---
2007-10	Defensive Line, San Francisco 49ers	Mike Singletary/Mike Nolan
2004-05	Asst. Head Coach/Defensive Coordinator/Linebackers, Catawba College	Chip Hester
2002-03	Asst. Head Coach/Defensive Coordinator/Defensive Line, Catawba College	Chip Hester
2001	Asst. Head Coach/Defensive Line/Linebackers/Strength & Conditioning, Catawba College	David Bennett
1998-99	Defensive Line/Outside Linebackers/Special Teams, Catawba College	David Bennett
1997	Defensive Line, Catawba College	David Bennett
1992-95	Linebackers/Defensive Line/Strength and Conditioning Coordinator, Charleston Southern	David Dowd
1990	Defensive Line, Woodland Hills (PA) High School	George Novak
1989	Strength and Conditioning Coordinator/Defensive Line, Catawba College	Bill Mauldin
1987-88	*Defensive Lineman, Catawba College	Bill Mauldin
1985	*Defensive Lineman, Middle Tennessee State	Boots Donnelly

\* Player

## TOMSULA'S NFL EUROPE BACKGROUND

<b>YEARS</b>	<b>COACHING BACKGROUND</b>	<b>HEAD COACH</b>
2006	Head Coach, Rhein Fire	---
2005	Defensive Coordinator, Berlin Thunder	Rick Lantz
2004	Defensive Coordinator/Special Teams, Berlin Thunder	Rick Lantz
2001-03	Defensive Line/Special Teams, Scottish Claymores	Gene Dahlquist
1999-2000	Defensive Line/Outside Linebackers/Special Teams, Scottish Claymores	Jim Criner
1998	Defensive Line/Special Teams, England Monarchs	Lionel Taylor

## ALL-TIME 49ERS HEAD COACHING RECORDS

### REGULAR SEASON

COACH	SEASONS	YEARS	WINS	LOSSES	TIES	WIN PCT.
Lawrence Shaw	9	1946–54	71	39	4	.640
Norman Strader	1	1955	4	8	0	.333
Frank Albert	3	1956–58	19	16	1	.542
Howard Hickey*	5	1959–63	27	27	1	.500
Jack Christiansen*	5	1963–67	26	38	3	.411
Dick Nolan	8	1968–75	54	53	5	.504
Monte Clark	1	1976	8	6	0	.571
Ken Meyer	1	1977	5	9	0	.357
Pete McCulley#	1	1978	1	8	0	.111
Fred O'Connor#	1	1978	1	6	0	.143
Bill Walsh	10	1979–88	92	59	1	.609
George Seifert	8	1989–96	98	30	0	.766
Steve Mariucci	6	1997–02	57	39	0	.594
Dennis Erickson	2	2003–04	9	23	0	.281
Mike Nolan %	4	2005–08	18	37	0	.327
Mike Singletary %	3	2008–10	18	22	0	.450
Jim Harbaugh	4	2011–14	43	19	1	.690
<b>Jim Tomsula&amp;</b>	<b>2</b>	<b>2010, 2015–Current</b>	<b>5</b>	<b>11</b>	<b>0</b>	<b>.313</b>

\*Hickey coached the first three games of '63, Christiansen coached the final 11.

#McCulley coached the first nine games of '78, O'Connor coached the final 7.

%Nolan coached the first seven games of '08, Singletary coached the final 9.

& Singletary coached the first 15 games of '10, Tomsula coached the final 1.

### POSTSEASON

COACH	SEASONS	YEARS	WINS	LOSSES	TIES	WIN PCT.
Lawrence Shaw	9	1946–54	1	1	0	.500
Frank Albert	3	1956–58	0	1	0	.000
Dick Nolan	8	1968–75	2	3	0	.400
Bill Walsh	10	1979–88	10	4	0	.714
George Seifert	8	1989–96	10	5	0	.667
Steve Mariucci	6	1997–02	3	4	0	.429
Jim Harbaugh	4	2011–14	5	3	0	.625

### PRESEASON

COACH	SEASONS	YEARS	WINS	LOSSES	TIES	WIN PCT.
Lawrence Shaw	9	1946–54	28	9	2	.766
Norman Strader	1	1955	5	1	0	.833
Frank Albert	3	1956–58	11	7	0	.611
Howard Hickey	5	1959–63	12	15	0	.444
Jack Christiansen	5	1963–67	5	14	1	.263
Dick Nolan	8	1968–75	15	32	1	.319
Monte Clark	1	1976	4	2	0	.667
Ken Meyer	1	1977	1	5	0	.167
Pete McCulley	1	1978	1	3	0	.250
Bill Walsh	10	1979–88	22	20	1	.524
George Seifert	8	1989–96	25	12	1	.676
Steve Mariucci	6	1997–02	10	14	0	.417
Dennis Erickson	2	2003–04	3	5	0	.375
Mike Nolan	4	2005–08	7	9	0	.438
Mike Singletary	2	2009–10	7	1	0	.875
Jim Harbaugh	4	2011–14	10	6	0	.625
<b>Jim Tomsula&amp;</b>	<b>2</b>	<b>2010, 2015–Current</b>	<b>2</b>	<b>2</b>	<b>0</b>	<b>.500</b>

### OPENING DAY GAMES

COACH	SEASONS	YEARS	WINS	LOSSES	TIES	WIN PCT.
Lawrence Shaw	9	1946–54	7	2	0	.778
Norman Strader	1	1955	0	1	0	.000
Frank Albert	3	1956–58	1	2	0	.333
Howard Hickey	5	1959–63	2	3	0	.400
Jack Christiansen	5	1963–67	2	1	1	.667
Dick Nolan	8	1968–75	3	5	0	.375
Monte Clark	1	1976	1	0	0	1.000
Ken Meyer	1	1977	0	1	0	.000
Pete McCulley	1	1978	0	1	0	.000
Bill Walsh	10	1979–88	4	6	0	.400
George Seifert	8	1989–96	7	1	0	.875
Steve Mariucci	6	1997–02	3	3	0	.500
Dennis Erickson	2	2003–04	1	1	0	.500
Mike Nolan	4	2005–08	2	2	0	.500
Mike Singletary	1	2009–10	1	1	0	.500
Jim Harbaugh	4	2011–14	4	0	0	1.000
<b>Jim Tomsula&amp;</b>	<b>2</b>	<b>2010, 2015–Current</b>	<b>1</b>	<b>0</b>	<b>0</b>	<b>1.000</b>



# GEEP CHRYST

## OFFENSIVE COORDINATOR

**23RD NFL SEASON**

**5TH WITH 49ERS**

Geep Chryst is in his fifth season with the 49ers and first as the offensive coordinator, having spent his first four years as the team's quarterbacks coach.

With 27 seasons of coaching experience, including 22 years in the NFL, Chryst joined the 49ers, in 2011 and has played a significant role in the development of QB Colin Kaepernick, which was evident when he became the starter in Week 11 of the 2012 season and led the team to an appearance in Super Bowl XLVII.

In 2014, Kaepernick set career highs in passing yards (3,369) and rushing yards (639). His 639 rushing yards set the franchise record for most rushing yards by a quarterback in a season. Kaepernick also tied the franchise record for most consecutive games with a touchdown pass (18 - Steve Young, 10/9/94-11/26/95).

During the 2013 season, Kaepernick led the team to its third consecutive NFC Championship Game appearance. Under Chryst's tutodship, Kaepernick ranked 10th in the NFL with a quarterback rating of 91.6, throwing for 21 touchdowns and only 8 interceptions.

The 2012 season showed Chryst's strengths and expertise as the teams quarterbacks coach in captializing on the strengths of the starting quarterback. Midway through the season, Kaepernick was named the team's starter. Chryst's quarterback duo of Kaepernick and Alex Smith, tied for the fewest interceptions in the NFL (8), ranked 4th in quarterback rating (101.2), and 4th in completion percentage (66.3).

In 2011, Chryst helped guide Smith to his best NFL season, setting career highs in passing yards (3,144), completions (273), and passer rating (90.7). He also set the franchise record for fewest interceptions thrown in a single-season with just five. Smith's five interceptions are tied for third in NFL history (min. 400 atts.) and his interception percentage of 1.1 also ranks third in NFL history (min. 400 atts.). Most importantly, he posted a 14-4 overall record as the starter, in 2011.

Chryst joined the 49ers in 2011 after five years as the tight ends coach/offensive quality control for the Carolina Panthers. In 2009, Chryst was part of an offensive coaching staff that helped the Panthers become the first team in the history of the NFL to garner two running backs with more than 1,100 yards rushing in the same season. His tight end unit also posted the most productive receiving season for Panthers tight ends in a decade that year.

Before joining Carolina in 2006, Chryst served as the Arizona Cardinals quarterbacks coach (2001-03) and San Diego Chargers offensive coordinator/quarterbacks coach (1999-2000). Chryst implemented the no-huddle offense in San Diego in 1999, which led to Jim Harbaugh enjoying the second-highest passing output (2,761 passing yards) of his 15-year career. The Chargers also completed the most passes (332) in 13 years with Chryst directing the offense and Harbaugh became the first quarterback in team history since Hall of Famer Dan Fouts to pass for 400 yards in a game, that year.

Chryst spent three seasons with the Cardinals, serving as the team's tight ends coach from 1996-97 before becoming the quarterbacks coach in 1998. He began his NFL coaching career with the Chicago Bears in 1991 as the director of research/quality control, a position he held until 1995. In the spring of 1992, Chryst, after being out of uniform for eight years, took a 15-day hiatus from the Bears to long snap in three playoff games for the short-handed Orlando Thunder of the World League. Interestingly, he had made his professional coaching debut with the Thunder in 1991, serving as the wide receivers/running backs coach.

Chryst began his coaching career at University of Wisconsin-Platteville in 1987 before moving over to the University of Wisconsin-Madison in 1988. Chryst then spent two years at the University of Wyoming, serving as the offensive line coach in 1989 and the quarterbacks coach in 1990.

A three-year starter at linebacker for Princeton University, Chryst also played baseball for two seasons for the Tigers. He earned a bachelor's degree in history from Princeton as well as a master's degree in educational administration from the University of Wisconsin.



## CHRYST'S BACKGROUND

<b>YEARS</b>	<b>COACHING BACKGROUND</b>	<b>HEAD COACH</b>
2015-current	Offensive Coordinator, San Francisco 49ers	Jim Tomsula
2011-14	Quarterbacks, San Francisco 49ers	Jim Harbaugh
2006-10	Tight Ends/Offensive Quality Control, Carolina Panthers	John Fox
2001-03	Quarterbacks, Arizona Cardinals	Dave McGinnis
1999-2000	Offensive Coordinator/Quarterbacks, San Diego Chargers	Mike Riley
1998	Quarterbacks, Arizona Cardinals	Vince Tobin
1996-97	Tight Ends, Arizona Cardinals	Vince Tobin
1991-95	Director of Research/Quality Control, Chicago Bears	Dave Wannstedt/Mike Ditka
1992	*Tight End/Longsnapper, Orlando Thunder (World League)	Galen Hall
1991	Wide Receivers/Running Backs, Orlando Thunder (World League)	Don Matthews
1990	Quarterbacks, University of Wyoming	Paul Roach
1989	Offensive Line, University of Wyoming	Paul Roach
1988	Graduate Assistant, University of Wisconsin	Don Morton
1987	Quarterbacks, University of Wisconsin-Platteville	George Chryst
1981-84	*Linebacker, Princeton University	Frank Navarro

\*Player



# ERIC MANGINI

## DEFENSIVE COORDINATOR

19TH NFL SEASON

3RD WITH 49ERS

Eric Mangini is in his third season with the 49ers and first as the defensive coordinator. A former two-time NFL head coach, Mangini spent the 2014 season as the tight ends coach and the 2013 season as the team's senior offensive consultant.

Mangini's wealth of football coaching experience, including stints as a head coach with the Cleveland Browns (2009-10) and New York Jets (2006-08), has been evident in his time with the team. In his 18 years as an NFL coach, he has been a part of seven playoff teams, including five division titles and three Super Bowl Championships. Prior to joining the 49ers, Mangini worked as an NFL analyst at ESPN from 2011-12.

As a NFL rookie head coach with the New York Jets in 2006, Mangini took a team that went 4-12 the previous season and directed it to a 10-6 regular season record and a playoff appearance. He was later recognized as AFC Coach of the Year by the Kansas City Committee of 101. Eight different Jets earned Pro Bowl honors over the three years that Mangini was head coach. Of the eight, three were drafted in Mangini's first two seasons with the team (C Nick Mangold, CB Darrelle Revis and KR Leon Washington), while four others (DT Kris Jenkins, QB Brett Favre, RB Thomas Jones and G Alan Faneca) were acquired while he was the head coach.

Prior to being named head coach of the Jets, Mangini spent six seasons with the New England Patriots as their defensive backs coach (2000-04) and defensive coordinator (2005), where he was part of three Super Bowl Championships. In Mangini's six seasons with the Patriots, the Patriots ranked fifth in interceptions (109) and second in interceptions returned for touchdowns (16). As the defensive coordinator in 2005, New England won 10 games and the AFC East despite having 45 different players make at least one start, an NFL record for a division champion.

Mangini served as a defensive assistant with the Jets from 1997-99, after spending 1996 as an offensive assistant with the Baltimore Ravens. He began his NFL coaching career with the Cleveland Browns as a coaches assistant in 1995, after serving as a ball boy and public relations intern with the team the previous year.

A native of Hartford, CT, Mangini played collegiately at Wesleyan University and graduated with a degree in political science. A nose tackle on the football team, Mangini still holds school records for single-season (11.5) and career (36.5) sacks.

A true philanthropist, Mangini has had a hand in helping out his community everywhere he has coached. In 2002, he along with his brother, Kyle, founded the Carmine & Frank Mangini (CFM) Foundation to benefit under-resourced children. Funds from the foundation are put towards computer scholarships for students and mini grants for teachers and coaches to pursue projects that may be beyond their current budget.

The CFM Foundation holds an annual Football Fundamentals Mini Camp at which NFL players and coaches join other professional coaches and staff to teach young people the principles, mechanics, and ethics of high-level competitive football. The counselors, many of whom are sporting heroes of the students, stress the importance of education, hard work, and character development to success on and off the field. In 13 years of hosting the camp, over 6,000 children have participated. For more information about CFM Foundation, please visit their website, [www.cfm-foundation.org](http://www.cfm-foundation.org).

The Mangini's have also been involved with many other charitable endeavors, including Urban Pathways, Homelss Solutions, INC. and the St. Elizabeth House. Mangini has also spent time in Afghanistan with the USO and worked with the Pentagon and NFL on improving concussion prevention and awareness.

He and his wife, Julie, have three sons, Jake, Luke and Zack.

### MANGINI'S BACKGROUND

YEARS	COACHING BACKGROUND	HEAD COACH
2015-current	Defensive Coordinator, San Francisco 49ers	Jim Tomsula
2014	Tight Ends, San Francisco 49ers	Jim Harbaugh
2013	Senior Offensive Consultant, San Francisco 49ers	Jim Harbaugh
2009-10	Head Coach, Cleveland Browns	---
2006-08	Head Coach, New York Jets	---
2005	Defensive Coordinator, New England Patriots	Bill Belichick
2000-04	Defensive Backs, New England Patriots	Bill Belichick
1997-99	Defensive Assistant/Quality Control, New York Jets	Bill Parcells
1996	Offensive Assistant/Quality Control, Baltimore Ravens	Ted Marchibroda
1995	Coaches' Assistant, Cleveland Browns	Bill Belichick
1989-90, 92-93	*Nose Tackle, Wesleyan University	

\*Player



# THOMAS MCGAUGHEY JR.

## SPECIAL TEAMS COORDINATOR

**9TH NFL SEASON**

**1ST WITH 49ERS**

Thomas McGaughey Jr. (muh-GAY-hee) enters his ninth season in the NFL and first with the 49ers as the team's special teams coordinator. Having served as a special teams coordinator at the professional, collegiate and high school levels, he is a veteran of 18 coaching seasons.

As the New York Jets special teams coordinator, Jets K Nick Folk ranked tied for third in the league with 32 field goals made, in 2014. His 32 field goals made under McGaughey were the second-most in a single season in his career. The kickoff return unit also averaged 83.9 return yards per game (23.1 yards per return average), which ranked second in the NFL.

During McGaughey's three seasons as special teams coordinator at Louisiana State University (2011-13), the Tigers saw future NFL Draft choices WR Odell Beckham, Jr. and S Tyrann Mathieu earn All-America honors as returners. K Drew Alleman was named Second-Team All-SEC in 2012, while P Brad Wing garnered Second-Team All-America honors in 2011. While at LSU, McGaughey guided the Tigers special teams to seven touchdowns.

Prior to leading the Tigers special teams, McGaughey served as the assistant special teams coordinator with the New York Giants from 2007-10. In 2008, the team ranked fourth in the NFL in field goal percentage and saw K John Carney, P Jeff Feagles and LS Zak DeOssie each earn Pro Bowl honors. That year, Carney set a franchise record by connecting on 35-of-38 field goals (92.1 percent).

McGaughey joined the Giants after two seasons as the assistant special teams coach with the Denver Broncos. In 2006, Denver held opposing punt returners to an average of 6.9 yards per return, which ranked fifth in the NFL. The year prior, McGaughey worked with the Broncos special teams that saw the club go 13-3 and advance to the AFC Championship Game.

McGaughey spent two years (2003-04) working at the University of Houston before going to Denver. While with the Cougars, he was the special teams coordinator in 2003 and special teams coordinator and cornerbacks coach in 2004.

McGaughey originally entered coaching in the NFL as part of the NFL's minority coaching fellowship with the Kansas City Chiefs during the training camp of 2001, McGaughey joined the staff full time in 2002 as an assistant special teams coach.

In 2001, McGaughey worked as a pro scouting assistant with the Houston Texans, the year before the club's inaugural season. Prior to his time with the Texans, McGaughey served as the defensive backs and special teams coach for Willowridge High School in Texas from 1998 to 2001.

McGaughey began his coaching career as a graduate assistant at the University of Houston, where he was a four-year safety and special teams captain as a senior.

Following his senior season at the University of Houston, McGaughey spent time in training camp with the Cincinnati Bengals in 1996. Late in the 1996 season, McGaughey joined the Philadelphia Eagles practice squad and also spent training camp with the Eagles in 1997. He was a member of a Barcelona Dragons team out of NFL Europe that won the NFL Europe World Bowl title, in 1997.

He and his wife, Erika, have three children. Interestingly, McGaughey has been apart of two football championships - Super Bowl XLII in 2007 with the New York Giants and an SEC Championship in 2011 with LSU.

### MCGAUGHEY, JR.'S BACKGROUND

<b>YEARS</b>	<b>COACHING BACKGROUND</b>	<b>HEAD COACH</b>
2015-current	Special Teams Coordinator, San Francisco 49ers	Jim Tomsula
2014	Special Teams Coordinator, New York Jets	Rex Ryan
2011-13	Special Teams Coordinator/Defensive Assistant, Louisiana State University	Les Miles
2007-10	Assistant Special Teams Coordinator, New York Giants	Tom Coughlin
2005-06	Assistant Special Teams Coordinator, Denver Broncos	Mike Shanahan
2004	Special Teams Coordinator/Cornerbacks, University of Houston	Art Briles
2003	Special Teams Coordinator, University of Houston	Art Briles
2002	Assistant Special Teams Coordinator, Kansas City Chiefs	Dick Vermeil
2001	Minority Coaching Fellowship, Kansas City Chiefs	Dick Vermeil
2001	Scouting Assistant, Houston Texans	Dom Capers
1998-01	Defensive Backs/Special Teams, Willowridge High School	
1997	Graduate Assistant, University of Houston	Kim Helton
1997	*Safety, Barcelona Dragons/NFLE	Jack Bicknell
1996	*Safety, Philadelphia Eagles	Ray Rhodes
1991-95	*Defensive Back, University of Houston	John Jenkins/Kim Helton

\* Player





# SCOTT BROWN

## DEFENSIVE LINE

4TH NFL SEASON

4TH WITH 49ERS

Scott Brown enters his fourth season in the NFL and first as the 49ers defensive line coach, having spent the past three seasons as the team's Midwest regional scout. Brown has 36 years of coaching experience at the collegiate level, including 35 seasons working with the defensive line.

In 2011, Brown was the defensive line coach at Arizona State, where he worked with first-year starter DT Will Sutton, who registered 2.5 sacks and 5.5 tackles for loss that season. Sutton, a 2014 third-round pick by the Chicago Bears, became the first ASU defensive lineman to be selected in the first three rounds of the NFL draft since Terrell Suggs, in 2003.

Before joining ASU, Brown was the defensive line coach at Colorado State University from 2008-10. While with the Rams, Brown worked with DT Guy Miller, who in 2010 became the first CSU defensive player to earn First-Team All-Mountain West honors since 2003.

From 1996 to 2007, Brown coached the defensive line and special teams at Duke University. During his time with the Blue Devils, Brown directed a steadily improving front line that saw multiple members of the unit earn All-ACC honors. In 1998, DL Chris Combs became the first Duke defensive lineman to receive First-Team All-ACC accolades since 1981 and also made First-Team All-ACC the following year. Brown's 2002 line helped the defense rank first in the ACC and 28th nationally against the run, allowing just 120.5 rushing yards per game. At Duke, Brown's primary recruiting areas were the states of Texas, Pennsylvania, New Jersey and Ohio.

Prior to his tenure at Duke, Brown spent four seasons on the staff at the University of Minnesota, where he coached the defensive line (1992-94) and linebackers (1995). He also served nine years at Texas Christian University (1983-91) and three at Southwest Texas State (1980-82), coaching defensive line all 12 seasons. At Southwest Texas State, he helped the Bobcats to consecutive Division II National Championships, posting victories over North Dakota State in 1981 and UC Davis in 1982. Brown began his coaching career with a four-year stint in various coaching roles at his alma mater, Adams State (1976-79), in Southern Colorado.

A native of Del Norte, CO, Brown was an All-American at Del Norte (CO) High School, and went on to play linebacker and defensive end at Adams State, where he earned both his bachelor's and master's degrees in physical education. Brown and his wife, Pam, have a son, Ryan, and a daughter, Meghan.

### BROWN'S BACKGROUND

YEARS	COACHING BACKGROUND	HEAD COACH
2015-current	Defensive Line, San Francisco 49ers	Jim Tomsula
2012-14	Midwest Regional Scout, San Francisco 49ers	Jim Harbaugh
2011	Defensive Line, Arizona State University	Dennis Erickson
2008-10	Defensive Line, Colorado State University	Steve Fairchild
1996-2007	Defensive Line/Special Teams, Duke University	Ted Roof/Carl Franks/ Fred Goldsmith
1995	Linebackers, University of Minnesota	Jim Wacker
1992-94	Defensive Line, University of Minnesota	Jim Wacker
1983-91	Defensive Line, Texas Christian University	Jim Wacker
1980-82	Defensive Line, Southwest Texas State University	Jim Wacker
1976-79	Defensive Line/Linebackers, Adams State University	Jim Paronto/Bill Schade
1971-74	*Defensive End/Linebacker, Adams State University	Bill Schade/Ron Harms

\* Player



# RONALD CURRY

## WIDE RECEIVERS

**3RD NFL SEASON**

**3RD WITH 49ERS**

Ronald Curry is in his third season as a NFL coach, and his first season as the 49ers wide receivers coach. He spent the previous two seasons as the team's offensive assistant.

As an offensive assistant from 2013-14, Curry worked with the wide receivers and helped Anquan Boldin surpass 1,000 receiving yards in each season. In addition to becoming the first player in franchise history to reach 1,000 receiving yards in each of his first two seasons with the team, Boldin became the first 49ers receiver to eclipse the mark in back-to-back seasons since Terrell Owens in 2002-03.

Prior to joining the 49ers staff, Curry spent three years at Mooresville Christian Academy in Mooresville, NC, as athletic director and head football coach.

Curry, a seven-year NFL veteran, was originally drafted in the seventh round (235th overall) by the Oakland Raiders in the 2002 NFL Draft. He played in 76 games (32 starts) and registered 193 receptions for 2,347 yards and 13 touchdowns over seven season with the Raiders.

While with Oakland, Curry learned the intricacies of the wide receiver position from Hall of Famers Fred Biletnikoff (2003-06) and James Lofton (2008).

A four-year starter at the University of North Carolina (1998-01), Curry shared quarterback duties in addition to his time at wide receiver. He holds the school record with 4,987 passing yards and 6,236 yards of total offense in his career. In the 2001 Peach Bowl against Auburn, Curry earned Offensive MVP honors. The year prior, Curry was voted Tar Heels Offensive MVP as a junior, where he registered 2,325 passing yards and 11 passing touchdowns. Curry was a two-sport athlete at UNC, as he was also the starting point guard on the school's 1998-99 and 2000-01 basketball teams. He played with Packers LB Julius Peppers on both the football and basketball teams.

A native of Hampton, VA, Curry was an All-American in football and basketball in high school.

Curry and his wife Stacie, have three children, Raley, Emery and Carter.

### CURRY'S BACKGROUND

<b><u>YEARS</u></b>	<b><u>COACHING BACKGROUND</u></b>	<b><u>HEAD COACH</u></b>
2015-current	Wide Receivers, San Francisco 49ers	Jim Tomsula
2013-14	Offensive Assistant, San Francisco 49ers	Jim Harbaugh
2010-12	Athletic Director and Head Football Coach, Mooresville (NC) Christian Academy	---
2002-08	*Wide Receiver, Oakland Raiders	Tom Cable/Lane Kiffin/ Art Shell/Norv Turner/ Bill Callahan
1998-2001	*Quarterback/Wide Receiver/, University of North Carolina	John Bunting/Carl Torbush

\*Player



# EJIRO EVERO

## DEFENSIVE ASSISTANT

8TH NFL SEASON

5TH WITH 49ERS

Ejiro Evero (eeh-JEE-row EV-uh-row) is in his fifth season with the 49ers and second as a defensive assistant.

After joining the team in 2011 as a quality control coach, Evero spent two seasons as an offensive assistant in 2012-13. Prior to coming to the Bay Area, he spent the 2010 season at the University of Redlands as the special teams coordinator and safeties coach.

Prior to his stint with the Bulldogs, he spent three seasons with the Tampa Bay Buccaneers (2007-09) as the defensive quality control coach. In his first year with the Bucs, Evero was part of a defensive unit that ranked second in the NFL in total defense (278.4 ypg) and first in pass defense (170.5 ypg). The following year, in 2008, he helped the defense finish in the top 10 in total defense for a second consecutive season, ranking ninth in the NFL by allowing only 306.1 yards per game.

Before joining Tampa Bay, Evero spent two seasons (2005-06) as an assistant coach at the University of California-Davis where he helped lead the Aggies to the Great West Conference Championship in 2005. In 2004, he was a football intern at UC-Davis, while also serving as an assistant coach for the Davis High School junior varsity squad.

Evero was a four-year letterman at UC-Davis, starting at safety for three seasons. A two-time captain for the Aggies, he was twice named a Division II All-American (2002-03). Following his college career in 2004, he signed with the Oakland Raiders as an undrafted free agent.

Evero completed his Masters of Business Administration from National University in 2006.

### EVERO'S BACKGROUND

YEARS	COACHING BACKGROUND	HEAD COACH
2014-current	Defensive Assistant, San Francisco 49ers	Jim Tomsula/Jim Harbaugh
2012-13	Offensive Assistant, San Francisco 49ers	Jim Harbaugh
2011	Quality Control, San Francisco 49ers	Jim Harbaugh
2010	Special Teams Coordinator/Safeties, University of Redlands	Mike Maynard
2007-09	Defensive Quality Control, Tampa Bay Buccaneers	Raheem Morris/Jon Gruden
2005-06	Assistant Coach, University of California-Davis	Bob Biggs
2000-03	*Safety, University of California-Davis	Bob Biggs

\*Player





# CHRIS FOERSTER

## OFFENSIVE LINE

**23RD NFL SEASON**

**3RD WITH 49ERS**

Chris Foerster (FURR-stir), entering his 23rd season as a NFL coach, returns to San Francisco as the team's offensive line coach after spending the past five years with the Washington Redskins in the same role. A veteran of 33 seasons coaching at the collegiate and professional levels, he also served as the 49ers offensive line coach from 2008-09.

In 2014, Foerster's O-line unit paved the way for RB Alfred Morris to reach 1,000 yards for the third consecutive season (1,074) and being selected to the 2015 Pro Bowl. During the 2012-13 seasons, his offensive line aided one of the NFL's top rushing attacks. The Redskins ran for a league-leading 4,873 yards in that two-season span and was one of only two teams to average at least five yards per carry across those two years (5.01).

Foerster's 2013 unit powered the Redskins to the fifth-most rushing yards in the league (2,164) and helped the Redskins rush for 2,000 yards in consecutive seasons for the first time since 2005-06. Those seasons led to Pro Bowl honors for T Trent Williams, the first two of his career.

In 2012, Foerster led a unit that helped Washington rush for a team-record 2,709 yards, ranking first in the NFL in that category for the first time since 1933. The team's offensive line was an major part of Washington's first NFC East Championship since 1999, blocking for the team's young backfield that featured rookie QB Robert Griffin III and rookie Morris. Morris set a new single-season team high in rushing yards with 1,613, while Griffin III led all quarterbacks with 815 rushing yards that season.

Foerster helped groom two rookies as starters in 2011, as undrafted free agent T Willie Smith and seventh-round pick G Maurice Hurt started a combined 11 games for the Redskins in Weeks 9-16, as the offensive line featured 10 different starting combinations that season. During the 2010 season, Foerster's offensive line featured four new starters that helped Washington lead the league in receptions of 50-or-more yards (nine).

Prior to joining the Redskins, Foerster spent two years (2008-09) working with the offensive line of the San Francisco 49ers. In 2008, he was originally brought on as co-offensive line coach before being named offensive line coach in Week 8 of the season. In 2009, Foerster's unit helped RB Frank Gore rush for 1,120 yards, his fourth consecutive 1,000-yard season. Gore set a career high with 10 rushing touchdowns that season and was selected to the Pro Bowl. During his time with San Francisco, he also assisted in the development of perennial Pro Bowl T Joe Staley.

From 2005-07, Foerster was the offensive line coach and assistant head coach for the Baltimore Ravens. Under Foerster, 2013 Pro Football Hall of Fame inductee T Jonathan Ogden made the Pro Bowl in all three seasons. In 2007, RB Willis McGahee rushed for 1,207 yards, the second-highest total of his career, and earned a trip to the Pro Bowl. In 2006, the Ravens offense set team records for fewest sacks allowed (17) and most wins in a season (13) with Foerster.

Before joining the Ravens, Foerster was the offensive coordinator for the Miami Dolphins (2004), tight ends coach for the Indianapolis Colts (2002-03) and offensive line coach for the Tampa Bay Buccaneers (1996-2001). While in Tampa Bay, Foerster helped three players make a combined five Pro Bowl appearances - C Tony Mayberry (1997-99), C Jeff Christy (2000) and G Randall McDaniel (2000). As the assistant offensive line/tight ends coach for the Minnesota Vikings (1993-95), Foerster helped tutor 2009 Pro Football Hall of Fame inductee G Randall McDaniel, who earned Pro Bowl appearances in all three seasons.

Foerster also worked at the collegiate ranks, serving as the offensive line coach for the University of Minnesota (1992), assistant offensive line/special teams coach at Stanford University (1988-91) and offensive line coach for Colorado State (1983-87). He began his coaching career in 1982 as a graduate assistant at Colorado State after a successful playing career with CSU as a center from 1979 to 1982, starting as a walk-on before earning a scholarship as a sophomore.

### FOERSTER'S BACKGROUND

<b>YEARS</b>	<b>COACHING BACKGROUND</b>	<b>HEAD COACH</b>
2015-current	Offensive Line, San Francisco 49ers	Jim Tomsula
2010-14	Offensive Line, Washington Redskins	Jay Gruden/Mike Shanahan
2008-09	Offensive Line, San Francisco 49ers	Mike Singletary/Mike Nolan
2005-07	Offensive Line/Assistant Head Coach, Baltimore Ravens	Brian Billick
2004	Offensive Coordinator, Miami Dolphins	Jim Bates/Dave Wannstedt
2002-03	Tight Ends, Indianapolis Colts	Tony Dungy
1996-2001	Offensive Line, Tampa Bay Buccaneers	Tony Dungy
1993-95	Assistant Offensive Line/Tight Ends, Minnesota Vikings	Dennis Green
1992	Offensive Line, University of Minnesota	Jim Wacker
1988-91	Assistant Offensive Line/Special Teams, Stanford University	Jack Elway/Dennis Green
1983-87	Offensive Line, Colorado State	Leon Fuller
1982	Graduate Assistant, Colorado State	Leon Fuller
1979-82	*Center, Colorado State	Leon Fuller/Chester Caddas/Sark Arslanian



# AUBRAYO FRANKLIN

## DEFENSIVE ASSISTANT

1ST NFL SEASON

1ST WITH 49ERS

Aubrayo (uh-BRY-uh) Franklin is in his first season as a coach in the NFL as the team's defensive assistant.

Franklin, an 11-year veteran, was originally drafted in the fifth round (146th overall) by the Baltimore Ravens in the 2003 NFL Draft. He played in 142 games (94 starts) and registered 460 tackles, 4.0 sacks, three forced fumbles, one fumble recovery, one interception and nine passes defended.

Franklin is reunited with head coach Jim Tomsula, who was Franklin's position coach with the 49ers from 2007-10. During that time, the 49ers defense allowed 104.8 rushing yards per game, ranking eighth in the NFL.

During his 11-year career, Franklin played for the Baltimore Ravens (2003-06), San Francisco 49ers (2007-10), New Orleans Saints (2011), San Diego Chargers (2012) and Indianapolis Colts (2013).

Franklin attended the University of Tennessee and finished his two-year career as a Volunteer with 70 tackles and two sacks.

### FRANKLIN'S BACKGROUND

<u>YEARS</u>	<u>COACHING BACKGROUND</u>	<u>HEAD COACH</u>
2015-current	Defensive Assistant, San Francisco 49ers	Jim Tomsula
2013	*Defensive Tackle, Indianapolis Colts	Chuck Pagano
2012	*Defensive Tackle, San Diego Chargers	Norv Turner
2011	*Defensive Tackle, New Orleans Saints	Sean Payton
2007-10	*Defensive Tackle, San Francisco 49ers	Jim Tomsula/Mike Singletary/Mike Nolan
2003-06	*Defensive Tackle, Baltimore Ravens	Brian Billick
2001-02	*Defensive Tackle, University of Tennessee	Phillip Fulmer
2000	*Defensive Tackle, Itawamba Community College	Jay Miller

\* Player



# ADAM HENRY

## WIDE RECEIVERS

6TH NFL SEASON

1ST WITH 49ERS

Adam Henry enters his sixth season as a NFL coach and first as the 49ers wide receivers coach. Henry is a veteran of 18 seasons coaching at the professional and collegiate levels.

Henry joins the 49ers after three years (2012-14) as the wide receivers coach at Louisiana State University, where he helped develop two of the most successful receivers in school history Odell Beckham Jr. and Jarvis Landry. Beckham and Landry both finished their LSU careers ranked among the top-10 in school history in receptions and 100-yard games.

In 2014, LSU averaged 15.35 yards per completion, which was the best in the SEC. Redshirt sophomore WR Travin Dural finished the season ranked sixth in the SEC in receiving yards (758) and tied for seventh in receiving touchdowns (seven). In addition, Dural's 20.5 yards per reception average was best in the conference among players with at least 35 catches.

In 2013, the duo of Beckham and Landry became the first pair of receivers in school history to go over 1,000 yards in the same season. Landry led the Tigers with 77 receptions for 1,193 yards and 10 touchdowns, while Beckham caught 59 passes for 1,152 yards and eight touchdowns. Beckham who earned First-Team All-America honors as a kick returner and an all-purpose player in 2013, was also named the recipient of the 2013 Hornung Award as college football's most versatile player. Henry helped send three LSU receivers to the NFL following the 2013 season, Beckham being selected by the New York Giants in the first round (12th overall), Landry by the Miami Dolphins in the second round (63rd overall) and James Wright by the Cincinnati Bengals in the seventh round (239th overall). LSU was the only school in the country to have three wide receivers selected during the 2014 draft, with only one other school having two (Clemson).

In his first year with the Tigers in 2012, Henry's receiving unit featured four underclassmen and was led by sophomores Beckham and Landry, who combined for 99 receptions for 1,286 yards and seven touchdowns.

Prior to joining LSU, Henry spent five seasons as an assistant coach with the Oakland Raiders. Following two seasons as an offensive quality control coach (2007-08), Henry moved to coach Oakland's tight ends for the next three years (2009-11).

During his three years as tight ends coach of the Raiders, Henry continued the development of Zach Miller, who became the first tight end in franchise history to lead the team in receiving for three straight years. Miller set career highs in receptions (66) and receiving yards (805) in 2009, and was selected to the Pro Bowl for the first time the following season, in 2010.

Henry joined the Raiders after 10 years at his alma mater, McNeese State University (1997-06). He spent his first nine seasons as the wide receivers coach (1997-05) before being promoted to offensive coordinator, in 2006. As the wide receivers coach, Henry helped develop Jermaine Martin, who finished his career as the school's all-time leader in receptions (160) and receiving yards (2,646), as well as the 2003 Southland Conference Player of the Year, B.J. Sams.

Prior to coaching, Henry was a wide receiver at McNeese State for four years (1990-93). He earned All-Southland Conference honors in 1993 and finished his collegiate career with 93 receptions for 1,690 yards and 16 touchdowns, all of which remain in the top-10 in school history. Following his career at McNeese State, Henry signed a free agent contract with the New Orleans Saints in 1994, and spent the 1995 season on the team's practice squad, as well as the 1996 preseason.

A native of Beaumont, TX, Henry graduated from McNeese State in 1998 and later received a Master's degree in education in 2001. Henry has three children, Darian, Kynidee and Ava.

### HENRY'S BACKGROUND

YEARS	COACHING BACKGROUND	HEAD COACH
2015-current	Wide Receivers, San Francisco 49ers	Jim Tomsula
2012-14	Wide Receivers, Louisiana State University	Les Miles
2009-11	Tight Ends, Oakland Raiders	Hue Jackson/Tom Cable
2007-08	Offensive Quality Control, Oakland Raiders	Tom Cable/Lane Kiffin
2006	Offensive Coordinator, McNeese State University	Tommy Tate
1997-2005	Wide Receivers, McNeese State University	Tommy Tate/Kirby Bruchhaus/Bobby Keasler
1994-96	*Wide Receiver, New Orleans Saints	Rick Venturi/Jim E. Mora
1990-93	*Wide Receiver, McNeese State University	Bobby Keasler

\* Player





# RICHARD HIGHTOWER

## ASSISTANT SPECIAL TEAMS

**9TH NFL SEASON**
**1ST WITH 49ERS**

Richard Hightower enters his 9th year in the NFL and first with the 49ers as the assistant special teams coach. He joins the 49ers after spending the 2014 season as an offensive quality control coach with the Cleveland Browns.

Prior to his time in Cleveland, Hightower served as the assistant special teams coach with the Washington Redskins from 2010-13. He also spent two seasons (2012-13) as the assistant defensive backs coach. Hightower's coaching on special teams helped Lorenzo Alexander lead the NFL with 21 special-teams tackles en route to being named the NFC's special teams player in the Pro Bowl, in 2012. Hightower was also instrumental in the development of first-year kicker Kai Forbath, who made his first 17 field goal attempts, breaking Garrett Hartley's NFL record for most consecutive field goals made to start a career (16). In addition, the Redskins led the NFC in kickoff coverage in 2010 and 2011.

Hightower spent the 2009 season coaching wide receivers at the University of Minnesota, where he helped develop Eric Decker into a First-Team All-Big Ten selection. Decker, selected by the Denver Broncos in the third round of the 2010 draft, registered at least 70 receptions, 900 receiving yards and five touchdowns each year from 2012-14.

Hightower began his coaching career as an assistant with the Houston Texans for two years (2006-07), before being elevated to special teams assistant, in 2008. He helped K Kris Brown set franchise records for points (124), field goals made (29) and field goal percentage (.879). Returner Jacoby Jones returned two punts for touchdowns, a franchise record, and finished third in the AFC with a 12.1-yard punt-return average.

A native of Houston, TX, Hightower received a bachelor of arts in marketing at the University of Texas, where he was a three-year letterman and a special-teams standout, earning an athletic scholarship after originally walking on. Then-head coach Mack Brown and his staff voted Hightower the D. Harold Byrd Leadership Award following his senior season.

Hightower and his wife, Lanet, have two sons, Jaxson and Kaden, and a daughter, Reagan.

### HIGHTOWER'S BACKGROUND

<b>YEARS</b>	<b>COACHING BACKGROUND</b>	<b>HEAD COACH</b>
2015-current	Assistant Special Teams, San Francisco 49ers	Jim Tomsula
2014	Offensive Quality Control, Cleveland Browns	Mike Pettine
2012-13	Assistant Special Teams/Assistant Defensive Backs, Washington Redskins	Mike Shanahan
2010-11	Assistant Special Teams, Washington Redskins	Mike Shanahan
2009	Wide Receivers, University of Minnesota	Tim Brewster
2008	Special Teams Assistant, Houston Texans	Gary Kubiak
2006-07	Coaching Assistant, Houston Texans	Gary Kubiak
1999-2002	*Wide Receiver, University of Texas	Mack Brown

\* Player



# TIM LEWIS

## SECONDARY

21ST NFL SEASON

1ST WITH 49ERS

Tim Lewis enters his 21st season coaching in the NFL and first with the 49ers as the team's secondary coach. A former NFL defensive coordinator, Lewis has 28 years of coaching experience under his belt at the professional and collegiate levels.

Lewis served as the secondary coach of the Atlanta Falcons from 2010-14. During that time, the Falcons ranked tied for seventh in the NFL with 87 interceptions while allowing 113 touchdown passes, which ranked 10th in the league. Under Lewis' tutelage, three members of the Falcons secondary earned Pro Bowl honors (CB Brent Grimes - 2011; S Thomas DeCoud - 2013; S William Moore - 2013) and CB Desmond Trufant was named to the 2013 PFWA All-Rookie Team and the 2014 All-NFC Team.

Lewis joined the Falcons after spending the 2009 season as the defensive backs coach of the Seattle Seahawks. From 2007-08, Lewis served as the secondary coach of the Carolina Panthers. In 2008, CB Chris Gamble had a career-high 19 passes defended, which ranked tied for seventh in the NFL. He also had three interceptions, two fumble recoveries and one forced fumble.

Before his time in Carolina, Lewis was the defensive coordinator of the New York Giants for three seasons (2004-06). In 2004, the Giants ranked fifth in the NFC in total defense, allowing an average of 339.8 yards per game. In 2005, his defense did not allow a touchdown in a span that covered 15 quarters and 53 opponent possessions. In his three seasons with the Giants, the team ranked sixth in the NFC in opponents passing yards per attempt (6.79) and second in the conference in opponent passing plays of 25-plus yards (72).

Lewis began his NFL coaching career serving as the defensive backs coach of the Pittsburgh Steelers for five seasons (1995-99) before being named defensive coordinator over the next four years. His defense ranked seventh overall (294.1 yards per game) in his first season as coordinator and led the league in total defense the following season (258.6 yards per game). In 2002 and 2003, his unit also finished in the top-10, giving him four-consecutive top-10 finishes as a defensive coordinator. Lewis coached CB Rod Woodson in Pittsburgh for two seasons (1995-96), where the future Hall-of-Famer had six interceptions (one returned for a touchdown) and 19 passes defended, in 1996.

Lewis started his coaching career as a graduate assistant at Texas A&M University in 1987 under head coach Jackie Sherrill, who coached Lewis as a player at the University of Pittsburgh. Following two seasons (1987-88) with the Aggies, he spent four years (1989-92) as the defensive backs coach at Southern Methodist University. After his time at SMU, Lewis coached defensive backs for two seasons (1993-94) at the University of Pittsburgh.

Lewis was the 11th overall pick in the 1983 NFL Draft by the Green Bay Packers. He played four seasons (1983-86) for the Packers and twice led or shared the team lead in interceptions before his career was cut short due to a neck injury. He finished his career having played in 51 games and registered 16 interceptions. He set a Green Bay record with a 99-yard interception return for a touchdown against the Rams on November 18, 1984.

An economics major at the University of Pittsburgh, Lewis played defensive back for four seasons (1979-82) with the Panthers. Lewis' brother, Will, is the director of pro scouting for the Kansas City Chiefs. Tim and his wife, Shawn, have two daughters, Erin and Chelsea, and a son, Bryce.

### LEWIS' BACKGROUND

YEARS	COACHING BACKGROUND	HEAD COACH
2015-current	Secondary, San Francisco 49ers	Jim Tomsula
2010-14	Secondary, Atlanta Falcons	Mike Smith
2009	Defensive Backs, Seattle Seahawks	Jim Mora
2007-08	Secondary, Carolina Panthers	John Fox
2004-06	Defensive Coordinator, New York Giants	Tom Coughlin
2000-03	Defensive Coordinator, Pittsburgh Steelers	Bill Cowher
1995-99	Defensive Backs, Pittsburgh Steelers	Bill Cowher
1993-94	Defensive Backs, University of Pittsburgh	Johnny Majors
1989-92	Defensive Backs, Southern Methodist University	Tom Rossley/Forrest Gregg
1987-88	Graduate Assistant, Texas A&M University	Jackie Sherrill
1983-86	*Defensive Back, Green Bay Packers	Forrest Gregg/Bart Starr
1979-82	*Defensive Back, University of Pittsburgh	Serafino Fazio/Jackie Sherrill

\*Player



# STEVE LOGAN

## QUARTERBACKS

4TH NFL SEASON

1ST WITH 49ERS

Steve Logan enters his fourth season in the NFL and first as the 49ers quarterbacks coach. Logan reunites with 49ers head coach Jim Tomsula, after serving as his offensive coordinator with the NFL Europe's Rhein Fire, in 2006. A former college head coach and offensive coordinator, he is a veteran of 37 seasons coaching at the professional, collegiate and high school levels.

As running backs coach of the Tampa Bay Buccaneers from 2009-11, Logan oversaw the rise of then-rookie RB LeGarrette Blount from an undrafted free agent to starter. Blount finished the 2010 season as the league's leader in rushing yards for rookie running backs and was named to the NFL All-Rookie Team by *Sporting News* and PFW/ PFWA. He finished the season ranked first in rushing yards (1,007) and yards per game (77.5), second in yards per carry (5.0), and tied for second in touchdowns (6) among all rookie running backs. He was just the second undrafted back in NFL history to surpass 1,000 yards rushing in their rookie year (Ind. RB Dominic Rhodes - 2001).

Logan's first NFL season in 2009 was highlighted by Carnell "Cadillac" Williams' successful return from knee injuries sustained in 2007 and 2008. Williams played in all 16 games for the first time in his career and finished as the team's leading rusher with 823 yards and four touchdowns, while adding three receiving touchdowns. He finished second in the 2009 AP Comeback Player of the Year vote.

Prior to joining the Buccaneers, Logan spent two seasons (2007-08) as the offensive coordinator at Boston College. In 2007, Logan's offense, headlined by ACC Player of the Year and current Atlanta Falcons QB Matt Ryan, led the ACC in total offense (425.1) and passing offense (323.9) and finished third in scoring offense (28.3). Ryan set Boston College single-season records for completions (388), passing yards (4,507) and touchdowns (31) and ACC records in completions and yardage.

Logan went to Boston College after two seasons (2004-05) as quarterbacks/wide receivers coach with the Berlin Thunder of NFL Europe and one season (2006) as offensive coordinator and quarterbacks coach with the Rhein Fire. Logan helped Dave Ragone (2004) and Rohan Davey (2005) earn Offensive Player of the Year and All-NFL Europe honors.

Before his time in NFL Europe, Logan served as the head coach of East Carolina University from 1992-2002. He became the school's all-time winningest coach, and led the Pirates to five bowl games. Logan led the 1995 team to a 9-3 record and a number 23 ranking in the final Associated Press poll. Prior to being named head coach at ECU, Logan began developing his offensive system as co-offensive coordinator at ECU in 1990-91. The 1991 team finished 11-1, reached a top-10 national ranking and defeated North Carolina State in the Peach Bowl. During his time at ECU, Logan helped develop future Pro Bowl quarterbacks Jeff Blake (1990-91) and David Garrard (1998-2001).

Logan began his coaching career as an assistant coach at Union High School in Tulsa, Oklahoma, in 1974. In 1980, he became the tight ends coach at Oklahoma State under head coach Jimmy Johnson. He moved to Hutchinson Junior College for two years, before taking the reigns as offensive coordinator at Tulsa from 1983 to 1984. Logan then went to the University of Colorado in 1985, coaching the Buffalo running backs for two years before coaching the quarterbacks at Mississippi State University from 1987 to 1989.

Logan graduated from the University of Tulsa in 1975. He and his wife, Laura, have two sons, Vincent and Nathanael.

### LOGAN'S BACKGROUND

YEARS	COACHING BACKGROUND	HEAD COACH
2015-current	Quarterbacks, San Francisco 49ers	Jim Tomsula
2009-11	Running Backs, Tampa Bay Buccaneers	Raheem Morris
2007-08	Offensive Coordinator, Boston College	Jeff Jagodzinski
2006	Offensive Coordinator, Rhein Fire	Jim Tomsula
2004-05	Quarterbacks/Wide Receivers, Berlin Thunder	Rick Lantz
1992-2002	Head Coach, East Carolina University	---
1990-91	Co-Offensive Coordinator, East Carolina University	Bill Lewis
1989	Running Backs, East Carolina University	Bill Lewis
1987-88	Quarterbacks, Mississippi State University	Rockey Felker
1985-86	Running Backs, University of Colorado	Bill McCartney
1983-84	Offensive Coordinator, Tulsa University	John Cooper
1981-82	Head Coach, Hutchinson Junior College	---
1980	Tight Ends, Oklahoma State	Jimmy Johnson
1974-79	Assistant Coach, Union High School (OK)	





# MICK LOMBARDI

## DEFENSIVE ASSISTANT

**5TH NFL SEASON**

**3RD WITH 49ERS**

Mick Lombardi is in his third season with the 49ers and his first season as a defensive assistant. He previously spent the 2014 season as an offensive assistant and the 2013 season as an assistant to the head coach.

Prior to joining the 49ers, Lombardi served as both a scouting assistant and coaching assistant for the New England Patriots, where his duties included evaluating players, breaking down film for the offense, assisting all offensive coaches, running the scout team, and charting plays for the coaching staff.


Lombardi was hired as a training camp intern in the scouting department for the Patriots in 2011, before being promoted to a full-time post prior to the regular season.

Before his time in the NFL, Lombardi was a student assistant coach at Fordham University for the 2009 and 2010 seasons. In that role, he was responsible for film break down, scouting reports, and the scout team.

Lombardi graduated from Fordham University in the spring of 2011 with a degree in communications.

### LOMBARDI'S BACKGROUND

<b>YEARS</b>	<b>COACHING BACKGROUND</b>	<b>HEAD COACH</b>
2015-current	Defensive Assistant, San Francisco 49ers	Jim Tomsula
2014	Offensive Assistant, San Francisco 49ers	Jim Harbaugh
2013	Assistant to the Head Coach, San Francisco 49ers	Jim Harbaugh
2012	Scouting Assistant/Coaching Assistant, New England Patriots	Bill Belichick
2011	Scouting Assistant, New England Patriots	Bill Belichick
2009-10	Student Assistant Coach, Fordham	Tom Masella



# T.C. MCCARTNEY

## OFFENSIVE ASSISTANT

**2ND NFL SEASON**

**1ST WITH 49ERS**

T.C. McCartney is in his second season in the NFL and first with the 49ers as an offensive assistant. He spent the previous season as quality control coach with the Cleveland Browns.

Prior to joining the Browns, McCartney was an offensive graduate assistant for two seasons (2012-13) at the University of Colorado. While at Colorado, McCartney worked closely with offensive coordinator/quarterbacks coach Brian Lindgren and the quarterbacks while also assisting with various parts of the entire offense.

McCartney first began coaching in 2011 as a graduate assistant at Louisiana State University. His duties included assisting with the quarterbacks, special teams and the overall offense, as the Tigers spent much of the year ranked number one before losing to Southeastern Conference rival Alabama in the BCS National Championship Game.

Prior to coaching, McCartney played quarterback at LSU for four seasons (2007-10) and was a member of the Tigers 2007 national championship team. He was also a part of LSU teams that won two SEC Championships (2007 and 2011) and played in the Chick-fil-A Bowl (2008), the Capital One Bowl (2009) and the Cotton Bowl Classic (2010). He was the recipient of the team's Jeff Boss Unsung Hero Award, in 2010.

McCartney graduated from LSU with a bachelor's degree in sports administration. He is the son of former Colorado QB Sal Aunese and the grandson of former Colorado head coach Bill McCartney, the winningest football coach in Colorado history.

### MCCARTNEY'S BACKGROUND

<b>YEARS</b>	<b>COACHING BACKGROUND</b>	<b>HEAD COACH</b>
2015-current	Offensive Assistant, San Francisco 49ers	Jim Tomsula
2014	Quality Control, Cleveland Browns	Mike Pettine
2012-13	Offensive Graduate Assistant, University of Colorado	Mike MacIntyre/ Jon Embree
2011	Graduate Assistant, Louisiana State University	Les Miles
2007-10	*Quarterback, Louisiana State University	Les Miles

\*Player



# CLANCY PENDERGAST

## LINEBACKERS

16TH NFL SEASON

1ST WITH 49ERS

Clancy Pendergast is in his first season coaching with the 49ers as the team's linebackers coach. A former defensive coordinator at both the professional and collegiate levels, he has 23 years of coaching experience, including 15 previous seasons in the NFL.

Pendergast most recently served as the defensive coordinator and secondary coach at the University of Southern California, in 2013. The Trojans pass defense ranked second in the Pac-12 that season, allowing 214.6 passing yards per game.

Prior to joining USC, Pendergast spent three years (2010-12) as the defensive coordinator at the University of California. The Golden Bears led the conference in total defense, pass defense and fewest first downs allowed in each of his first two seasons. Pendergast also helped produce nine NFL players, including first-round selection DE Cameron Jordan, and three first-team all-conference honorees, including LB Mychal Kendricks, the 2011 Pac-12 Defensive Player of the Year.

In 2009, Pendergast served as the defensive coordinator of the Kansas City Chiefs. His defense registered 28 takeaways and 22 sacks, improving from the previous year in sacks, rushing touchdowns allowed and third down conversions.

He joined the Chiefs coaching staff after five seasons as defensive coordinator of the Arizona Cardinals (2004-08), helping lead the team to a berth in Super Bowl XLIII. Over his five seasons, the Cardinals had numerous Pro Bowl selections from his defenses, including S Adrian Wilson (2006 & 2008), DT Darnell Dockett (2007) and DE Bertrand Berry (2004).

Prior to his time in Arizona, Pendergast was the linebackers coach with the Cleveland Browns, in 2003. His linebackers helped the Browns defense rank tied for fifth against the pass, allowing 190.6 yards per game through the air.

Pendergast spent seven seasons (1996-2002) with the Dallas Cowboys, helping them win two NFC East titles (1996 and 1998) and earn three playoff appearances (1996, 1998-99). He was a defensive assistant and quality control coach his first four seasons (1996-99), before overseeing Dallas' nickel defense packages in 2000. He spent his final two seasons with the team (2001-02) coaching defensive backs. The Cowboys were second in the NFL in passing yards allowed per game in 2000 (180.1) and first in 2001 (188.7). He tutored S Roy Williams, who was an All-Rookie selection in 2002, along with All-Pro and three-time Pro Bowl honoree S Darren Woodson.

Pendergast first joined the NFL coaching ranks in 1995 as a defensive assistant/quality control coach with the Houston Oilers.

Before entering the NFL, Pendergast started his coaching career as a graduate assistant at Mississippi State University in 1991 before becoming a defensive assistant in 1992 at USC. He then was a graduate assistant/tight ends coach at the University of Oklahoma for two seasons (1993-94).

Pendergast received his bachelor's degree in agriculture from the University of Arizona in 1990.

### PENDERGAST'S BACKGROUND

YEARS	COACHING BACKGROUND	HEAD COACH
2015-current	Inside Linebackers, San Francisco 49ers	Jim Tomsula
2013	Defensive Coordinator/Secondary, University of Southern California	Ed Orgeron/Lane Kiffin
2010-12	Defensive Coordinator, University of California	Jeff Tedford
2009	Defensive Coordinator, Kansas City Chiefs	Todd Haley
2004-08	Defensive Coordinator, Arizona Cardinals	Ken Whisenhunt/Dennis Green
2003	Linebackers, Cleveland Browns	Butch Davis
2001-02	Defensive Backs, Dallas Cowboys	Dave Campo
2000	Nickel Defense, Dallas Cowboys	Dave Campo
1996-99	Defensive Assistant/Quality Control, Dallas Cowboys	Chan Gailey/Barry Switzer
1995	Defensive Assistant/Quality Control, Houston Oilers	Jeff Fisher
1993-94	Graduate Assistant/Tight Ends, University of Oklahoma	Gary Gibbs
1992	Defensive Assistant, University of Southern California	Larry Smith
1991	Graduate Assistant, Mississippi State University	Jackie Sherrill





# TOM RATHMAN

## RUNNING BACKS

**18TH NFL SEASON**
**13TH WITH 49ERS**

Tom Rathman rejoined the 49ers as the team's running backs coach in 2009 after serving the previous two seasons in the same capacity with the Oakland Raiders. It marks Rathman's second coaching stint in San Francisco, having also coached the running backs for the team from 1997-02.

Under Rathman's tutelage, RB Frank Gore solidified his reputation as one of the NFL's premier backs after rushing for over 1,000 yards in 2014 (1,106), marking the eighth time he has surpassed 1,000 rushing yards in a season in his career.

The San Francisco rushing attack averaged 136.0 yards per game in 2014, fourth-best in the NFL. The team also averaged 4.6 yards per carry, tied for the third highest mark in the league.

In 2013, Gore recorded his franchise-record seventh, 1,000-yard season finishing with 1,128 yards on the ground which ranked 9th in the NFL. Gore's nine rushing touchdowns were his highest since 2009 and his 71 career touchdowns rank third in franchise history. The rushing offense ranked in the top-5 in numerous categories in the NFL including first in 20-plus yard runs (20), third in rushing yards per game (137.6) and fourth in rushing touchdowns (18).

In 2012, Gore finished the season with 1,214 rushing yards to rank fifth in the NFC and 10th in the NFL. The team finished the year ranked fourth in the NFL with 2,491 rushing yards (155.7/game) behind Gore, FB Bruce Miller and the league's best offensive line.

In 2011, Gore was selected to his third career Pro Bowl as he became the franchise's all-time leading rusher, again surpassing Hall of Famer Joe "The Jet" Perry. Gore also became the first player in franchise history to rush for over 100 yards in five consecutive games. Rathman also played a key role in developing starting FB Bruce Miller as he made the transition to the offensive side of the ball after starring at defensive end in college. The offense finished the season with the league's eighth-best run game.

Gore was having one of the best seasons of his career in 2010 before being placed on Injured Reserve with a hip injury. Despite playing in only 11 games, he earned Pro Bowl recognition as an alternate at season's end. At the time of his injury, Gore ranked fifth in the NFC in rushing yards (853) and second in yards from scrimmage (1,305).

A year prior, Gore became the first player in 49ers history to rush for more than 1,000 yards in four seasons (2006-09), as the fifth year veteran posted 1,120 rushing yards and a career-high 10 rushing touchdowns on the season, despite missing two games due to injury. For his efforts, Gore was named an alternate for the 2010 Pro Bowl, and eventually played in the honorary game. He also was twice named NFC Offensive Player of the Week (2 & 14).

While with the Raiders, Rathman oversaw a rushing attack that ranked 10th (124.2) in the NFL in 2008 and ranked sixth (130.4) the year prior. Rathman played an instrumental role in developing RB Justin Fargas, who rushed for 1,009 yards in 2007 and 853 yards in 2008.

Prior to joining the Raiders, Rathman served as the running backs coach for the Detroit Lions from 2003-05. In 2004, Rathman tutored RB Kevin Jones, who rushed for 1,133 yards, including an NFL-leading 825 yards on 153 attempts (5.4 avg.) over the final seven games of the season. Jones' performance in his first NFL season was tops among rookies in the NFL that year and the best rookie season by a Lions running back since RB Barry Sanders in 1989.

During Rathman's first coaching stint with the 49ers, San Francisco's rushing attack finished in the top-10 among NFL teams in five of the six seasons under his guidance, including top-ranked seasons in 1998 (159.0) and 1999 (130.9), to go along with a second-ranked unit in 2001 (140.3).

In 2001, Rathman was instrumental in guiding RB Garrison Hearst, the two-time NFL Comeback Player of the Year, to his second career Pro Bowl selection. He coached RB Charlie Garner to his second consecutive 1,000-yard season and his first career Pro Bowl selection in 2000 after gaining 1,142 yards on 258 carries and a career-high seven touchdowns. Garner also eclipsed his career-highs with 68 receptions for 647 yards and three touchdowns.

Prior to his coaching career, Rathman enjoyed an NFL playing career of his own that spanned nine seasons (1986-94) as a full-back. He entered the league as a third round pick by San Francisco, where he spent the first eight years of his career helping the 49ers capture two Super Bowl Championships (XXIII and XXIV) and seven NFC West titles. Rathman played his final season in the NFL with the Los Angeles Raiders in 1994, closing out his NFL career with 2,020 rushing yards, 320 receptions for 2,684 yards and 34 total touchdowns.

In between his playing and coaching career in the NFL, the Grand Island, NE native helped rebuild the Menlo College (CA) program by serving as the team's offensive coordinator in 1996 after serving as the running backs coach at Serra High School in San Mateo (CA) in 1995.


A three-year letterman at Nebraska, Rathman rushed for 1,425 yards and averaged more than six yards per carry.

Rathman and his wife, Holly, have three daughters, Nicole, Alexandra, and Samantha.

## RATHMAN'S BACKGROUND

<b>YEARS</b>	<b>COACHING BACKGROUND</b>	<b>HEAD COACH</b>
2009-current	Running Backs, San Francisco 49ers	Jim Tomsula/Jim Harbaugh/ Jim Tomsula/Mike Singletary
2007-08	Running Backs, Oakland Raiders	Lane Kiffin
2003-05	Running Backs, Detroit Lions	Steve Mariucci
1997-02	Running Backs, San Francisco 49ers	Steve Mariucci
1996	Offensive Coordinator, Menlo College	Doug Cosbie
1994	*Running Back, Oakland Raiders	Art Shell
1986-93	*Running Back, San Francisco 49ers	George Seifert/Bill Walsh
1983-85	*Running Back, Nebraska	Tom Osborne

\* Player



# JOE SCOLA

## OFFENSIVE ASSISTANT

**1ST NFL SEASON**

**1ST WITH 49ERS**

Joe Scola enters his first season with the 49ers as an offensive assistant after spending the last two seasons (2013-14) at the University of Kentucky as the director of player development. Prior to joining Kentucky, Scola was a graduate assistant and quality control assistant for three seasons (2010-12) at Florida State University.

While at FSU, Scola worked closely with current Kentucky head coach Mark Stoops to develop the Seminole defense. In his final season at FSU in 2012, Scola assisted with a defense that ranked second in the nation in yards per game allowed (254.1). In 2011, Florida State ranked fourth in the nation, allowing 275.0 yards per game as the team went on to defeat the University of Notre Dame in the 2011 Champs Sports Bowl, 18-14. Scola began at FSU in 2010 as a quality control assistant.

Scola started his coaching career in 2007 on the football staff at Dartmouth College, where he spent three years as an assistant coach. He coached safeties in 2007 and linebackers and specialists the final two seasons (2008-09). He helped Dartmouth P Brian Scullin earn Sports Network All-America honors, in 2008. Scola played at Dartmouth for four seasons (2003-06) as a safety, where he saw action in 14 games.

A native of Punta Gorda, FL, Scola earned a bachelor of arts in sociology in 2007 from Dartmouth. While at FSU, he completed his master's degree in sports management.

### SCOLA'S BACKGROUND

<b>YEARS</b>	<b>COACHING BACKGROUND</b>	<b>HEAD COACH</b>
2015-current	Offensive Quality Control, San Francisco 49ers	Jim Tomsula
2013-14	Director of Player Development, University of Kentucky	Mark Stoops
2010-12	Graduate Assistant/Quality Control, Florida State University	Jimbo Fisher
2008-09	Linebackers/Specialists, Dartmouth College	Eugene Teevens
2007	Safeties, Dartmouth College	Eugene Teevens
2003-06	*Safety, Dartmouth College	Eugene Teevens

\*Player





# TONY SPARANO

## TIGHT ENDS

**17TH NFL SEASON**
**1ST WITH 49ERS**

A former NFL head coach, Tony Sparano enters his 17th season in the league and first as the 49ers tight ends coach. With 31 seasons coaching the game at the collegiate and professional levels, he joins the 49ers having previously served as the assistant head coach/offensive line coach for the Oakland Raiders before being named the team's interim head coach early in the 2014 season.

Under Sparano's direction for the final 12 games of the 2014 season, the Raiders finished with a 3-9 record, including wins in three of their last six contests. Offensively for the Raiders, rookie QB Derek Carr became the only quarterback from the 2014 draft class to start each of his team's 16 regular season games. Among all rookie quarterback's in NFL history, Carr ranked second in completions (348), tied for fifth in passing touchdowns (21) and 10th in passing yards (3,270). In addition, he threw just 12 interceptions, tied for fourth fewest among all passers with at least 500 attempts in 2014. Defensively, Sparano inherited a team that was ranked 17th in opponent's yards per carry average (4.31), and over the 12 weeks following his promotion, the Raiders ranked eighth (3.83). The team also finished the season ranked 22nd in rushing yards per game allowed (119.4), despite ranking 31st (158.3) before Sparano took over.

In 2013, Sparano served as Oakland's assistant head coach/offensive line coach and tutored a shuffling unit that paved the way for four different players to rush for 100 yards in a game, becoming the first team to achieve the feat since 1978 (KC - five players). Sparano elevated the run game to new heights in his first season, raising the rushing yards per game average from 88.8 (2012) to 125.0 (2013).

Prior to joining the Raiders, Sparano served as offensive coordinator for the New York Jets in 2012, following a four-year stint as head coach of the Miami Dolphins (2008-11).

From 2008-10, Miami posted a 15-9 record on the road, which was tied for the third-best road record over that span. Under Sparano's guidance, WRs Brandon Marshall and Davone Bess combined for the most receptions by any duo in Dolphins history, while TE Anthony Fasano set career-highs in receptions, yardage and touchdowns. In his first season as Miami's head coach, Sparano guided the Dolphins to an 11-5 record and the AFC East title, following a dismal 1-15 season in 2007. His 10-game improvement earned him 2008 NFL Coach of the Year honors by the NFL Alumni and the Pro Football Weekly/Professional Football Writers of America and is tied for the largest single-season improvement in wins in NFL history (Indianapolis Colts - 1998-99).

Sparano was a member of the Cowboys coaching staff from 2003-07, where he held several offensive positions, including tight ends coach (2003-04), offensive line/run-game coordinator (2005) and assistant head coach/offensive line (2006-07). As the primary play-caller in 2006, the Cowboys finished fifth in total offense (360.8 yards per game). In addition, the unit's 425 points scored was the fourth-highest total in the NFL. In 2004, Sparano helped develop TE Jason Witten into one of the league's best tight ends. Witten hauled in 87 receptions for 980 yards and six touchdowns in his second season to become the first Dallas tight end to make the Pro Bowl since 1995.

Prior to two one-year stops as a tight ends coach with Marty Schottenheimer's Redskins in 2001 and Tom Coughlin's Jaguars in 2002, Sparano helped launch the Cleveland Browns. In 1999, Cleveland's first year back in the NFL, Sparano served as an offensive quality control coach. He spent the 2000 season in charge of the Browns' offensive line.

Sparano made the jump to the NFL after five years as head coach of his alma mater, Division II New Haven (1994-98), where he compiled a 41-14 record (.745) and four winning campaigns. He guided the Chargers to a pair of NCAA playoff berths.

In 1997, his 12-2 club led the country in scoring offense (42.8 points per game) and ranked second in scoring defense (11.6) before losing in the National Championship. He spent the previous six seasons at Division I-AA Boston University (1988-93), coaching the Terriers' offensive linemen from 1988-89, before serving as offensive coordinator from 1990-93. In his final season at BU, his 12-1 program secured the Yankee Conference and advanced to the quarterfinals of the NCAA playoffs.

A native of West Haven, Conn., Sparano was the starting center at New Haven.

Sparano and his wife, Jeanette, have three children, sons Tony and Andrew, who each played football at Albany, and daughter, Ryan Leigh. Sparano and his wife also have two grandchildren, Tony and Gabriella.

## SPARANO'S BACKGROUND

<b><u>YEARS</u></b>	<b><u>COACHING BACKGROUND</u></b>	<b><u>HEAD COACH</u></b>
2015-current	Tight Ends, San Francisco 49ers	Jim Tomsula
2014	Interim Head Coach, Oakland Raiders	---
2013-14	Assistant Head Coach/Offensive Line, Oakland Raiders	Dennis Allen
2012	Offensive Coordinator, New York Jets	Rex Ryan
2008-11	Head Coach, Miami Dolphins	---
2006-07	Assistant Head Coach/Offensive Line, Dallas Cowboys	Wade Phillips/Bill Parcells
2005	Offensive Line/Run Game Coordinator, Dallas Cowboys	Bill Parcells
2003-04	Tight Ends, Dallas Cowboys	Bill Parcells
2002	Tight Ends, Jacksonville Jaguars	Tom Coughlan
2001	Tight Ends, Washington Redskins	Marty Schotteinheimer
2000	Offensive Line, Cleveland Browns	Chris Palmer
1999	Offensive Quality Control, Cleveland Browns	Chris Palmer
1994-98	Head Coach, University of New Haven	---
1989-93	Offensive Coordinator, Boston University	Dan Allen/Chris Palmer
1988	Offensive Line, Boston University	Dan Allen/Chris Palmer
1984-87	Offensive Line, University of New Haven	Chris Palmer/Larry McElreavy
1979-82	*Center, University of New Haven	Thomas Bell

\*Player



# JASON TARVER

## SENIOR DEFENSIVE ASSISTANT/ LINEBACKERS

14TH NFL SEASON

11TH WITH 49ERS

Jason Tarver enters his 14th season in the NFL and first as the team's senior defensive assistant/linebackers coach, having served as a 49ers assistant coach from 2001-10. A former defensive coordinator at the professional and collegiate levels, he is a veteran of 19 coaching seasons.

Tarver last served as the defensive coordinator for the Oakland Raiders from 2012-14. He helped oversee a unit that ranked 10th in the NFL in yards per carry allowed (4.05) over his three seasons. In his first season as the Raiders defensive coordinator, Oakland's defense improved from 29th overall in 2011 to 18th in 2012.

Prior to his time in Oakland, Tarver served as the co-defensive coordinator/inside linebackers coach at Stanford University, in 2011. Under his guidance, the Cardinal defense ranked third in the nation in rushing yards allowed per game (84.4) and 11th in points allowed per game (16.41). Stanford finished the season with an 11-2 record, ranked seventh in the final Associated Press poll and competed in the Fiesta Bowl.

From 2001 to 2010, Tarver was a member of the 49ers coaching staff. Over his decade-long tenure with the team, he spent time as an offensive quality control coach (2001-03), assistant running backs/offensive assistant (2004) and outside linebackers coach (2005-10).

In 2009, Tarver's outside linebackers registered 15 takeaways, 17.5 sacks and nine forced fumbles, while leading a defense that ranked sixth in the NFL in rushing yards allowed per game (97.0). The 49ers defense also ranked tied for third in the NFL in sacks (44), tied for first in forced fumbles (21) and fourth in points allowed per game (17.6). San Francisco's run defense experienced similar success in 2010, ranking sixth in rushing yards allowed per game for the second consecutive season (96.7).

Before joining the 49ers staff, Tarver spent three years as a graduate assistant with UCLA from 1998-00. He worked primarily with defensive backs, while also assisting with special teams. During his tenure with the Bruins, he helped produce several future NFL players, including CBs Ricky Manning and Jason Bell, and S Marques Anderson.

Tarver played football at West Valley Junior College in Saratoga from 1994-95. He then spent the following two seasons as an assistant coach on the West Valley staff, supporting linebackers, defensive backs and special teams.

A Northern California native, Tarver and his wife, Katie, have two sons, Merrick and Keegan. He earned his bachelor's degree in chemistry in 1997 from Santa Clara University and later earned his master's degree in biochemistry and molecular biology from UCLA, where he received the departmental prize for distinguished teaching in 1998 and 2000.

### TARVER'S BACKGROUND

<b>YEARS</b>	<b>COACHING BACKGROUND</b>	<b>HEAD COACH</b>
2015-current	Senior Defensive Assistant/Linebackers, San Francisco 49ers	Jim Tomsula
2012-14	Defensive Coordinator, Oakland Raiders	Tony Sparano/Dennis Allen
2011	Co-Defensive Coordinator/Inside Linebackers, Stanford University	David Shaw
2005-10	Outside Linebackers, San Francisco 49ers	Jim Tomsula/Mike Singletary/Mike Nolan
2004	Assistant Running Backs/Offensive Assistant, San Francisco 49ers	Dennis Erickson
2001-03	Offensive Quality Control, San Francisco 49ers	Dennis Erickson/Steve Mariucci
1998-00	Graduate Assistant (Defensive Backs/Special Teams), UCLA	Bob Toledo
1996-97	Linebackers/Defensive Backs/Special Teams, West Valley Junior College	John Hancock
1994-95	*Defensive Back, West Valley Junior College	John Hancock

\* Player





# ERIC WOLFORD

## ASSISTANT OFFENSIVE LINE

1ST NFL SEASON

1ST WITH 49ERS

Eric Wolford enters his first season in the NFL as the 49ers assistant offensive line coach, after spending the previous 19 seasons in the college ranks. Prior to joining the 49ers, he served as the head coach at Youngstown State University from 2009-14.

Under Wolford in 2014, Youngstown State averaged for 202.2 rushing yards per game and also averaged 27.3 points per game on the season. In his five years at Youngstown State, the team broke 32 school records.

In 2013, Wolford led YSU to its first six-game winning streak since 2000 and started 5-0 in conference play for the first time in program history.

In 2012, the Penguins earned their first-ever win over a BCS program, knocking off the University of Pittsburgh, 31-17, on September 1, 2012. The previous season in 2011, YSU defeated top-ranked North Dakota State to claim its first win over a number one ranked team in school history. The Penguins gave the NDSU their only loss of the 2011 season.

The 2010 Penguins team averaged 412 yards per game and 31.3 points per game. That season, Youngstown State's offense gained at least 500 yards in three separate games, marking the first time the school had accomplished that feat.

In 2009, Wolford worked under Steve Spurrier at the University of South Carolina as the running-game coordinator and offensive line coach. Prior to joining the Gamecocks, Wolford spent two seasons at the University of Illinois (2007-08), coaching the offensive line under then head coach Ron Zook. In 2007, the Illini offensive line paved the way for a school-record 3,338 rushing yards, as RB Rashard Mendenhall broke school records for rushing yards (1,681), overall touchdowns (19) and rushing touchdowns (17).

Over the course of 11 seasons (1996-2006), Wolford served as the offensive line coach for various staffs, including the University of Arizona (2004-06), the University of North Texas (2003), the University of Houston (2000-02), the University of South Florida (1997-99) and Emporia State University (1996).

Wolford began his coaching career at Kansas State University, where he served as a graduate assistant under Bill Snyder, working primarily with the offensive line.

A four-year starter at guard for the Wildcats, Wolford went on to start 34 games in his collegiate career. He was a member of Snyder's first recruiting class at KSU.

Wolford and his wife, Melinda, have a son, Stone, and a daughter, Marlee. The couple founded the No Stone Unturned Foundation in honor of their son, who was diagnosed at two years of age with Cardio-Facio-Cutaneous Syndrome (CFC Syndrome), a rare genetic condition. The foundation raises awareness and funds to help local children and families affected by CFC syndrome, and other genetic and neurological disabilities. More information can be found at [www.NoStoneFoundation.org](http://www.NoStoneFoundation.org)

### WOLFORD'S BACKGROUND

<b>YEARS</b>	<b>COACHING BACKGROUND</b>	<b>HEAD COACH</b>
2015-current	Assistant Offensive Line, San Francisco 49ers	Jim Tomsula
2010-14	Head Coach, Youngstown State	---
2009	Running-game Coordinator/Offensive Line, University of South Carolina	Steve Spurrier
2007-08	Offensive Line, University of Illinois	Ron Zook
2004-06	Offensive Line, University of Arizona	Mike Stoops
2003	Offensive Line, University of North Texas	Darrell Dickey
2000-02	Offensive Line, University of Houston	Dana Dimel
1997-99	Offensive Line, University of South Florida	Jim Leavitt
1996	Offensive Line/Strength and Conditioning Coach, Emporia State University	Manny Matsakis
1995	Graduate Assistant, Kansas State University	Bill Snyder
1990-1993	*Guard, Kansas State University	Bill Snyder

\* Player



# MARK UYEYAMA

## DIRECTOR OF HUMAN PERFORMANCE

8TH NFL SEASON

8TH WITH 49ERS

Mark Uyeyama (ooh-ee-YAH-muh) is in his eighth season with the 49ers and first as director of human performance after having served four seasons as head strength & conditioning coach as well as assistant strength & conditioning coach from 2008-10. In 2011, Uyeyama was named Samson Equipment's NFL Strength & Conditioning Coach of the Year by *American Football Monthly*.

Uyeyama is responsible for overseeing the team's strength and conditioning program, which includes strength, power development, speed, recovery and regeneration, as well as the nutritional program for the players. He brings an individualized approach to the strength and conditioning position within a team-based context.

Uyeyama served as San Francisco's assistant strength & conditioning coach from 2008-10 after having served as the head strength & conditioning coach at Utah State University from 2004-07.

Uyeyama graduated from Utah in May of 2000 while working as a student assistant strength coach for two years. He then became a graduate assistant at USU before moving to another graduate assistant position at Arizona State from 2001 to 2003, when he was promoted to a full-time assistant.

Prior to working in the strength and conditioning field, Uyeyama played football at Butte Community College in Oroville, CA and Northern State University in Aberdeen, SD.

He earned a master's degree in higher and post secondary education from ASU in May of 2003.

Uyeyama and his wife, Tara, have twins - a son, Tate, and a daughter, Ever.

### UYEYAMA'S BACKGROUND

YEARS	COACHING BACKGROUND	HEAD COACH
2015-current	Director of Human Performance, San Francisco 49ers	Jim Tomsula
2011-14	Head Strength & Conditioning, San Francisco 49ers	Jim Harbaugh
2008-10	Assistant Strength & Conditioning, San Francisco 49ers	Jim Tomsula/Mike Singletary/Mike Nolan
2004-07	Head Strength & Conditioning, Utah State University	Brent Guy/Mike Dennehy
2003	Assistant, Arizona State University	Dirk Koetter
2001-02	Graduate Assistant, Arizona State University	Dirk Koetter
1996-97	*Nose Guard, Northern State University	Dennis Miller
1994-95	*Nose Guard, Butte Community College	Craig Rigsbee

\* Player



# KURT SCHMIDT

## STRENGTH, CONDITIONING & NUTRITION ASSISTANT

**3RD NFL SEASON**

**3RD WITH 49ERS**

Kurt Schmidt is in his third season as the 49ers strength, conditioning & nutrition assistant after serving on the University of Memphis strength and conditioning staff in 2012. He rejoined 49ers director of human performance, Mark Uyeyama, who he worked with from 2006-07 at Utah State.

Schmidt was a member of the Arkansas Razorbacks staff from 2008-12, and served as strength & conditioning coordinator and coordinator of nutrition education. With the Razorbacks, he coordinated a nutrition education program for the athletics department and developed programs for newcomers and injured student-athletes.

Prior to Arkansas, Schmidt worked at Utah State as an assistant and interim head of strength & conditioning from 2006-08. At Utah State, he worked with a number of programs, including football, men's and women's basketball, soccer and track and field.

Schmidt holds a master's degree in education from the University of Louisville, where he served as a graduate assistant from 2004-05. He was hired full-time at Louisville as an assistant football strength & conditioning coach from 2005-06.

Prior to his graduate assistant position at Louisville, he served as a graduate assistant at Utah from 2003-04, working with softball and alpine skiing. He also assisted with the Utes football, men's basketball, baseball and gymnastics programs.

A native of Elma, Iowa, Schmidt earned his bachelor's degree from the University of Wisconsin-La Crosse, where he played linebacker for the Eagles. He served a summer internship at Iowa with the Hawkeyes football program, and then completed a second internship at Winona State University in 2002.

Following his graduation from Wisconsin-Lacrosse with an exercise and sport science degree with an emphasis in fitness management, Schmidt worked at Yale, serving first as assistant director of sports conditioning and then as interim co-director of sports conditioning until April of 2003.

Schmidt is a member of the National Strength and Conditioning Association (NSCA) and is a Certified Strength and Conditioning Specialist.

Schmidt is married to wife, Trish, and the couple lives in San Jose.

### SCHMIDT'S BACKGROUND

<b>YEARS</b>	<b>COACHING BACKGROUND</b>	<b>HEAD COACH</b>
2013-current	Strength, Conditioning & Nutrition Assistant, San Francisco 49ers	Jim Tomsula/Jim Harbaugh
2012	Assistant Strength, University of Memphis	Justin Fuente
2008-12	Strength & Conditioning Coordinator/Coordinator of Nutrition, University of Arkansas	Bobby Petrino
2006-08	Assistant Strength & Conditioning, Utah State University	Brent Guy
2005-06	Assistant Football Strength & Conditioning, University of Louisville	Bobby Petrino
2004-05	Graduate Assistant, University of Louisville	Bobby Petrino
2003-04	Graduate Assistant, University of Utah	Urban Meyer
1998-01	*Linebacker, University of Wisconsin-La Crosse	Larry Terry/Roger Harring

\*Player





# BRIAN JOHNSON

## STRENGTH & CONDITIONING ASSISTANT

**1ST NFL SEASON**

**1ST WITH 49ERS**

Brian Johnson is entering his first season with the 49ers as a strength & conditioning assistant. Johnson spent the previous three seasons on the strength and conditioning staff at his alma mater, Louisiana State University.


Before his return to LSU, Johnson spent the 2010 and 2011 seasons as an assistant strength coach at Florida State University. He reunited with Seminoles head coach Jimbo Fisher, who served as Johnson's offensive coordinator while at LSU. Following his time at FSU, Johnson went on to become the head strength & conditioning coach at the University of Akron in March of 2012.

A native of Tallahassee, FL, Johnson had stops in the NFL with the Arizona Cardinals, Tampa Bay Buccaneers and Baltimore Ravens. The offensive lineman played collegiately at LSU where he appeared in 44 games (26 starts) for the Tigers. The four-year letterman saw his teams post a 44-8 career record, including a 13-1 National Championship season in 2003. As a senior in 2006, he earned Second-Team All-SEC honors. Johnson studied in general studies-kinesiology, African American studies and communications.

### JOHNSON'S BACKGROUND

<b>YEARS</b>	<b>COACHING BACKGROUND</b>	<b>HEAD COACH</b>
2015	Strength & Conditioning Assistant, San Francisco 49ers	Jim Tomsula
2012-14	Assistant Strength and Conditioning Coordinator, Louisiana State University	Les Miles
2012	Head Strength and Conditioning, University of Akron	Terry Bowden
2010-11	Assistant Strength and Conditioning, Florida State University	Jimbo Fisher
2009	*Guard, Baltimore Ravens	John Harbaugh
2008	*Guard, Baltimore Ravens/Tampa Bay Buccaneers	John Harbaugh/Jon Gruden
2007	*Guard, Tampa Bay Buccaneers/Arizona Cardinals	Jon Gruden/Ken Whisenhunt
2002-06	*Guard, Louisiana State University	Les Miles/Nick Saban

\* Player



# DAVID YOUNG

## STRENGTH & CONDITIONING ASSISTANT

2ND NFL SEASON

2ND WITH 49ERS

David Young is in his first season with the 49ers as a strength & conditioning assistant after spending the 2014 season as a strength & conditioning intern with the team.

Young joined San Francisco after serving in several capacities at the University of Memphis (2012-14). He began his time at Memphis as a football strength & conditioning intern prior to earning his master's degree in health and sport science as a graduate assistant. Upon graduation in 2013, he was brought on as an assistant strength & conditioning coach.

A native of West Burlington, IA, Young earned his bachelor's degree in exercise science with an emphasis in strength and conditioning from Central College (Pella, IA). Young played on the school's football team from 2008-12, where he spent time at both defensive end and tight end with the Dutch.

Off the field at Central, Young was a student strength & conditioning coach. He led the development and implementation of the strength & conditioning program for women's soccer and worked with the school's football, men's basketball, golf, track and field and wrestling teams.

### YOUNG'S BACKGROUND

YEARS	COACHING BACKGROUND	HEAD COACH
2015-current	Strength & Conditioning Assistant, San Francisco 49ers	Jim Tomsula
2014	Strength & Conditioning Intern, San Francisco 49ers	Jim Harbaugh
2014	Assistant Strength & Conditioning Coach, University of Memphis	Justin Fuente
2012-13	Strength & Conditioning Graduate Assistant, University of Memphis	Justin Fuente
2012	Football Strength and Conditioning Intern, University of Memphis	Justin Fuente
2008-11	*Defensive End/Tight End, Central College	Jeff McMartin

\* Player



# BILL NAYES

## SPECIAL ASSISTANT TO HEAD COACH

**15TH NFL SEASON**

**5TH WITH 49ERS**

Bill Nayas returns to San Francisco as special assistant to the head coach. He previously held the same position with the 49ers from 2009-12, where he served under both Jim Harbaugh and Mike Singletary.

Nayas spent two years (2013-14) at North Carolina State as the program's director of football operations. In that role, he was responsible for budgeting, team travel, camps, operational schedules and team bowl trips. He also served as a liaison between football and various departments and supervised office personnel.

Prior to his stint with San Francisco, Nayas served as assistant athletic director/director of football operations at the University of Wisconsin from 2006-09.

Before his time at Wisconsin, Nayas served as football operations coordinator/team travel with the Seattle Seahawks under then-head coach Mike Holmgren from 1999-06. During his seven years in Seattle, he was responsible for all aspects of the team's travel, including the budget, team charters, hotel accommodations, meal arrangements and ground transportation. Nayas also organized the Seahawks' training camp and mini-camps as well as the team's operational schedules.

Nayas was originally hired full time by the Packers in 1997 after serving as a training camp intern during the summers of 1995 and 1996. He worked under Holmgren as an administrative assistant/football operations until 1999.

During his years of working in football operations, which initially began at his alma mater as a student football manager before moving into a football operations assistant role upon graduation, Nayas has been a part of seven college bowl games, four international games and seven NFL postseasons and three Super Bowls.

Nayas graduated with a Bachelor of Science degree from the University of Wisconsin, in 1994. He and his wife, Paige, have a daughter, Natalia and a son, Joe.

### NAYES' BACKGROUND

YEARS	BACKGROUND	HEAD COACH
2015-present	Special Assistant to Head Coach, San Francisco 49ers	Jim Tomsula
2013-14	Director of Football Operations, North Carolina State University	Dave Doeren
2009-12	Special Assistant to Head Coach, San Francisco 49ers	Jim Harbaugh/Jim Tomsula/Mike Singletary
2006-09	Assistant Athletic Director/Director of Football Operations, University of Wisconsin	Bret Bielema
2000-06	Football Operations Coordinator/Team Travel, Seattle Seahawks	Mike Holmgren
1999-00	Administrative Assistant/Football Operations, Seattle Seahawks	Mike Holmgren
1997-99	Administrative Assistant/Football Operations, Green Bay Packers	Mike Holmgren
1994-97	Football Operations Assistant, University of Wisconsin	Barry Alvarez



# SAN FRANCISCO 49ERS

## SAN FRANCISCO 49ERS PRONUNCIATION GUIDE

<b>PLAYERS</b>	<b>PRONUNCIATION</b>	<b>PLAYERS</b>	<b>PRONUNCIATION</b>	<b>COACHES</b>	<b>PRONUNCIATION</b>
Nick Bellore	ba–LORE	Corey Lemonier	lemon–YAY	Chris Foerster	FURR–stir
Antoine Bethea	ANN–twahn, buh–THAY	Bradley Pinion	PIN–yunn	Thomas McGaughey Jr.	muh–GAY–hee
NaVorro Bowman	nuh–VARR–oh, BOH–minn	Erik Pears	PEERS	Geep Chryst	JEEP, KRIST
Tramaine Brock	truh–MAIN	Mike Purcell	purr–SELL	Aubrayo Franklin	uh–BRY–uh
Ahmad Brooks	uh–MAHD	Shayne Skov	SCOVE	Ejiro Eviro	eeh–JEE–row, EV–uh–row
Tank Carradine	CARE–uh–deen	Joe Staley	STAY–lee	Mark Uyeyama	ooh–ee–YAH–muh
Garrett Celek	SELL–ick	Jaquiski Tartt	juh–KWAH–skee		
Colin Kaepernick	CAP–ur–nick	Michael Wilhoite	WILL–hoit		
Daniel Kilgore	KILL–gore	Shareece Wright	shuh–REESE		

## ALL-TIME COACHES

**ALBERT, Frank C., (Frankie) – (Stanford)**  
Head Coach – 1956–58  
Assistant/Backfield Tutor – 1955

**ALSMAN, Ed – (Washington)**  
Special Teams – 1976–77

**ATKINS, Bill – (Auburn)**  
Defensive Secondary – 1976

**ATTAWAY, Jerry – (Sacramento State)**  
Physical Development Coordinator – 1983–04

**BANASZEK, Cas – (Northwestern)**  
Assistant Offensive Line – 1981

**BARNES, Michael – (New York–Cortland)**  
Strength Development – 1994–2000

**BARRY, Joe – (Southern California)**  
Defensive Quality Control – 2000

**BATTA, Tom – (Kent State)**  
Tight Ends – 1999–02

**BEAKE, Chris – (Air Force)**  
Offensive Assistant – 2010  
Offensive Assistant – 2003  
Defensive Assistant – 2000–02  
Defensive Quality Control – 1999

**BEARD, Ed – (Tennessee)**  
Linebackers – 1974–77  
Special Teams/Asst. Linebackers – 1973

**BENGSTON, Phil – (Minnesota)**  
Defensive Coach – 1951–58

**BOARD, Dwaine – (North Carolina A&T)**  
Defensive Line – 1994–2002  
Defensive Line Asst. – 1990–93

**BOLDIN, D.J. – (Wake Forest)**  
Offensive Assistant – 2014–15

**BROOKS, Rich – (Oregon State)**  
Special Teams/Defensive Backs – 1974–75

**BROWN, Greg – (UTEP)**  
Defensive Backs – 1999

**BROWN, Ray – (Arkansas State)**  
Assistant Offensive Line – 2010

**BROWN, Scott – (Adams State)**  
Defensive Line – 2015–Current

**CARLISLE, Duane – (Maryland)**  
Strength & Conditioning – 2008–2010  
Asst. Strength & Conditioning – 2005–07

**CARR, Jimmy – (Morris Harvey)**  
Defensive Backs – 1978

**CARROLL, Pete – (Pacific)**  
Defensive Coordinator – 1995–96

**CAVANAUGH, Matt – (Pittsburgh)**  
Quarterbacks – 1996

**CHRISTIAN, Jamie – (Central Washington)**  
Defensive Quality Control – 2003–04

**CHRISTIENSEN, Jack – (Colorado State)**  
Head Coach – 1963–67  
Defensive Backs – 1959–63

**CHRISTIANSON, Michael – (Western Oregon)**  
Offensive Ast./Coord. Football Technology – 2012  
Coord. Football Information/Quality Control – 2011

**CHRISTOFF, A. J. – (Idaho)**  
Secondary – 2005

**CHRYST, GEEP – (Princeton)**  
Offensive Coordinator – 2015–Current  
Quarterbacks – 2011–2014

**CIGNETTI, Frank – (Indiana University (PA))**  
Quarterbacks – 2007

**CLARK, Monte – (Southern California)**  
Head Coach – 1976

**COLCHICO, Dan – (San Jose State)**  
Assistant Coach – 1967

**COSLET, Bruce – (Pacific)**  
Tight Ends – 1980

**COZZETTO, Dan – (Idaho)**  
Tight Ends – 2004

**CURRY, Ronald – (North Carolina)**  
Wide Receivers – 2015–Current  
Offensive Assistant – 2013–2014

**DAHLEN, Neal – (San Jose State)**  
Coaching Administrator – 1979–95

**DAVID, Jim – (Colorado State)**  
Defensive Backs – 1964–66

**DAVIS, Billy – (Cincinnati)**  
Defensive Coordinator – 2005–06

**DAVIS, Reggie – (Washington)**  
Offensive Line – 2014  
Tight Ends – 2011–2013

**DAY, Shane – (Kansas State)**  
Quality Control – 2007–09

**DEHAVEN, Bruce – (Southwestern College)**  
Special Teams – 2000–02

**DONATELL, Ed – (Glenville State)**  
Secondary – 2011–2014

**DREVNO, Tim – (Cal State Fullerton)**  
Offensive Line – 2011–2013

**DUNCAN, Mark – (Denver)**  
Defensive Backs – 1955–62

**EMANUEL, Gary – (Plymouth State)**  
Defensive Line – 2005–06

**ENGRAM, Bobby – (Penn State)**  
Offensive Assistant – 2011

**ENRIGHT, Dick – (Southern California)**  
Offensive Line – 1976

**ERBER, Lew – (Montana State)**  
Blocking/Kicking – 1975

**ERDELATZ, Eddie – (St. Mary's)**  
Assistant – 1948–49

**ERICKSON, Dennis – (Montana State)**  
Head Coach – 2003–04

**EVEREST, Al – (Southern Methodist)**  
Special Teams Coordinator – 2007–09

**EVERO, Ejiro – (UC–Davis)**  
Defensive Assistant – 2014–Current  
Offensive Assistant – 2012–2013  
Quality Control – 2011

**FANGIO, Vic – (East Stroudsburg)**  
Defensive Coordinator – 2011–2014

**FIPP, Dave – (Arizona)**  
Assistant Special Teams – 2008–10

**FISHER, Jeff – (Southern California)**  
Defensive Backs – 1992–93

**FLOWERS, Richmond – (Duke)**  
Offensive Assistant – 2014

**FOERSTER, Chris – (Colorado State)**  
Offensive Line – 2015–Current  
Offensive Line – 2008–09

**FRANKLIN, Aubrayo – (Tennessee)**  
Defensive Assistant – 2015–Current

**FRANKLIN, Chet – (Utah)**  
Defensive Backs – 1974  
Special Teams – 1971–73

**GANSZ, Frank – (Navy)**  
Special Teams – 1978

**GASE, Adam – (Michigan State)**  
Offensive Assistant – 2008

**GERHART, Doug – (Occidental)**  
Quarterbacks/Running Backs – 1977  
Quarterbacks/Receivers – 1976

**GIDDINGS, Mike – (California)**  
Linebackers – 1968–73

**GREEN, Dennis – (Iowa)**  
Receivers – 1986–88  
Receivers/Special Teams – 1979

**GRUDEN, Jon – (Dayton)**  
Offensive Quality Control – 1990

**HACKETT, Paul – (UC Davis)**  
Quarterbacks/Receivers – 1983–85

**HAMILTON, Pep – (Howard)**  
Offensive Assistant/Quarterbacks coach – 2006

**HANSEN, Peter – (Arizona)**  
Defensive Assistant/Outside Linebackers – 2013  
Defensive Assistant/Quality Control – 2011–12

**HARBAUGH, Jim – (Michigan)**  
Head Coach – 2011–2014

**HARRIS, Al – (Arizona State)**  
Pass Rush Specialist – 2009–10

**HARRIS, Bishop – (North Carolina College)**  
Running Backs – 2005–07

**HART, Tommy – (Morris Brown)**  
Defensive Assistant – 1983–91

**HECKER, Norb – (Baldwin–Wallace)**  
Linebackers – 1980–86  
Defensive Backs – 1979

**HEINRICH, Don – (Washington)**  
Quarterbacks/Receivers – 1974–75  
Defensive Secondary – 1971–73

**HENRY, Adam – (McNeese State)**  
Wide Receivers – 2015–Current

**HICKEY, W., Howard “Red” – (Arkansas)**  
Head Coach – 1959–63  
Offensive Backs/Ends – 1955–58

**HIGHTOWER, Richard – (Texas)**  
Assistant Special Teams – 2015–Current

**HILL, Jaime – (San Francisco State)**  
Defensive Quality Control – 1997–98

**HOENER, Pete – (Bradley)**  
Tight Ends – 2005–10

**HOLLWAY, Bob – (Michigan)**  
Defensive Line – 1975

**HOLMGREN, Mike – (Southern California)**  
Offensive Coordinator/Quarterbacks – 1989–91  
Quarterbacks – 1986–88

**HOLMOE, Tom – (Brigham Young)**  
Defensive Backs – 1994–95

**HOLOVAK, Mike – (Boston College)**  
Offensive Backfield – 1969

**HOSTLER, Jim – (Indiana, PA)**  
Quarterbacks – 2005–06  
Offensive Coordinator – 2007

**HUGHES, Ed – (Tulsa)**  
Chief of Offense/Backs – 1968–70

## ALL-TIME COACHES

### **JACKSON, Carl – (Prairie View A&M)**

Running Backs – 1992–96

### **JACKSON, Greg – (Louisiana State)**

Assistant Secondary – 2011–2014

### **JACKSON, Milt – (Tulsa)**

Special Teams/Wide Receivers – 1980–82

### **JOHNSON, Bill – (Tyler JC)**

Chief of Offense – 1955–67

### **JOHNSON, Brian – (Louisiana State)**

Strength & Conditioning Assistant – 2015–current

### **JOHNSON, Mike – (Akron)**

Offensive Coordinator – 2010

Quarterbacks – 2009–10

### **JONES, Terrell – (San Jose State)**

Strength Development Coordinator – 2000–04

### **JOSEPH, Vance – (Colorado)**

Secondary Assistant – 2005–10

### **KIRKSEY, Larry – (Eastern Kentucky)**

Receivers – 1994–99

### **KNAPP, Greg – (Sacramento State)**

Offensive Coordinator – 2001–03

Quarterbacks – 1998–2000

Offensive Quality Control – 1995–97

### **KUBIAK, Gary – (Texas A&M)**

Quarterbacks – 1994

### **LAPPANO, Tim – (Idaho)**

Running Backs – 2003–04

### **LAVAN, Al – (Colorado State)**

Running Backs – 1989–90

### **LAWSON, Jim – (Stanford)**

Assistant – 1946–54

### **LEAVITT, Jim – (Missouri)**

Linebackers – 2011–2014

### **LEGGETT, Earl – (Louisiana State)**

Defensive Line – 1978

### **LEWIS, Sherman – (Michigan State)**

Receivers – 1989–91

Running Backs – 1983–88

### **LEWIS, Tim – (Pittsburgh)**

Secondary – 2015–Current

### **LITTLE, Steve – (Iowa State)**

Physical Development Asst. – 1993

### **LOGAN, Steve – (Tulsa)**

Quarterbacks – 2015–Current

### **LOMBARDI, Mick – (Fordham)**

Defensive Assistant – 2015–Current

Offensive Assistant – 2014

### **LOWRY, Alan – (Texas)**

Special Teams – 1992–95

### **LYNN, Johnnie – (UCLA)**

Special Asst. to Head Coach/Secondary – 2009–10

Secondary – 2006–08

Defensive Backs – 1996

### **LYNN, Ron – (Mount Union)**

Secondary – 2004

### **MAC DUFF, Larry – (Oklahoma)**

Special Teams Coordinator – 2003–06

### **MANGINI, Eric – (Wesleyan)**

Defensive Coordinator – 2015–Current

Tight Ends – 2014

Senior Offensive Consultant – 2013

### **MANUSKY, Greg (Colgate)**

Defensive Coordinator – 2007–10

### **MARIUCCI, Steve – (Northern Michigan)**

Head Coach – 1997–02

### **MARSHALL, John – (Washington State)**

Defensive Coordinator – 1997–98

Linebackers – 1994–96

Defensive Line – 1989–93

### **MARTZ, Mike – (Fresno State)**

Offensive Coordinator – 2008

### **MATTHEWS, Billie – (Southern)**

Running Backs – 1979–82

### **MAXIE, Brett – (Texas Southern)**

Secondary – 2002–03

Assistant Secondary – 2000–01

Defensive Assistant – 1999

### **McADOO, Ben – (Indiana, PA)**

Assistant Offensive Line/Quality Control – 2005

### **McCARTHY, Mike – (Baker)**

Offensive Coordinator – 2005

### **McCARTNEY, T.C. – (Louisiana State)**

Offensive Assistant – 2015–current

### **McCULLEY, Pete – (Louisiana Tech)**

Head Coach – 1978

### **McGAUGHEY, JR., Thomas – (Houston)**

Special Teams Coordinator – 2015–Current

### **McKITTRICK, Bobb – (Oregon State)**

Offensive Line – 1979–99

### **McMACKIN, Greg – (Southern Oregon)**

Associate Head Coach/Linebackers – 2003–04

### **McPHERSON, Bill – (Santa Clara)**

Linebackers/Defensive Line/

Defensive Coordinator/Asst. Head

Coach/Defensive Asst. – 1979–98

### **MEYER, Ken – (Denison)**

Head Coach – 1977

Offensive Backfield – 1968

### **MICHAEL, Jason – (Western Kentucky)**

Quarterbacks – 2010

Offensive Assistant – 2009–10

### **MILLER, Burnie – (Wofford)**

Defensive Backs – 1970

### **MORA, Jim – (Washington)**

Defensive Coordinator – 1999–03

Defensive Backs – 1997–98

### **MORNHINWEG, Marty – (Montana)**

Offensive Coordinator – Quarterbacks – 1997–98

### **MORRIS, Pat – (Southern California)**

Offensive Line – 1999–03

Tight Ends/Assistant Offensive Line – 1997–98

### **MORTON, John – (Western Michigan)**

Wide Receivers – 2011–2014

### **MUDD, Howard – (Hillsdale)**

Offensive Line – 1977

### **MYERS, Jack – (UCLA)**

Assistant – 1963

### **NATHAN, Tony – (Alabama)**

Running Backs – 2008

### **NOLAN, Dick – (Maryland)**

Head Coach – 1968–75

### **NOLAN, Mike – (Oregon)**

Head Coach – 2005–2008

### **NORI, Mark (Boston College)**

Offensive Assistant/Offensive Line – 2007

### **O'CONNOR, Fred – (East Stroudsburg State)**

Head Coach (final seven games) – 1978

Offensive Coordinator – 1978

### **OLSON, Greg – (Central Washington)**

Quarterbacks – 2001

### **OLSON, Rich – (Washington State)**

Quarterbacks – 2004

### **PARIANI, Brian – (UCLA)**

Offensive Coaches Assistant – 1992–94

### **PARKER, Johnny – (Mississippi)**

Strength and Conditioning – 2005–07

### **PELINI, Mark (Bo) – (Ohio State)**

Defensive Assistant – 1994–96

### **PENDERGAST, Clancy – (Arizona)**

Linebackers – 2015–Current

### **PERRY, Joe – (Compton JC)**

Kicking/Game Scout – 1968–69

### **PETERS, Floyd – (San Francisco State)**

Defensive Line – 1976–77

### **QUINN, Dan – (Salisbury State)**

Defensive Line – 2003–04

Defensive Quality Control – 2001–02

### **RADAKOVICH, Dan – (Penn State)**

Defensive Coordinator/Linebackers – 1978

### **RATHMAN, Tom – (Nebraska)**

Running Backs – 2009–Current

Running Backs – 1997–02

Running Backs/Tight Ends Asst. – 1996

### **RAYE, Jimmy – (Michigan State)**

Offensive Coordinator – 2009–10

Receivers – 1977

### **REESE, Floyd – (UCLA)**

Strength & Conditioning – 1978

### **RHODES, Ray – (Tulsa)**

Defensive Coordinator – 1994

Defensive Backs – 1983–91

Asst. Defensive Backs – 1981–82

### **ROBINSON, Willy – (Fresno State)**

Defensive Coordinator – 2004

### **RODGERS, Jeff – (North Texas)**

Special Teams Assistant – 2003–07

### **ROMAN, Greg – (John Carroll)**

Offensive Coordinator – 2011–2014

### **RUFFO, Al – (Santa Clara)**

Assistant Coach – 1946–47

### **SCHMIDT, Kurt – (Wisconsin-Lacrosse)**

Strength, Conditioning & Nutrition Asst. – 2013–

Curr.

### **SCHOLZ, Dave – (Wisconsin-Milwaukee)**

Strength, Nutrition & Conditioning Asst. – 2012

### **SCHOTTHENHEIMER, Kurt – (Miami)**

Special Teams Coordinator – 2010

### **SCOLA, Joe – (Dartmouth)**

Offensive Assistant – 2015–current

### **SCOVIL, Doug – (Pacific)**

Offensive Backs – 1971–75

Special Teams – 1970

### **SEELY, Brad – (South Dakota State)**

Asst. HC/Special Teams Coordinator – 2011–2014

### **SEIFERT, George – (Utah)**

Head Coach – 1989–96

Defensive Coordinator – 1983–88

Secondary – 1980–82

## ALL-TIME COACHES

### SHANAHAN, Mike – (Eastern Illinois)

Offensive Coordinator/Quarterbacks – 1992–94

### SHAW, Bob – (Ohio State)

Assistant Coach – 1959

### SHAW, Lawrence “Buck” – (Notre Dame)

Head Coach – 1946–54

### SHERMAN, Ray – (Fresno State)

Receivers – 1992–93

Running Backs – 1991

### SHOFNER, Jim – (Texas Christian)

Defensive Backs – 1977

Receivers/Quarterbacks – 1970–73

Defensive Backs – 1967–69

### SIMMONS, Al – (Cal State–Hayward)

Secondary – 2004

Assistant Secondary – 2003

### SINGLETARY, Mike – (Baylor)

Head Coach – 2009–10

Assistant Head Coach/Linebackers – 2005–08

### SINGLETARY, Vantz – (Kansas State)

Inside Linebackers – 2009–10

### SMITH, Gregg – (Idaho)

Assistant Head Coach/Offensive Line – 2004

Assistant Head Coach/Tight Ends – 2003

### SMITH, Richard – (Fresno State)

Linebackers – 1997–02

### SMITH, Tracy – (Louisiana State)

Special Teams Assistant – 2012–2014

### SOLARI, Mike – (San Diego State)

Offensive Line – 2010–2014

Tight Ends/Asst. Offensive Line – 1992–96

### SPARANO, Tony – (New Haven)

Tight Ends – 2015–Current

### SPAVITAL, Jim – (Oklahoma State)

Running Backs – 1976

### STANFEL, Dick – (San Francisco)

Offensive Coordinator/Offensive Line – 1971–75

### STECKEL, Les – (Kansas)

Receivers – 1978

### STEWART, George – (Arkansas)

Receivers – 2000–02

Special Teams Coordinator – 1996–99

### STILES, Lynn – (Utah)

Special Teams/TEs/Offensive Line Asst. – 1987–91

### STRADER, Norman P., “Red” – (St. Mary’s)

Head Coach – 1955

Asst. Coach/Chief Scout – 1952

### STUDLEY, Chuck – (Illinois)

Defensive Coordinator – 1979–82

### SUGARMAN, Andy – (California)

Offensive Assistant – 2000–02

Offensive Quality Control – 1998–99

### SULLIVAN, Jerry – (Florida State)

Wide Receivers/Senior Assistant – 2005–10

### SWARTZ, Scott – (San Jose State)

Offensive Quality Control – 2004

### TALLEY, Robert – (Boston University)

Special Assistant to the Head Coach – 2005–2006

### TARVER, Jason – (Santa Clara)

Senior Defensive Asst./Linebackers – 2015–Current

Outside Linebackers – 2009–10

Defensive Asst./Outside Linebackers – 2005–2008

Assistant Running Backs/Offensive Assistant – 2004

Offensive Quality Control – 2001–03

### TAYLOR, Chuck – (Stanford)

Assistant Coach – 1950

### TITTLE, Y.A. – (Louisiana State)

Offensive Consultant – 1965–69

### TOLBERT, Kevin – (Navy)

Assistant Strength and Conditioning – 2011–2014

### TOLLNER, Ted – (Cal Poly SLO)

Quarterbacks/Assistant to Head Coach – 2008

Offensive Assistant – 2007

Offensive Coordinator – 2004

Quarterbacks – 2002–03

### TOMEY, Dick – (DePauw)

Defensive Assistant – 2003

### TOMSULA, Jim (Catawba)

Head Coach – 2015–Current

Defensive Line – 2007–2014

Interim Head Coach – 2010

### TRESTMAN, Marc – (Minnesota)

Offensive Coordinator – 1995–96

### TURNER, Norv – (Oregon)

Offensive Coordinator – 2006

### UYEYAMA, Mark – (Utah)

Director of Human Performance – 2015–Current

Head Strength & Conditioning – 2011–14

Asst. Strength & Conditioning – 2008–10

### VERMEIL, Al – (Utah State)

Strength & Conditioning – 1979–82

### VETRANO, Joe – (Southern Mississippi)

Assistant Coach/Chief Scout – 1953–56

### VON APPEN, Fred – (Linfield)

Defensive Line – 1987–88

Special Teams/Asst. Offensive Line/TE – 1983–86

### VORIS, Dick – (San Jose State)

Assistant Coach – 1963–67

### WALSH, Bill – (San Jose State)

Asst. to Coaching Staff – 1996

Head Coach – 1979–88

### WARHOP, George – (Cincinnati)

Offensive Line – 2005–09

### WHITE, Mike – (California)

Administrative Asst./Offensive Line – 1978–79

### WILSON, Billy – (San Jose State)

Offensive End Coach – 1964–67

Assistant Coach – 1961–62

### WIGGIN, Paul – (Stanford)

Defensive Coordinator/Line – 1974

Defensive Line – 1968–73

### WOLFORD, Eric – (Kansas State)

Assistant Offensive Line – 2015–Current

### WRIGHT, Eric – (Missouri)

Defensive Backs Assistant – 1991–93

### WULFF, PAUL – (Washington State)

Senior Offensive Assistant – 2012–2013

### WYCHE, Sam – (Furman)

Quarterbacks – 1979–82

### YARBER, Eric – (Idaho)

Wide Receivers – 2003–04

### YOUNG, David – (Idaho)

Strength & Conditioning Assistant – 2015–current

### ZEMAN, Bob – (Wisconsin)

Linebackers – 1989–93

### ZWAHLEN, Ernie – (Oregon State)

Offensive Line – 1968–70





# JEFF FERGUSON

## VICE PRESIDENT OF FOOTBALL OPERATIONS

**10TH NFL SEASON**

**10TH WITH 49ERS**

Jeff Ferguson is in his 10th year with the 49ers and his third as vice president of football operations. Having previously served as the director of football operations and sports medicine since 2011, Ferguson oversees the 49ers sports medicine, strength and conditioning, team logistics, groundskeeping, equipment and video operations departments.

From 2006-10, Ferguson served as the team's head athletic trainer, overseeing the team's rehabilitation procedures, injury records, training room and daily athletic training duties. He joined the 49ers after serving as the manager of athletic team development with BREG, an orthopedic company based out of Vista, CA. From June of 2005 until March of 2006 Ferguson specialized in sports medicine bracing for BREG.

Prior to his move to the West Coast, Ferguson spent eight years in several capacities at Kansas State University, though he continued to serve as the athletic trainer for the Kansas State football team throughout his time in Manhattan. He began his career in Wildcat athletics in 1997 as an assistant athletic trainer for inter-collegiate sports.

In 2002, Ferguson was promoted to assistant athletic director for sports medicine, a position he held until 2005. In his role, Ferguson was responsible for the prevention, evaluation, treatment and rehabilitation of all athletic injuries, in addition to supervising medical coverage for 14 collegiate athletic teams. His staff was voted best in the Big 12 for their medical efforts from 2003-04.

The previous two years (1995-97), Ferguson was an athletic trainer with an orthopedic surgeon and physical therapy company in Louisburg, NC. While doing graduate work at the University of Texas at Arlington, he spent two years as a graduate assistant athletic trainer that included the task of head athletic trainer for the track and field teams.

A native of Clemson, SC, Ferguson earned his bachelor's degree in 1993 at Clemson University and his master's degree in 1995 at Texas-Arlington. He got his start in college athletic training as a student athletic trainer at Clemson from 1989-93, and spent the 1992 summer as a preseason athletic trainer for the New England Patriots. He is also a certified member of the National Athletic Trainers Association (NATA).

A native of Clemson, SC, Ferguson is married to the former Rebecca Hopper. The couple resides in Santa Clara, CA, with their two daughters, Madelyn and Alexandra, and son, J.C.



## TOM GAMBLE

### SENIOR PERSONNEL EXECUTIVE

28TH NFL SEASON

9TH WITH 49ERS

A successful talent evaluator with a plethora of NFL experience, Tom Gamble returned to the 49ers as the team's senior personnel executive during the 2015 offseason after spending the previous two seasons with the Philadelphia Eagles as their vice president of player personnel.

Gamble's extensive NFL resume includes work in both college and pro scouting, contract negotiations and a stint in the coaching ranks. During his time in the league, Gamble has helped produce 12 playoff teams, including five with Indianapolis, five with Philadelphia and two with San Francisco.

In 2012, Gamble oversaw both the college and pro personnel efforts of the 49ers while working closely with general manager Trent Baalke. With assistance from Gamble, the 49ers tied for the NFL-lead with nine Pro Bowl selections and advanced to Super Bowl XLVII.

Prior to being named director of player personnel, Gamble served as the director of pro personnel for the previous seven seasons in San Francisco. In that role, Gamble monitored every NFL roster with an emphasis on scouting talent of upcoming free agents, while also maintaining continuous depth of personnel of the 49ers roster. In 2010, he was assigned additional responsibilities in collegiate scouting in order to maximize the use of his talent evaluation expertise.

Before arriving in San Francisco, Gamble served as a college scout for the Colts from 1998-04 under veteran NFL executive Bill Polian.

From 1995-96, Gamble held a stint in the coaching ranks as a defensive assistant/quality control coach with the New York Jets. He then returned to player evaluation as a part-time college scout for the Carolina Panthers before serving as a pro scout for the Baltimore Ravens during the 1997 season.

Gamble originally entered the NFL in 1988 as an assistant in the Eagles player personnel department. He stayed with the Eagles through 1994, serving as a college scouting administrator, area scout, contract negotiator and the team's director of pro scouting during his tenure.

Gamble earned his bachelor's degree from High Point University in 1987 and a master's degree from Rowan University in 1988. He grew up in a football family, where his father, Harry, was formerly the general manager (1985) and president (1986-95) of the Eagles, while also holding a stint coaching Philadelphia's tight ends/special teams from 1981-82. He also served as the head coach at both the University of Pennsylvania and Lafayette College.

Gamble and his wife, Juliette, have three sons, Tom, Gregory and Matthew.



# MIKE WILLIAMS

## DIRECTOR OF PRO PERSONNEL

**16TH NFL SEASON**

**13TH WITH 49ERS**

Mike Williams is in his third season as director of pro personnel with the 49ers, after spending the 2012 season as a pro personnel scout with the team. In his current role, he monitors all NFL rosters, and those of all other professional football leagues, with emphasis on scouting talent of upcoming pro free agents. Williams is responsible for maintaining continuous depth on the 49ers roster.

Williams re-joined the 49ers in 2012 after spending the previous three seasons with the St. Louis Rams. As the Rams vice president of player personnel, he was responsible for managing the pro scouting department, evaluating draft eligible prospects and helping to evaluate and manage the Rams roster.

Prior to joining the Rams, Williams spent nine seasons (2000-08) with the 49ers in various roles. He served as the assistant director of pro personnel during his last four years with the team, with responsibilities that included advance scouting, evaluating free agents, setting up free agent workouts and tracking NFL rosters and depth charts. Williams originally joined the 49ers in 1999 as a volunteer in the personnel department, and later became a full-time personnel assistant in 2000.

Williams was the defensive coordinator at De Anza College in Cupertino, CA, in 1998, after serving one season as the linebackers coach at Southern Utah, in 1997. Prior to Southern Utah, Williams was the defensive coordinator at St. Lawrence High School in Santa Clara, CA.

A native of Santa Ana, CA, Williams earned his bachelor's degree in economics from Santa Clara University in 1989, where he was a four-year starter at safety for the Broncos. He attended Mater Dei High School where he played football, basketball and participated in track. Williams and his wife, Holly, have two daughters, Emily Angeline and Catherine Anne.



# MATT MALASPINA

## DIRECTOR OF COLLEGE SCOUTING

**17TH NFL SEASON**

**11TH WITH 49ERS**

Matt Malaspina is in his 11th year with the 49ers and his third as the director of college scouting. In his current role, Malaspina oversees the college scouting staff and the daily operations of the department.

Malaspina spent the previous three years as the national scout, where he was responsible for scouting the southeast region as well as crosschecking college football's top prospects throughout the country.

Malaspina joined the 49ers after spending five years as an area scout with the Seattle Seahawks. Prior to the Seahawks, he spent the 1999 season with the Carolina Panthers, where he evaluated college players in the southeast region. Malaspina spent the previous year with National Football Scouting.

Malaspina was an assistant offensive coach at Jacksonville University from 1997-98. He entered college coaching in 1997 as an intern at his alma mater, the University of Central Florida. A 1993 graduate of Central Florida, Malaspina went on to have a brief playing career as a center for the Shreveport Pirates of the Canadian Football League, playing in 1994 and attending training camp in 1995.





## **BRIAN HAMPTON**

### **DIRECTOR OF FOOTBALL ADMINISTRATION AND ANALYTICS**

**12TH NFL SEASON**

**12TH WITH 49ERS**

Brian Hampton is in his 12th season with the 49ers and his sixth as director of football administration and analytics. Hampton previously served as the team's manager of football operations for two seasons and as an analyst before that. He originally joined the 49ers as a football operations intern in late 2003.

In his current role, Hampton is responsible for contract negotiations, strategic planning and management of the club's player compensation budget and salary cap. His various other daily football operations duties include overseeing the budgets for all football departments, compliance with league rules and scheduling. Hampton also manages the football R&D efforts, providing frequent analysis on special projects for the owner, head coach, general manager and president.

Born and raised in Oakley, CA, Hampton earned a M.A. in sport management from the University of San Francisco and a B.A. in business economics from UC-Santa Barbara. While attending UCSB, Hampton worked for the Santa Barbara Foresters Baseball Club and the UCSB athletic department. Hampton also spent two years directing the UCSB sports fan club and also was elected and served as President of the Associated Students for one year.

Hampton resides in Mountain View, CA, with his wife, Lindsay, daughter, Jordan, and son, Nolan. He is an avid tri-athlete and runner, and has completed a number of events, including marathons and Ironman triathlons.



## QUENTUS CUMBY

### ASSISTANT DIRECTOR OF PRO PERSONNEL

**10TH NFL SEASON**

**10TH WITH 49ERS**

Quentus Cumby is in his 10th year with the 49ers and third as the assistant director of pro personnel. He spent the previous seven seasons as the team's pro personnel scout.

In his role, Cumby evaluates both NFL talent and players from other professional football leagues. He serves as the 49ers weekly advance scout for the personnel and coaching staffs. During the offseason, he evaluates the team's roster and all pending NFL free agents prior to free agency, while also assisting with draft preparation.

Prior to joining the 49ers, Cumby was a physical education teacher at Ben Franklin Intermediate in Daly City, CA, during the 2005-06 term. He began his teaching career in the fall of 2005 after spending the summer as an intern with the Green Bay Packers player personnel department under Ted Thompson and Reggie McKenzie.

In 2003, Cumby was invited to participate in training camp by the Packers as a free agent safety. One year later, he spent the summer of 2004 playing the position in the Canadian Football League with the Edmonton Eskimos.

Cumby lettered in football and ran track at Cleburne (TX) High School, where he was an all-state free safety in 1999. He went on to earn a football scholarship to the University of Kentucky and was a two-year starter at free safety and cornerback from 1999-02. He graduated in 2004 with a bachelor's degree in kinesiology.

Cumby resides in East Palo Alto, CA, with his wife Liz, and two children, Drew and Kyla.



## ETHAN WAUGH

### SENIOR PLAYER PERSONNEL COORDINATOR

**12TH NFL SEASON**

**12TH WITH 49ERS**

Ethan Waugh is in his 12th year with the 49ers and first as senior player personnel coordinator after having served three seasons as the team's senior personnel assistant. In his role, he is based in Santa Clara, where he works with all aspects of player personnel. Waugh spent four seasons as the team's midwest regional scout.

Prior to being promoted to an area scout in 2008, Waugh served as the team's personnel assistant where he was involved in a variety of areas, including the evaluation and scouting of college and professional players and working extensively with the 49ers' scouting database.

Waugh joined the 49ers after spending the previous two seasons at Illinois Wesleyan University, where he served as the offensive coordinator, quarterbacks coach and recruiting coordinator.

Prior to his time at Illinois Wesleyan, Waugh served as an assistant at Western Carolina University from 1997-2001. While with the Catamounts, he coached on both the offensive and defensive sides of the ball and assisted with special teams.

Waugh grew up in Vernon Hills, IL, and played defensive back for two years at Lake Forest College before transferring to Lawrence University where he played the slot and quarterback positions. He is a 1997 graduate of Lawrence with a bachelor's degree in history and earned a master's degree in American History from Western Carolina in 1999.

Waugh hails from a football family. His father, Maury, currently coaches at Trine University, his brother, Tucker, coaches the slot-backs at Army, and another brother, Adam, is the co-defensive coordinator/safeties at Louisiana-Monroe.

He and his wife, Allison, reside in San Jose, CA with their four sons.



## **JUSTIN CHABOT**

### **NATIONAL SCOUT**

**12TH NFL SEASON**

**12TH WITH 49ERS**

Justin Chabot is in his 12th year with the 49ers and his third as the team's national scout. In his current role, he is responsible for scouting the southeast region as well as crosschecking college football's top prospects throughout the country. Chabot began his time with the 49ers scouting the midwest region for four years. He later scouted the southwest region for two years, the southeast region for two years and most recently the midwest region for one year.

Prior to joining the 49ers, Chabot spent five years as the director of football operations at Northwestern. As part of his role with the Wildcats, Chabot served as the pro liaison to visiting college talent scouts from the NFL. Chabot was extremely familiar with Northwestern's football program, having starred as an offensive lineman on the 1995 and 1996 Big Ten Championship teams.

Chabot recorded 41 career starts on the Northwestern offensive line, including starts on the 1996 Rose Bowl and the 1997 Citrus Bowl teams. A four-year letterwinner and captain of the 1996 squad, Chabot was named first-team All-Big Ten by the media and coaches as a senior. He was also named to the Academic All-Big Ten list, in 1993.

Born in Washington, D.C., Chabot was raised in Oxford, OH. He graduated from Northwestern in 1996 with a degree in sociology, and played professionally during the 1997 season with the Pittsburgh Steelers and the New York Giants.

Chabot resides in Baton Rouge, LA, with his twin sons, Walker and Brant.



## **TARIQ AHMAD**

### **REGIONAL SCOUT**

**2ND NFL SEASON**

**2ND WITH 49ERS**

Tariq Ahmad is in his first season as a regional scout after spending the 2014 season as an assistant in the 49ers scouting department. Ahmad will assist with the evaluations of both college and professional players.

Ahmad joins the team following four seasons as director of football recruiting operations at Rutgers University and seven seasons overall as a member of the Scarlet Knights program. During his time at Rutgers, Ahmad received his master's degree in education administration.

Ahmad previously served as an offensive graduate assistant coach at Ithaca College, working with the running backs on game strategies and techniques. Prior to becoming a coach, Ahmad was a three-sport athlete, participating in football, basketball and outdoor track at his alma mater. A native of Holmdel, NJ, he graduated from Ithaca College in 2005, majoring in health and physical education.



## REGGIE COBB

### REGIONAL SCOUT

**15TH NFL SEASON**

**7TH WITH 49ERS**

Reggie Cobb is in his seventh year with the 49ers as the club's western regional scout. In 2011, Cobb was named NFC Scout of the Year by the Fritz Pollard Alliance.

Cobb joined the 49ers after spending the previous six years scouting the Southwest region for the Tampa Bay Buccaneers and two seasons (2001-02) as a member of the Washington Redskins scouting department.

Cobb enjoyed a seven-year playing career that began as a second-round pick (30th overall) by the Buccaneers, in 1990. Cobb played four seasons (1990-93) with Tampa Bay before playing one season each with Green Bay (1994), Jacksonville (1995) and the N.Y. Jets (1996).

Cobb finished his college career ranked third on the University of Tennessee's career rushing chart with 2,360 yards and 26 touchdowns. He was also a member of the school's 100th anniversary team. Cobb lettered in track and graduated with a degree in urban studies in 1990.

Cobb and his son, DeMarcus, live in Sugarland, Texas.



## CHIP FLANAGAN

### REGIONAL SCOUT

**12TH NFL SEASON**

**4TH WITH 49ERS**

Chip Flanagan is in his fourth season with the 49ers as the team's northeast regional scout after spending the previous eight seasons with the Washington Redskins.

Flanagan served as an area scout for the Redskins from 2007-11, where he was responsible for evaluating college prospects at schools located in the southwest region (2007-10) and southeast region (2011).

Prior to working as an area scout, Flanagan served as a college scouting assistant with the Redskins for two seasons (2005-06). He originally entered the NFL in 2004 as an intern in the Redskins' personnel department.

Flanagan was a three-time letterman in football at outside linebacker and a team captain with Bowdoin College in Brunswick, ME. He also lettered in baseball. A Lowell, MA, native, Flanagan received a degree in mathematics and a minor in economics in 2000. He also received a master's degree in sport management from Massachusetts-Amherst in 2004.

Flanagan and his wife, Lisa, reside in Virginia Beach, Va. The couple has a daughter, Kylie, and a son, Zack.





# DARRELL MOODY

## REGIONAL SCOUT

14TH NFL SEASON

1ST WITH 49ERS

Darrell Moody is entering his first season with the 49ers as the team's south regional scout. A 13-year veteran of scouting in the NFL, he joins the organization after spending the previous five seasons (2010-2014) with the Buffalo Bills as a national scout. Prior to joining the Bills, Moody spent eight seasons (2002-09) with the San Diego Chargers as a college scout, covering the southeast region.

Prior to joining San Diego, he was the offensive coordinator for Eastern Randolph High School in Ramseur, NC during the 2001 season.

From 1998-2000, Moody served an assistant coach at the University of North Carolina. In 1998-99, he coached the wide receivers and in 2000, he became the running backs coach and was responsible for coordinating recruiting efforts. Additionally, Moody was the offensive coordinator at North Carolina from 1988-95. On top of his duties as offensive coordinator, he spent time coaching the quarterbacks (1988-89) and running backs (1990-95).

In between stints at UNC, Moody spent the 1996 season as the offensive coordinator at Clemson, and as the wide receivers coach at his alma mater, North Carolina State, in 1997.

A native of Asheboro, NC, Moody was a quarterback at North Carolina State from 1968-70, where he earned a degree in economics and a Master's in vocational education.

Moody began his coaching career by spending the 1971-72 seasons at Asheboro High School. He first joined the college coaching ranks as a graduate assistant at North Carolina State from 1973-74.

In 1975, Moody was named quarterbacks and running backs coach at Southern Mississippi before returning to North Carolina State as defensive backs coach in 1976. From 1977-79, he oversaw the team's quarterbacks and running backs.

In 1980, Moody was named the running backs coach at Louisiana State University, where he remained until 1983. In 1984, he became the assistant head coach at Appalachian State. From 1985-87, he served as the offensive coordinator and quarterbacks coach at Tulane University before being hired at North Carolina in 1988.

Moody and his wife, Martha, have two sons, Chris and Michael.



# BOB MORRIS

## REGIONAL SCOUT

14TH NFL SEASON

6TH WITH 49ERS


Bob Morris is in his sixth year with the 49ers as the club's southern regional scout. Morris joined the 49ers after spending the previous eight years as an area scout for the Cleveland Browns.

Prior to becoming a scout, Morris served as a collegiate assistant coach at the Division I-A level for 21 years. He started his coaching career as a secondary coach at Northern Illinois University from 1980-83, after working the previous two years as a graduate assistant at the University of Colorado.

Morris then served as secondary coach for 10 seasons (1984-93) at Indiana University and helped the Hoosiers reach six bowl games. He was defensive coordinator/secondary coach at Purdue University from 1994-95 and served as the Boilermakers' special teams coordinator, in 1996. Morris was passing game coordinator/secondary coach at the University of Akron from 1998-00 and was the Zips defensive coordinator/secondary coach, in 2001.

A two-year letter winner at defensive back and punt returner for the Colorado Buffaloes, Morris helped the team to a Big-8 Championship, in 1976. He earned a bachelor's degree in secondary education in 1977 and later received a master's degree in sports psychology in 1983 from Colorado. Morris also lettered three years in baseball for the Buffaloes.

A native of Boulder, CO, Morris is a member of the Fellowship of Christian Athletes. He and his wife, Jennifer, have two sons, Jerod and Joshua. The Morris family volunteers with the Big Brothers and Big Sisters organization. The name of their "little brother" is Bryce.



## **STEVE RUBIO**

### **REGIONAL SCOUT**

**4TH NFL SEASON**

**4TH WITH 49ERS**

Steve Rubio is in his fourth year with the 49ers and third as the club's midlands regional scout. He spent the 2012 season as a scouting assistant.

Rubio served as the director of player personnel for the University of Tennessee's football program from 2010-11, after originally joining the team in 2009 as a recruiting intern. In his previous capacity, he oversaw all recruiting board material while handling the initial evaluation of high school and junior college prospects.

The Fort Lauderdale, FL, native graduated from the University of Central Florida with a degree in sports administration, in 2007. Rubio worked in various roles on the Knights football staff over a span of six years. He spent the last 12 months of his tenure as UCF's director of player personnel, after having spent time as a defensive graduate assistant and as the recruiting and operations graduate assistant. Rubio also served as a volunteer coach at his high school, St. Thomas Aquinas, from 2003-04.



## **JOSH WILLIAMS**

### **PRO PERSONNEL SCOUT**

**5TH NFL SEASON**

**5TH WITH 49ERS**

Josh Williams is in his fifth season with the 49ers and third as a pro personnel scout. He spent the previous two seasons as an assistant in the 49ers scouting department.

In his role, Williams assists the pro scouting department in their evaluation of NFL talent and also coordinates player tryouts and visits to the 49ers facility. During the offseason, he assists in evaluating the team's roster prior to free agency.

A four-year wide receiver for the Columbia University Lions, Williams worked in the financial industry in New York City as a business analyst of investment products at TD Ameritrade. A native of Santa Rosa, CA, he graduated from St. Ignatius College Preparatory in San Francisco in 2005 then earned a bachelor's degree in psychology from Columbia University in 2010.

Williams currently resides in San Jose.



## **KYLE O'DELL**

### **NFS SCOUT**

**3RD NFL SEASON**

**3RD WITH 49ERS**

Kyle O'Dell is entering his third season with the 49ers. He is the 49ers National Football Scouting representative, and will focus on scouting players in the Midwest in addition to working with the NFL Combine, where he helps the NFL select invitees to the annual event. In his role, O'Dell also assists both the pro and college scouting departments with evaluations and NFL Draft preparation.

Prior to joining the 49ers, O'Dell worked in the recruiting operations department for head coach Nick Saban at the University of Alabama from 2011-12. During those two years, he helped the Crimson Tide compile consecutive consensus number one recruiting classes.

A native of Oxford, AL, O'Dell graduated from the University of Alabama in 2013 with a degree in sports management.



## **A.J. HIGHSMITH**

### **SCOUTING ASSISTANT**

**2ND NFL SEASON**

**2ND WITH 49ERS**

A.J. Highsmith is in his second season as an assistant in the 49ers scouting department. In his role, he will assist with the evaluations of both college and professional players.

A quarterback turned defensive back at the University of Miami from 2009-13, Highsmith saw action in 41 games (11 starts) and recorded 67 total tackles, two interceptions, one forced fumble, one fumble recovery and one sack. In 2013, he was awarded the Hurricane Media "Good Guy" Award.

While at Miami, Highsmith earned his bachelor's degree in sport administration as well as a master of arts in liberal studies degree. His father, Alonzo Highsmith, played at Miami from 1983-86 and in the NFL with the Houston Oilers, Dallas Cowboys and Tampa Bay Buccaneers, and currently works as a senior personnel executive with the Green Bay Packers.



## **RJ GILLEN**

### **SCOUTING ASSISTANT**

**1ST NFL SEASON**

**1ST WITH 49ERS**

RJ Gillen is in his first season as an assistant in the 49ers scouting department. In his role, Gillen will assist with the evaluations of both college and professional players.

Prior to joining the 49ers, Gillen was a college football scout with the National Collegiate Scouting Association where he managed a recruiting list of potential college prospects to help college coaches identify those who might have the ability to play collegiately. Gillen also has previous experience in the NBA front office with the San Antonio Spurs where he assisted in preparation of player reports for the NBA draft and free agency.

A native of Memphis, TN, Gillen graduated from Marquette University School of Law with a focus on Sports Law in May of 2014. He is a member of the Texas Bar and Wisconsin Bar. Gillen earned his Bachelor of Science in Sports Administration and Leadership from Louisiana State University where he was a member of the LSU football team from 2007-10 and won a BCS National Championship in 2007.



## **JACOB NIEROB**

### **SCOUTING ASSISTANT**

**1ST NFL SEASON**


**1ST WITH 49ERS**

Jacob Nierob is in his first season as an assistant in the 49ers scouting department. Nierob will assist with the evaluations of both college and professional players.

Prior to joining the 49ers, Nierob interned in the recruiting operations department for the University of Michigan from 2014-15. He primarily focused on organizing recruiting visits as well as creating highlight tapes for the coaching staff to evaluate prospective recruits.

A native of Beverly Hills, CA, Nierob graduated from the University of Michigan in 2015 with a degree in sport management.





## **JAMES HALL**

### **DIRECTOR OF PLAYER ENGAGEMENT**

**3RD NFL SEASON**

**3RD WITH 49ERS**

James Hall is in his third season with the 49ers and first as the director of player engagement. In his role with player engagement, he assists 49ers players with degree completion, internships, finance education, job shadows and the mentoring program. Hall will also help as players transition out of the NFL.

Hall's previous two seasons with the team included assisting both the pro and college scouting departments with evaluations and NFL Draft preparation, in addition to his duties in the player engagement department.

As an NFL defensive end, Hall spent seven seasons with the Detroit Lions (2000-06) and five with the St. Louis Rams (2007-2011). He played in 165 career games (129 starts), recorded 619 tackles, 64.0 sacks, 19 forced fumbles, 12 passes defended, one interception and seven fumble recoveries, two of which he returned for touchdowns.

The New Orleans, LA, native attended the University of Michigan where he was a Third-Team All America and a Butkus Award semi-finalist, as a senior. In 2004, Hall spent his offseason interning in the University of Michigan athletic department. The experience allowed Hall to gain exposure to the inner-workings of collegiate athletic and work alongside former student-athletes.

Hall is also the founder of Victor's Night, a venue established in 2006 to increase engagement amongst current and former University of Michigan football players and the program itself. Hall leads a group of former players and administrators to organize the event. Hall worked with the institution's development department to help facilitate a degree completion program that allowed former players to return to school to earn their diploma.



## **GUY MCINTYRE**

### **DIRECTOR OF ALUMNI RELATIONS**

**13TH NFL SEASON**

**13TH WITH 49ERS**

Guy McIntyre is in his 13th season in the front office of the 49ers and his sixth as director of alumni relations.

In his role, McIntyre coordinates alumni events, gameday responsibilities for the team's five alumni coordinators (Steve Bono, Dan Bunz, Dwight Clark, Jesse Sapolu and Eric Wright) and both Alumni Weekend and Hall of Fame Weekend. He also distributes information from the NFL and works with alumni on the different NFL programs that are specifically geared to alumni.

Prior to joining the 49ers, McIntyre was an offensive line coach with the Rhine Fire of the World League in 2002 and at Menlo College from 2004-06.

A 3rd-round pick (73rd overall) in the 1984 NFL Draft by San Francisco, McIntyre saw action in 145 games (97 starts) with the 49ers over 10 seasons (1984-93). A three-time Super Bowl champion (1984, 1988-89), McIntyre earned All-Pro and Pro Bowl honors in five consecutive seasons (1989-93) throughout his time with the 49ers.

McIntyre is married to his wife, Kimberly, and has four children, Dejon, Mallory, Arial and Alexa, and two grandchildren.



## **MANNY RIVERA**

### **ASSISTANT HEAD ATHLETIC TRAINER**

**13TH NFL SEASON**

**13TH WITH 49ERS**

Manny Rivera enters his second year as an assistant head athletic trainer with the 49ers after spending the previous 10 years as an assistant athletic trainer. This is Rivera's second stint with San Francisco after serving as an intern athletic trainer during the 2001 season.

Prior to being hired full time in San Francisco, Rivera spent a year working with the United States Olympic Committee. With the USOC, he provided medical coverage for hundreds of Olympic and Paralympic hopefuls in track and field, softball, baseball, soccer, volleyball and rugby.

After interning with the 49ers, Rivera served as a graduate assistant athletic trainer for the Indiana University football team. While at Indiana, he was directly responsible for the emergency medical supplies, training supplies and inventory, packing for team travel, as well as game day medical logistics. Rivera was also responsible for supervision, instruction and evaluation of undergraduate athletic training curriculum students. Rivera graduated from Indiana with a Master of Science degree in kinesiology in 2003.

Rivera began his career in athletic training, serving as a student athletic trainer at the University of the Pacific, where he earned a bachelor's degree in sports medicine, in 2001. He is a certified member of the NATA.

Rivera, his wife, Lauren, daughter, Alexis, and son, Tyler, reside in Milpitas, CA.



## **LAURA SCHNETTGOECKE**

### **ASSISTANT ATHLETIC TRAINER**

**1ST NFL SEASON**

**1ST WITH 49ERS**

Laura Schnettgoecke is in her first season with the 49ers as the team's assistant athletic trainer. Before joining San Francisco, Schnettgoecke was the head athletic trainer for the women's soccer team at Texas Tech University.

Starting in 2008 at Texas Tech, Schnettgoecke was responsible for the prevention, evaluation, care and rehabilitation of athletic injuries for all soccer players. She was also involved in the mental health program for student athletes and was responsible for the inventory and purchasing of all training room supplies.

A native of Prairie Village, KS, Schnettgoecke earned her master's degree in Human Resource Development from Clemson University in 2008. During her time at Clemson, she served as a graduate assistant to all 21 intercollegiate sports while working primarily with the women's soccer program during her graduate assistantship. Schnettgoecke graduated from Kansas State University in 2004 with a dual bachelor's degree in Kinesiology and Athletic Training. While at Kansas State, she worked with the football team as a student trainer.



## **RYAN DONAHUE**

### **REHABILITATION COORDINATOR**

**1ST NFL SEASON**

**1ST WITH 49ERS**

Ryan Donahue is in his first year with the 49ers as the team's rehabilitation coordinator. Donahue is a licensed Physical Therapist through the American Physical Therapy Association, as well as a Sports Certified Specialist (SCS) via the American Board of Physical Therapy Specialties and a Certified Strength and Conditioning Specialist (CSCS) through the National Strength & Conditioning Association.

Before joining the 49ers, Donahue spent the past three years as a physical therapist at the Andrews Institute for Orthopedics and Sports Medicine in Gulf Breeze, FL where he provided rehabilitation for athletes in the NFL, NBA, MLB, Olympic Teams as well as US Special Forces and general population.

Prior to the Andrews Institute, Donahue received his doctorate in physical therapy from Northeastern University in 2012, while also serving as assistant director of strength & conditioning for the university's Sports Performance department. In addition to Northeastern, he has held previous affiliations with EXOS (formerly Athletes' Performance) in a physical therapy role, as well as strength & conditioning affiliations with the University of Connecticut, University of North Carolina at Chapel Hill, and Mike Boyle Strength & Conditioning. In 2008, Donahue received a bachelor of science in exercise science from the University of Connecticut with a concentration in strength & conditioning.

A native of Andover, MA, Donahue is married to the former Bridgette Trometer.



## **STEVE URBANIAK**

### **EQUIPMENT MANAGER**

**18TH NFL SEASON**

**17TH WITH 49ERS**

Steve Urbaniak is in his 17th year with the 49ers and 13th as the team's equipment manager. During his first four seasons in San Francisco, Urbaniak served as an assistant in the equipment department. This season marks Urbaniak's 18th year overall working in the NFL ranks.

He is responsible for the many details that go into filling an NFL team's daily needs. These needs include outfitting players and coaches in safe and advanced equipment, as well as ordering and maintaining all of the team's equipment and sideline apparel. Urbaniak and his staff also transport team equipment to and from all games, as well as assist coaches with daily practice needs.

Urbaniak came to San Francisco in 1999 after serving a one-year internship with the Miami Dolphins, in 1998. While in Miami, he served as a member of the host team assigned to the Denver Broncos prior to Super Bowl XXXIII.

Urbaniak attended East Carolina University, where he helped the Pirates reach consecutive Liberty Bowls as a punter before spending two years as the team's student manager. He graduated with a degree in therapeutic recreation, in 1998. A certified athletic equipment manager, Urbaniak is also a member of the Athletic Equipment Managers Association. He added acting to his resume in 1998, playing a small role in the feature film "Any Given Sunday."

Urbaniak was born in Lowville, NY. He and his wife, Lindsay, reside in San Jose, CA with their son, Tyson, and dog, Grady.



## **DONOVAN “DOC” DRESSLER**

### **ASSISTANT EQUIPMENT MANAGER**

**17TH NFL SEASON**

**15TH WITH 49ERS**

Donovan “Doc” Dressler is in his 15th year as an assistant equipment manager of the 49ers.

During his first stint in San Francisco, Doc served as a training camp and partial season intern with the 49ers equipment department in the summer of 2000, before taking on the head equipment manager duties from 2000-01 for the Las Vegas Outlaws of the XFL. Doc returned to San Francisco in 2001 as an intern and was brought on shortly after in a full-time capacity to assist with the team’s apparel and on-field equipment needs.

Doc got his start in the NFL with the Miami Dolphins, where he interned at different times in the equipment department during 1998 and 2000. During that time, he also had a stint as the head equipment manager at Northwestern Louisiana State from 1999-00.

Doc was born and raised in Stillwater, OK, where he attended Stillwater High School. He then attended Oklahoma State University and served as the Cowboys’ student equipment manager for six years.

Doc has been a member of the Athletic Equipment Manager’s Association since 1995 and received his certification, in 1999.

He and his wife, Terri, reside in San Jose, CA, with their sons Jacob and Rocco.



## **JEFF GILBERT**

### **ASSISTANT EQUIPMENT MANAGER**

**9TH NFL SEASON**

**5TH WITH 49ERS**

Jeff Gilbert is in fifth year as an assistant equipment manager with the 49ers.

In his first stint with San Francisco, Gilbert served as the assistant equipment manager for the team from 2005-08. He later joined Riddell as a Northern California sales representative in 2008 where he remained until 2012. Gilbert made his way back to the NFL that year as an assistant equipment manager for the Oakland Raiders and remained with the team until he returned to San Francisco, in 2014. In addition to maintaining the team’s helmets and shoulder pads, Gilbert works with the defense at practice and assists with logistics.

Gilbert started his career with the Seattle Seahawks as a season-long intern during the 2003 and 2004 seasons.

Gilbert was born and raised in Santa Cruz, CA, where he attended San Lorenzo Valley High School. He received his undergraduate degree from Bethany Bible College and later earned his master’s degree in sports management from the University of San Francisco. He has been a member of the Athletic Equipment Manager’s Association since 2006.

Gilbert and his wife, Theresa, live in Felton, CA, with their daughter, Kiana, and son, Indy.





# MICHAEL BRACKEN

## VIDEO OPERATIONS MANAGER

**5TH NFL SEASON**

**5TH WITH 49ERS**

Michael Bracken is in his fifth year as the 49ers video operations manager.

Bracken oversees all daily video operations responsibilities, including the production and editing of all practice and game films for team personnel. Additionally, Bracken and his staff coordinate film exchanges with other teams and NFL Films, as well as maintain the 49ers NFL and collegiate video library.

Prior to joining the 49ers, Bracken spent four years as the assistant video coordinator for the Florida State University athletic department, where he serviced 16 intercollegiate sports. While completing his undergraduate studies at Florida State, he served as a student assistant in the school's video department since 2003.

Bracken resides in San Jose, CA.



# MARK PRETO

## VIDEO OPERATIONS ASSISTANT

**17TH NFL SEASON**

**12TH WITH 49ERS**

Mark Preto is in his 12th year as a video operations assistant with the 49ers after joining the team in July of 2004. It marks Preto's 17th year working in the NFL.

Preto joined the 49ers after serving in the same capacity for the Tennessee Titans from 1999-04. During his time in Nashville, Preto was part of the Titans 2000 AFC Championship team and traveled with the staff to coach the 2003 Pro Bowl.

Prior to joining the NFL ranks, Preto was the video coordinator at Oregon State during the 1998 season after spending the 1995-98 campaigns in the same capacity at Southern Cal when the Trojans captured the 1996 Rose Bowl title.

From 1991-95, Preto served on the video staff at the University of Oregon where he made his first trip to the Rose Bowl. During that span, he spent the 2002 summer as an intern in the Cleveland Browns video department. Preto began his career in sports video at his alma mater, the University of Akron, where he was the video director in 1990 after playing on the Zips football team from 1985-90.

Preto grew up in, Cleveland, OH, where he played football and wrestled at Benedictine (OH) High School. He earned his bachelor's degrees in accounting and finance from Akron.

Preto resides in Campbell, CA.



## **BRYAN ZIEBELMAN**

### **VIDEO OPERATIONS ASSISTANT**

**5TH NFL SEASON**

**5TH WITH 49ERS**

Bryan Ziebelman is in his fourth year as a 49ers video operations assistant after spending the 2011 season as the 49ers video operations intern.

Ziebelman got his start in sports video at his alma mater, Chapman University, where he served as assistant director of video operations and recruiting in 2010 after playing wide receiver on the Panthers football team from 2006-09 and serving as team captain.

Ziebelman received dual degrees in television and broadcast journalism and communications studies with a minor in leadership and organizational studies during his time at Chapman.

A Palo Alto native, Ziebelman attended Henry M. Gunn High School and now resides in Palo Alto, CA.



## **MATT GREINER**

### **SPORTS TURF MANAGER/ HEAD GROUNDSKEEPER**

**8TH NFL SEASON**

**7TH WITH 49ERS**

Matt Greiner is in his seventh year with the 49ers and his fourth as the sports turf manager/head groundskeeper.

In his role, Greiner is tasked with overseeing the maintenance of all playing surfaces and landscaping at Levi's® Stadium and the team's Santa Clara training facility. He originally joined the 49ers as an assistant groundskeeper in 2009, and was later promoted to his current position in 2011.

Greiner began his career as a member of the Ohio State University grounds crew in 2005, remaining with the Buckeyes until 2007. He spent 2007 with the Arsenal Football Club, before transitioning to the Minnesota Vikings for the 2008 season.

The Sylvania, OH, native attended Northview High School, before earning a degree in Turfgrass Science from Ohio State University.

Greiner and his wife, Heidi, live in Willow Glen, CA, with their daughter, Haleigh.



## **RYAN VERNES**

### **MANAGER, GROUNDSKEEPING**

**3RD NFL SEASON**

**2ND WITH 49ERS**

Ryan VerNess is entering his second season with the 49ers as groundskeeping manager. “Big Red” as he is affectionately known as, manages all aspects of turf maintenance for Levi’s® Stadium and SAP Performance Facility.

VerNess served one season as an assistant groundkeeper with the Kansas City Chiefs before moving to the golf course side of turf management. He was named assistant superintendent at Spy Glass Hill, and worked with the Pebble Beach Company for over two years. VerNess then joined the Bayonet & Black Horse staff as golf course construction superintendent. He also spent four years as the director of golf course maintenance for Bayonet & Black Horse.

Originally from Stewartville, MN, Ryan graduated from University of Wisconsin-River Falls. He now resides in Sunnyvale and enjoys yoga, CrossFit and long runs in the country.



## **STEVE RISSE**

### **TEAM LOGISTICS MANAGER**

**14TH NFL SEASON**

**14TH WITH 49ERS**


Steve Risser is in his 14th season with the San Francisco 49ers and his eighth as team logistics manager.

Risser joined the 49ers in 2002, as a community relations intern. Throughout his internship, Risser also assisted with special projects for both the public relations and marketing departments.

In 2005, Risser made the transition to the team logistics department where he assisted with team travel and logistical needs, as well as overseeing the team’s training camp operation.

Born in Santa Clara, CA, Risser grew up in Fremont and attended Moreau Catholic High School, where he was a two-year letter-winner in baseball.

A graduate of Cal State Hayward, Risser and his wife, Shannon, reside in Santa Clara, CA.



## **MICHAEL SLAP**

### **TEAM LOGISTICS COORDINATOR**

**6TH NFL SEASON**

**6TH WITH 49ERS**

Michael Slap is in his sixth year with the San Francisco 49ers and his second in football operations as the team logistics coordinator.

Slap originally joined the 49ers as a training camp intern in the logistics department, in 2010. He returned in 2011 in the same capacity, and remained with the team throughout the entire season. After graduating from the University of California, Davis in 2012, Slap was hired full-time as the team logistics assistant.

As an undergraduate at UC Davis, Slap worked all four years for the University's Intercollegiate Athletics program as a student event manager, public address announcer and a football operations intern/team manager.

Born in Chico, CA, Slap grew up in Danville where he attended Monte Vista High School. Slap currently resides in San Jose.



## **DAN BECKLER**

### **SENIOR MANAGER OF FOOTBALL COMMUNICATIONS**

**7TH NFL SEASON**

**6TH WITH 49ERS**

Dan Beckler is in his sixth season with the 49ers and seventh season in the NFL.

Beckler is responsible for facilitating interview requests for players, coaches and front office staff. He also oversees the production of all football publications, football publicity items, team-issued media materials and press credentials. Beckler has been a member of the 49ers PR staff that has twice been named finalists for the coveted Pro Football Writers of America Pete Rozelle Award, in 2011 and 2012.

Beckler served as San Francisco's season-long public relations intern in 2009-10, before being hired full time after the 2010 season. Prior to his time with the 49ers, he was a season-long intern with the Tennessee Titans public relations department from 2008-09.

Before entering the NFL, Beckler served as a sports public relations intern at Disney's Wide World of Sports (now ESPN Wide World of Sports) in Lake Buena Vista, FL, from 2007-08.

A native of Wichita, KS, Beckler graduated from Wichita State University with a degree in sport administration in 2007. He also earned his masters of education from WSU in May of 2009. As an undergraduate, Beckler assisted in the sports information department with men's basketball and baseball, while also working for the Wichita Wranglers, the Kansas City Royals former double-A affiliate.

Beckler and his wife, Ellie, have a son, Peyton, and a daughter, Layla.





## ROGER HACKER

### SENIOR MANAGER OF CORPORATE COMMUNICATIONS

**9TH NFL SEASON**

**2ND WITH 49ERS**

Roger Hacker is in his second season with the 49ers and ninth in the NFL.

Hacker manages communications for all corporate enterprises related to the 49ers and Levi's® Stadium, providing media strategy and coordination for all non-football events and key organizational initiatives. In this position, Hacker serves as the organization's media relations liaison for all relevant internal and external stakeholders.

Hacker began his career in the NFL working for the Chicago Bears, spending seven seasons (2000-06) as a member of the team's football media relations staff. He then moved to the global headquarters of international communications firm FleishmanHillard in St. Louis, where he spent five years providing counsel and media relations support for an assortment of sports organizations and consumer brands within the FH sports marketing practice. Before joining the 49ers, Hacker spent the previous two years managing brand communications for Visa Inc.'s sponsorships of the NFL, International Olympic Committee and FIFA.

A native of Belleville, IL, Hacker graduated from the University of Illinois at Urbana-Champaign in 2000 with a degree in media studies. He worked in the Fighting Illini sports information department as an undergraduate and spent 1999-00 as an intern in the University of Kentucky sports information department. Hacker served as the press officer for the USA Baseball Junior National Team in 2000 and as an ice hockey venue press liaison at the 2002 Olympic Winter Games in Salt Lake City.

Hacker and his wife, Marisa, reside in San Francisco, CA.



## MIKE CHASANOFF

### MANAGER OF FOOTBALL COMMUNICATIONS

**10TH NFL SEASON**

**7TH WITH 49ERS**

Mike Chasanoff is in his seventh season with the 49ers and 10th season in the NFL.

Chasanoff is responsible for facilitating interview requests for players, coaches and front office staff, while also overseeing the production of the annual media guide and the team's media materials.

Prior to joining the 49ers, Chasanoff spent the 2008 season as the public relations coordinator for the Tampa Bay Buccaneers. He also interned in the public relations departments of the Houston Texans (2007) and Buccaneers (2006). In the spring of 2007, Chasanoff served as the public relations assistant for the Amsterdam Admirals of NFL Europa.

A native of Bradenton, FL, Chasanoff graduated from Flagler College with a degree in sport management and business in 2006. While in school, Chasanoff was an assistant coach for the Flagler College men's basketball team, and also served as the public relations manager for the Sarasota Red Sox, the Class-A affiliate of the Boston Red Sox.

Chasanoff's brother, Marc, is the coordinator of player personnel for the New Orleans Pelicans. His brother, Tommy, was a member of Team USA for the International Paralympic Committee World Games in Lyon, France in 2013, and is the sports information director for the Savannah College of Art and Design.

Chasanoff resides in Campbell, CA, with his fiancée, Kate.



## EMILY LUCAS

### COORDINATOR OF CORPORATE COMMUNICATIONS

**1ST NFL SEASON**


**1ST WITH 49ERS**

Emily Lucas is in her first season with the 49ers as the coordinator of corporate communications. She assists in the development and execution of corporate communications initiatives for the team and Levi's® Stadium.

Lucas began her communications career in Washington, D.C., within the public affairs practice at Powell Tate | Weber Shandwick. She spent more than three years developing strategic public affairs and communications campaigns for a range of government, nonprofit and corporate clients including HealthCare.gov and the U.S. Army Reserve.

Lucas graduated in 2012 from Saint Mary's College of California in Moraga, CA, with a Bachelor of Arts in Communications and a minor in English. As an undergraduate, she worked in the Gael Athletics publicity department between 2010-2011. In 2015, she received her Masters of Professional Studies in Public Relations and Corporate Communications from Georgetown University's School of Continuing Studies.

Lucas resides in Mountain View, CA.



## PETER VOLMUT

### FOOTBALL COMMUNICATIONS ASSISTANT

**3RD NFL SEASON**

**3RD WITH 49ERS**

Peter Volmut is in his first season with the 49ers as football communications assistant after spending the 2013 and 2014 seasons as a public relations intern with the team.

Volmut aids in the production of the team's weekly publications along with the facilitation of player interview requests. He is responsible for the creation and distribution of team-related/player transaction press releases as well.

Prior to joining the 49ers, Volmut spent the 2013 offseason as the public relations/community communications intern with the Tampa Bay Buccaneers. Before entering the NFL, he served as the public relations summer intern with the Milwaukee Admirals of the American Hockey League (AHL) in 2010. He also worked with the Community Leadership department of S.C. Johnson & Son, Inc. in Racine, WI, from 2007-08.

A native of Racine, WI, Volmut received his degree from Valparaiso University in public relations, with a minor in sports promotions and currently resides in San Jose, CA.

## 2015 SAN FRANCISCO 49ERS ALPHABETICAL ROSTER

20	Acker, Kenneth	CB	6-0	195	2
91	Armstead, Arik	DL	6-7	292	R
54	Armstrong, Ray-Ray	LB	6-3	220	3
84	Bell, Blake	TE	6-6	252	R
50	Bellore, Nick	LB	6-1	250	5
81	Boldin, Anquan	WR	6-1	220	13
53	Bowman, NaVorro	LB	6-0	242	6
26	Brock, Tramaine	CB	5-10	197	6
55	Brooks, Ahmad	LB	6-3	259	10
77	Brown, Trent	OL	6-8	355	R
95	Carradine, Tank	DT	6-4	295	3
47	Cromartie, Marcus	CB	6-0	195	3
43	Davis, Chris	CB	5-10	201	2
9	Dawson, Phil	K	5-11	200	17
65	Devey, Jordan	OL	6-6	320	3
92	Dial, Quinton	DT	6-5	318	3
24	Draughn, Shaun	RB	5-11	205	3
10	Ellington, Bruce	WR	5-9	197	2
2	Gabbert, Blaine	QB	6-4	235	5
40	Gaskins, Kendall	RB	6-1	238	1
58	Harold, Eli	LB	6-3	247	R
32	Harris, DuJuan	RB	5-7	206	5
38	Hayne, Jarryd	RB	6-2	220	R
51	Hodges, Gerald	LB	6-2	236	3
63	Jerod-Eddie, Tony	DT	6-5	301	3
36	Johnson, Dontae	CB	6-2	200	2
67	Kilgore, Daniel	G/C	6-3	308	5
96	Lemonier, Corey	LB	6-3	255	3
46	Leonhardt, Brian	TE	6-5	255	2
59	Lynch, Aaron	LB	6-6	270	2
66	Martin, Marcus	C	6-3	321	2
89	McDonald, Vance	TE	6-4	267	3
49	Miller, Bruce	FB	6-2	248	5
86	Nelson, Kyle	TE/LS	6-2	240	4
11	Patton, Quinton	WR	6-0	204	3
71	Pears, Erik	G/T	6-8	316	10

5	Pinion, Bradley	P	6-5	229	R
64	Purcell, Mike	NT	6-3	303	2
27	Reaser, Keith	CB	6-0	190	1
35	Reid, Eric	S	6-1	213	3
62	Silberman, Ian	OL	6-5	306	R
14	Simpson, Jerome	WR	6-2	190	6
56	Skov, Shayne	LB	6-3	247	1
82	Smith, Torrey	WR	6-0	205	5
74	Staley, Joe	T	6-5	315	9
29	Tartt, Jaquiski	S	6-1	221	R
60	Thomas, Brandon	G	6-3	317	1
13	Thompson, Dylan	QB	6-3	218	R
61	Tiller, Andrew	G	6-4	324	3
25	Ward, Jimmie	DB	5-11	193	2
18	White, DeAndrew	WR	6-0	192	R
57	Wilhoite, Michael	LB	6-0	240	4
93	Williams, Ian	NT	6-1	305	5

### Reserve/Non-Football Injury List


15	Smelter, DeAndre	WR	6-2	227	R
----	------------------	----	-----	-----	---

### Injured Reserve/Designated For Return List

22	Davis, Mike	RB	5-9	217	R
----	-------------	----	-----	-----	---

### Injured Reserve List

48	Anderson, Busta	TE	6-4	246	R
17	Anderson, Dres	WR	6-2	190	R
41	Bethea, Antoine	S	5-11	206	10
75	Boone, Alex	G/T	6-8	300	6
23	Bush, Reggie	RB	6-0	205	10
88	Celek, Garrett	TE	6-5	252	4
90	Dorsey, Glenn	DL	6-1	297	8
28	Hyde, Carlos	RB	6-0	235	2
7	Kaepernick, Colin	QB	6-4	230	5
31	McCray, L.J.	S	6-0	210	2



# KENNETH ACKER

20

HT	WT	COLLEGE	CB
6-0	195	SOUTHERN METHODIST	
BORN 2.6.92 // PORTLAND, OR // GRANT HS, PORTLAND, OR 2ND YEAR // ACQUIRED D-6 IN '14			

## 2015 HIGHLIGHTS

- Made his NFL debut and first career start vs. Min. (9/14).
- Registered 9 tackles and the first INT and PD of his career at Arz. (9/27), picking off Cardinals QB Carson Palmer.
- Recorded 1 INT and a career-high 2 PD vs. Bal. (10/18), picking off QB Joe Flacco and returning it for a career-long 45 yds.
- Notched his 3rd INT of the season vs. Sea. (10/22), picking off Seahawks QB Russell Wilson.
- Registered a career-high 12 tackles at Cle. (12/13).

## GOLDMINE

- Like many other members on the 49ers roster, Acker's body features meaningful tattoos. One of them in particular is very important to him. "The one of myself and my deceased brother [Karlos]. He watches over me as my guardian angel. It says playing for two, his eyes watch over me."
- Acker enjoyed a tremendously successful high school athletic career. A versatile athlete on the football field, Acker spent time lined up at quarterback, slot receiver, outside receiver, cornerback, punt returner, kick returner and kicker. He was named both Offensive and Defensive Player of the Year twice at Grant High School (2008 and 2009), while also returning 11 kick and punt returns for TDs in his senior season alone.

## ACKER'S GOLDEN NUGGETS

- Prior to WrestleMania 31 held at Levi's® Stadium, joined 49ers teammates and WWE Superstars in visiting the Ronald McDonald House at Stanford. The 49ers players served ice cream, played games with kids, did arts and crafts and threw the football around.
- Earned all-state recognition at both defensive back and quarterback in high school.

## ACKER'S GAME-BY-GAME

### 2015

Date	Opp	W/L	P/S	Tot	Sol	Ast	Sk	Yds	Int	Yds	PD	FF	FR	Yds	
Sep 14	Min	W	1/1	6	4	2	0.0	0.0	0	0	0	0	0	0	
Sep 20	at Pit	L	1/1	5	4	1	0.0	0.0	0	0	0	0	0	0	
Sep 27	at Arz	L	1/1	9	9	0	0.0	0.0	1	0	1	0	0	0	
Oct 4	GB	L	1/1	5	4	1	0.0	0.0	0	0	0	0	0	0	
Oct 11	at NYG	L	1/1	3	3	0	0.0	0.0	0	0	1	0	0	0	
Oct 18	Bal	W	1/1	3	3	0	0.0	0.0	1	45	2	0	0	0	
Oct 22	Sea	L	1/1	2	2	0	0.0	0.0	1	0	1	0	0	0	
Nov 1	at StL	L	1/1	3	3	0	0.0	0.0	0	0	0	0	0	0	
Nov 8	Atl	W	—	—	INACTIVE (Chest/Concussion)							—	—	—	
Nov 22	at Sea	L	1/1	4	4	0	0.0	0.0	0	0	0	0	0	0	
Nov 29	Arz	L	1/1	9	7	2	0.0	0.0	0	0	1	0	0	0	
Dec 6	at Chi	W	1/1	6	6	0	0.0	0.0	0	0	1	0	0	0	
Dec 13	at Cle	L	1/1	12	10	2	0.0	0.0	0	0	1	0	0	0	
Dec 20	Cin	L	1/1	0	0	0	0.0	0.0	0	0	0	0	0	0	
Dec 27	at Det	L	1/0	1	1	0	0.0	0.0	0	0	0	0	0	0	
Jan 3	StL														
TOTALS				14/13	68	60	8	0.0	0.0	3	45	8	0	0	0

Special Teams Tackles: 1

## ACKER'S CAREER STATISTICS

TACKLES									INTERCEPTIONS					FUMBLES		
YEAR	TEAM	GP	GS	TOT	SOL	AST	SACKS	YDS	INT	YDS	LG	TD	PD	FF	FR	YDS
2014	SF	—	—	—	INJURED RESERVE (Foot)			—	—	—	—	—	—	—	—	—
2015	SF	14	13	68	60	8	0.0	0.0	3	45	45	0	8	0	0	0
TOTALS		14	13	68	60	8	0.0	0.0	3	45	45	0	8	0	0	0

### Additional Statistics:

Special Teams Tackles — 1: 2015 (1)

### Milestones:

NFL Debut: vs. Min. (9/14/15); First Start: vs. Min. (9/14/15); First INT: at Arz. (9/27/15 — QB Carson Palmer).

## ACKER'S CAREER HIGHS

Total Tackles: 12 at Cle. (12/13/15)

Solo: 10 at Cle. (12/13/15)

Assists: 2 (3 Times) Last at Cle. (12/13/15)

Passes Defensed: 2 vs. Bal. (10/18/15)

Interceptions: 1 (3 times) Last vs. Sea. (10/22/15)

Interception Yards: 45 vs. Bal. (10/18/15)

Long Interception Return: 45 vs. Bal. (10/18/15)

## ACKER'S TRANSACTIONS

Originally a 6th-round (180th overall) draft choice by SF in 2014...Placed on the Injured Reserve List on 8/30/14.



## COLLEGE

Played in 46 games (38 starts) for the Mustangs and registered 159 tackles, 1.0 sack, 7 INTs and 29 PDs. Also tallied 15 KORs for 340 yds. (22.7 avg.) and 14 PRs for 113 yds. (8.1 avg.). As a senior, earned Second-Team All-American Athletic Conference honors. Started all 12 games and notched 46 tackles, 1.0 sack, 3 INTs and 13 PDs. In 2012, started all 13 games and recorded 50 tackles, 3 INTs and 12 PDs en route to being named Second-Team All-Conference USA. As a sophomore, started all 13 games and registered 63 tackles, 1 INT and 4 PDs. In 2010, played in 8 games, serving mainly on special teams.

## PERSONAL

- Attended Grant (Portland, OR) HS where he became the first player to be named both Offensive and Defensive Player of the Year by the Portland Interscholastic League, earning the honors in 2008 and 2009.
- Also named first-team all-state at DB and second-team all-state at QB.
- Lettered in basketball and was first-team all-state as a junior.
- Brother, Karl, briefly played WR at LSU.
- Born Kenneth Acker (2/6/92) in Portland, OR.

## INJURY REPORT

**2014:** Placed on the Injured Reserve List on 8/30 with a foot injury.

**2015:** Inactive vs. Atl. (11/8) with a concussion and chest injury.



# BUSTA ANDERSON

**48**

HT	WT	COLLEGE	TE
6-4	246	SOUTH CAROLINA	
BORN 10.2.92 // POWDER SPRINGS, GA // McEACHERN HS, POWDER SPRINGS, GA ROOKIE // ACQUIRED D-7B IN '15			

## GOLDMINE

- During his time at South Carolina, Anderson developed a close relationship with college quarterback and current teammate Dylan Thompson. The two bonded as freshman, both fighting their way up the depth chart. Before Anderson's triceps surgery in 2014, Thompson showed up at 5:00 a.m. to wish him well at the hospital.

## COLLEGE

Played in 48 games (19 starts) and registered 61 receipts. for 954 yds. and 9 TDs. As a senior, played in 10 games (6 starts) and notched 22 receipts. for 260 yds. and 1 TD. In 2013, played in 12 games (9 starts) and had 17 receipts. for 235 yds. As a sophomore, played in 13 games (2 starts) and tallied 14 receipts. for 271 yds. and 5 TDs. In 2011, played in 13 games (2 starts) and recorded 8 receipts. for 188 yds. and 3 TDs.

## PERSONAL

- Majored in retail management.
- Attended McEachern (Powder Springs, GA) and had 38 receipts. and 6 TDs as a senior.
- Also played basketball and helped his team to the state 5A quarterfinals as a junior in high school.

## ANDERSON'S GOLDEN NUGGETS

- After his pro football career, he wants to go into business for himself by starting a men's clothing store after earning a degree in retail management at the University of South Carolina.
- Born Rory Anderson after his father, he was given the nickname 'Busta' by his mother. "A lot of people back home don't even know my real name," said Anderson. "Everybody knows me as 'Busta' back home."

## INJURY REPORT

- 2015:** Placed on the Injured Reserve List on 9/5 with an ankle injury.

## ANDERSON'S TRANSACTIONS

Originally the second of two 7th-round (254th overall) draft choices by SF in 2015...Placed on the Injured Reserve List on 9/5/15.



# DRES ANDERSON

**17**

HT	WT	COLLEGE	WR
6-2	190	UTAH	
BORN 7.20.92 // RIVERSIDE, CA // JOHN W. NORTH HS, RIVERSIDE, CA ROOKIE // ACQUIRED FA IN '15			

## GOLDMINE

- His father, Flipper, played WR in the NFL from 1988-97 for the Denver Broncos, Washington Redskins, Indianapolis Colts and Los Angeles Rams and currently holds the NFL record for receiving yards in a game with 336. His uncle, Paco Craig, played one season for the Detroit Lions in 1988.

## COLLEGE

Finished his career ranked fifth in Utah school history with 2,077 rec. yds. In 2014, earned honorable mention Academic All-Pac 12 honors. Started all seven games in which he appeared and recorded 22 receipts. for 355 yds. and 4 TDs. As a junior, named honorable mention All-Pac-12 and Academic All-Pac-12. Played in 12 games and registered 53 receipts. for 1,002 yds. and 7 TDs. In 2012, earned honorable mention Academic All-Pac 12 honors. Played 12 games and led the Utes with 36 receipts. for 365 yds. As a freshman, named honorable mention Academic All-Pac 12. Appeared in all 13 games, finishing second on the team in receipts. (23), receiving yds. (355) and TDs (3).

## ANDERSON'S GOLDEN NUGGETS

- Finished his college career ranked fifth in Utah school history with 2,077 receiving yards.
- Son of former NFL WR Flipper Anderson, who currently holds the NFL record for receiving yards in a game with 336.

## PERSONAL


- Majored in communications.
- Attended John W. North (Riverside, CA) HS, where he help lead his team to the CIF Division II football championship, as a junior.
- Born Dres Anderson (7/20/92) in Riverside, CA.

## INJURY REPORT

**2015:** Placed on the Injured Reserve List on 8/31 with a knee injury.

## ANDERSON'S TRANSACTIONS

Originally signed by SF as an undrafted free agent on 5/5/15...Placed on the Injured Reserve List on 8/31/15.



# ARIK ARMSTEAD

91

HT	WT	COLLEGE	DL
6-7	292	OREGON	DL
BORN 11.15.94 // SACRAMENTO, CA // PLEASANT GROVE HS, ELK GROVE, CA ROOKIE // ACQUIRED D-1 IN '15			

## 2015 HIGHLIGHTS

- Made his NFL debut vs. Min (9/14).
- Registered 3 tackles and the first sack of his NFL career at Arz. (9/27), bringing down QB Carson Palmer for a 4-yd. loss.
- Part of a defensive line unit that held the Falcons to 17 yds. rushing on 14 carries (1.2 avg.) vs. Atl. (11/8). This marked the 4th fewest rushing yards allowed in a game by the 49ers since 2001.
- Registered his second sack of the season at Cle. (12/13), taking down QB Johnny Manziel for a 8-yd. loss.

## GOLDMINE

- Armstead's brother, Armond, was forced to retire before ever playing a down in the NFL. After playing collegiately at USC, Armond became an All-Star for the Toronto Argonauts of the Canadian Football League, helping the team win the league's 100th Grey Cup. He went on to sign with the New England Patriots in 2013, but medical issues forced him to hang up his cleats. "The biggest thing he has told me through this process is, 'at the end of the day, it's just football.' Having a brother who played at this level makes everything less overwhelming."
- If Armstead wasn't in the NFL, he would be playing basketball. He was a three-year starter in basketball at Pleasant Grove High School in Sacramento and played two years at the University of Oregon before focusing solely on football for the 2014 season. He entered his high school senior season listed as the number three prospect in NorCalPrep.com's Top 40 rankings for the class of 2012. "A big part of the recruiting pitch from Oregon was they were going to let me play two sports. We only lost 5 games during my time there. I wanted to go somewhere with the chance to win and be a part of something special."
- For Armstead, the NFL Draft process was a whirlwind tour. He went straight from the National Championship Game to San Diego to prepare for the NFL Combine and then to Sacramento for the Draft itself. However, his favorite part of the process was being drafted by a team so close to his hometown. "It's a dream come true. I'm blessed to be in this situation. Not a lot of other people are that close to home. Being able to play home games in front of my family is perfect for me."

## ARMSTEAD'S GOLDEN NUGGETS

- Lists his parents, Gus and Christa, as the most influential people in his life. He also gives credit to his grandfather, Willie B. Armstead, an Air Force veteran, for instilling the value of integrity that his parents have passed along to him. "A lot of things he instilled in my dad have carried down to me. Having a family member who is more courageous than you can imagine and who served his country is a huge honor."
- Played both basketball and football at Oregon before focusing only on football in 2014.

## ARMSTEAD'S GAME-BY-GAME

### 2015

Date	Opp	W/L	P/S	Tot	Sol	Ast	Sk	Yds	Int	Yds	PD	FF	FR	Yds
Sep 14	Min	W	1/0	0	0	0	0.0	0.0	0	0	0	0	0	0
Sep 20	at Pit	L	1/0	0	0	0	0.0	0.0	0	0	0	0	0	0
Sep 27	at Arz	L	1/0	3	3	0	1.0	4.0	0	0	0	0	0	0
Oct 4	GB	L	1/0	2	1	1	0.0	0.0	0	0	0	0	0	0
Oct 11	at NYG	L	1/0	0	0	0	0.0	0.0	0	0	0	0	0	0
Oct 18	Bal	W	1/0	1	1	0	0.0	0.0	0	0	0	0	0	0
Oct 22	Sea	L	1/0	0	0	0	0.0	0.0	0	0	0	0	0	0
Nov 1	at StL	L	1/0	0	0	0	0.0	0.0	0	0	0	0	0	0
Nov 8	Atl	W	1/0	2	2	0	0.0	0.0	0	0	0	0	0	0
Nov 22	at Sea	L	1/0	5	2	3	0.0	0.0	0	0	0	0	0	0
Nov 29	Arz	L	1/0	0	0	0	0.0	0.0	0	0	0	0	0	0
Dec 6	at Chi	W	1/0	0	0	0	0.0	0.0	0	0	0	0	0	0
Dec 13	at Cle	L	1/0	1	1	0	1.0	8.0	0	0	0	0	0	0
Dec 20	Cin	L	1/0	2	0	2	0.0	0.0	0	0	0	0	0	0
Dec 27	at Det	L	1/0	2	2	0	0.0	0.0	0	0	0	0	0	0
Jan 3	StL													
TOTALS			15/0	18	12	6	2.0	12.0	0	0	0	0	0	0



# SAN FRANCISCO 49ERS

## ARMSTEAD'S CAREER STATISTICS

YEAR	TEAM	TACKLES							INTERCEPTIONS					FUMBLES		
		GP	GS	TOT	SOL	AST	SACKS	YDS	INT	YDS	LG	TD	PD	FF	FR	YDS
2015	SF	15	0	18	12	6	2.0	12.0	0	0	–	0	0	0	0	0
TOTALS		15	0	18	12	6	2.0	12.0	0	0	–	0	0	0	0	0

### Milestones:

**NFL Debut:** vs. Min. (9/14/15); **First Sack:** at Arz. (9/27/15 – QB Carson Palmer)

## ARMSTEAD'S CAREER HIGHS

**Total Tackles:** 5 at Sea. (11/22/15)

**Assists:** 3 at Sea. (11/22/15)

**Solo:** 3 at Arz. (9/27/15)

**Sacks:** 1.0 (2 Times) last at Cle. (12/13/15)

## ARMSTEAD'S TRANSACTIONS


Originally a 1st-round (17th overall) draft choice by SF in 2015.

**COLLEGE**

Played in 39 games and totaled 87 tackles, 4.0 sacks, 10.0 TFLs, 2 FRs, 1 FF and 2 PDs in his career. As a junior, earned All-Pac 12 Honorable Mention honor where he played in 13 games and registered 46 tackles, 2.5 sacks, 5.5 TFLs, 2 FRs and 1 FF. In 2013, played in 13 games and notched 15 tackles, 1.0 sack, 2.5 TFLs and 2 PDs. As a freshman, played in 13 games and tallied 16 tackles, 0.5 sack and 2.0 TFLs.

**PERSONAL**

- Majored in general social science.
- As a freshman at Oregon, joined the men's basketball team following the completion of the football season, redshirting for the program that claimed the Pac-12 Conference Tournament title and advanced to the Sweet 16 in the NCAA tournament.
- A two-way standout on the defensive and offensive lines at Pleasant Grove (Elk Grove, CA) HS, he participated in the U.S. Army All-American Game. As a senior, registered 42 tackles and 3.5 sacks.
- Armstead's father, Gus, played basketball at Sacramento State and his brother, Armond, played football at USC and spent a season with the New England Patriots before retiring from football in 2014.



# RAY-RAY ARMSTRONG

54

HT	WT	COLLEGE	
6-3	220	MIAMI	LB
BORN 3.5.91 // SANFORD, FL // SEMINOLE HS, SANFORD, FL 3RD YEAR // ACQUIRED WAI. IN '15 - OAK			

## 2015 HIGHLIGHTS

- As a member of the Raiders, recorded his first career sack at Cle. (9/27), taking down QB Josh McCown for a 3-yd. loss.
- Made his 49ers debut at Chi. (12/6).

## GOLDMINE

- As a senior in high school, Armstrong and his father, Albert, along with the help of his high school coaches, held a free football camp at Sanford HS in Florida. More than 100 kids registered for the free youth football camp and barbeque. "This means a lot to come back and support the people that I grew up with, the family that I've been around for so long," Armstrong said at the time. "I'm just coming back to show them love."
- Armstrong volunteered as a camp counselor at former teammate and current Oakland Raiders T Donald Penn's Football Camp in Playa del Ray, CA. The youth football camp is free of charge and promotes making positive life decisions to inner-city and low-income youths through the Donald Penn Foundation.

## ARMSTRONG'S GOLDEN NUGGETS

- Claimed off of waivers by SF on 11/25.
- Appeared in 10 games for the Raiders in 2015, recording his first career sack at Cle. (9/27).
- As a senior in high school, started a free youth football camp at Seminole HS in order to give back to his local community.

## ARMSTRONG'S GAME-BY-GAME

2015 Date	Opp	W/L	P/S	Tot	Sol	Ast	Sk	Yds	Int	Yds	PD	FF	FR	Yds
WITH OAKLAND														
Sep 13	Cin	L	1/1	5	5	0	0.0	0.0	0	0	0	0	0	0
Sep 20	Bal	W	1/1	2	2	0	0.0	0.0	0	0	0	0	0	0
Sep 27	at Cle	W	1/0	1	1	0	1.0	3.0	0	0	0	0	0	0
Oct 4	at Chi	L	1/0	3	3	0	0.0	0.0	0	0	0	0	0	0
Oct 11	Den	L	1/0	0	0	0	0.0	0.0	0	0	0	0	0	0
Oct 25	at SD	W	1/0	6	4	2	0.0	0.0	0	0	0	0	0	0
Nov 1	NYJ	W	1/0	0	0	0	0.0	0.0	0	0	0	0	0	0
Nov 8	at Pit	L	1/0	0	0	0	0.0	0.0	0	0	0	0	0	0
Nov 15	Min	L	1/0	0	0	0	0.0	0.0	0	0	0	0	0	0
Nov 22	at Det	L	1/0	0	0	0	0.0	0.0	0	0	0	0	0	0
WAIVED BY OAK ON 11/24 CLAIMED BY SF ON 11/25														
Nov 29	Arz	L	—	—	—	—	—	—	—	—	—	—	—	—
Dec 6	at Chi	W	1/0	0	0	0	0.0	0.0	0	0	0	0	0	0
Dec 13	at Cle	L	1/0	0	0	0	0.0	0.0	0	0	0	0	0	0
Dec 20	Cin	L	1/0	0	0	0	0.0	0.0	0	0	0	0	0	0
Dec 27	at Det	L	1/0	0	0	0	0.0	0.0	0	0	0	0	0	0
Jan 3	StL													
TOTALS			14/2	17	15	2	1.0	3.0	0	0	0	0	0	0

Special Teams Tackles – 7

## ARMSTRONG'S CAREER STATISTICS

YEAR	TEAM	GP	GS	TACKLES					INT	INTERCEPTIONS				PD	FUMBLES		
				TOT	SOL	AST	SACKS	YDS		YDS	LG	TD	FF		FR	YDS	
2013	STL	16	0	3	3	0	0.0	0.0	0	0	—	0	0	0	0	1	0
2014	STL/OAK	15	3	27	17	10	0.0	0.0	0	0	—	0	1	1	0	0	0
2015	OAK/SF	14	2	17	15	2	1.0	3.0	0	0	—	0	0	0	0	0	0
TOTALS		45	5	47	35	12	1.0	3.0	0	0	—	0	1	1	1	0	0

### Additional Statistics:

**Special Teams Tackles** – 23: 2013 (12); 2014 (4); 2015 (7)

### Milestones:

**NFL Debut:** vs. Arz. (9/8/13); **First Start:** at KC (12/14/14); **First FR:** vs. SF (9/26/13 – QB Colin Kaepernick); **First FF:** at Den. (12/28/14 – RB C.J. Anderson); **First Sack:** at Cle. (9/27/15 – QB Josh McCown)

## ARMSTRONG'S CAREER HIGHS

**Total Tackles:** 11 at KC (12/14/14)

**Assists:** 7 at KC (12/14/14)

**Solo:** 6 at Den. (12/28/14)

**Sacks:** 1.0 at Cle. (9/27/15)

## ARMSTRONG'S TRANSACTIONS

Originally signed by StL as an undrafted free agent on 5/9/13...Waived by StL on 10/6/14...Claimed off waivers by Oak. on 10/7/14...Waived by Oak. on 11/24/15...Claimed off waivers by SF on 11/25/15.



## 2014 (ST. LOUIS/OAKLAND)

- Appeared in 15 games with both St. Louis and Oakland.
- As a member of the Oakland Raiders, registered a career-high 11 tackles in his first NFL start at KC (12/14).
- Started at Den. (12/28) and recorded eight tackles and his first career FF, knocking the ball loose from Broncos RB C.J. Anderson.

## 2013 (ST. LOUIS)

- Appeared in all 16 games for the Rams and led the team with 12 special teams tackles.
- Made his NFL debut vs. Arz. (9/8)
- Recorded three tackles and a fumble recovery vs. SF (9/26).

## COLLEGE

Played in 30 games in three years as a safety at the University of Miami. Recorded 134 tackles, two forced fumbles, six passes defended and four interceptions during his career. Saw action in seven games as a junior in 2011, registering 34 tackles with one interception and one fumble recovery. As a sophomore, earned Second-Team All-ACC honors, finishing third on the team with 79 tackles and tied for the team lead with three interceptions. Saw action in 10 games as a freshman, in 2009.

## PERSONAL

- Playing both quarterback and safety, led Seminole (Sanford, FL) HS to the state championship in 2008. During his senior season, he recorded 1,400 yds. and 14 TDs as a QB, rushed for 1,144 yds. and 22 TDs, and added 70 tackles on defense.
- Born Ray-Ray Armstrong (3/5/91) in Sanford, FL.

## ARMSTRONG'S GAME-BY-GAME

### 2013 (St. Louis)

Date	Opp	W/L	P/S	Tot	Sol	Ast	Sk	Yds	Int	Yds	PD	FF	FR	Yds
Sep 8	Arz	W	1/0	0	0	0	0.0	0.0	0	0	0	0	0	0
Sep 15	at Atl	L	1/0	0	0	0	0.0	0.0	0	0	0	0	0	0
Sep 22	at Dal	L	1/0	0	0	0	0.0	0.0	0	0	0	0	0	0
Sep 26	SF	L	1/0	3	3	0	0.0	0.0	0	0	0	0	1	0
Oct 6	Jax	W	1/0	0	0	0	0.0	0.0	0	0	0	0	0	0
Oct 13	at Hou	W	1/0	0	0	0	0.0	0.0	0	0	0	0	0	0
Oct 20	at Car	L	1/0	0	0	0	0.0	0.0	0	0	0	0	0	0
Oct 28	Sea	L	1/0	0	0	0	0.0	0.0	0	0	0	0	0	0
Nov 3	Ten	L	1/0	0	0	0	0.0	0.0	0	0	0	0	0	0
Nov 10	at Ind	W	1/0	0	0	0	0.0	0.0	0	0	0	0	0	0
Nov 24	Chi	W	1/0	0	0	0	0.0	0.0	0	0	0	0	0	0
Dec 1	at SF	L	1/0	0	0	0	0.0	0.0	0	0	0	0	0	0
Dec 8	at Arz	L	1/0	0	0	0	0.0	0.0	0	0	0	0	0	0
Dec 15	NO	W	1/0	0	0	0	0.0	0.0	0	0	0	0	0	0
Dec 22	TB	W	1/0	0	0	0	0.0	0.0	0	0	0	0	0	0
Dec 29	at Sea	L	1/0	0	0	0	0.0	0.0	0	0	0	0	0	0
<b>TOTALS</b>			<b>16/0</b>	<b>3</b>	<b>3</b>	<b>0</b>	<b>0.0</b>	<b>0.0</b>	<b>0</b>	<b>0</b>	<b>0</b>	<b>0</b>	<b>1</b>	<b>0</b>

### 2014 (St. Louis/Oakland)

Date	Opp	W/L	P/S	Tot	Sol	Ast	Sk	Yds	Int	Yds	PD	FF	FR	Yds
<b>WITH ST. LOUIS</b>														
Sep 7	Min	L	1/0	0	0	0	0.0	0.0	0	0	0	0	0	0
Sep 14	at TB	W	1/0	2	2	0	0.0	0.0	0	0	0	0	0	0
Sep 21	Dal	L	1/0	0	0	0	0.0	0.0	0	0	0	0	0	0
Sep 28	at Phi	L	1/0	0	0	0	0.0	0.0	0	0	0	0	0	0
<b>WAIVED BY STL ON 10/6 CLAIMED BY OAK ON 10/7</b>														
Oct 12	SD	L	—	—	—	—	—	—	—	—	—	—	—	—
Oct 19	Arz	L	1/0	1	1	0	0.0	0.0	0	0	0	0	0	0
Oct 26	at Cle	L	1/0	0	0	0	0.0	0.0	0	0	0	0	0	0
Nov 2	at Sea	L	1/0	0	0	0	0.0	0.0	0	0	0	0	0	0
Nov 9	Den	L	1/0	1	1	0	0.0	0.0	0	0	0	0	0	0
Nov 16	at SD	L	1/0	0	0	0	0.0	0.0	0	0	0	0	0	0
Nov 20	KC	W	1/0	0	0	0	0.0	0.0	0	0	0	0	0	0
Nov 30	at StL	L	1/0	0	0	0	0.0	0.0	0	0	0	0	0	0
Dec 7	SF	W	1/0	0	0	0	0.0	0.0	0	0	0	0	0	0
Dec 14	at KC	L	1/1	11	4	7	0.0	0.0	0	0	0	0	0	0
Dec 21	Buf	W	1/1	4	3	1	0.0	0.0	0	0	1	0	0	0
Dec 28	at Den	L	1/1	8	6	2	0.0	0.0	0	0	0	1	0	0
<b>TOTALS</b>			<b>15/3</b>	<b>27</b>	<b>17</b>	<b>10</b>	<b>0.0</b>	<b>0.0</b>	<b>0</b>	<b>0</b>	<b>1</b>	<b>1</b>	<b>0</b>	<b>0</b>



# BLAKE BELL

84

HT	WT	COLLEGE	TE
6-6	252	OKLAHOMA	
BORN 8.7.91 // WICHITA, KS // BISHOP CARROLL HS, WICHITA, KS ROOKIE // ACQUIRED D-4A IN '15			

## 2015 HIGHLIGHTS

- Made his NFL debut vs. Min (9/14).
- Recorded the first reception of his NFL career, hauling in an 11-yd. pass from QB Colin Kaepernick at Pit. (9/20).
- Notched the first start of his NFL career at NYG (10/11), and caught 1 recept. for 6 yds.
- Registered 3 repts. for a career-high 67 yds. vs. Arz. (11/29), including a career-long 48-yd. recept.
- Recorded a career-high 4 repts. for 43 yds. vs. Cin. (12/20).

## GOLDMINE

- After a deadly tornado swept through the Oklahoma city suburb of Moore, OK in 2013, Bell used social media to spread the word about housing spaces and volunteered at a local church, passing out food and drinks to those affected by the tornado.
- Blake earned the nickname the "BellDozer" after starring in packages specifically designed for his ability to produce in goal-line and short-yardage situations.
- Bell was selected by the Detroit Tigers in the 43rd round (1,303rd overall) in the 2010 Major League Baseball Draft. Bell joins QB Colin Kaepernick and fellow 2015 NFL Draft pick WR DeAndre Smelter as one of three players on the current roster to be drafted in both the NFL and MLB.
- Named the Bob Kalsu Award winner for the University of Oklahoma football team as a senior in 2014. Kalsu was an All-American offensive tackle in 1967 who courageously gave his life in 1970 serving the U.S. Army. The award is bestowed annually upon the player who "personifies Kalsu's spirit of leadership, serving as a motivator and role model for his teammates."

## BELL'S GOLDEN NUGGETS

- Converted from quarterback to tight end before his senior season at Oklahoma.
- Football runs in his family, as his father, Mark, played TE/DE in the NFL from 1979-84 and his uncle, Mike, was the 2nd overall selection in the 1979 NFL Draft and played 12 seasons with the Kansas City Chiefs.
- Earned the nickname the "BellDozer" in college after being featured in packages specifically designed for his ability to produce in goal-line and short-yardage situations.
- Joins QB Colin Kaepernick and fellow 2015 NFL Draft selection, WR DeAndre Smelter, as one of three players on the current roster to be drafted in both the NFL and MLB.

## BELL'S GAME-BY-GAME

2015	Date	Opp	W/L	P/S	Rec	Yds	Avg	Lg	TD
	Sep 14	Min	W	1/0	0	0	—	—	0
	Sep 20	at Pit	L	1/0	1	11	11.0	11	0
	Sep 27	at Arz	L	1/0	1	0	0.0	0	0
	Oct 4	GB	L	1/0	0	0	—	—	0
	Oct 11	at NYG	L	1/1	1	6	6.0	6	0
	Oct 18	Bal	W	1/0	0	0	—	—	0
	Oct 22	Sea	L	—	—	INACTIVE	—	—	—
	Nov 1	at StL	L	—	—	INACTIVE	—	—	—
	Nov 8	Atl	W	1/0	0	0	—	—	0
	Nov 22	at Sea	L	1/0	0	0	—	—	0
	Nov 29	Arz	L	1/0	3	67	22.3	48	0
	Dec 6	at Chi	W	1/1	1	5	5.0	5	0
	Dec 13	at Cle	L	1/1	3	49	16.3	24	0
	Dec 20	Cin	L	1/0	4	43	10.8	27	0
	Dec 27	at Det	L	1/1	0	0	—	—	0
	Jan 3	StL							
	TOTALS			13/4	14	181	12.9	48	0

## BELL'S CAREER STATISTICS

YEAR	TEAM	GP	GS	NO	RECEIVING				ATT	RUSHING			
					YDS	AVG	LG	TD		YDS	AVG	LG	TD
2015	SF	13	4	14	181	12.9	48	0	0	0	—	—	0
TOTALS		13	4	14	181	12.9	48	0	0	0	—	—	0

### Milestones:

**NFL Debut:** vs. Min. (9/14/15); **First Start:** at NYG (10/27/15); **First Recept.:** at Pit. (9/20/15 – 11–yd. pass from QB Colin Kaepernick)

## BELL'S CAREER HIGHS

**Receptions:** 4 vs. Cin. (12/20/15)

**Receiving Yards:** 67 vs. Arz. (11/29/15)

**Long Reception:** 48 vs. Arz. (11/29/15)

## BELL'S TRANSACTIONS


Originally the first of three 4th-round (117th overall) draft choices by SF in 2015.

## COLLEGE

Played in 43 games (16 starts) for the Sooners. Started his career at QB before moving to TE as a senior. Played in 31 games (8 starts) at QB and completed 150 of 253 atts. (59.3 pct.) for 1,763 yds., 12 TDs and 6 INTs while adding 627 yds. and 24 TDs on 177 carries. As a TE, played in 12 games (8 starts) and registered 16 receipts. for 214 yds. and 4 TDs. As a senior, was the recipient of Oklahoma's Bob Kalsu Award, which is given annually to a member of the team who personifies Kalsu's spirit of leadership, serving as a motivator and role model for his teammates. Also earned Second-Team Academic All-Big 12 honors. Played in 12 games (8 starts) and registered 16 receipts. for 214 yds. and 4 TDs. In 2013, earned First-Team Academic All-Big 12 honors. Played in 11 games (8 starts) and completed 140 of 233 atts. for 1,648 yds., 12 TDs and 5 INTs while adding 75 carries for 255 yds. As a sophomore, named First-Team Academic All-Big 12. Played in 13 games and completed 9 of 16 atts. for 107 yds. and rushed for 201 yds. and 11 TDs on 60 carries. As a freshman, rushed for 171 yds. and 13 TDs on 44 carries. His 13 TDs broke the school record for rushing TDs by a freshman QB. Redshirted in 2010.

## PERSONAL

- Majored in arts and sciences planned program.
- Attended Bishop Carroll (Wichita, KS) HS where he threw for 2,752 yds. and 32 TDs, as a senior. Also rushed for 839 yds. As a junior, threw for 3,240 yds. and 27 TDs.
- Bell is good friends with current 49ers FB Trey Millard. The two played together at Oklahoma and have developed a friendship off the field, even studying abroad together in Ireland during the summer of 2013.
- His father, Mark, played TE/DE in the NFL from 1979-84 for the Seattle Seahawks, Baltimore Colts and Indianapolis Colts. His uncle, Mike, played DE for the Kansas City Chiefs from 1979-91.



# NICK BELLORE

50

HT	WT	COLLEGE	LB
6-1	250	CENTRAL MICHIGAN	
BORN 5.12.89 // WHITEFISH BAY, WI // WHITEFISH BAY HS, WHITEFISH BAY, WI 5TH YEAR // ACQUIRED FA IN '15			

## CAREER HIGHLIGHTS

- Has appeared in all 79 games throughout his 5-year career (2011-14).
- As a member of the New York Jets, led the team in special teams tackles in each of his first 3 seasons [2011 (31), 2012 (17), 2013 (27)] and finished 2nd on the team in 2014 (15).
- Registered his first career recept. vs. Ind. (10/14/12) on a 23-yd. fake punt pass by former Jets QB Tim Tebow.

## GOLDMINE

- As a member of the New York Jets, Bellore hosted 'Jets Huddle' on CBS2 in New York. On the show, he would act as host and ask fan-submitted questions to his teammates. "I enjoy talking about football and even more so learning more about my teammates and the fun stuff they might be involved with off the field. And that's what the show's goal is, to show people a different side of things besides the X's and O's."
- With the Jets, Bellore lived with then teammate and lockermate K Nick Folk and his family. He served as the family's "Manny," helping the Folk's raise their twin boys by playing with them, cooking meals and changing diapers.

## BELLORE'S GOLDEN NUGGETS

- Has made his name as a special teams ace, recording 90 tackles on special teams over the last four seasons with the New York Jets.
- Earned First-Team All-MAC recognition as a senior at Central Michigan.
- Enjoys spending time with his dog, a husky named Mya, playing golf and ice hockey in the offseason back home in Wisconsin.

## BELLORE'S GAME-BY-GAME

### 2015

Date	Opp	W/L	P/S	Tot	Sol	Ast	Sk	Yds	Int	Yds	PD	FF	FR	Yds
Sep 14	Min	W	1/0	0	0	0	0.0	0.0	0	0	0	0	0	0
Sep 20	at Pit	L	1/0	0	0	0	0.0	0.0	0	0	0	0	0	0
Sep 27	at Arz	L	1/0	0	0	0	0.0	0.0	0	0	0	0	0	0
Oct 4	GB	L	1/0	0	0	0	0.0	0.0	0	0	0	0	0	0
Oct 11	at NYG	L	1/0	0	0	0	0.0	0.0	0	0	0	0	0	0
Oct 18	Bal	W	1/0	0	0	0	0.0	0.0	0	0	0	0	0	0
Oct 22	Sea	L	1/0	0	0	0	0.0	0.0	0	0	0	0	0	0
Nov 1	at StL	L	1/0	0	0	0	0.0	0.0	0	0	0	0	0	0
Nov 8	Atl	W	1/0	0	0	0	0.0	0.0	0	0	0	0	0	0
Nov 22	at Sea	L	1/0	0	0	0	0.0	0.0	0	0	0	0	0	0
Nov 29	Arz	L	1/0	0	0	0	0.0	0.0	0	0	0	0	0	0
Dec 6	at Chi	W	1/0	1	1	0	0.0	0.0	0	0	0	0	0	0
Dec 13	at Cle	L	1/0	0	0	0	0.0	0.0	0	0	0	0	0	0
Dec 20	Cin	L	1/0	0	0	0	0.0	0.0	0	0	0	0	0	0
Dec 27	at Det	L	1/0	0	0	0	0.0	0.0	0	0	0	0	0	0
Jan 3	StL													
TOTALS				15/0	1	1	0	0.0	0.0	0	0	0	0	0

Special Teams Tackles – 14



## BELLORE'S CAREER STATISTICS

YEAR	TEAM	GP	GS	TACKLES					YDS	INT	YDS	INTERCEPTIONS				PD	FUMBLES		
				TOT	SOL	AST	SACKS					LG	TD				FF	FR	YDS
2011	NYJ	16	0	2	1	1	0.0	0.0	0	0	0	—	0	0	0	0	0	0	0
2012	NYJ	16	0	0	0	0	0.0	0.0	0	0	0	—	0	0	0	0	0	0	0
2013	NYJ	16	0	0	0	0	0.0	0.0	0	0	0	—	0	0	0	0	0	0	0
2014	NYJ	16	0	1	0	1	0.0	0.0	0	0	0	—	0	0	0	0	0	0	0
2015	SF	15	0	1	1	0	0.0	0.0	0	0	0	—	0	0	0	0	0	0	0
<b>TOTALS</b>		<b>79</b>	<b>0</b>	<b>4</b>	<b>2</b>	<b>2</b>	<b>0.0</b>	<b>0.0</b>	<b>0</b>	<b>0</b>	<b>0</b>	<b>—</b>	<b>0</b>	<b>0</b>	<b>0</b>	<b>0</b>	<b>0</b>	<b>0</b>	<b>0</b>

### Additional Statistics:

**Special Teams Tackles – 104:** 2011 (31); 2012 (17); 2013 (27); 2014 (15); 2015 (14)

**Receptions – 1:** 2012 (1) [23-yd. fake punt pass from QB Tim Tebow vs. Ind. (10/14)]

**Onside Kick Recoveries – 1:** 1 in 2015

**Own Fumble Recoveries – 1:** 1 in 2015

### Milestones:

**NFL Debut:** vs. Dal. (9/11/11)

## BELLORE'S CAREER HIGHS

**Total Tackles:** 2 vs. KC (12/11/11)

**Assists:** 1 (2 times) Last at SD (10/5/14)

**Solo:** 1 (2 Times) Last at Chi. (12/6/15)

## BELLORE'S TRANSACTIONS

Originally signed by NYJ as an undrafted rookie FA on 7/27/11...As a restricted free agent, re-signed with NYJ to a one-year contract on 3/31/14...Signed a two-year contract with SF on 4/3/15.

# SAN FRANCISCO 49ERS

## 2014 (NEW YORK JETS)

- Appeared in all 16 games for the 4th-consecutive season. Ranked 2nd on the team with 15 tackles on special teams and added the 3rd defensive tackle of his career.
- Registered 1 tackle on defense at SD (10/5).

## 2013 (NEW YORK JETS)

- Led the team in special teams tackles for the 3rd-consecutive season, finishing with 27 in 16 games played.

## 2012 (NEW YORK JETS)

- Played in 16 games, finishing with a team-high 17 special teams tackles and 1 recept.
- Had a team-high 4 special teams tackles at Mia. (9/23).
- Registered the first recept. of his career vs. Ind. (10/14) on a 23-yd. fake punt pass by Jets QB Tim Tebow.

## 2011 (NEW YORK JETS)

- Saw action in all 16 games as a rookie, appearing mostly on special teams. Led the team with a career-high 31 special teams tackles.
- Made his NFL debut in the season opener vs. Dal. (9/11) where he finished with 2 tackles on special teams.
- Registered the first defensive tackle of his career vs. KC (12/11). Had a single-game career-high 2 tackles on the day.

## COLLEGE

Played in 52 games (51 starts) at Central Michigan, finishing with 472 tackles, including three consecutive seasons with 100-or-more tackles. He was selected to participate in the 2011 East-West Shrine Game as a senior after earning First-Team All-MAC defense honors. That season, he registered 90 tackles, 7 TFL and had five games with 10-or-more tackles.

## PERSONAL

- A first-team all-state player at Whitefish Bay (WI) HS, was a three-year letterman and two-year captain. Also played one season of varsity hockey along with three seasons on the track and field team.
- Majored in finance.
- Born Nick Bellore (5/12/89) in Whitefish Bay, WI.

## BELLORE'S GAME-BY-GAME

### 2011 (New York Jets)

Date	Opp	W/L	P/S	Tot	Sol	Ast	Sk	Yds	Int	Yds	PD	FF	FR	Yds
Sep 11	Dal	W	1/0	0	0	0	0.0	0.0	0	0	0	0	0	0
Sep 18	Jax	W	1/0	0	0	0	0.0	0.0	0	0	0	0	0	0
Sep 25	at Oak	L	1/0	0	0	0	0.0	0.0	0	0	0	0	0	0
Oct 2	at Bal	L	1/0	0	0	0	0.0	0.0	0	0	0	0	0	0
Oct 9	at NE	L	1/0	0	0	0	0.0	0.0	0	0	0	0	0	0
Oct 17	Mia	W	1/0	0	0	0	0.0	0.0	0	0	0	0	0	0
Oct 23	SD	W	1/0	0	0	0	0.0	0.0	0	0	0	0	0	0
Nov 6	at Buf	W	1/0	0	0	0	0.0	0.0	0	0	0	0	0	0
Nov 13	NE	L	1/0	0	0	0	0.0	0.0	0	0	0	0	0	0
Nov 17	at Den	L	1/0	0	0	0	0.0	0.0	0	0	0	0	0	0
Nov 27	Buf	W	1/0	0	0	0	0.0	0.0	0	0	0	0	0	0
Dec 4	at Was	W	1/0	0	0	0	0.0	0.0	0	0	0	0	0	0
Dec 11	KC	W	1/0	2	1	1	0.0	0.0	0	0	0	0	0	0
Dec 18	at Phi	L	1/0	0	0	0	0.0	0.0	0	0	0	0	0	0
Dec 24	NYG	L	1/0	0	0	0	0.0	0.0	0	0	0	0	0	0
Jan 1	at Mia	L	1/0	0	0	0	0.0	0.0	0	0	0	0	0	0
<b>TOTALS</b>			<b>16/0</b>	<b>2</b>	<b>1</b>	<b>1</b>	<b>0.0</b>	<b>0.0</b>	<b>0</b>	<b>0</b>	<b>0</b>	<b>0</b>	<b>0</b>	<b>0</b>

### 2013 (New York Jets)


Date	Opp	W/L	P/S	Tot	Sol	Ast	Sk	Yds	Int	Yds	PD	FF	FR	Yds
Sep 8	TB	W	1/0	0	0	0	0.0	0.0	0	0	0	0	0	0
Sep 12	at NE	L	1/0	0	0	0	0.0	0.0	0	0	0	0	0	0
Sep 22	Buf	W	1/0	0	0	0	0.0	0.0	0	0	0	0	0	0
Sep 29	at Ten	L	1/0	0	0	0	0.0	0.0	0	0	0	0	0	0
Oct 7	at Atl	W	1/0	0	0	0	0.0	0.0	0	0	0	0	0	0
Oct 13	Pit	L	1/0	0	0	0	0.0	0.0	0	0	0	0	0	0
Oct 20	NE	W	1/0	0	0	0	0.0	0.0	0	0	0	0	0	0
Oct 27	at Cin	L	1/0	0	0	0	0.0	0.0	0	0	0	0	0	0
Nov 3	NO	W	1/0	0	0	0	0.0	0.0	0	0	0	0	0	0
Nov 17	at Buf	L	1/0	0	0	0	0.0	0.0	0	0	0	0	0	0
Nov 24	at Bal	L	1/0	0	0	0	0.0	0.0	0	0	0	0	0	0
Dec 1	Mia	L	1/0	0	0	0	0.0	0.0	0	0	0	0	0	0
Dec 8	Oak	W	1/0	0	0	0	0.0	0.0	0	0	0	0	0	0
Dec 15	at Car	L	1/0	0	0	0	0.0	0.0	0	0	0	0	0	0
Dec 22	Cle	W	1/0	0	0	0	0.0	0.0	0	0	0	0	0	0
Dec 29	at Mia	W	1/0	0	0	0	0.0	0.0	0	0	0	0	0	0
<b>TOTALS</b>			<b>16/0</b>	<b>0</b>	<b>0</b>	<b>0</b>	<b>0.0</b>	<b>0.0</b>	<b>0</b>	<b>0</b>	<b>0</b>	<b>0</b>	<b>0</b>	<b>0</b>

### 2012 (New York Jets)

Date	Opp	W/L	P/S	Tot	Sol	Ast	Sk	Yds	Int	Yds	PD	FF	FR	Yds
Sep 9	Buf	W	1/0	0	0	0	0.0	0.0	0	0	0	0	0	0
Sep 16	at Pit	L	1/0	0	0	0	0.0	0.0	0	0	0	0	0	0
Sep 23	at Mia	W	1/0	0	0	0	0.0	0.0	0	0	0	0	0	0
Sep 30	SF	L	1/0	0	0	0	0.0	0.0	0	0	0	0	0	0
Oct 8	Hou	L	1/0	0	0	0	0.0	0.0	0	0	0	0	0	0
Oct 14	Ind	W	1/0	0	0	0	0.0	0.0	0	0	0	0	0	0
Oct 21	at NE	L	1/0	0	0	0	0.0	0.0	0	0	0	0	0	0
Oct 28	Mia	L	1/0	0	0	0	0.0	0.0	0	0	0	0	0	0
Nov 11	at Sea	L	1/0	0	0	0	0.0	0.0	0	0	0	0	0	0
Nov 18	at STL	W	1/0	0	0	0	0.0	0.0	0	0	0	0	0	0
Nov 22	NE	L	1/0	0	0	0	0.0	0.0	0	0	0	0	0	0
Dec 2	Arz	W	1/0	0	0	0	0.0	0.0	0	0	0	0	0	0
Dec 9	at Jax	W	1/0	0	0	0	0.0	0.0	0	0	0	0	0	0
Dec 17	at Ten	L	1/0	0	0	0	0.0	0.0	0	0	0	0	0	0
Dec 23	SD	L	1/0	0	0	0	0.0	0.0	0	0	0	0	0	0
Dec 30	at Buf	L	1/0	0	0	0	0.0	0.0	0	0	0	0	0	0
<b>TOTALS</b>			<b>16/0</b>	<b>0</b>	<b>0</b>	<b>0</b>	<b>0.0</b>	<b>0.0</b>	<b>0</b>	<b>0</b>	<b>0</b>	<b>0</b>	<b>0</b>	<b>0</b>

### 2014 (New York Jets)

Date	Opp	W/L	P/S	Tot	Sol	Ast	Sk	Yds	Int	Yds	PD	FF	FR	Yds
Sep 7	Oak	W	1/0	0	0	0	0.0	0.0	0	0	0	0	0	0
Sep 14	at GB	L	1/0	0	0	0	0.0	0.0	0	0	0	0	0	0
Sep 22	Chi	L	1/0	0	0	0	0.0	0.0	0	0	0	0	0	0
Sep 28	Det	L	1/0	0	0	0	0.0	0.0	0	0	0	0	0	0
Oct 5	at SD	L	1/0	1	0	1	0.0	0.0	0	0	0	0	0	0
Oct 12	Den	L	1/0	0	0	0	0.0	0.0	0	0	0	0	0	0
Oct 16	at NE	L	1/0	0	0	0	0.0	0.0	0	0	0	0	0	0
Oct 26	Buf	L	1/0	0	0	0	0.0	0.0	0	0	0	0	0	0
Nov 2	at KC	L	1/0	0	0	0	0.0	0.0	0	0	0	0	0	0
Nov 9	Pit	W	1/0	0	0	0	0.0	0.0	0	0	0	0	0	0
Nov 24	at Buf	L	1/0	0	0	0	0.0	0.0	0	0	0	0	0	0
Dec 1	Mia	L	1/0	0	0	0	0.0	0.0	0	0	0	0	0	0
Dec 7	at Min	L	1/0	0	0	0	0.0	0.0	0	0	0	0	0	0
Dec 14	at Ten	W	1/0	0	0	0	0.0	0.0	0	0	0	0	0	0
Dec 21	NE	L	1/0	0	0	0	0.0	0.0	0	0	0	0	0	0
Dec 28	at Mia	W	1/0	0	0	0	0.0	0.0	0	0	0	0	0	0
<b>TOTALS</b>			<b>16/0</b>	<b>1</b>	<b>0</b>	<b>1</b>	<b>0.0</b>	<b>0.0</b>	<b>0</b>	<b>0</b>	<b>0</b>	<b>0</b>	<b>0</b>	<b>0</b>



# ANTOINE BETHEA

41

HT	WT	COLLEGE	S
5-11	206	HOWARD	S
BORN 7.27.84 // NEWPORT NEWS, VA // DENBIGH HS, NEWPORT NEWS, VA 10TH YEAR // ACQUIRED FA IN '14			

## AWARDS & HONORS

- 2007:** AFC Pro Bowl
- 2009:** AFC Pro Bowl
- 2012:** Ed Block Courage Award Recipient
- 2013:** Colts Man of the Year
- 2014:** Bill Walsh Award, Pro Bowl, NFC Defensive Player of the Week (Week 4)



## CAREER HIGHLIGHTS

- Has started all 146 games he's appeared in since 2006, including every game from 9/7/08 through 10/22/15.
- According to TruMedia statistics, he has recorded the 3rd most tackles (673) among all active defensive backs since 2006.
- Has recorded 100-or-more tackles in 8 of his 9 seasons.

### MOST TACKLES IN THE NFL AMONG ACTIVE DBs SINCE 2006

Player	Tackles
1. Eric Weddle	682
2. Antrel Rolle	679
3. <b>Antoine Bethea</b>	<b>673</b>
4. Donte Whitner	618
5. Roman Harper	613

\*According to TruMedia Statistics

## 2015 HIGHLIGHTS

- Recorded 8 tackles, 1.0 sack and one PD vs. Min. (9/14).

## GOLDMINE

- As the founder of the Safe Coverage Foundation in 2011, Bethea has made it a goal to help youth stay in school and receive a strong education. The foundation's mission statement reads, "The Antoine Bethea Safe Coverage Foundation is committed to providing access and resources for students to achieve their dreams of a higher education. We believe providing exposure opportunities, enrichment experiences and the tools needed to succeed, we can change communities, one child at a time."
- Bethea was inducted into the Mid-Eastern Athletic Conference (MEAC) Hall of Fame in February of 2015. The MEAC Hall of Fame highlights former student-athletes, coaches, university coaches and special contributors who have enriched the legacy of the conference since its inception in 1970.



## BETHEA'S GOLDEN NUGGETS

- Was inducted into the Mid-Eastern Athletic Conference (MEAC) Hall of Fame in February of 2015.
- Has started every game in which he has appeared in during his nine-year NFL career, a span that covers 143 games.
- Started the Antoine Bethea Safe Coverage Foundation in 2011, which provides access and resources for students to achieve their dreams of higher education.
- His Foundation facilitates annual youth football camps held in Virginia and Washington D.C.
- Went back to Howard University to complete his degree in administration of justice in May of 2011.
- In high school, Bethea lettered in his first love and favorite sport, basketball, where he earned all-area and all-conference honors as a senior at Denbigh HS in Newport News, VA.
- Has his own website, AntoineBethea.com, that features Safe Coverage Foundation information, upcoming events, AB41 gear and Bethea's personal blog.

## BETHEA'S GAME-BY-GAME

### 2015

Date	Opp	W/L	P/S	Tot	Sol	Ast	Sk	Yds	Int	Yds	PD	FF	FR	Yds
Sep 14	Min	W	1/1	8	8	0	1.0	10.0	0	0	1	0	0	0
Sep 20	at Pit	L	1/1	7	7	0	0.0	0.0	0	0	0	0	0	0
Sep 27	at Arz	L	1/1	10	7	3	0.0	0.0	0	0	0	0	0	0
Oct 4	GB	L	1/1	8	7	1	0.0	0.0	0	0	0	0	0	0
Oct 11	at NYG	L	1/1	11	6	5	0.0	0.0	0	0	1	0	0	0
Oct 18	Bal	W	1/1	7	5	2	0.0	0.0	0	0	0	0	0	0
Oct 22	Sea	L	1/1	5	5	0	0.0	0.0	0	0	0	0	0	0

PLACED ON INJURED RESERVE (Chest) ON 10/23

TOTALS	7/7	56	45	11	1.0	10.0	0	0	2	0	0	0	0	0
--------	-----	----	----	----	-----	------	---	---	---	---	---	---	---	---

## GOLDMINE (CONTINUED)

- Bethea spent July 4, 2015 on the athletic fields of his alma mater, Denbigh HS, VA, hosting his inaugural "Community Day" where local kids had a chance to enjoy some bounce houses, cotton candy, and participate in a kickball game with Bethea and other NFL players. "My message to the kids is that you can't do it without the community. I want to give back to my community and have everybody come out here and have a good time. This is just my way of showing them I appreciate them for their support."
- Bethea has teamed up with PETA (People for the Ethical Treatment of Animals) to spread the message about a few of their different campaigns. One was the "Ink, Not Mink" movement, in which Antoine talked about his tattoo and said no to fur. Another was the "Don't Chain Dogs" campaign, where Bethea spoke about his love for dogs and how animals that are dependent on humans shouldn't be left alone and mistreated.

# SAN FRANCISCO 49ERS

## BETHEA'S CAREER STATISTICS

TACKLES									INTERCEPTIONS					FUMBLES		
YEAR	TEAM	GP	GS	TOT	SOL	AST	SACKS	YDS	INT	YDS	LG	TD	PD	FF	FR	YDS
2006	IND	14	14	105	64	41	0.0	0.0	1	38	38	0	5	0	0	0
2007	IND	13	13	95	47	48	0.0	0.0	4	47	30	0	8	0	0	0
2008	IND	16	16	126	83	43	0.0	0.0	2	0	0	0	4	0	1	0
2009	IND	16	16	120	75	45	0.0	0.0	4	19	19	0	5	2	1	0
2010	IND	16	16	106	77	29	0.5	1.0	1	31	31	0	5	1	0	0
2011	IND	16	16	139	80	59	0.0	0.0	0	0	–	0	7	2	1	0
2012	IND	16	16	123	83	40	2.0	8.0	0	0	–	0	7	0	0	0
2013	IND	16	16	110	80	30	1.0	12.0	2	48	46	0	6	0	1	0
2014	SF	16	16	121	85	36	1.0	5.0	4	71	49t	1	10	1	0	0
2015	SF	7	7	56	45	11	1.0	10.0	0	0	–	0	2	0	0	0
TOTALS		146	146	1,101	719	382	5.5	36.0	18	254	49t	1	59	6	4	0

### PLAYOFFS

YEAR	TEAM	GP	GS	TACKLES					INT	INTERCEPTIONS					FUMBLES		
				TOT	SOL	AST	SACKS	YDS		YDS	LG	TD	PD	FF	FR	YDS	
2006	IND	4	4	18	17	1	0.0	0.0	2	16	16	0	4	0	0	0	
2007	IND	1	1	7	4	3	0.0	0.0	0	0	—	0	0	0	0	0	
2008	IND	1	1	5	3	2	0.0	0.0	1	36	36	0	1	0	0	0	
2009	IND	3	3	12	11	1	0.0	0.0	1	0	—	0	2	0	0	0	
2010	IND	1	1	7	7	0	0.0	0.0	0	0	—	0	0	1	0	0	
2012	IND	1	1	10	6	4	0.0	0.0	0	0	—	0	0	0	0	0	
2013	IND	2	2	16	11	5	0.0	0.0	0	0	—	0	2	0	0	0	
TOTALS		13	13	75	59	16	0.0	0.0	4	52	36	0	9	1	0	0	

### Additional Statistics:

Special Teams Tackles — 1: 2006 (1)

### Milestones:

**NFL Debut:** at NYG (9/10/06); **First Career Start:** at NYG (9/10/06); **First FR:** vs. Det. (12/14/08 — RB Kevin Smith); **First FF:** at Ten. (10/11/09 — TE Alge Crumpler); **First Sack:** vs. SD (11/28/10 — QB Philip Rivers); **First INT:** at NE (11/5/06 — QB Tom Brady); **First INT Returned for a TD:** vs. SD (12/20/14 — QB Philip Rivers)

## BETHEA'S CAREER HIGHS

**Total Tackles:** Regular Season — 17 at Cin. (12/8/13); Postseason — 11 vs. KC (1/4/14)

**Solo:** Regular Season — 11 at NO (11/17/13); Postseason — 7 (2 times) Last vs. KC (1/4/14)

**Assists:** Regular Season — 11 at Det. (10/16/11); Postseason — 7 (3 times) Last at Car. (1/12/14)

**Passes Defensed:** Regular Season — 3 at Car. (10/28/07); Postseason — 2 vs. Bal. (1/16/10)

**Fumble Recoveries:** 1 (4 times) Last vs. Den. (10/20/13)

**Forced Fumbles:** Regular Season — 1 (6 times) Last vs. Phi. (9/28/14); Postseason — 1 vs. NYJ (1/8/11)

**Sacks:** Regular Season — 1.0 (3 times) Last vs. Hou. (12/15/13)

**Interceptions:** Regular Season — 1 (17 times) Last vs. SD (12/20/14); Postseason — 1 (4 times) Last vs. Bal. (1/16/10)

**Interception Yards:** Regular Season — 49t vs. SD (12/20/14); Postseason — 36 at SD (1/3/09)

**Long Interception Return:** Regular Season — 46 vs. Jax. (12/29/13); Postseason — 36 at SD (1/3/09)

## BETHEA'S TRANSACTIONS

Originally drafted in the 6th round (207th overall) by Ind. in the 2006 NFL Draft...As a restricted free agent, re-signed with Ind. to a four-year contract on 6/11/10...Signed a four-year contract with SF on 3/11/14...Placed on the Injured Reserve List on 10/23/15.



## 2014 (SAN FRANCISCO)

- In his 100th consecutive start, Bethea registered 1 INT and 1 FF vs. Phi. (9/28), becoming the first 49ers player to register an INT and FF in the same game since LB NaVorro Bowman [at Arz. (12/29/13)]. Bethea also tackled former Eagles RB LeSean McCoy at the SF 2-yd. line on 2nd and goal on what would eventually be a game-sealing goal-line stand. He was named NFC Defensive Player of the Week for his performance.
- Registered his 1st sack as a member of the 49ers at StL (10/13), bringing down Rams QB Austin Davis.
- Registered his 2nd INT of the season and 16th of his career vs. StL (11/2), picking off Rams QB Austin Davis. The takeaway led to a TD pass from QB Colin Kaepernick to WR Anquan Boldin.
- Picked off Saints QB Drew Brees on the opening drive of the game at NO (11/9). The takeaway led to a 4-yd. TD run by RB Frank Gore.
- Registered the first pick-six of his career vs. SD (12/20), when he intercepted a pass by Chargers QB Philip Rivers and returned it 49 yds. for the TD.

## 2013 (INDIANAPOLIS)

- Named the team's 2013 Man of the Year.
- Started all 16 games at safety.
- Registered 11 tackles and the game-saving INT on the 6-yd. line with 31 seconds remaining in the game vs. Oak. (9/8).
- In Week 7 vs. Den., he registered 9 tackles and 1 FR.
- Registered a career-high 17 tackles at Cin. (12/8).
- Had 8 tackles and 1.0 sack vs. Hou. (12/15).
- Recorded an INT and returned it 46 yds. vs. Jax. (12/29).
- Had a team-high 11 tackles and 1 PD vs. KC (1/4/14 - AFC-W).

## 2012 (INDIANAPOLIS)

- Named the team's 2012 Ed Block Courage Award winner.
- Started all 16 games at free safety and finished 2nd on the team with 123 tackles and a career-high 2.0 sacks.
- Registered 12 tackles and 2 PDs at Chi. (9/9).
- Tallied 13 tackles and 1 PD vs. Min. (9/16).
- Registered 11 tackles at Ten. (10/28).
- Started his 100th career game at Jax. (11/8) and notched a team-high 11 tackles and 1.0 sack.
- Led the team with 10 tackles at Bal. (1/6/13 - AFC-W).

## 2011 (INDIANAPOLIS)

- Started all 16 games at free safety and led the team with a career-high 139 tackles.
- Posted 8 tackles, 1 FR and 1 PD vs. Cle. (9/18).
- Notched a team-high 11 tackles and 1 PD at NO (10/23).

## 2010 (INDIANAPOLIS)

- Started all 16 games at free safety and totaled his 3rd consecutive season with at least 100 tackles.
- Registered a team-high 13 tackles and 1 PD at Hou. (9/12).
- Notched 0.5 sacks, the first of his career, vs. SD (10/28).
- Recorded a then-career-best 15 tackles vs. Dal. (12/5).
- Contributed with 5 tackles, 2 PDs and 1 INT vs. Jax. (12/19).
- Tallied 1 FF and finished with 7 tackles vs. NYJ (1/8/11 - AFC-W).

## 2009 (INDIANAPOLIS)

- Started all 16 games at free safety, led the team with 120 tackles and was named to his second Pro Bowl.
- Tied for the team lead with 8 tackles and clinched the victory with an INT on the final play of the game at Mia. (9/21).
- Recorded a team-high 12 tackles at StL (10/25).
- Posted 11 tackles and 1 FF vs. Hou. (11/8).
- Tallied 10 tackles and 1 INT QB Tom Brady vs. NE (11/15).
- In Week 12 at Hou., recorded 10 tackles and 1 INT.
- Intercepted Saints QB Drew Brees at NO (12/12).
- Registered 3 tackles, 2 PDs and 1 INT at Bal. (1/16/10 - AFC-D).

## 2008 (INDIANAPOLIS)

- Started 15 games at free safety and 1 game at strong safety.
- Registered a team-high 126 tackles, 3 PDs, 2 INTs and 1 FR.
- Tallied 11 tackles vs. Chi. (9/7) and vs. Jax. (9/21).
- In Week 8 vs. Bal., totaled 7 tackles and 1 INT.
- Registered 12 tackles vs. NE (11/2).
- Recorded a team-high 13 tackles (9 solo) at Pit. (11/9).
- Totaled a team-high 11 tackles and 1 INT at Cle. (11/30).
- Notched 7 tackles, 2 PDs and 1 FR vs. Det. (12/14).
- Posted 5 tackles, 1 INT and 1 PD at SD (1/3/09 - AFC-W).

## 2007 (INDIANAPOLIS)

- Started 13 games at free safety and totaled 95 tackles and 4 INTs en route to his first Pro Bowl selection.
- Registered 12 tackles and 1 INT vs. TB (10/7).
- Recorded 6 tackles, 2 PDs and 1 INT at Car. (10/28).
- Tallied a season-high 13 tackles and 1 INT vs. NE (11/4).
- Finished with 12 tackles and 1 INT vs. Jax. (12/2).

## 2006 (INDIANAPOLIS)

- Started 14 games as a rookie and totaled 105 tackles (64 solo). Helped lead a Colts team ranked 2nd in the NFL in pass defense.
- Started all 4 postseason games, recording 18 tackles, 4 PDs and 2 INTs.
- Finished with 11 tackles and his first career INT at NE (11/5).
- Registered an INT in each of his first 2 postseason games, vs. KC (1/6/07 - AFC-W) and at Bal. (1/14/07 - AFC-D).

## COLLEGE

Was a 3-year starter at Howard University, starting 31 of 37 games over 4 years. Registered 309 tackles, 7 INTs, 3.0 sacks, 7 FFs, 2 FRs, 18 PDs and 1 blocked kick as a member of the Bison. A three-time All-Mid-Eastern Conference selection, was named a First-Team All-American by the NFL Draft Report.

## PERSONAL

- Attended Denbigh (Newport News, VA) HS, where he was a 3-year letterman in football.
- Also lettered in basketball and earned all-area and all-conference honors as a senior.
- Served as the Colts spokesperson for United Way's Team NFL initiative.
- Launched his Safe Coverage Foundation in 2011.
- Hosts three free football camps for youth each offseason.
- Born Antoine Akeem Bethea (7/27/84) in Newport News, VA.

## INJURY REPORT

- 2006:** Inactive at Ten. (12/3) and vs. Cin. (12/18) with a shoulder injury.
- 2007:** Inactive vs. Oak. (12/16) and vs. Hou. (12/23) with a knee injury.
- 2015:** Placed on the Injured Reserve List on 10/23 with a chest injury.

## BETHEA'S GAME-BY-GAME

### 2006 (Indianapolis)

Date	Opp	W/L	P/S	Tot	Sol	Ast	Sk	Yds	Int	Yds	PD	FF	FR	Yds
Sep 10	at NYG	W	1/1	6	3	3	0.0	0.0	0	0	0	0	0	0
Sep 17	Hou	W	1/1	3	1	2	0.0	0.0	0	0	0	0	0	0
Sep 24	Jax	W	1/1	12	9	3	0.0	0.0	0	0	1	0	0	0
Oct 1	at NYJ	W	1/1	6	3	3	0.0	0.0	0	0	0	0	0	0
Oct 8	Ten	W	1/1	9	5	4	0.0	0.0	0	0	0	0	0	0
Oct 22	Was	W	1/1	6	3	3	0.0	0.0	0	0	0	0	0	0
Oct 29	at Den	W	1/1	9	6	3	0.0	0.0	0	0	0	0	0	0
Nov 5	at NE	W	1/1	11	2	9	0.0	0.0	1	38	1	0	0	0
Nov 12	Buf	W	1/1	7	7	0	0.0	0.0	0	0	0	0	0	0
Nov 19	at Dal	L	1/1	11	7	4	0.0	0.0	0	0	0	0	0	0
Nov 26	Phi	W	1/1	5	4	1	0.0	0.0	0	0	0	0	0	0
Dec 3	at Ten	L	—	— INACTIVE (Shoulder)										—
Dec 10	at Jax	L	1/1	0	0	0	0.0	0.0	0	0	0	0	0	0
Dec 18	Cin	W	—	— INACTIVE (Shoulder)										—
Dec 24	at Hou	L	1/1	10	7	3	0.0	0.0	0	0	0	0	0	0
Dec 31	Mia	W	1/1	10	7	3	0.0	0.0	0	0	0	0	0	0
<b>TOTALS</b>			<b>14/14</b>	<b>105</b>	<b>64</b>	<b>41</b>	<b>0.0</b>	<b>0.0</b>	<b>1</b>	<b>38</b>	<b>2</b>	<b>0</b>	<b>0</b>	<b>0</b>

### 2006 Postseason (Indianapolis)

Date	Opp	W/L	P/S	Tot	Sol	Ast	Sk	Yds	Int	Yds	PD	FF	FR	Yds
Jan 6	KC	W	1/1	3	3	0	0.0	0.0	1	16	1	0	0	0
Jan 13	at Bal	W	1/1	5	4	1	0.0	0.0	1	0	1	0	0	0
Jan 21	NE	W	1/1	6	6	0	0.0	0.0	0	0	1	0	0	0
Feb 4	Chi	W	1/1	4	4	0	0.0	0.0	0	0	1	0	0	0
<b>TOTALS</b>			<b>4/4</b>	<b>18</b>	<b>17</b>	<b>1</b>	<b>0.0</b>	<b>0.0</b>	<b>0</b>	<b>0</b>	<b>4</b>	<b>0</b>	<b>0</b>	<b>0</b>

### 2007 (Indianapolis)

Date	Opp	W/L	P/S	Tot	Sol	Ast	Sk	Yds	Int	Yds	PD	FF	FR	Yds
Sep 6	NO	W	1/1	5	1	4	0.0	0.0	0	0	0	0	0	0
Sep 16	at Ten	W	1/1	5	3	2	0.0	0.0	0	0	0	0	0	0
Sep 23	at Hou	W	1/1	6	4	2	0.0	0.0	0	0	0	0	0	0
Sep 30	Den	W	1/1	8	5	3	0.0	0.0	0	0	0	0	0	0
Oct 7	TB	W	1/1	12	8	4	0.0	0.0	1	11	0	0	0	0
Oct 22	at Jax	W	1/1	9	2	7	0.0	0.0	0	0	0	0	0	0
Oct 28	at Car	W	1/1	6	3	3	0.0	0.0	1	6	2	0	0	0
Nov 4	NE	L	1/1	13	7	6	0.0	0.0	1	0	0	0	0	0
Nov 11	at SD	L	1/1	7	4	3	0.0	0.0	0	0	0	0	0	0
Nov 18	KC	W	1/1	4	3	1	0.0	0.0	0	0	0	0	0	0
Nov 22	at Atl	W	1/1	6	3	3	0.0	0.0	0	0	1	0	0	0
Dec 2	Jax	W	1/1	12	3	9	0.0	0.0	1	30	0	0	0	0
Dec 9	at Bal	W	1/1	2	1	1	0.0	0.0	0	0	0	0	0	0
Dec 16	at Oak	W	—	— INACTIVE (Knee)										—
Dec 23	Hou	W	—	— INACTIVE (Knee)										—
Dec 30	Ten	L	—	— DID NOT PLAY										—
<b>TOTALS</b>			<b>13/13</b>	<b>95</b>	<b>47</b>	<b>48</b>	<b>0.0</b>	<b>0.0</b>	<b>4</b>	<b>47</b>	<b>3</b>	<b>0</b>	<b>0</b>	<b>0</b>

### 2007 Postseason (Indianapolis)

Date	Opp	W/L	P/S	Tot	Sol	Ast	Sk	Yds	Int	Yds	PD	FF	FR	Yds
Jan 13	SD	L	1/1	7	4	3	0.0	0.0	0	0	0	0	0	0
<b>TOTALS</b>			<b>1/1</b>	<b>7</b>	<b>4</b>	<b>3</b>	<b>0.0</b>	<b>0.0</b>	<b>0</b>	<b>0</b>	<b>0</b>	<b>0</b>	<b>0</b>	<b>0</b>

### 2008 (Indianapolis)

Date	Opp	W/L	P/S	Tot	Sol	Ast	Sk	Yds	Int	Yds	PD	FF	FR	Yds
Sep 7	Chi	L	1/1	11	5	6	0.0	0.0	0	0	0	0	0	0
Sep 14	at Min	W	1/1	9	5	4	0.0	0.0	0	0	0	0	0	0
Sep 21	Jax	L	1/1	11	7	4	0.0	0.0	0	0	0	0	0	0
Oct 5	at Hou	W	1/1	8	4	4	0.0	0.0	0	0	0	0	0	0
Oct 12	Bal	W	1/1	7	3	4	0.0	0.0	1	0	0	0	0	0
Oct 19	at GB	L	1/1	9	6	3	0.0	0.0	0	0	0	0	0	0
Oct 27	at Ten	L	1/1	2	2	0	0.0	0.0	0	0	0	0	0	0
Nov 2	NE	W	1/1	12	9	3	0.0	0.0	0	0	0	0	0	0
Nov 9	at Pit	W	1/1	13	9	4	0.0	0.0	0	0	0	0	0	0
Nov 16	Hou	W	1/1	7	4	3	0.0	0.0	0	0	0	0	0	0
Nov 23	at SD	W	1/1	4	3	1	0.0	0.0	0	0	0	0	0	0
Nov 30	at Cle	W	1/1	11	9	2	0.0	0.0	1	0	0	0	0	0
Dec 7	Cin	W	1/1	2	0	2	0.0	0.0	0	0	0	0	0	0
Dec 14	Det	W	1/1	7	6	1	0.0	0.0	0	0	2	0	1	0
Dec 18	at Jax	W	1/1	12	9	3	0.0	0.0	0	0	0	0	0	0
Dec 28	Ten	W	1/1	1	1	0	0.0	0.0	0	0	1	0	0	0
<b>TOTALS</b>			<b>16/16</b>	<b>126</b>	<b>82</b>	<b>44</b>	<b>0.0</b>	<b>0.0</b>	<b>2</b>	<b>0</b>	<b>3</b>	<b>0</b>	<b>1</b>	<b>0</b>

### 2008 Postseason (Indianapolis)

Date	Opp	W/L	P/S	Tot	Sol	Ast	Sk	Yds	Int	Yds	PD	FF	FR	Yds
Jan 3	at SD	L	1/1	5	3	2	0.0	0.0	1	36	1	0	0	0
<b>TOTALS</b>			<b>1/1</b>	<b>5</b>	<b>3</b>	<b>2</b>	<b>0.0</b>	<b>0.0</b>	<b>1</b>	<b>36</b>	<b>1</b>	<b>0</b>	<b>0</b>	<b>0</b>

### 2009 (Indianapolis)

Date	Opp	W/L	P/S	Tot	Sol	Ast	Sk	Yds	Int	Yds	PD	FF	FR	Yds
Sep 13	Jax	W	1/1	9	5	4	0.0	0.0	0	0	0	0	0	0
Sep 21	at Mia	W	1/1	8	8	0	0.0	0.0	1	0	1	0	0	0
Sep 27	at Arz	W	1/1	8	6	2	0.0	0.0	1	0	1	0	1	0
Oct 4	Sea	W	1/1	5	3	2	0.0	0.0	0	0	0	0	0	0
Oct 11	at Ten	W	1/1	8	7	1	0.0	0.0	0	0	0	1	0	0
Oct 25	at StL	W	1/1	12	9	3	0.0	0.0	0	0	0	0	0	0
Nov 1	SF	W	1/1	10	5	5	0.0	0.0	0	0	1	0	0	0
Nov 8	Hou	W	1/1	11	3	8	0.0	0.0	0	0	0	1	0	0
Nov 15	NE	W	1/1	8	6	2	0.0	0.0	1	19	0	0	0	0
Nov 22	at Bal	W	1/1	6	3	3	0.0	0.0	0	0	0	0	0	0
Nov 29	at Hou	W	1/1	10	2	8	0.0	0.0	1	0	0	0	0	0
Dec 6	Ten	W	1/1	5	4	1	0.0	0.0	0	0	0	0	0	0
Dec 13	Den	W	1/1	6	6	0	0.0	0.0	0	0	0	0	0	0
Dec 17	at Jax	W	1/1	5	5	0	0.0	0.0	0	0	1	0	0	0
Dec 27	NYJ	L	1/1	7	2	5	0.0	0.0	0	0	0	0	0	0
Jan 3	at Buf	L	1/1	2	0	2	0.0	0.0	0	0	0	0	0	0
<b>TOTALS</b>			<b>16/16</b>	<b>120</b>	<b>74</b>	<b>46</b>	<b>0.0</b>	<b>0.0</b>	<b>4</b>	<b>19</b>	<b>4</b>	<b>4</b>	<b>1</b>	<b>0</b>

### 2009 Postseason (Indianapolis)

Date	Opp	W/L	P/S	Tot	Sol	Ast	Sk	Yds	Int	Yds	PD	FF	FR	Yds
Jan 16	Bal	W	1/1	3	2	1	0.0	0.0	1	0	2	0	0	0
Jan 24	NYJ	W	1/1	5	5	0	0.0	0.0	0	0	0	0	0	0
Feb 7	NO	L	1/1	4	4	0	0.0	0.0	0	0	0	0	0	0
<b>TOTALS</b>			<b>3/3</b>	<b>12</b>	<b>11</b>	<b>1</b>	<b>0.0</b>	<b>0.0</b>	<b>1</b>	<b>0</b>	<b>2</b>	<b>0</b>	<b>0</b>	<b>0</b>

# SAN FRANCISCO 49ERS

## BETHEA'S GAME-BY-GAME

### 2010 (Indianapolis)

Date	Opp	W/L	P/S	Tot	Sol	Ast	Sk	Yds	Int	Yds	PD	FF	FR	Yds
Sep 12	at Hou	L	1/1	13	8	5	0.0	0.0	0	0	1	0	0	0
Sep 19	NYG	W	1/1	6	5	1	0.0	0.0	0	0	1	0	0	0
Sep 26	at Den	W	1/1	7	7	0	0.0	0.0	0	0	1	0	0	0
Oct 3	at Jax	L	1/1	3	1	2	0.0	0.0	0	0	0	0	0	0
Oct 10	KC	W	1/1	7	7	0	0.0	0.0	0	0	0	1	0	0
Oct 17	at Was	W	1/1	7	3	4	0.0	0.0	0	0	0	0	0	0
Nov 1	Hou	W	1/1	4	3	1	0.0	0.0	0	0	0	0	0	0
Nov 7	at Phi	L	1/1	7	5	2	0.0	0.0	0	0	0	0	0	0
Nov 14	Cin	W	1/1	3	2	1	0.0	0.0	0	0	0	0	0	0
Nov 21	at NE	L	1/1	8	5	3	0.0	0.0	0	0	0	0	0	0
Nov 28	SD	L	1/1	6	4	2	0.5	1.0	0	0	0	0	0	0
Dec 5	Dal	L	1/1	15	11	4	0.0	0.0	0	0	0	0	0	0
Dec 9	at Ten	W	1/1	3	1	2	0.0	0.0	0	0	0	0	0	0
Dec 19	Jax	W	1/1	5	4	1	0.0	0.0	1	31	2	0	0	0
Dec 26	at Oak	W	1/1	8	7	1	0.0	0.0	0	0	0	0	0	0
Jan 2	Ten	W	1/1	4	4	0	0.0	0.0	0	0	1	0	0	0
<b>TOTALS</b>			<b>16/16</b>	<b>106</b>	<b>77</b>	<b>29</b>	<b>0.5</b>	<b>1.0</b>	<b>1</b>	<b>31</b>	<b>5</b>	<b>1</b>	<b>0</b>	<b>0</b>

### 2010 Postseason (Indianapolis)

Date	Opp	W/L	P/S	Tot	Sol	Ast	Sk	Yds	Int	Yds	PD	FF	FR	Yds
Jan 8	NYJ	L	1/1	7	7	0	0.0	0.0	0	0	0	1	0	0
<b>TOTALS</b>			<b>1/1</b>	<b>7</b>	<b>7</b>	<b>0</b>	<b>0.0</b>	<b>0.0</b>	<b>0</b>	<b>0</b>	<b>0</b>	<b>1</b>	<b>0</b>	<b>0</b>

### 2011 (Indianapolis)

Date	Opp	W/L	P/S	Tot	Sol	Ast	Sk	Yds	Int	Yds	PD	FF	FR	Yds
Sep 11	at Hou	L	1/1	6	5	1	0.0	0.0	0	0	0	0	0	0
Sep 18	Cle	L	1/1	8	3	5	0.0	0.0	0	0	1	0	1	0
Sep 25	Pit	L	1/1	5	2	3	0.0	0.0	0	0	1	0	0	0
Oct 3	at TB	L	1/1	8	7	1	0.0	0.0	0	0	1	0	0	0
Oct 9	KC	L	1/1	12	6	6	0.0	0.0	0	0	0	0	0	0
Oct 16	at Cin	L	1/1	8	4	4	0.0	0.0	0	0	0	0	0	0
Oct 23	at NO	L	1/1	11	7	4	0.0	0.0	0	0	1	0	0	0
Oct 30	at Ten	L	1/1	6	4	2	0.0	0.0	0	0	1	0	0	0
Nov 6	Atl	L	1/1	11	8	3	0.0	0.0	0	0	1	0	0	0
Nov 13	Jax	L	1/1	9	1	8	0.0	0.0	0	0	0	0	0	0
Nov 27	Car	L	1/1	9	6	3	0.0	0.0	0	0	0	0	0	0
Dec 4	at NE	L	1/1	9	4	5	0.0	0.0	0	0	0	0	0	0
Dec 11	at Bal	L	1/1	11	5	6	0.0	0.0	0	0	1	1	0	0
Dec 18	Ten	W	1/1	7	2	5	0.0	0.0	0	0	0	0	0	0
Dec 22	Hou	W	1/1	9	8	1	0.0	0.0	0	0	0	1	0	0
Jan 1	at Jax	L	1/1	10	8	2	0.0	0.0	0	0	0	0	0	0
<b>TOTALS</b>			<b>16/16</b>	<b>139</b>	<b>80</b>	<b>59</b>	<b>0.0</b>	<b>0.0</b>	<b>0</b>	<b>0</b>	<b>7</b>	<b>2</b>	<b>1</b>	<b>0</b>

### 2012 (Indianapolis)

Date	Opp	W/L	P/S	Tot	Sol	Ast	Sk	Yds	Int	Yds	PD	FF	FR	Yds
Sep 9	at Chi	L	1/1	12	8	4	0.0	0.0	0	0	2	0	0	0
Sep 16	Min	W	1/1	4	0	4	0.0	0.0	0	0	1	0	0	0
Sep 23	Jax	L	1/1	2	1	1	0.0	0.0	0	0	1	0	0	0
Oct 7	GB	W	1/1	7	4	3	0.0	0.0	0	0	0	0	0	0
Oct 14	at NYJ	L	1/1	6	6	0	0.0	0.0	0	0	0	0	0	0
Oct 21	Cle	W	1/1	6	6	0	0.0	0.0	0	0	1	0	0	0
Oct 28	at Ten	W	1/1	11	7	4	0.0	0.0	0	0	0	0	0	0
Nov 4	Mia	W	1/1	6	3	3	0.0	0.0	0	0	0	0	0	0
Nov 8	at Jax	W	1/1	11	8	3	1.0	1.0	0	0	0	0	0	0
Nov 18	at NE	L	1/1	9	6	3	0.0	0.0	0	0	0	0	0	0
Dec 25	Buf	W	1/1	6	4	2	0.0	0.0	0	0	0	0	0	0
Dec 2	at Det	W	1/1	7	5	2	0.0	0.0	0	0	2	0	0	0
Dec 9	Ten	W	1/1	7	5	2	0.0	0.0	0	0	0	0	0	0
Dec 16	at Hou	L	1/1	5	3	2	1.0	7.0	0	0	0	0	0	0
Dec 23	at KC	W	1/1	5	3	2	0.0	0.0	0	0	0	0	0	0
Dec 30	Hou	W	1/1	10	5	5	0.0	0.0	0	0	0	0	0	0
<b>TOTALS</b>			<b>16/16</b>	<b>114</b>	<b>74</b>	<b>40</b>	<b>2.0</b>	<b>8.0</b>	<b>0</b>	<b>0</b>	<b>7</b>	<b>0</b>	<b>0</b>	<b>0</b>

### 2012 Postseason (Indianapolis)

Date	Opp	W/L	P/S	Tot	Sol	Ast	Sk	Yds	Int	Yds	PD	FF	FR	Yds
Jan 6	at Bal	L	1/1	10	6	4	0.0	0.0	0	0	0	0	0	0
<b>TOTALS</b>			<b>1/1</b>	<b>10</b>	<b>6</b>	<b>4</b>	<b>0.0</b>	<b>0.0</b>	<b>0</b>	<b>0</b>	<b>0</b>	<b>0</b>	<b>0</b>	<b>0</b>

### 2013 (Indianapolis)


Date	Opp	W/L	P/S	Tot	Sol	Ast	Sk	Yds	Int	Yds	PD	FF	FR	Yds
Sep 8	Oak	L	1/1	11	6	5	0.0	0.0	1	2	1	0	0	0
Sep 15	Mia	L	1/1	8	5	3	0.0	0.0	0	0	1	0	0	0
Sep 22	at SF	L	1/1	6	6	0	0.0	0.0	0	0	0	0	0	0
Sep 29	at Jax	W	1/1	5	4	1	0.0	0.0	0	0	0	0	0	0
Oct 6	Sea	L	1/1	10	7	3	0.0	0.0	0	0	0	0	0	0
Oct 14	at SD	W	1/1	8	7	1	0.0	0.0	0	0	0	0	0	0
Oct 20	Den	W	1/1	9	6	3	0.0	0.0	0	0	0	0	1	0
Nov 3	at Hou	L	1/1	8	7	1	0.0	0.0	0	0	0	0	0	0
Nov 10	StL	W	1/1	5	3	2	0.0	0.0	0	0	0	0	0	0
Nov 14	at Ten	L	1/1	4	4	0	0.0	0.0	0	0	0	0	0	0
Nov 24	at Arz	W	1/1	8	4	4	0.0	0.0	0	0	2	0	0	0
Dec 1	Ten	L	1/1	7	6	1	0.0	0.0	0	0	1	0	0	0
Dec 8	at Cin	L	1/1	17	10	7	0.0	0.0	0	0	0	0	0	0
Dec 15	Hou	L	1/1	8	7	1	1.0	12.0	0	0	0	0	0	0
Dec 22	at KC	L	1/1	6	4	2	0.0	0.0	0	0	0	0	0	0
Dec 29	Jax	W	1/1	1	0	1	0.0	0.0	1	46	1	0	0	0
<b>TOTALS</b>			<b>16/16</b>	<b>121</b>	<b>86</b>	<b>35</b>	<b>1.0</b>	<b>12.0</b>	<b>2</b>	<b>48</b>	<b>6</b>	<b>0</b>	<b>1</b>	<b>0</b>

### 2013 Postseason (Indianapolis)

Date	Opp	W/L	P/S	Tot	Sol	Ast	Sk	Yds	Int	Yds	PD	FF	FR	Yds
Jan 4	KC	W	1/1	11	7	4	0.0	0.0	0	0	1	0	0	0
Jan 11	at NE	L	1/1	9	5	4	0.0	0.0	0	0	1	0	0	0
<b>TOTALS</b>			<b>2/2</b>	<b>20</b>	<b>12</b>	<b>8</b>	<b>0.0</b>	<b>0.0</b>	<b>0</b>	<b>0</b>	<b>2</b>	<b>0</b>	<b>0</b>	<b>0</b>

### 2014 (San Francisco)

Date	Opp	W/L	P/S	Tot	Sol	Ast	Sk	Yds	Int	Yds	PD	FF	FR	Yds
Sep 7	at Dal	W	1/1	7	5	2	0.0	0.0	0	0	1	0	0	0
Sep 14	Chi	L	1/1	8	4	4	0.0	0.0	0	0	1	0	0	0
Sep 21	at Arz	L	1/1	5	1	4	0.0	0.0	0	0	0	0	0	0
Sep 28	Phi	W	1/1	12	10	2	0.0	0.0	1	0	1	1	0	0
Oct 5	KC	W	1/1	8	6	2	0.0	0.0	0	0	0	0	0	0
Oct 13	at StL	W	1/1	7	6	1	1.0	5.0	0	0	0	0	0	0
Oct 19	at Den	L	1/1	5	5	0	0.0	0.0	0	0	0	0	0	0
Nov 2	StL	L	1/1	10	6	4	0.0	0.0	1	0	2	0	0	0
Nov 9	at NO	W	1/1	8	6	2	0.0	0.0	1	22	1	0	0	0
Nov 16	at NYG	W	1/1	5	3	2	0.0	0.0	0	0	2	0	0	0
Nov 23	Was	W	1/1	9	6	3	0.0	0.0	0	0	0	0	0	0
Nov 27	Sea	L	1/1	5	4	1	0.0	0.0	0	0	0	0	0	0
Dec 7	at Oak	L	1/1	9	6	3	0.0	0.0	0	0	0	0	0	0
Dec 14	at Sea	L	1/1	6	5	1	0.0	0.0	0	0	0	0	0	0
Dec 20	SD	L	1/1	9	7	2	0.0	0.0	1	49t	2	0	0	0
Dec 28	Arz	W	1/1	8	5	3	0.0	0.0	0	0	0	0	0	0
<b>TOTALS</b>			<b>16/16</b>	<b>121</b>	<b>85</b>	<b>36</b>	<b>1.0</b>	<b>5.0</b>	<b>4</b>	<b>71</b>	<b>10</b>	<b>1</b>	<b>0</b>	<b>0</b>



# ANQUAN BOLDIN

81

HT	WT	COLLEGE	WR
6-1	220	FLORIDA STATE	
BORN 10.3.80 // PAHOKEE, FL // PAHOKEE HS, PAHOKEE, FL 13TH YEAR // ACQUIRED TR IN '13 - BAL			

## AWARDS & HONORS

**2003:** NFL Offensive Rookie of the Year, NFC Pro Bowl

**2006:** NFC Pro Bowl

**2008:** NFC Pro Bowl

**2010:** AFC Offensive Player of the Week (Week 3)

**2013:** Bill Walsh Award, NFC Offensive Player of the Week (Week 1)

**2014:** Blue Collar Player of the Year - Offense



## 2015 HIGHLIGHTS

- Registered his first TD of 2015 and 71st of his career at Pit. (9/20), as he found the end zone on a 14-yd. pass from QB Colin Kaepernick. He finished the game with 6 receipts. for 60 yds. and 1 TD.
- Registered 8 receipts. for 107 yds. and 1 TD at NYG (10/11). It marked his 37th career game with 100-or-more rec. yds. and first since 11/23/14 vs. Was. (137 yds.).
- Recorded 5 receipts. for 102 yds. vs. Bal. (10/18), including a 51-yd. recept. in the 4th quarter that helped set up the game-winning TD. Boldin has now registered 100-or-more rec. yds. in consecutive games [107 yds. at NYG (10/11)] for the first time since 2009, when he registered consecutive 100-yd. games vs. Sea. 11/15/09 and at StL 11/22/09, as a member of the Arizona Cardinals.
- Registered 5 receipts. for 93 yds. at Sea. (11/22), giving him 12,871 for his career and moving him past former WR Irving Fryar (12,785) for the 18th most in NFL history.
- Notched 5 receipts. for 37 yds. at Chi. (12/6) to become the 18th player in NFL history to record 13,000-or-more rec. yds. in their career.
- Registered 2 receipts. for 22 yds. at Cle. (12/13), and became the first player in NFL history to record 50-or-more receipts. and 600-or-more rec. yds. in each of his first 13 seasons.
- Notched 8 receipts. for 74 yds. and 1 TD vs. Cin. (12/20), marking his 3rd TD of the season and 73rd of his career.
- With 5 receipts. at Det. (12/27), became the 13th player in NFL history to record 1,000-or-more receipts. for their career. Boldin achieved the milestone in his 185th career game, becoming the 5th-fastest player to reach the mark.

## FASTEST TO 1,000 CAREER RECEPTIONS, NFL HISTORY

Rank	Player	Games
1.	Marvin Harrison, Ind.	164
2.	Andre Johnson, Hou.	165
3.	Jerry Rice, SF	181
4.	Larry Fitzgerald, Arz.	182
5.	Anquan Boldin, Arz./Bal./SF	185

## BOLDIN'S GOLDEN NUGGETS

- In 2014, he and his wife, Dionne, announced a \$1 million endowment to the Q81 Foundation for continued distribution of college scholarships. Additionally in 2014, The NFLPA awarded Boldin and his foundation \$100,000 for winning the prestigious Byron "Whizzer" White Award.
- Was named one of three finalists for the Walter Payton NFL Man of the Year Award in 2014. In 2015, he was a finalist for the ESPN Sports Humanitarian of the Year Award.
- Established the Anquan Boldin Foundation (Q81 Foundation) in 2004, which is dedicated to expanding the educational and life opportunities of underprivileged children. In April of 2015, he hosted the 11th Annual Q-Festival with proceeds benefiting his foundation.
- Joined Jerry Rice as the 2nd WR in NFL history to record 600-or-more yards receiving in each of his first 12 seasons.
- Set the 49ers franchise record with 168 receptions in his first 2 seasons with the team.

## BOLDIN'S GAME-BY-GAME

2015 Date	Opp	W/L	P/S	Rec	Yds	Avg	Lg	TD
Sep 14	Min	W	1/1	4	36	9.0	15	0
Sep 20	at Pit	L	1/1	6	60	10.0	14	1
Sep 27	at Arz	L	1/1	2	16	8.0	14	0
Oct 4	GB	L	1/1	3	12	4.0	8	0
Oct 11	at NYG	L	1/1	8	107	13.4	37	1
Oct 18	Bal	W	1/1	5	102	20.4	51	0
Oct 22	Sea	L	1/0	3	39	13.0	27	0
Nov 1	at StL	L	-	INACTIVE (Hamstring)				-
Nov 8	Atl	W	-	INACTIVE (Hamstring)				-
Nov 22	at Sea	L	1/1	5	93	18.6	28	0
Nov 29	Arz	L	1/1	8	93	11.6	18	0
Dec 6	at Chi	W	1/1	5	37	7.4	11	0
Dec 13	at Cle	L	1/1	2	22	11.0	14	0
Dec 20	Cin	L	1/1	8	74	9.3	29	1
Dec 27	at Det	L	1/1	5	27	5.4	9	0
Jan 3	StL							
TOTALS			13/12	64	718	11.2	51	3



## CAREER HIGHLIGHTS

- Boldin ranks 12th in NFL history with 1,004 career receipts. and 17th with 13,124 rec. yds.

MOST RECEPTIONS IN NFL HISTORY		MOST RECEIVING YARDS IN NFL HISTORY	
Player	Receipts.	Player	Yards
10. Jason Witten	1,014	15. Larry Fitzgerald	13,311
11. Larry Fitzgerald	1,012	16. Andre Reed	13,198
<b>12. Anquan Boldin</b>	<b>1,004</b>	<b>17. Anquan Boldin</b>	<b>13,124</b>
13. Hines Ward	1,000	18. Steve Largent	13,089
14. Randy Moss	982	19. Irving Fryar	12,785

- With 5 receipts. at Det. (12/27/15), became the 13th player in NFL history to record 1,000-or-more receipts. for their career. Boldin achieved the milestone in his 185th career game, becoming the 5th-fastest player to reach the mark.

### ANQUAN BOLDIN'S MILESTONE RECEPTIONS

**Boldin** reached 400, 500 and 600 receptions faster than anyone else in NFL history. He also was the 3rd fastest to reach 700 receptions (WR Marvin Harrison - 114 games; WR Andre Johnson - 120 games), 4th fastest to 800 receptions (Harrison - 131 games; Johnson - 137; WR Torry Holt - 142 games), the 3rd fastest to 900 receptions (Harrison - 149 games; Johnson - 150) and fifth fastest to 1,000 receptions (Harrison - 167; Johnson - 168; WR Jerry Rice - 181; WR Larry Fitzgerald - 182).

Milestone	Games	Date	NFL Rank
400 Receptions	67	vs. Atl. (12/23/07)	1st
500 Receptions	80	vs. Min. (12/14/08)	1st
600 Receptions	98	vs. Cle. (9/26/10)	1st
700 Receptions	123	at Cle. (12/4/11)	3rd
800 Receptions	146	vs. Arz. (10/13/13)	4th
900 Receptions	164	vs. StL (11/2/14)	3rd
1,000 Receptions	185	at Det. (12/27/15)	5th

- In 2015, Boldin became the first player in NFL history to register 600-or-more rec. yds. in each of his first 13 seasons. He is one of six players in NFL history to register 13 seasons with 600-or-more rec. yds. and is also one of three players to reach that mark in 13 straight seasons.

### 600+ REC. YDS. IN 13 CONSECUTIVE SEASONS, NFL HISTORY

Player	Years	Seasons
Tony Gonzalez	1998-2013	16
Terrell Owens	1997-2010	14
<b>Anquan Boldin</b>	<b>2003-15</b>	<b>13</b>

- In 2014, became the only player in NFL history to start his career with 12 consecutive seasons (2003-14) with at least 50 receipts. In 2015, he extended his streak of seasons with at least 50 receipts. to 13 when he reached the mark in Week 14 at Cle. (12/13/15). His 13 seasons with at least 50 receipts. is the 2nd-longest streak in NFL history [TE Tony Gonzalez - 16 seasons (1998-2013)].

- Has registered 38, 100-yd. receiving games in his career, ranking 7th among all active wide receivers.
- Set the 49ers franchise record for most rec. yds. on opening day with 208 yds. vs. GB (9/8). The previous mark of 169 rec. yds. was held by WR Jerry Rice vs. LA (9/5/94).
- Became the only player in 49ers history to register 1,000-or-more rec. yds. in each of his first two seasons with the team.
- In his first two seasons with the 49ers, registered 168 receipts. and 2,241 rec. yds. His 168 receipts. ranks 1st in franchise history for most receipts. in their first two seasons with team, while his 2,241 rec. yds. ranks 2nd.

MOST RECEPTS. IN FIRST TWO SEASONS WITH 49ERS		MOST REC. YDS. IN FIRST TWO SEASONS WITH 49ERS	
Player	Receipts.	Player	Yards
<b>1. Anquan Boldin</b>	<b>168</b>	1. Jerry Rice	2,497
2. Jerry Rice	135	<b>2. Anquan Boldin</b>	<b>2,241</b>
3. Earl Cooper	134	3. Dave Parks	2,047
4. Charlie Garner	124	4. Gene Washington	1,811
5. Roger Craig	119	5. Terrell Owens	1,456

- There have been only three 10-or-more receipt., 200-or-more rec. yd. performances on Kickoff Weekend in NFL history and Boldin has two of them. In his NFL debut with the Cardinals, Boldin had 10 receipts. for 217 yds. and 2 TDs at Det. (9/7/03), and in his first game with the 49ers he registered 13 receipts. for 208 yds. vs. GB (9/8). The only other player with such a game on Kickoff Weekend is former Dallas WR Frank Clarke, who had 10 receipts. for 241 yds. and 3 TDs on 9/16/62.
- In his first home game as a member of the Baltimore Ravens, registered 8 receipts. for 142 yds. and 3 TDs vs. Cle. (9/26/10). Boldin joined Pro Football Hall-of-Famer James Lofton (1978) and Terrell Owens (2004) as the only players in NFL history with 3 TD receipts. in the first home game of a season with a new team.
- Earned AFC Offensive Player of the Week honors following his performance vs. Cle. (9/26/10). It marked his first AFC Player of the Week Award and became the first Baltimore wide receiver to win Offensive Player of the Week since Qadry Ismail in 1999 (Week 14).
- Is the Ravens all-time playoff leader in receipts. (38) rec. yds. (616) and TD receipts. (6).
- Finished his Cardinals career as the franchise's all-time receipts. leader (586, since broken by WR Larry Fitzgerald). Also ranks 4th in rec. yds. (7,520) and 5th in rec. TDs (44).
- In 2003, set NFL rookie records for the most pass receipts. (101) and most rec. yds. in the first game of a career (217) en route to Offensive Rookie of the Year honors.
- Despite missing two games in the middle of the 2005 season, caught 102 passes, breaking his previous personal best and franchise record of 101 (2003).

## GOLDMINE

- Boldin established the Anquan Boldin Foundation (Q81 Foundations) in 2004, which is dedicated to expanding the educational and life opportunities of underprivileged children. Core services of the foundation support after-school programs, full-time scholarships with the support of the University of Phoenix, and dental care and food programs. "For me it was something that I always wanted to do," said Boldin. "Even if I didn't make it into the NFL, giving back is something that is close to my heart." More information on the Anquan Boldin Foundation is available at [www.Q81.org](http://www.Q81.org).
- Over the course of 11 years of hard work and an increase in partnerships and resources, the Q81 Foundation has showcased charitable activities in Phoenix, Baltimore, South Florida and the San Francisco Bay Area. Education is the main focus. The Foundation conducts an annual, eight-week, Q81 Summer Enrichment Program in partnership with Florida Crystals. It also serves the community by awarding great scholastic and community achievement in youth, distributing over 10 four-year college scholarships to date.
- In April of 2015, Boldin hosted the 11th Annual Q-Festival with proceeds benefiting his foundation. The weekend-long event took place at the world-renowned PGA National Resort & Spa located in Palm Beach Gardens, FL. This year's activities included a golf tournament, a celebrity basketball game at his alma mater, Pahokee High School, and a "Fun Day in the Park." "Q-Fest is more than just a fun time for me; it is also dear to my heart, because I always wanted to give back to my community that was kind to me when growing up," said Boldin.
- He was named one of three finalists for the Walter Payton NFL Man of the Year Award in 2014. The Walter Payton NFL Man of the Year Award is the only league award that recognizes a player's off-the-field community service as well as his playing excellence. He was the 49ers Walter Payton Man of the Year in 2014, the Baltimore Ravens Walter Payton Man of the Year in 2010 and 2012, as well as the Arizona Cardinals Walter Payton Man of the Year in 2004.



- In November of 2014, Boldin and his wife, Dionne, announced a \$1 million endowment to the Q81 Foundation for continued distribution of college scholarships.
- The Foundation conducts annual Thanksgiving and Holiday Shopping sprees as well as collaborative efforts in supporting football camps, tournaments, and the annual Q-Festival Weekend held in South Florida each April.
- The NFL Players Association awarded Boldin \$100,000 to the Anquan Boldin Foundation for winning the prestigious Byron "Whizzer" White Award, the highest honor given to a player by the NFL-PA. The award honors the player who serves his team, community and country in the spirit of Byron Raymond "Whizzer" White.
- In March of 2013, Boldin went on a trip to Senegal with Arizona Cardinals WR Larry Fitzgerald to try to help understand and change the mining policies that stripped the natives of their land and left them with nothing. "We wanted to go over there, see the entire process, see how things are run and just come back to the U.S. and advocate for the people who really don't have a voice. We have a trip scheduled to Washington D.C. so that we can actually talk to congress and try to get the policies changed."
- Boldin was inducted into the Palm Beach County Sports Hall of Fame on March 25, 2012, and was honored as a 2012 Distinguished Alumni by the Education Foundation of Palm Beach County, Inc. Another special honor that Boldin has earned in his hometown of Pahokee, FL, is the name of Pahokee High School's football stadium, Anquan Boldin Stadium.



- In April of 2012, Boldin made a mission trip to Ethiopia along with Arizona Cardinals WR Larry Fitzgerald to bring attention to the horrible drought in East Africa. "One of the villages that we went to had a canal around their crops and they had a huge problem with hippos," he said. "So they needed some kind of protection to keep the hippos out. We went there, bought fences, and built fences around the crops so that the hippos couldn't damage the crops anymore." He also helped build retaining walls in one village so that when it did eventually rain, the villagers could catch the water and grow vegetation.
- After the destruction of Hurricane Katrina in 2005, Boldin, along with several teammates, visited displaced hurricane refugees in Phoenix, AZ. He served food and drinks to the Louisiana residents, while donating money to the Hurricane Relief Disaster Fund.

# SAN FRANCISCO 49ERS

## BOLDIN'S CAREER STATISTICS

YEAR	TEAM	GP	GS	RECEIVING					RUSHING				
				NO	YDS	AVG	LG	TD	ATT	YDS	AVG	LG	TD
2003	ARZ	16	16	101	1,377	13.6	71t	8	5	40	8.0	23	0
2004	ARZ	10	9	56	623	11.1	31t	1	1	3	3.0	3	0
2005	ARZ	14	14	102	1,402	13.7	54t	7	12	45	3.8	11	0
2006	ARZ	16	16	83	1,203	14.5	64	4	5	28	5.6	18	0
2007	ARZ	12	11	71	853	12.0	44t	9	1	14	14.0	14	0
2008	ARZ	12	11	89	1,038	11.7	79t	11	9	67	7.4	30	0
2009	ARZ	15	15	84	1,024	12.2	44	4	3	12	4.0	5t	1
2010	BAL	16	16	64	837	13.1	61	7	2	2	1.0	3	0
2011	BAL	14	14	57	887	15.6	56	3	0	0	—	—	0
2012	BAL	15	15	65	921	14.2	43	4	1	3	3.0	3	0
2013	SF	16	16	85	1,179	13.9	63	7	2	11	5.5	11	0
2014	SF	16	16	83	1,062	12.8	76t	5	1	4	4.0	4	0
2015	SF	13	12	64	718	11.2	51	3	0	0	0	—	0
<b>TOTALS</b>		<b>185</b>	<b>181</b>	<b>1,004</b>	<b>13,124</b>	<b>13.1</b>	<b>79t</b>	<b>73</b>	<b>42</b>	<b>229</b>	<b>5.5</b>	<b>30</b>	<b>1</b>

### PLAYOFFS

YEAR	TEAM	GP	GS	RECEIVING					RUSHING				
				NO	YDS	AVG	LG	TD	ATT	YDS	AVG	LG	TD
2008	ARZ	3	3	14	190	13.6	71t	1	0	0	—	—	0
2009	ARZ	—	—	—	INACTIVE (Ankle/Knee)					—	—	—	—
2010	BAL	2	2	6	62	10.3	27	1	0	0	—	—	0
2011	BAL	2	2	10	174	17.4	37	1	0	0	—	—	0
2012	BAL	4	4	22	380	17.3	50	4	0	0	—	—	0
2013	SF	3	3	16	227	14.2	45	1	0	0	—	—	0
<b>TOTALS</b>		<b>14</b>	<b>14</b>	<b>68</b>	<b>1,033</b>	<b>15.2</b>	<b>71t</b>	<b>8</b>	<b>0</b>	<b>0</b>	<b>—</b>	<b>—</b>	<b>0</b>

### Additional Statistics:

**Punt Returns – 20:** 2003 (20)

**Punt Return Yards – 130:** 2003 (130)

**Fumbles – Lost – 18–13:** 3–3 in 2003, 1–1 in 2004, 2–1 in 2005, 1–0 in 2006, 2–1 in 2007, 4–3 in 2008, 3–2 in 2009, 1–1 in 2010; 1–1 in 2015

**Passing – 4–1–(–6)–1–0 TDs:** 2003 (1–0–0–1–0 TDs); 2005 (1–0–0–0–0 TDs); 2010 (1–1–(–6)–0–0 TDs); 2014 (1–0–0–0–0); Postseason – 2013 (1–0–0–0–0 TDs)

### Milestones:

**NFL Debut:** at Det. (9/7/03); **First Start:** at Det. (9/7/03); **150th Start:** vs. Sea. (12/8/13); **First Reception:** at Det. (9/7/03 – 20–yd. pass from QB Jeff Blake);

**1,000th Reception:** at Det. (12/27/15 – 5–yd. pass from QB Blaine Gabbert); **First TD Reception:** at Det. (9/7/03 – 7–yd. pass from QB Jeff Blake); **100–yd.**

**Games:** 38, Last vs. Bal. (10/18/15 – 102 yds.); **200–yd. Games:** 2, Last vs. GB (9/8/13 – 208 yds.); **1,000–yd. Seasons:** 7, Last in 2014 (1,062)

## BOLDIN'S CAREER HIGHS

**Receptions:** Regular Season – 14 at Bal. (9/23/07);

Postseason – 8 (2 times) Last at Car. (1/12/14)

**Receiving Yards:** Regular Season – 217 at Det. (9/7/03); Postseason –

145 vs. Ind. (1/6/13)

**Long Reception:** 79t vs. Mia. (9/14/08); Postseason – 71t vs. Atl. (1/3/09)

**TD Receptions:** Regular Season – 3 (2 times) Last vs. Cle. (9/26/10);

Postseason – 2 (3 times) Last at GB (1/9/05)

**Rushes:** 2 at NE (1/20/13)

**Rushing Yards:** 30 at Car. (10/26/08)

**Long Rush:** 30 at Car. (10/26/08)

## BOLDIN'S TRANSACTIONS

Originally selected in the 2nd round (54th overall) by Arz. in the 2003 NFL Draft...Signed a six–year contract extension with Arz. on 7/31/05...Traded to Bal. on 3/5/10 and signed a four–year contract extension with the Ravens...Traded to SF on 3/12/13...Re–signed with SF on a two–year contract on 3/3/14.



## 2014 (SAN FRANCISCO)

- Registered game highs in receipts. (7) and rec. yds. (94) and caught 1 TD at StL (10/13). He has recorded a TD in five straight games on ESPN's *Monday Night Football*. His 10 career TDs on *Monday Night Football* are t-1st among active players (TE Jimmy Graham).
- Recorded 6 receipts. for 93 yds. and 1 TD vs. StL (11/2), giving him 902 career receipts., becoming the 3rd fastest player in NFL history to reach 900 receipts. (164 games).
- Notched 9 receipts. for a season-high 137 yds. and 1 TD vs. Was. (11/23). On the 49ers game-winning TD drive in the 4th qtr., he registered 3 receipts. for 49 yds., helping set up the 4-yd. TD run by RB Carlos Hyde.
- Caught a 76-yd. TD pass from QB Colin Kaepernick vs. Arz. (12/28). It marked the 2nd longest receipt. of his career [9/14/08 vs. Mia. (79-yd. TD)].

## 2013 (SAN FRANCISCO)

- Hauled in 13 receipts. for 208 yds. and 1 TD vs. GB (9/8). The 208 yds. are the 2nd most in a single game in his career and his 13 receipts. are t-2nd most in a single game.
- Set the 49ers franchise record for most rec. yds. on opening day with 208 yds. vs. GB (9/8). The previous mark of 169 yds. was held by WR Jerry Rice vs. LA (9/5/94).
- There have been only three 10-or-more receipts., 200-or-more rec. yds. performances on Kickoff Weekend in NFL history and Boldin has two of them. In his NFL debut with the Cardinals, Boldin had 10 receipts. for 217 yds. and 2 TDs at Det. (9/7/03), and in his first game with the 49ers he registered 13 receipts. for 208 yds. vs. GB (9/8). The only other player with such a game on Kickoff Weekend is Dallas WR Frank Clarke, who had 10 receipts. for 241 yds. and 3 TDs on 9/16/62.
- Notched his 800th career receipt. on a 7-yd. pass by QB Colin Kaepernick vs. Arz. (10/13), becoming the 4th fastest in NFL history to accomplish that milestone, doing so in 146 games (WR Marvin Harrison - 131 games; WR Andre Johnson - 137 games; WR Torrey Holt - 142 games).
- Hauled in 6 receipts. for a game-high 93 yds. vs. Sea. (12/8), becoming the 30th player in NFL history to surpass 11,000 career rec. yds. (11,080). He finished the game with 11,080 career rec. yds., surpassing WR Chad Johnson (11,059).
- In his first game at Arz. since leaving the Cardinals in 2010, Boldin tallied 6 receipts. for 106 yds. and 1 TD in the 1st qtr. at Arz. (12/29), marking just the third time in his career that he notched 100-or-more yds. in a qtr. [134 at Det. (9/7/03 - 3rd qtr.); 117 vs. Arz. (10/30/11 - 3rd qtr.)]. His 6 receipts. in the 1st qtr. tied his career high for most receipts. in any qtr. [6 receipts. at NYJ (9/28/08 - 4th qtr.); 6 receipts. vs. StL (12/27/09 - 2nd qtr.); 6 receipts. vs. Cle. (9/27/12 - 3rd qtr.)]. Boldin's 63-yd. receipt. against the Cardinals was his longest since 9/14/08 (79t vs. Mia.). He finished the day with 9 receipts. for 149 yds. and 1 TD.
- Boldin tied his single-game postseason career high with 8 receipts. for 136 yds. at Car. (1/12/14 - NFC-D) marking his 4th career 100-yd. game in the postseason.

## 2012 (BALTIMORE)

- Started 15 games and led the Ravens with 65 receipts. for 921 yds. and 4 TDs. He became the 4th player in NFL history to post at least 50 catches in the first 10 seasons of a career, and he surpassed 10,000 career rec. yds. (10,165).
- Netted 3 receipts. for 78 yds. and 2 TDs (his 11th-career multi-TD game), crossing the 10,000 career receiving yds. plateau, at Was. (12/9).
- Recorded his 50th catch of the season at SD (11/25), with 2 receipts. for 42 yds., making him the 4th player in NFL history to post at least 50 catches in the first 10 seasons of a career.
- Hauled in 5 catches for a postseason franchise record 145 rec. yds. and a TD vs. Ind. (1/6/13 - AFC-W). Boldin's 145 rec. yds. are the most in a second half of an NFL playoff game since WR Jerry Rice posted 157 in Super Bowl XXIII (1/22/89).
- Led the team with 6 receipts. for 71 yds. at Den. (1/12/13 - AFC-D). With his performance at Den., Boldin became the Ravens all-time playoff leader in rec. yds. (452).
- Led the team with 6 receipts. for 104 yds. and 1 TD vs. SF (2/3/13 - SB XLVII).
- Led the team with a postseason career-high 22 receipts. for 380 yds. and 4 TDs. Boldin became the Ravens all-time playoff leader in receipts. (38), rec. yds. (616) and TD receipts. (6).

## 2011 (BALTIMORE)

- Recorded the 700th receipt. of his career in a 24-10 victory at Cle. (12/4). Boldin reached the milestone in his 123rd game (3rd fastest all time: WR Marvin Harrison - 114 and WR Andre Johnson - 120).
- Led the team with 7 receipts. for a season-high 145 yds. (32nd-career 100-yd. rec. game) in a 30-27 victory vs. Arz. (10/30). Produced 5 catches for 117 yds. in the second half, sparking a Ravens franchise-record 21-point comeback.
- Started both playoff games and led the Ravens with 10 receipts. for 174 yds. and 1 TD.
- Led the team with 6 receipts. for 101 yds. (2nd 100-yd. rec. game in Ravens postseason history) at NE (1/22/12 - AFC-C).

## 2010 (BALTIMORE)

- Became the fastest player in NFL history to record 600 career receipts. (98 games), while leading the team with 8 receipts. for 142 yds. and 3 TDs vs. Cle. (9/26). He earned AFC Offensive Player of the Week honors for his performance.
- Led the team with 6 receipts. for 92 yds. and a TD vs. Buf. (10/24) and became the 5th fastest player in NFL history to reach 8,000 rec. yds. (102 games).

## 2009 (ARIZONA)

- Surpassed Larry Centers (535) to become Arizona's career receipts. leader with 586.
- Eclipsed 7,000 career rec. yds. in his 88th career game, tying WR Isaac Bruce as the 5th fastest receiver in NFL history to reach 7,000 yds.
- Recorded 3 receipts. for 38 yds. in the season finale vs. GB (1/3/10) and became the first player in Cardinals franchise history to record five 1,000-yd. rec. seasons.
- Totaled 8 receipts. for 105 yds. vs. Sea. (11/15) to reach 7,005 rec. yds. in his 88th career game, tying WR Isaac Bruce as the 5th fastest receiver in NFL history to reach 7,000 yds.



## 2008 (ARIZONA)

- Earned Pro Bowl honors after finishing 2nd on the team with 89 recpts. for 1,038 yds. and a career-high 11 TDs, including a career-long 79-yd. TD recpt.
- He became the fastest player in NFL history to record 500 career recpts., doing so in 80 career games.
- Pulled in 10 recpts. for 119 yds. and a TD at NYJ (9/28). With the 100-yd. performance, Boldin passed WR Jackie Smith as the Cardinals franchise leader with 23 career 100-yd. rec. games.
- In his first career playoff game, he recorded the longest pass play in Cardinals franchise postseason history by going 71 yds. for a TD in the 2nd qtr. vs. Atl. (1/3/09 - NFC-W).

## 2007 (ARIZONA)

- Registered 71 recpts. for 853 yds. and 9 TDs and became the fastest player in NFL history to reach 400 career recpts. (67 games). Tied WR Torry Holt as the fastest player to reach 5,000 career rec. yds. (63 games).
- Registered a career-high 14 recpts. for 181 yds. and 2 TDs at Bal. (9/23). Boldin's 14 recpts. were the 2nd highest single-game total in the NFL in 2007.
- Pulled in 4 recpts. for 71 yds., including a 44-yd. TD at Cin. (11/18) and tied Torry Holt as the 5th fastest receiver in NFL history to reach 5,000 rec. yds. with his performance against the Bengals.
- Led the team with 13 recpts. for 162 yds. and 2 TDs vs. Atl. (12/23), becoming the fastest player to reach 400 career recpts. in NFL history.

## 2006 (ARIZONA)

- Earned his 2nd Pro Bowl nod after he led the team with 83 recpts. for 1,203 yds. and 4 TDs.
- Pulled in 4 recpts. for 59 yds., including his 300th-career recpt., becoming the fastest receiver in NFL history to reach the career milestone (47 games) at Oak. (10/22).
- Recorded 12 recpts. for a game-high 136 yds. and a TD in his first *Monday Night Football* appearance vs. Chi. (10/16).

## 2005 (ARIZONA)

- Finished 2nd on the team with a career-high 102 recpts. (Larry Fitzgerald - 103 recpts.) for 1,402 yds. (13.7 avg.) and 7 TDs.
- Netted 8 catches for 105 yds. (4th 100-yard game of the season) and a TD at Sea. (11/20), becoming at the time the fastest receiver in NFL history to reach 200 recpts.
- Recorded 11 recpts. for 156 yds., including a 54-yd. TD, at SF (12/4).

## 2004 (ARIZONA)

- Finished 2nd on the team with 56 recpts. for 623 yds. (11.1 avg.) and 1 TD, despite missing 6 games with a knee injury suffered in training camp.
- Became the first Cardinals receiver to post a 100-yd. game in 2004 with 9 recpts. for 109 yds. in game 13 vs. SF (12/12).

## 2015 SEASON

## 2003 (ARIZONA)

- Earned his first career Pro Bowl nod as well as NFL Offensive Rookie of the Year honors.
- Led the NFL with 40 third-down receptions and registered 64 first downs to lead all rookies.
- Began his career with a 10-recpt. performance for an NFL rookie-record 217-yd. rec. performance, which was also the most yards by a rookie since 1996 (226; Eddie Kennison, StL) in the season opener at Det. (9/7).
- Pulled in 5 recpts. for 99 yds. vs. GB (9/21), giving him more recpts. (23) and yards (378) in his first 3 games than any other player in NFL history.
- Became the NFL's single-season rookie recpts. leader with 10 catches for 122 yds. at Sea. (12/21). The effort pushed his season total to 96 catches, 6 more than the previous record-holder (90; WR Terry Glenn, NE - 1996).

## COLLEGE

Boldin was an extremely versatile player for Florida State, playing wherever the coaching staff needed him, including quarterback. Despite starting only 23 games, he finished his career with 118 recpts. for 1,790 yds. and 21 TDs. He was the recipient of the conference's Brian Piccolo Award, given to the ACC's most courageous player. As a senior, he led the Seminoles with a career-high 65 recpts. for 1,011 yds. and 13 TDs. Also had 21 carries for 86 yds. and completed 7 of 16 pass atts. for 111 yds. and 1 TD.

## PERSONAL

- A *USA Today* First-Team selection and the Florida Player of the Year as a senior at Pahokee (FL) HS, he was also a First-Team class 3A All-Florida selection and was named Florida's Mr. Football.
- In 2007, Boldin was named the "Utility" player on the Florida High School Athletic Association's All-Century High School Football Team where he set state records with 11,433 total career yds. as prep athlete.
- His younger brother, Demir, played wide receiver for Wake Forest (2004-08) and signed with the Detroit Lions as a rookie free agent in 2009. He's currently an offensive assistant with the 49ers. His older brother, Carl Jr., played D-Line at Morgan State.
- Established the Anquan Boldin Foundation in 2004, which is dedicated to expanding the educational and life opportunities of underprivileged children through after-school programs, full-time scholarships with the support of the University of Phoenix, and dental care and food programs.
- Anquan and his wife, Dionne, have two sons, Anquan Jr. and Ashton.
- Born Anquan Kenmile Boldin (10/3/80) in Pahokee, FL.

## INJURY REPORT

- 2004:** Inactive 6 games [at StL (9/12), vs. NE (9/20), at Atl. (9/26), vs. NO (10/3), at SF (10/10) and vs. Sea. (10/24)] with a knee injury.
- 2005:** Inactive 2 games [vs. Sea. (11/6) and at Det. (11/13)] with a knee injury.
- 2007:** Missed 3 games [vs. Pit. (9/30), at StL (10/7) and vs. Car. (10/14)] with a hip injury. Inactive at Sea. (12/9) with a toe injury.
- 2008:** Inactive 4 games [vs. Buf. (10/5), vs. Dal. (10/12), at NE (12/21) and vs. Sea. (12/28)] with a head injury. Inactive at Car. (1/10/09) with a hamstring injury.
- 2009:** Missed 3 games [at Chi. (11/8), vs. GB (1/10/10) and at NO (1/16/10)] with an ankle/knee injury.
- 2011:** Inactive 2 games [vs. Cle. (12/24) and at Cin. (1/1/12)] with a knee injury.
- 2015:** Inactive at StL (11/1) and vs. Atl. (11/8) with a hamstring injury.

## MEDIA GUIDE

# SAN FRANCISCO 49ERS

## BOLDIN'S GAME-BY-GAME

### 2003 (Arizona)

Date	Opp	W/L	P/S	Rec	Yds	Avg	Lg	TD
Sep 7	at Det	L	1/1	10	217	21.7	71t	2
Sep 14	Sea	L	1/1	8	62	7.8	14	0
Sep 21	GB	W	1/1	5	99	19.8	38	0
Sep 28	at StL	L	1/1	7	87	12.4	31	0
Oct 5	at Dal	L	1/1	3	33	11.0	13	0
Oct 12	Bal	L	1/1	6	95	15.8	31	0
Oct 26	SF	W	1/1	3	29	9.7	19	0
Nov 2	Cin	W	1/1	6	51	8.5	17	1
Nov 9	at Pit	L	1/1	8	118	14.8	40	1
Nov 16	at Cle	L	1/1	4	85	21.3	51	0
Nov 23	StL	L	1/1	6	123	20.5	54t	2
Nov 30	at Chi	L	1/1	4	33	8.3	17	0
Dec 7	at SF	L	1/1	9	123	13.7	35	1
Dec 14	Car	L	1/1	7	73	10.4	24	0
Dec 21	at Sea	L	1/1	10	122	12.2	60t	1
Dec 28	Min	W	1/1	5	27	5.4	8	0
<b>TOTALS</b>			<b>16/16</b>	<b>101</b>	<b>1,377</b>	<b>13.6</b>	<b>71t</b>	<b>8</b>

### 2006 (Arizona)

Date	Opp	W/L	P/S	Rec	Yds	Avg	Lg	TD
Sep 10	SF	W	1/1	4	62	15.5	19	1
Sep 17	at Sea	L	1/1	6	62	10.3	17	0
Sep 24	StL	L	1/1	10	129	12.9	34	0
Oct 1	at Atl	L	1/1	4	42	10.5	16	0
Oct 8	KC	L	1/1	4	71	17.8	49t	1
Oct 16	Chi	L	1/1	12	136	11.3	26	1
Oct 22	at Oak	L	1/1	4	59	14.8	21	0
Oct 29	at GB	L	1/1	4	47	11.8	14	0
Nov 12	Dal	L	1/1	2	53	26.5	43	0
Nov 19	Det	W	1/1	5	87	17.4	44	0
Nov 26	at Min	L	1/1	9	140	15.6	29	1
Dec 3	at StL	W	1/1	2	32	16.0	20	0
Dec 10	Sea	W	1/1	4	47	11.8	20	0
Dec 17	Den	L	1/1	5	60	12.0	21	0
Dec 24	at SF	W	1/1	4	64	16.0	23	0
Dec 31	at SD	L	1/1	4	112	28.0	64	0
<b>TOTALS</b>			<b>16/16</b>	<b>83</b>	<b>1,203</b>	<b>14.5</b>	<b>64</b>	<b>4</b>

### 2004 (Arizona)

Date	Opp	W/L	P/S	Rec	Yds	Avg	Lg	TD
Sep 12	at StL	L	—	—	INACTIVE (Knee)	—	—	—
Sep 20	NE	L	—	—	INACTIVE (Knee)	—	—	—
Sep 26	at Atl	L	—	—	INACTIVE (Knee)	—	—	—
Oct 3	NO	W	—	—	INACTIVE (Knee)	—	—	—
Oct 10	at SF	L	—	—	INACTIVE (Knee)	—	—	—
Oct 24	Sea	W	—	—	INACTIVE (Knee)	—	—	—
Oct 31	at Buf	L	1/0	4	50	12.5	21	0
Nov 7	at Mia	W	1/1	5	37	7.4	13	0
Nov 14	NYG	W	1/1	5	31	6.2	9	0
Nov 21	at Car	L	1/1	6	75	12.5	31	0
Nov 28	NYJ	L	1/1	8	87	10.9	20	0
Dec 5	at Det	L	1/1	5	48	9.6	15	0
Dec 12	SF	L	1/1	9	109	12.1	28	0
Dec 19	StL	W	1/1	4	48	12.0	17	0
Dec 26	at Sea	L	1/1	7	107	15.3	31t	1
Jan 2	TB	W	1/1	3	31	10.3	12	0
<b>TOTALS</b>			<b>10/9</b>	<b>56</b>	<b>623</b>	<b>11.1</b>	<b>31t</b>	<b>1</b>

### 2007 (Arizona)

Date	Opp	W/L	P/S	Rec	Yds	Avg	Lg	TD
Sep 9	at SF	L	1/1	4	22	5.5	7	1
Sep 16	Sea	W	1/1	4	83	20.8	35	0
Sep 23	at Bal	L	1/1	14	181	12.9	37	2
Sep 30	Pit	W	—	—	INACTIVE (Hip)	—	—	—
Oct 7	at StL	W	—	—	INACTIVE (Hip)	—	—	—
Oct 14	Car	L	—	—	INACTIVE (Hip)	—	—	—
Oct 21	at Was	L	1/1	8	29	3.6	10t	2
Nov 4	TB	L	1/1	3	40	13.3	24	0
Nov 11	Det	W	1/1	3	25	8.3	13	0
Nov 18	at Cin	W	1/1	4	71	17.8	44t	1
Nov 25	SF	L	1/1	6	76	12.7	26	0
Dec 2	Cle	W	1/1	2	25	12.5	16	0
Dec 9	at Sea	L	—	—	INACTIVE (Toe)	—	—	—
Dec 16	at NO	L	1/0	6	83	13.8	25	0
Dec 23	Atl	W	1/1	13	162	12.5	31	2
Dec 30	StL	W	1/1	4	56	14.0	20t	1
<b>TOTALS</b>			<b>12/11</b>	<b>71</b>	<b>853</b>	<b>12.0</b>	<b>44t</b>	<b>9</b>

### 2005 (Arizona)

Date	Opp	W/L	P/S	Rec	Yds	Avg	Lg	TD
Sep 11	at NYG	L	1/1	4	62	15.5	24	0
Sep 18	StL	L	1/1	8	119	14.9	27	0
Sep 25	at Sea	L	1/1	6	88	14.7	45	0
Oct 2	SF	W	1/1	8	116	14.5	27t	1
Oct 9	Car	L	1/1	10	162	16.2	46	1
Oct 23	Ten	W	1/1	0	0	—	—	0
Oct 30	at Dal	L	1/1	3	69	23.0	44t	1
Nov 6	Sea	L	—	—	INACTIVE (Knee)	—	—	—
Nov 13	at Det	L	—	—	INACTIVE (Knee)	—	—	—
Nov 20	at Sea	W	1/1	8	105	13.1	34	1
Nov 27	Jax	L	1/1	10	115	11.5	31	0
Dec 4	at SF	W	1/1	11	156	14.2	54t	1
Dec 11	Was	L	1/1	9	114	12.7	30	0
Dec 18	at Hou	L	1/1	8	134	16.8	43	1
Dec 24	Phi	W	1/1	9	81	9.0	20t	1
Dec 31	at Ind	L	1/1	8	81	10.1	18	0
<b>TOTALS</b>			<b>14/14</b>	<b>102</b>	<b>1,402</b>	<b>13.8</b>	<b>54t</b>	<b>7</b>

### 2008 (Arizona)

Date	Opp	W/L	P/S	Rec	Yds	Avg	Lg	TD
Sep 7	at SF	W	1/1	8	82	10.3	18	0
Sep 14	Mia	W	1/1	6	140	23.3	79t	3
Sep 21	at Was	L	1/1	3	25	8.3	14	1
Sep 28	at NYJ	L	1/1	10	119	11.9	26	1
Oct 5	Buf	W	—	—	INACTIVE (Head)	—	—	—
Oct 12	Dal	W	—	—	INACTIVE (Head)	—	—	—
Oct 26	at Car	L	1/1	9	63	7.0	11	2
Nov 2	at StL	W	1/1	6	85	14.2	19	1
Nov 10	SF	W	1/1	7	92	13.1	22	2
Nov 16	at Sea	W	1/1	13	186	14.3	45	0
Nov 23	NYG	L	1/1	11	87	7.9	17	1
Nov 27	at Phi	L	1/0	5	63	12.6	27	0
Dec 7	StL	W	1/1	5	62	12.4	36	0
Dec 14	Min	L	1/1	6	34	5.6	11	0
Dec 21	at NE	L	—	—	INACTIVE (Head)	—	—	—
Dec 28	Sea	W	—	—	INACTIVE (Head)	—	—	—
<b>TOTALS</b>			<b>12/11</b>	<b>89</b>	<b>1,038</b>	<b>11.7</b>	<b>79t</b>	<b>11</b>

### 2008 Postseason (Arizona)

Date	Opp	W/L	P/S	Rec	Yds	Avg	Lg	TD
Jan 3	Atl	W	1/1	2	72	36.0	71t	1
Jan 10	at Car	W	—	—	INACTIVE (Hamstring)	—	—	—
Jan 18	Phi	W	1/1	4	34	8.5	13	0
Feb 2	Pit	L	1/1	8	84	10.5	45	0
<b>TOTALS</b>			<b>3/3</b>	<b>14</b>	<b>190</b>	<b>13.6</b>	<b>71t</b>	<b>1</b>

# SAN FRANCISCO 49ERS

## BOLDIN'S GAME-BY-GAME

### 2009 (Arizona)

Date	Opp	W/L	P/S	Rec	Yds	Avg	Lg	TD
Sep 13	SF	L	1/1	2	19	9.5	14	0
Sep 20	at Jax	W	1/1	8	69	8.6	19	0
Sep 27	Ind	L	1/1	6	83	13.8	18	1
Oct 11	Hou	W	1/1	7	81	11.6	20	0
Oct 18	at Sea	W	1/1	6	54	9.0	18	0
Oct 25	at NYG	W	1/1	3	75	25.0	44	0
Nov 1	Car	L	1/1	3	23	7.7	10	0
Nov 8	at Chi	W	—	INACTIVE (Ankle/Knee)			—	—
Nov 15	Sea	W	1/1	8	105	13.1	37	0
Nov 22	at StL	W	1/1	8	103	10.9	14	1
Nov 29	at Ten	L	1/1	5	53	10.6	24	0
Dec 6	Min	W	1/1	7	98	14.0	39t	2
Dec 14	at SF	L	1/1	5	40	8.0	13	0
Dec 20	at Det	W	1/1	5	67	12.0	19	0
Dec 27	StL	W	1/1	8	116	14.5	23	0
Jan 3	GB	L	1/1	3	38	12.7	17	0
<b>TOTALS</b>			<b>15/15</b>	<b>84</b>	<b>1,024</b>	<b>12.2</b>	<b>44</b>	<b>4</b>

### 2009 Postseason (Arizona)

Date	Opp	W/L	P/S	Rec	Yds	Avg	Lg	TD
Jan 10	GB	W	—	INACTIVE (Ankle/Knee)			—	—
Jan 16	at NO	L	—	INACTIVE (Ankle/Knee)			—	—
<b>TOTALS</b>			<b>—</b>	<b>—</b>	<b>—</b>	<b>—</b>	<b>—</b>	<b>—</b>

### 2010 (Baltimore)

Date	Opp	W/L	P/S	Rec	Yds	Avg	Lg	TD
Sep 7	at NYJ	W	1/1	7	110	15.7	38	0
Sep 19	at Cin	L	1/1	5	35	7.0	13	0
Sep 26	Cle	W	1/1	8	142	17.8	34	3
Oct 3	at Pit	W	1/1	7	68	9.7	18	0
Oct 10	Den	W	1/1	1	8	8.0	8	0
Oct 17	at NE	L	1/1	4	63	15.8	25t	1
Oct 24	Buf	W	1/1	6	92	15.3	34	1
Nov 7	Mia	W	1/1	2	28	14.0	20	0
Nov 11	at Atl	L	1/1	5	50	10.0	16	1
Nov 21	at Car	W	1/1	3	29	9.7	16	0
Nov 28	TB	W	1/1	3	27	9.0	22	0
Dec 5	Pit	L	1/1	5	118	23.6	61	1
Dec 13	at Hou	W	1/1	3	41	13.7	16	0
Dec 19	NO	W	1/1	1	2	2.0	2	0
Dec 26	at Cle	W	1/1	2	15	7.5	9	0
Jan 2	Cin	W	1/1	2	9	4.5	8	0
<b>TOTALS</b>			<b>16/16</b>	<b>64</b>	<b>837</b>	<b>13.1</b>	<b>61</b>	<b>7</b>

### 2010 Postseason (Baltimore)

Date	Opp	W/L	P/S	Rec	Yds	Avg	Lg	TD
Jan 9	at KC	W	1/1	5	64	12.8	27	1
Jan 15	at Pit	L	1/1	1	-2	-2.0	-2	0
<b>TOTALS</b>			<b>2/2</b>	<b>6</b>	<b>62</b>	<b>10.3</b>	<b>27</b>	<b>1</b>

### 2011 (Baltimore)

Date	Opp	W/L	P/S	Rec	Yds	Avg	Lg	TD
Sep 11	Pit	W	1/1	4	74	18.5	27t	1
Sep 18	at Ten	L	1/1	3	46	15.3	20	0
Sep 25	at StL	W	1/1	7	74	10.6	21	0
Oct 2	NYJ	W	1/1	1	28	28.0	28	0
Oct 16	Hou	W	1/1	8	132	16.5	56	0
Oct 24	at Jax	L	1/1	4	40	10.0	14	1
Oct 30	Arz	W	1/1	7	145	20.7	37	0
Nov 6	at Pit	W	1/1	7	88	12.6	21	0
Nov 13	at Sea	L	1/1	2	22	11.0	17	0
Nov 20	Cin	W	1/1	1	35	35.0	35t	1
Nov 24	SF	W	1/1	4	63	15.8	22	0
Dec 4	at Cle	W	1/1	2	32	16.0	16	0
Dec 11	Ind	W	1/1	5	57	11.4	26	0
Dec 18	at SD	L	1/1	2	51	25.5	33	0
Dec 24	Cle	W	—	—	INACTIVE (Knee)			—
Jan 1	at Cin	W	—	—	INACTIVE (Knee)			—
<b>TOTALS</b>			<b>14/14</b>	<b>57</b>	<b>887</b>	<b>15.6</b>	<b>56</b>	<b>3</b>

### 2011 Postseason (Baltimore)

Date	Opp	W/L	P/S	Rec	Yds	Avg	Lg	TD
Jan 15	Hou	W	1/1	4	73	18.3	28	1
Jan 22	at NE	L	1/1	6	101	16.8	37	0
<b>TOTALS</b>			<b>2/2</b>	<b>10</b>	<b>174</b>	<b>17.4</b>	<b>37</b>	<b>1</b>

### 2012 (Baltimore)

Date	Opp	W/L	P/S	Rec	Yds	Avg	Lg	TD
Sep 10	Cin	W	1/1	4	63	15.8	34t	1
Sep 16	at Phi	L	1/1	2	7	3.5	7	0
Sep 23	NE	W	1/1	4	48	12.0	24	0
Sep 27	Cle	W	1/1	9	131	14.6	28	0
Oct 7	at KC	W	1/1	4	82	20.5	43	0
Oct 14	Dal	W	1/1	5	98	19.6	31	0
Oct 21	at Hou	L	1/1	3	24	8.0	10	0
Nov 4	at Cle	W	1/1	5	57	11.4	21	0
Nov 11	Oak	W	1/1	4	38	9.5	19	0
Nov 18	at Pit	W	1/1	8	79	9.9	23	0
Nov 25	at SD	W	1/1	2	42	21.0	23	0
Dec 2	Pit	L	1/1	5	81	16.2	31	1
Dec 9	at Was	L	1/1	3	78	26.0	31t	2
Dec 16	Den	L	1/1	0	0	—	—	0
Dec 23	NYG	W	1/1	7	93	13.3	39	0
Dec 30	at Cin	L	—	—	INACTIVE			—
<b>TOTALS</b>			<b>15/15</b>	<b>65</b>	<b>921</b>	<b>14.2</b>	<b>43</b>	<b>4</b>

### 2012 Postseason (Baltimore)

Date	Opp	W/L	P/S	Rec	Yds	Avg	Lg	TD
Jan 6	Ind	W	1/1	5	145	29.0	50	1
Jan 12	at Den	W	1/1	6	71	11.8	19	0
Jan 20	at NE	W	1/1	5	60	12.0	26	2
Feb 3	at SF	W	1/1	6	104	17.3	30	1
<b>TOTALS</b>			<b>4/4</b>	<b>22</b>	<b>380</b>	<b>17.3</b>	<b>50</b>	<b>4</b>

# SAN FRANCISCO 49ERS

## BOLDIN'S GAME-BY-GAME

### 2013 (San Francisco)

Date	Opp	W/L	P/S	Rec	Yds	Avg	Lg	TD
Sep 8	GB	W	1/1	13	208	16.0	43	1
Sep 15	at Sea	L	1/1	1	7	7.0	7	0
Sep 22	Ind	L	1/1	5	67	13.4	24	0
Sep 26	at StL	W	1/1	5	90	18.0	42	1
Oct 6	Hou	W	1/1	2	21	10.5	12	0
Oct 13	Arz	W	1/1	3	28	9.3	15	0
Oct 20	at Ten	W	1/1	5	74	14.8	25	0
Oct 27	at Jax	W	1/1	4	56	14.0	21	0
Nov 10	Car	L	1/1	3	23	7.7	9	0
Nov 17	at NO	L	1/1	6	56	9.3	14	1
Nov 25	at Was	W	1/1	5	94	18.8	32	2
Dec 1	StL	W	1/1	9	98	10.9	21	0
Dec 8	Sea	W	1/1	6	93	15.5	27	0
Dec 15	at TB	W	1/1	3	43	14.3	25	0
Dec 23	Atl	W	1/1	6	72	12.0	22	1
Dec 29	at Arz	W	1/1	9	149	16.6	63	1
<b>TOTALS</b>			<b>16/16</b>	<b>85</b>	<b>1,179</b>	<b>13.9</b>	<b>63</b>	<b>7</b>

### 2014 (San Francisco)

Date	Opp	W/L	P/S	Rec	Yds	Avg	Lg	TD
Sep 7	at Dal	W	1/1	8	99	12.4	37	0
Sep 14	Chi	L	1/1	2	34	17.0	21	0
Sep 21	at Arz	L	1/1	6	36	6.0	7	0
Sep 28	Phi	W	1/1	5	62	12.4	23	0
Oct 5	KC	W	1/1	4	72	18.0	27	0
Oct 13	at StL	W	1/1	7	94	13.4	28	1
Oct 19	at Den	L	1/1	7	50	7.1	18	0
Nov 2	StL	L	1/1	6	93	15.5	27	1
Nov 9	at NO	W	1/1	6	95	15.8	25	1
Nov 16	at NYG	W	1/1	5	53	10.6	16	0
Nov 23	Was	W	1/1	9	137	15.2	30t	1
Nov 27	Sea	L	1/1	3	18	6.0	10	0
Dec 7	at Oak	L	1/1	4	54	13.5	20	0
Dec 14	at Sea	L	1/1	2	23	11.5	15	0
Dec 20	SD	L	1/1	7	61	8.7	20	0
Dec 28	Arz	W	1/1	2	81	40.5	76t	1
<b>TOTALS</b>			<b>16/16</b>	<b>83</b>	<b>1062</b>	<b>12.8</b>	<b>76t</b>	<b>5</b>

### 2013 Postseason (San Francisco)

Date	Opp	W/L	P/S	Rec	Yds	Avg	Lg	TD
Jan 5	at GB	W	1/1	3	38	12.7	17	0
Jan 12	at Car	W	1/1	8	136	17.0	45	0
Jan 19	at Sea	L	1/1	5	53	10.6	26t	1
<b>TOTALS</b>			<b>3/3</b>	<b>16</b>	<b>227</b>	<b>14.2</b>	<b>45</b>	<b>1</b>





# ALEX BOONE

75

HT	WT	COLLEGE	G/T
6-8	300	OHIO STATE	G/T
BORN 5.4.87 // CLEVELAND, OH // ST. EDWARD HS, CLEVELAND, OH 6TH YEAR // ACQUIRED FA IN '09			

## AWARDS & HONORS

- 2011:** Madden Most Valuable Protectors Award (Week 5)
- 2012:** 2012 Madden Most Valuable Protectors of the Year Award, Madden Most Valuable Protectors Award (Week 5), Madden Most Valuable Protectors Award (Week 7), Madden Most Valuable Protectors Award (Week 12)
- 2013:** Bobb McKittrick Award

## 2015 HIGHLIGHTS

- Part of an offensive line group that helped the team rush for 230 total yds. vs. Min (9/14), the most in franchise history during a season opening game. The O-Line helped pave the way for RB Carlos Hyde as he rushed for a NFL Week 1-high of 168 yds. and 2 TDs.
- The 49ers offensive line did not allow a sack on 25 atts. by QB Blaine Gabbert vs. Atl. (11/8), and helped pave the way for 133 yds. rushing. It marked the first time the 49ers did not allow a sack in a game since 10/13/14 at StL (36 atts.).

## GOLDMINE

- The one person Boone always admired and wanted to be like was his grandfather. "My grandfather raised my brother and I with good morals and good values," said Boone. "He was always there for us." Alex saw him as a smart person who everyone looked up to. A very religious man, the two of them prayed together regularly and attended church every Sunday. His grandfather passed away when he was young, which left a void in his life. "It crushed me. I never really had to be by myself." Boone vividly remembers the moment he heard the news. "I remember I was eating pizza and I was 13 years old." Talking to his grandmother about him has been a breath of fresh air, reassuring Boone that his grandfather will always be with him. "He was a funny guy who loved to laugh. He was a real jokester. I try to be like him every day."
- Boone remains very active in the Bay Area community. In late November of 2013, Boone participated in the 7th Annual tree lighting ceremony in San Francisco.

## BOONE'S GOLDEN NUGGETS

- A rhinoceros at the San Francisco Zoo was named after him, Boone.
- Earned the Bobb McKittrick Award in 2013, awarded to the offensive lineman who best displays the qualities of the former 49ers offensive line coach.

## GOLDMINE (CONTINUED)

- For fans traveling to the San Francisco Zoo, they can keep an eye out for the zoo's endangered black rhinoceros named Boone, whom the zoo chose to name after the 49ers guard. In January of 2013, the San Francisco Zoo invited Alex to be the zookeeper for a day, where he fed giraffes, polar bears and other animals, learned the tools of the trade and met the black rhino who now shares his name. The black rhinos are the most aggressive species of rhinoceros. Black rhinos are known for their power in plowing through and running over things, which matches Boone's playing style on the gridiron. "We're very similar. It's very fitting. I'm very humbled and very honored to have a rhino named after me," Boone said. "I got to feed him, got to pet him, a very soft face, the horn, unbelievable to touch that. It's an honor and a blessing to have such a beautiful animal named after me." This also earned Boone the nickname "The Rhino."
- In the offseason following his rookie season, Boone returned home to Lakewood, OH, where he began working out with former NFL O-Lineman LeCharles Bentley. With Bentley's help and guidance, Alex returned for training in the best shape of his life. He dropped 40 pounds of fat before putting 25 pounds of muscle back on. "LeCharles helped me realize what it takes to be successful in the NFL," Boone said. "He has helped me with my footwork, my initial burst and my quickness. I know I'll be ready for whatever the coaches throw at me this season."



## BOONE'S CAREER STATISTICS

**GAMES/STARTS – 77/59;** 2010 (1/0); 2011 (16/0); 2012 (16/16); 2013 (16/16); 2014 (15/14); 2015 (13/13).  
**POSTSEASON GAMES/STARTS – 8/6;** 2011 (2/0); 2012 (3/3); 2013 (3/3)

### Milestones:

**NFL Debut:** vs. Arz. (1/2/11); **First Start:** at GB (9/9/12)

## BOONE'S TRANSACTIONS

Originally signed as an undrafted free agent by SF on 4/30/09...Waived by SF on 9/3/09...Signed to the practice squad by SF on 9/6/09...Signed by SF to a Re-serve/Future contract on 1/6/10...Signed a four-year contract extension through 2015 on 12/8/11...Placed on the Injured Reserve List on 12/26/14...Placed on the Injured Reserve List on 12/26/15.

## 2014

- Helped pave the way for the 49ers offense to rush for a season-high 218 yds. on 42 atts. (5.2 avg.) vs. Phi. (9/28). Also helped the 49ers offense hold the ball for 42:17, which was the highest time of possession for the team since 11/20/11 vs. Arz. (44:16).
- Part of an offensive line that held the Rams pass rush without a sack at StL (10/13), leading to QB Colin Kaepernick passing for a season-high 343 yds.
- Part of an O-Line that led the way for the team to rush for a franchise record 355 yds. vs. SD (12/20). The 355 rushing yds. are the most by any team in the NFL since 11/4/07 (Min. - 378 yds. rushing vs. SD).

## 2013

- Was part of an offensive line that helped amass the 2nd most total net yds. on opening day in 49ers franchise history with 494 yds. (404 passing yds. and 90 rushing yds.) vs. GB (9/8).
- Helped pave the way for 219 yds. rushing at StL (9/26). It marked the first time the 49ers had three different RBs score a rushing TD in the same game since 12/2/01 vs. Buf. (Garrison Hearst, Fred Beasley and Paul Smith).
- The offensive line did not allow a sack on 17 total atts. by QB Colin Kaepernick and QB Colt McCoy at Jax. (10/27). The last time the 49ers did not allow a sack was 11/25/12 at NO. The 49ers also rushed for 221 yds. and 4 TDs on 38 carries at Jax., the most rushing yds. in a game by the team during the 2013 season. The 4 rushing TDs tied for the most by any team in a game in the NFL in 2013.
- Provided great running lanes for the offense to gain 199 rushing yds. on 30 atts. vs. Atl. (12/23). The 6.6 yds. per carry avg. was the team's highest in any game during the 2013 season. It also marked just the second time in the season that the team had three players rush for over 50 yds. (Gore - 97; Kaepernick - 51; Hunter - 51).

## 2012

- Boone and the 49ers O-Line won the 2012 Madden Most Valuable Protectors of the Year Award, recognizing the best O-Line in the NFL.
- The 49ers were one of just three teams to have the same five starting offensive linemen for every game during the season (Was. & NYJ).
- Made first career NFL start at GB (9/9), lining up at RG.
- Part of offensive line that helped RB Frank Gore rush for 112 yds. at GB (9/9), becoming the first RB since Garrison Hearst to rush for 100 yds. on opening day. The team rushed for 186 yds. on the day with a 5.8 avg.
- Paved the way as the team rushed for 245 yds. on 44 carries as nine different players carried the ball at NYJ (9/30).
- Helped the 49ers offense set a team record with 621 total yds. (311 rushing, 310 passing) vs. Buf. (10/7), surpassing the 49ers previous franchise record of 598 vs. Buf. (9/13/92). San Francisco became the first team in NFL history to post 300+ yds. rushing and passing in the same game. For the first time in 49ers history since 11/19/61 vs. Chi., San Francisco posted a 300-yd. passer (QB Alex Smith 303 yds.), two 100 yd.-receivers (WR Michael Crabtree - 113 yds.; TE Vernon Davis - 106 yds.) and a 100-yd. rusher (RB Frank Gore - 106 yds.) in the same game. The offensive line did not allow a sack the entire game and was awarded the Madden Most Valuable Protectors Award for Week 5.
- Aided the 49ers offense as the team rushed for 175 yds. on 32 carries (5.5 avg.) vs. Sea. (10/18). Helped RB Frank Gore record his 32nd career 100-yd. game with 131 yds. on 16 carries (8.2 avg.).
- Boone and the 49ers offensive line did not allow a sack on 25 pass attempts by QB Colin Kaepernick at NO (11/25). The performance earned the O-Line the Madden Most Valuable Protectors Award for Week 12.
- Part of the offensive line vs. GB (1/12/13 - NFC-D) that helped the 49ers become the first team in NFL history to have two 100-yd. rushers [QB Colin Kaepernick (181 yds. rushing), RB Frank Gore (119 yds. rushing)] and one 100-yd. receiver [WR Michael Crabtree (119 yds. receiving)] in a playoff game in NFL history.
- Against the Packers, San Francisco amassed 579 total yds. of offense (323 rushing and 256 passing), setting a new single-game postseason franchise record. The previous record was 537 yds. (211 rushing and 326 passing) vs. Mia. in Super Bowl XIX. The 49ers rushed for 323 yds. on the night, setting the franchise single-game postseason rushing record. The previous rushing record was also set in Super Bowl XIX (211 yds.).
- Boone and the 49ers offense became the first team in Super Bowl history to have a 300-yd. passer, a 100-yd. rusher and two 100-yd. receivers in a single game. QB Colin Kaepernick threw for 302 yds., RB Frank Gore added 110 yds. rushing, WR Michael Crabtree tallied 109 rec. yds. and TE Vernon Davis recorded 104 rec. yds. vs. Bal. (2/3/13 - SB XLVII).

## 2011

- Entered each game in short-yardage situations and contributed on special teams.
- Boone and the offensive line were awarded the Madden Most Valuable Protectors Award for Week 5. They helped the 49ers offense rush for 213 yds. on the ground while not allowing a sack vs. TB (10/9), marking the first time since 12/14/06 at Sea. that the team rushed for over 200 yds. and did not allow a sack.
- Supported the 49ers offense in rushing for 203 yds. at Det. (10/16), marking the first time the team had rushed for over 200 yds. in back-to-back games (10/9 vs. TB, 213 yds.) since 12/6/98 at Car. (236 yds.) and 12/14/98 vs. Det. (328 yds.).
- Contributed on the offensive line vs. Arz. (11/20). Helped the 49ers offense hold the ball for 44:16 while not allowing a sack, marking the highest time of possession for the team since 11/3/02 at Oak. (44:33 - 49ers W, 23-20).
- Replaced Joe Staley at LT after he was sidelined with a head injury at Arz. (12/11).
- Boone and the offensive line prevented QB Alex Smith from getting sacked in a 20-3 win on MNF vs. Pit. (12/19).

## 2010

- Was inactive Weeks 1-16.
- Made his NFL debut vs. Arz. (1/2/11), entering the game at LT in the second half.

## 2009

- Spent the entire season on the 49ers practice squad.

## COLLEGE

A two-time All-Big Ten selection during his 4-year career at Ohio St., played in 46 games (35 starts). Started 22 games at LT for the Buckeyes, earning All-America honors as a senior.

## PERSONAL

- A two-time All-Ohio selection, Boone was a 3-year starter at St. Edward (Cleveland, OH) HS.
- Born Alex Boone (5/4/87) in Lakewood, OH.
- Married to Dana. The couple has one son, Jonathan, and a daughter, Karmyn.
- Majored in history.

## INJURY REPORT

**2014:** Placed on the Injured Reserve List on 12/26 with a knee injury.

**2015:** Inactive vs. Cin. (12/20) with a knee injury. Placed on the Injured Reserve List on 12/26 with a knee injury.



# NAVORRO BOWMAN

53

HT	WT	COLLEGE	
6-0	242	PENN STATE	LB
BORN 5.28.88 // FORESTVILLE, MD // SUITLAND HS, FORESTVILLE, MD 6TH YEAR // ACQUIRED D-3 IN '10			

## AWARDS & HONORS

- 2011:** AP First-Team All-Pro, All-Pro Team by *Sports Illustrated's* Peter King, Defensive Player of the Year & All-Pro Team by *Dallas Morning News'* Rick Gosselin, USA Football All-Fundamentals Team
- 2012:** AP First-Team All-Pro, NFC Pro Bowl
- 2013:** AP First-Team All-Pro, Pro Bowl, Len Eshmont Award, NFC Defensive Player of the Month (December), Midseason All-Pro by ESPN's John Clayton
- 2015:** Pro Bowl



## CAREER HIGHLIGHTS

- Late in the 4th qtr. vs. Atl. (12/23/13), Bowman intercepted Falcons QB Matt Ryan and returned it 89 yds. for a TD to seal the victory in the final regular season game at Candlestick Park. It marked the longest INT return by a LB in franchise history.

### LONGEST INT RETURN BY A LINEBACKER IN FRANCHISE HISTORY

Player	Date	Opp.	Yds.
1. NaVorro Bowman	12/23/13	Atl.	89t
2. Patrick Willis	9/14/08	Sea.	86t
3. John Johnson	9/6/92	NYG	56t
4. Lee Woodall	12/15/97	Den.	55
5. Ahmad Brooks	11/25/12	NO	50t

- Named NFC Defensive Player of the Month in December of 2013. During that stretch, Bowman registered 56 tackles, 3.0 sacks, 2 INTs, one of which was returned 89 yds. for a TD, 2 FFs and 1 FR. No other player accomplished the feat in the entire 2013 season.

## 2015 HIGHLIGHTS

- Registered 8 tackles and 1.0 sack vs. Min. (9/14), giving him 10.0 sacks for his career.
- Recorded 7 tackles, 1.0 sack and 1 PD vs. Atl. (11/2), taking QB Matt Ryan down for a 9-yd. loss.
- Registered a career-high 13 solo tackles at Chi. (12/6).
- Recorded 12 tackles and a half sack at Det. (12/27), giving him 2.5

## BOWMAN'S GOLDEN NUGGETS

- Participates in charitable events that support his hometown, the Bay Area, and also sponsors events for the Bayview Hunters Point YMCA.
- Recently established the "4th and Goal Foundation," which aims to impact the lives of children throughout the San Francisco Bay Area.
- In 2013, traveled to Africa to participate in the Pros for Africa program, which partners with the Starkey Hearing Foundation to provide more than 4,100 customized hearing devices for those in need.
- Is a three-time First-Team All-Pro and two-time NFC Pro-Bowl selection who led the 49ers defense in tackles in 2011, 2012 and 2013.

## BOWMAN'S GAME-BY-GAME

### 2015


Date	Opp	W/L	P/S	Tot	Sol	Ast	Sk	Yds	Int	Yds	PD	FF	FR	Yds
Sep 14	Min	W	1/1	8	8	0	1.0	6.0	0	0	0	0	0	0
Sep 20	at Pit	L	1/1	3	3	0	0.0	0.0	0	0	0	0	0	0
Sep 27	at Arz	L	1/1	8	6	2	0.0	0.0	0	0	0	0	0	0
Oct 4	GB	L	1/1	12	9	3	0.0	0.0	0	0	0	0	0	0
Oct 11	at NYG	L	1/1	15	11	4	0.0	0.0	0	0	0	0	0	0
Oct 18	Bal	W	1/1	13	11	2	0.0	0.0	0	0	0	0	0	0
Oct 22	Sea	L	1/1	9	7	2	0.0	0.0	0	0	0	0	0	0
Nov 1	at StL	L	1/1	10	8	2	0.0	0.0	0	0	0	0	0	0
Nov 8	Atl	W	1/1	7	6	1	1.0	9.0	0	0	1	0	0	0
Nov 22	at Sea	L	1/1	7	6	1	0.0	0.0	0	0	0	0	0	0
Nov 29	Arz	L	1/1	7	6	1	0.0	0.0	0	0	1	0	0	0
Dec 6	at Chi	W	1/1	13	13	0	0.0	0.0	0	0	0	0	0	0
Dec 13	at Cle	L	1/1	7	6	1	0.0	0.0	0	0	0	0	0	0
Dec 20	Cin	L	1/1	10	9	1	0.0	0.0	0	0	0	0	0	0
Dec 27	at Det	L	1/1	12	11	1	0.5	3.5	0	0	0	0	0	0
Jan 3	StL													
<b>TOTALS</b>				<b>15/15</b>	<b>141</b>	<b>120</b>	<b>21</b>	<b>2.5</b>	<b>18.5</b>	<b>0</b>	<b>0</b>	<b>2</b>	<b>0</b>	<b>0</b>



sacks on the season and 11.5 sacks for his career.

## GOLDMINE

- Established the "4th & Goal Foundation," which aims to impact the lives of children through the San Francisco Bay Area. Bowman's goal for his foundation is to build play zones around the Bay Area that will provide state-of-the-art playgrounds to low-income elementary schools so that their students will have a safe outdoor environment to increase social, emotional and cognitive skills as well as a space for increased physical activity. The first play zone will be installed in the summer of 2016 and the hope is to impact the lives of 10,000 children by the end of 2017.
- Bowman hosted his 2nd Annual NaVorro Bowman Football Camp, a free youth camp for local children in his home community of Forestville, MD in June of 2015. He partnered with the District Height Boys and Girls Club, a group in which Bowman was a member while growing up.
- Bowman and other NFL Players joined the Wounded Warriors Amputee Softball Team (WWAST) for a game of softball at Bowie Baysox Stadium in Maryland to raise funds for Veterans Amputee Charities. This marked the third year of the event, but the first time NFL players participated. Bowman and teammate DT Darnell Dockett served as team captains for the game that ended in a 14-14 tie.
- In June of 2015, Bowman hosted the inaugural "Celebrity Steak-Out", raising money for underprivileged youth in the community. "I wasn't too privileged growing up," Bowman said. "I had to scratch and claw and find things to do as a child. And me being where I am today, I'm able to provide something, especially for kids who don't have as much as the next kid. So I really want to provide inner-city, low-income students in the Bay Area with a safe place to play."
- Bowman works with the Bayview Hunters Point YMCA and recently received an award for his efforts in the program. He has participated in numerous events, including a night of bowling to benefit children, and a toy drive during the holiday season.



- In 2013, Bowman traveled to Africa to participate in the Pros for Africa program, which partners with the Starkey Hearing Foundation to provide more than 4,100 customized hearing devices for those in need. NaVorro and other NFL players helped fit patients with hearing aids. "By giving hearing aids, we have blessed these people and put smiles on their faces. We were able to give them a whole new life."



- Bowman was born and raised just outside of Washington D.C. in a high-crime area. It was a tough environment to avoid, but sports became his outlet from the streets and drugs. "My parents had been with me since day one. Also, having a support system like my high school coach. He really let me know early on that I had something special and I shouldn't mess it up."
- Two important and influential people in Bowman's life abruptly passed away. His father passed away from a blood clot that reached his heart, while his high school coach died in a car accident before Penn State's bowl game in 2009. "Dealing with as much adversity as I have in a short period of time has made me the man I am today. It's made me stay on track and strive to do those things that will possibly help me be successful, not just on the football field, but off the field also."
- He earned his degree in criminal law and justice and one day would like to use that to help out his hometown. With all of the violence and drugs in District Heights, MD, he believes being from the area will help others listen to him. "That's one of the reasons I got in that field - to open doors and possibly be able to get into a young child's head from my neighborhood."

# SAN FRANCISCO 49ERS

## BOWMAN'S CAREER STATISTICS

YEAR	TEAM	GP	GS	TACKLES					INT	INTERCEPTIONS				FUMBLES		
				TOT	SOL	AST	SACKS	YDS		YDS	LG	TD	PD	FF	FR	YDS
2010	SF	16	1	35	22	13	0.0	0.0	0	0	–	0	0	0	0	0
2011	SF	16	16	173	81	92	2.0	11.0	0	0	–	0	8	0	3	0
2012	SF	16	16	183	93	90	2.0	9.0	1	11	11	0	6	1	0	0
2013	SF	16	16	192	118	74	5.0	45.0	2	93	89t	1	9	4	2	0
2014	SF	–	–	–	INJURED RESERVE (Knee)				–	–	–	–	–	–	–	–
2015	SF	15	15	141	120	21	2.5	18.5	0	0	–	0	2	0	0	0
TOTALS		79	64	724	434	290	11.5	83.5	3	104	89t	1	25	5	5	0

### PLAYOFFS

YEAR	TEAM	GP	GS	TACKLES					INT	INTERCEPTIONS				FUMBLES		
				TOT	SOL	AST	SACKS	YDS		YDS	LG	TD	PD	FF	FR	YDS
2011	SF	2	2	27	13	14	0.5	3.5	0	0	—	0	0	0	0	0
2012	SF	3	3	30	16	14	0.0	0.0	0	0	—	0	3	0	0	0
2013	SF	3	3	40	20	20	2.0	19.0	0	0	—	0	0	2	0	0
TOTALS		8	8	97	49	48	2.5	22.5	0	0	—	0	3	2	0	0

### Additional Statistics:

**Special Teams Tackles:** Regular Season — 43: 2010 (26), 2011 (9), 2012 (6); 2013 (2); Postseason — 1: 2011 (1)

### Milestones:

**NFL Debut:** vs. Sea. (9/12/10); **First Career Start:** vs. Arz. (1/2/11); **First FR:** at Phi. (10/2/11 — RB Ronnie Brown); **First FF:** at NE (12/16/12 — RB Shane Vereen); **First Sack:** at Sea. (12/24/11 — QB Tarvaris Jackson); **First INT:** at GB (9/9/12 — QB Aaron Rodgers); **First INT Return for a TD:** vs. Atl. (12/23/13 — QB Matt Ryan — 89 yds.)

## BOWMAN'S CAREER HIGHS

**Total Tackles:** Regular Season — 19 at Sea. (12/23/12); Postseason — 15 at Sea. (1/19/14)

**Solo:** Regular Season — 13 at Chi. (12/6/15); Postseason — 9 at Sea. (1/19/14)

**Assists:** Regular Season — 11 at Det. (10/16/11); Postseason — 7 (3 times) Last at Car. (1/12/14)

**Passes Defensed:** Regular Season — 2 (3 times) Last vs. Ind. (9/22/13); Postseason — 2 vs. GB (1/12/13)

**Fumble Recoveries:** 1 (5 times) Last at Arz. (12/29/13)

**Forced Fumbles:** 1 (5 times) Last at Arz. (12/29/13); Postseason — 1 (2 times) Last at Sea. (1/19/14)

**Sacks:** Regular Season — 2.0 at StL (9/26/13); Postseason — 1.0 (2 times) Last at Sea. (1/19/14)

**Interceptions:** 1 (3 times) Last at Arz. (12/29/13)

**Interception Yards:** 89 vs. Atl. (12/23/13)

**Long Interception Return:** 89t vs. Atl. (12/23/13)

**Interception Returns For TD:** 1 vs. Atl. (12/23/13)

## BOWMAN'S TRANSACTIONS

Originally a 3rd-round (91st overall) draft choice by SF in 2010...Signed a five-year contract extension through 2018 on 11/27/12...Placed on the Reserve/Physically Unable To Perform List on 8/25/14...Activated from the Reserve/PUP List on 12/9/14...Placed on the Injured Reserve List on 12/13/14.

## 2014

- Was placed on the Reserve/Physically Unable to Perform List on 8/25 where he spent the entire season before being placed on the Injured Reserve List on 12/13.

## 2013

- Bowman notched his second career FF, vs. GB (9/8), stripping the ball from Packers RB Eddie Lacy. The loose ball was recovered by CB Tarell Brown. The takeaway led to a 10-yd. TD pass from QB Colin Kaepernick to WR Anquan Boldin.
- Bowman recorded 9 tackles, 2.0 sacks, 1 FF and 1 PD at StL (9/26), marking the first multi-sack game of his career. Was part of a defense that held the Rams offense to only 18 yds. rushing on 19 carries, the 7th fewest rushing yds. allowed in a single game in franchise history.
- Recovered his first fumble of the season and 4th of his career vs. Arz. (10/13) after LB Corey Lemonier jarred the ball loose from former Cardinals RB Alfonso Smith. The takeaway led to a 44-yd. FG by K Phil Dawson.
- Registered 11 tackles and his 3rd sack of the season, bringing down Rams QB Kellen Clemens vs. StL (12/1). Bowman's 3.0 sacks set a new single-season career high.
- Tallied 13 tackles and 1.0 sack vs. Sea. (12/8), bringing down QB Russell Wilson while simultaneously stripping the ball, giving him 4.0 sacks on the season and 8.0 for his career. It also marked his 3rd FF of the season and fourth of his career.
- Late in the 4th qtr. vs. Atl. (12/23), Bowman intercepted Falcons QB Matt Ryan and returned it 89 yds. for a TD to seal the victory in the final regular season game at Candlestick Park. It marked the longest INT return by a LB in franchise history.
- Bowman picked off QB Carson Palmer at Arz. (12/29), marking his second INT of the season. He notched his 4th FF of the season, stripping the ball from former Cardinals RB Rashard Mendenhall. He also recovered the loose ball, marking his 2nd FR of the season. Bowman was just the 2nd player in the NFL that season to register 1 INT, 1 FF and 1 FR in the same game [Ind. LB Jerrell Freeman vs. KC (12/22/13)]. To top off a career game, he notched his 5th sack of the season, bringing down Palmer in the 4th qtr. He became the first 49er since LB John Johnson to record 1.0 sack, 1 FF, 1 FR and 1 INT all in the same game (10/31/93 - vs. LAN).
- In the month of December, Bowman notched 3.0 sacks, 2 INTs, 1 INT returned for a TD, 2 FFs and 1 FR, earning him Defensive Player of the Month honors. No other player in the NFL was able to accomplish that over the course of the entire 2013 season.
- Bowman forced his first career postseason fumble, jarring the ball loose from Packers FB John Kuhn at GB (1/5/14 - NFC-W).
- Recorded his first sack of the postseason as he sacked Panthers QB Cam Newton and also tied his single-game postseason-high with 14 tackles at Car. (1/12/14 - NFC-D).
- Bowman tallied his 2nd sack of the postseason as he brought down QB Russell Wilson at Sea. (1/19/14 - NFC-C). Bowman also registered a new single-game postseason career high with 15 tackles and added 1 FF.

## 2012

- Led the team in total tackles with a then career-high 183 (93 solo, 90 assists).
- Led the team in total tackles in each of the first 4 games of the season with 11 at GB (9/9), 14 vs. Det. (9/16), tied a then career high with 17 at Min. (9/23) and tallied 12 at NYJ (9/30).
- Recorded his first career INT at GB (9/9), picking off QB Aaron Rodgers in the 4th qtr.
- Part of LB corps that only allowed 45 yds. on the ground at GB (9/9). The 45 rush yds. were the fewest on the ground by GB since 9/28/08 (28 yds. at TB).
- Tallied a sack in back-to-back games, bringing down QB Russell Wilson vs. Sea. (10/18) and taking down QB John Skelton at Arz. (10/29).
- Bowman and the 49ers defense held Arz. (10/29) to just 7 yds. rushing, tying the fewest rushing yds. the 49ers have allowed in a single game in franchise history [7 at NO (10/1/72)], and the lowest rushing output allowed in any game during the entire 2012 NFL season.
- Led the 49ers with 15 tackles vs. StL (11/11) and recorded 100 total tackles on the season, reaching the milestone for the second consecutive year.
- Led the team in tackles for 4 consecutive weeks [15 vs. StL (11/11), 15 vs. Chi. (11/19), 12 at NO (11/25), 13 at StL (12/2)].
- At NE (12/16), recorded his first career FF, stripping the ball from Patriots RB Shane Vereen. The loose ball was scooped up by CB Chris Culliver.
- Broke up a key Falcons pass intended for WR Roddy White from QB Matt Ryan on 4th-and-4 at the 49ers 10-yd. line with just 1:13 remaining in the game at Atl. (1/20/13 - NFC-C).

## 2011

- Led the team with 173 tackles. He hit double-figures in tackles 11 times, recovered 3 fumbles and posted 2.0 sacks.
- Registered first career FR in 2nd qtr. at Phi. (10/2) when the 49ers defense was faced with a 3rd down at their own 1-yd. line.
- Tallied a then career-high 17 stops at Det. (10/16), 1 PD and a special teams tackle.
- Registered 9 tackles, 2 PDs and 1 FR at Was. (11/6). Recovered a loose ball in the 4th qtr. after LB Patrick Willis stripped the ball from WR Terrence Austin.
- Tied his then career-high 17 tackles vs. NYG (11/13), which also led the team. Also recorded 1 special teams stop and 1 TFL.
- Picked up his 3rd career FR and first on special teams vs. Arz. (11/20) after LB Tavares Gooden stripped the ball away from Cardinals CB Patrick Peterson on a punt return.
- Posted a team-high 14 tackles on MNF vs. Pit. (12/19).
- Recorded his first career sack at Sea. (12/24), taking down QB Tavaris Jackson for a 4-yd. loss.
- Took down QB Kellen Clemens for a 7-yd. loss in the 4th qtr. when the Rams were threatening to even the score with 2:46 remaining at StL (1/1/12). Bowman notched a sack in back-to-back games (12/24 at Sea.) for the first time in his career. Posted a team-high 11 tackles and posted 1 PD.
- Teamed up with DT Ray McDonald on a QB Eli Manning sack in the 2nd qtr. vs. NYG (1/22/12 - NFC-C), leading to a Giants punt on the ensuing play. Also registered 13 tackles to lead the team.

## 2010

- Ranked 3rd in the NFL with 20 special teams tackles according to NFL Gamebook statistics.
- Saw action at ILB, replacing an injured LB Takeo Spikes (knee concussion) vs. NO (9/20), and posted 6 tackles.
- In his first career start in place of LB Patrick Willis (hand), led the team with 15 tackles vs. Arz. (1/2/11).

## COLLEGE

Played in 33 games (21 starts) and totaled 215 tackles, 8.0 sacks, 36 TFLs, 3 FFs, 3 FRs and 3 INTs in his career. Also returned 1 INT and 1 FR for TDs. Earned Second-Team All-America honors from *The NFL Draft Report*, *The Sporting News*, CBS Sports, Phil Steele's College Football, Rivals.com and *Sports Illustrated*, while garnering AP third-team honors as a junior. Started 11 games and was named First-Team All-Big Ten after registering 93 tackles, 17 TFLs, 3.0 sacks, 2 INTs and 2 FRs, in 2009. All-Big Ten Conference First-Team selection as he led the team in tackles (106), ranked 2nd in TFLs (16.5) and t-3rd in sacks (4.0) in 2008. Added 2 FFs, 1 FR and 1 INT in his sophomore season. As a redshirt freshman, appeared in 9 contests and tallied 16 tackles and blocked a field goal attempt.

## PERSONAL

- Starred at Suitland (Forestville, MD) HS, where he was selected as the Maryland Defensive POY, first-team all-state, *Washington Post* First-Team All-Metro and first-team all-conference after registering 165 tackles, 9.0 sacks and 3 FRs, while also rushing for 1,200 yds. and 22 TDs.
- Has three children, a son, NaVorro Jr., and two twin daughters, Stoni and Cali.
- Born NaVorro R. Bowman (5/28/88) in District Heights, MD.
- Graduated in 3 years with a degree in crime, law and justice.

## INJURY REPORT

- 2013:** Left late in the game at Sea. (1/19/14 - NFC-C) with a knee injury.
- 2014:** Placed on the Reserve/Physically Unable to Perform List on 8/25 with a knee injury. Placed on the Injured Reserve List on 12/13.

## BOWMAN'S GAME-BY-GAME

2010														
Date	Opp	W/L	P/S	Tot	Sol	Ast	Sk	Yds	Int	Yds	PD	FF	FR	Yds
Sep 12	at Sea	L	1/0	0	0	0	0.0	0.0	0	0	0	0	0	0
Sep 20	NO	L	1/0	6	2	4	0.0	0.0	0	0	0	0	0	0
Sep 26	at KC	L	1/0	4	3	1	0.0	0.0	0	0	0	0	0	0
Oct 3	at Atl	L	1/0	1	1	0	0.0	0.0	0	0	0	0	0	0
Oct 10	Phi	L	1/0	1	1	0	0.0	0.0	0	0	0	0	0	0
Oct 17	Oak	W	1/0	0	0	0	0.0	0.0	0	0	0	0	0	0
Oct 24	at Car	L	1/0	3	2	1	0.0	0.0	0	0	0	0	0	0
Oct 31	Den	W	1/0	2	2	0	0.0	0.0	0	0	0	0	0	0
Nov 14	StL	W	1/0	2	2	0	0.0	0.0	0	0	0	0	0	0
Nov 21	TB	L	1/0	0	0	0	0.0	0.0	0	0	0	0	0	0
Nov 29	at Arz	W	1/0	0	0	0	0.0	0.0	0	0	0	0	0	0
Dec 5	at GB	L	1/0	0	0	0	0.0	0.0	0	0	0	0	0	0
Dec 12	Sea	W	1/0	0	0	0	0.0	0.0	0	0	0	0	0	0
Dec 16	at SD	L	1/0	1	1	0	0.0	0.0	0	0	0	0	0	0
Dec 26	at StL	L	1/0	0	0	0	0.0	0.0	0	0	0	0	0	0
Jan 2	Arz	W	1/1	15	8	7	0.0	0.0	0	0	0	0	0	0
TOTALS		16/1	35	22	13	0.0	0.0	0	0	0	0	0	0	0
2011														
Date	Opp	W/L	P/S	Tot	Sol	Ast	Sk	Yds	Int	Yds	PD	FF	FR	Yds
Sep 11	Sea	W	1/1	10	2	8	0.0	0.0	0	0	0	0	0	0
Sep 18	Dal	L	1/1	12	4	8	0.0	0.0	0	0	1	0	0	0
Sep 25	at Cin	W	1/1	13	7	6	0.0	0.0	0	0	0	0	0	0
Oct 2	at Phi	W	1/1	6	5	1	0.0	0.0	0	0	1	0	1	0
Oct 9	TB	W	1/1	10	4	6	0.0	0.0	0	0	0	0	0	0
Oct 16	at Det	W	1/1	17	6	11	0.0	0.0	0	0	1	0	0	0
Oct 30	Cle	W	1/1	10	7	3	0.0	0.0	0	0	1	0	0	0
Nov 6	at Was	W	1/1	9	7	2	0.0	0.0	0	0	2	0	1	0
Nov 13	NYG	W	1/1	17	8	9	0.0	0.0	0	0	0	0	0	0
Nov 20	Arz	W	1/1	5	3	2	0.0	0.0	0	0	1	0	1	0
Nov 24	at Bal	L	1/1	12	4	8	0.0	0.0	0	0	0	0	0	0
Dec 4	StL	W	1/1	7	4	3	0.0	0.0	0	0	0	0	0	0
Dec 11	at Arz	L	1/1	7	2	5	0.0	0.0	0	0	0	0	0	0
Dec 19	Pit	W	1/1	14	5	9	0.0	0.0	0	0	0	0	0	0
Dec 24	at Sea	W	1/1	13	7	6	1.0	4.0	0	0	0	0	0	0
Jan 1	at StL	W	1/1	11	6	5	1.0	7.0	0	0	1	0	0	0
TOTALS		16/16	173	81	92	2.0	11.0	0	0	8	0	3	0	0
2011 Postseason														
Date	Opp	W/L	P/S	Tot	Sol	Ast	Sk	Yds	Int	Yds	PD	FF	FR	Yds
Jan 14	NO	W	1/1	14	7	7	0.0	0.0	0	0	0	0	0	0
Jan 22	NYG	L	1/1	13	6	7	0.5	3.5	0	0	0	0	0	0
TOTALS		2/2	27	13	14	0.5	3.5	0	0	0	0	0	0	0
2012														
Date	Opp	W/L	P/S	Tot	Sol	Ast	Sk	Yds	Int	Yds	PD	FF	FR	Yds
Sep 9	at GB	W	1/1	11	7	4	0.0	0.0	1	11	2	0	0	0
Sep 16	Det	W	1/1	14	7	7	0.0	0.0	0	0	1	0	0	0
Sep 23	at Min	L	1/1	17	8	9	0.0	0.0	0	0	0	0	0	0
Sep 30	at NYJ	W	1/1	12	3	8	0.0	0.0	0	0	1	0	0	0
Oct 7	Buf	W	1/1	4	3	1	0.0	0.0	0	0	1	0	0	0
Oct 14	NYG	L	1/1	14	6	8	0.0	0.0	0	0	0	0	0	0
Oct 18	Sea	W	1/1	14	6	8	1.0	0.0	0	0	0	0	0	0
Oct 29	at Arz	W	1/1	1	1	0	1.0	9.0	0	0	0	0	0	0
Nov 11	StL	T	1/1	15	6	9	0.0	0.0	0	0	0	0	0	0
Nov 19	Chi	W	1/1	15	10	5	0.0	0.0	0	0	0	0	0	0
Nov 25	at NO	W	1/1	12	6	6	0.0	0.0	0	0	0	0	0	0
Dec 2	at StL	L	1/1	13	8	5	0.0	0.0	0	0	0	0	0	0
Dec 9	Mia	W	1/1	8	4	4	0.0	0.0	0	0	0	0	0	0
Dec 16	at NE	W	1/1	11	6	5	0.0	0.0	0	0	0	1	0	0
Dec 23	at Sea	L	1/1	19	9	10	0.0	0.0	0	0	0	0	0	0
Dec 30	Arz	W	1/1	3	2	1	0.0	0.0	0	0	1	0	0	0
TOTALS		16/16	183	93	90	2.0	9.0	1	11	6	1	0	0	0
2012 Postseason														
Date	Opp	W/L	P/S	Tot	Sol	Ast	Sk	Yds	Int	Yds	PD	FF	FR	Yds
Jan 12	GB	W	1/1	9	4	5	0.0	0.0	0	0	2	0	0	0
Jan 20	at Atl	W	1/1	10	4	6	0.0	0.0	0	0	1	0	0	0
Feb 3	Bal	L	1/1	11	8	3	0.0	0.0	0	0	0	0	0	0
TOTALS		3/3	30	16	14	0.0	0.0	0	0	3	0	0	0	0



# SAN FRANCISCO 49ERS

## BOWMAN'S GAME-BY-GAME

### 2013

Date	Opp	W/L	P/S	Tot	Sol	Ast	Sk	Yds	Int	Yds	PD	FF	FR	Yds
Sep 8	GB	W	1/1	13	7	6	0.0	0.0	0	0	1	1	0	0
Sep 15	at Sea	L	1/1	15	6	9	0.0	0.0	0	0	0	0	0	0
Sep 22	Ind	L	1/1	16	10	6	0.0	0.0	0	0	2	0	0	0
Sep 26	at StL	W	1/1	9	6	3	2.0	21.0	0	0	1	1	0	0
Oct 6	Hou	W	1/1	12	10	2	0.0	0.0	0	0	0	0	0	0
Oct 13	Arz	W	1/1	10	7	3	0.0	0.0	0	0	0	0	1	0
Oct 20	at Ten	W	1/1	8	5	3	0.0	0.0	0	0	1	0	0	0
Oct 27	at Jax	W	1/1	14	7	7	0.0	0.0	0	0	1	0	0	0
Nov 10	Car	L	1/1	13	7	6	0.0	0.0	0	0	0	0	0	0
Nov 17	at NO	L	1/1	16	11	5	0.0	0.0	0	0	0	0	0	0
Nov 25	at Was	W	1/1	10	7	3	0.0	0.0	0	0	0	0	0	0
Dec 1	StL	W	1/1	11	8	3	1.0	4.0	0	0	0	0	0	0
Dec 8	Sea	W	1/1	13	7	6	1.0	12.0	0	0	0	1	0	0
Dec 15	at TB	W	1/1	7	3	4	0.0	0.0	0	0	1	0	0	0
Dec 23	Atl	W	1/1	16	10	6	0.0	0.0	1	89t	1	0	0	0
Dec 29	at Arz	W	1/1	9	7	2	1.0	8.0	1	4	1	1	1	0
<b>TOTALS</b>			<b>16/16</b>	<b>192</b>	<b>118</b>	<b>74</b>	<b>5.0</b>	<b>45.0</b>	<b>2</b>	<b>93</b>	<b>9</b>	<b>4</b>	<b>2</b>	<b>0</b>

### 2013 Postseason

Date	Opp	W/L	P/S	Tot	Sol	Ast	Sk	Yds	Int	Yds	PD	FF	FR	Yds
Jan 5	at GB	W	1/1	11	4	7	0.0	0.0	0	0	0	1	0	0
Jan 12	at Car	W	1/1	14	7	7	1.0	8.0	0	0	0	0	0	0
Jan 19	at Sea	L	1/1	15	9	6	1.0	11.0	0	0	0	1	0	0
<b>TOTALS</b>			<b>3/3</b>	<b>40</b>	<b>20</b>	<b>20</b>	<b>2.0</b>	<b>19.0</b>	<b>0</b>	<b>0</b>	<b>0</b>	<b>2</b>	<b>0</b>	<b>0</b>

### 2014

Date	Opp	W/L	P/S	Tot	Sol	Ast	Sk	Yds	Int	Yds	PD	FF	FR	Yds
Sep 7	at Dal	W	—	—	—	—	—	—	—	—	—	—	—	—
Sep 14	Chi	L	—	—	—	—	—	—	—	—	—	—	—	—
Sep 21	at Arz	L	—	—	—	—	—	—	—	—	—	—	—	—
Sep 28	Phi	W	—	—	—	—	—	—	—	—	—	—	—	—
Oct 5	KC	W	—	—	—	—	—	—	—	—	—	—	—	—
Oct 13	at StL	W	—	—	—	—	—	—	—	—	—	—	—	—
Oct 19	at Den	L	—	—	—	—	—	—	—	—	—	—	—	—
Nov 2	StL	L	—	—	—	—	—	—	—	—	—	—	—	—
Nov 9	at NO	W	—	—	—	—	—	—	—	—	—	—	—	—
Nov 16	at NYG	W	—	—	—	—	—	—	—	—	—	—	—	—
Nov 23	Was	W	—	—	—	—	—	—	—	—	—	—	—	—
Nov 27	Sea	L	—	—	—	—	—	—	—	—	—	—	—	—
Dec 7	at Oak	L	—	—	—	—	—	—	—	—	—	—	—	—
<b>PLACED ON INJURED RESERVE (Knee) ON 12/13</b>														
<b>TOTALS</b>			<b>0/0</b>	<b>0</b>	<b>0</b>	<b>0</b>	<b>0.0</b>	<b>0.0</b>	<b>0</b>	<b>0</b>	<b>0</b>	<b>0</b>	<b>0</b>	<b>0</b>



# TRAMAINE BROCK

26

HT	WT	COLLEGE	CB
5-10	197	BELHAVEN	
BORN 8.20.88 // LONG BEACH, MS // LONG BEACH SENIOR HS, LONG BEACH, MS 6TH YEAR // ACQUIRED FA IN '10			

## AWARDS & HONORS

**2013:** *USA Today* All-Joe Team, NFC Defensive Player of the Week (Week 5)

## 2015 HIGHLIGHTS

- Registered 4 tackles, 1 INT and 2 PD vs. Min. (9/14), picking off Vikings QB Teddy Bridgewater and returning it 26-yds.
- Recorded a career-high 10 total tackles and 1 INT at NYG (10/11), picking off QB Eli Manning for his 9th career INT.
- Registered 1 INT and 1 PD vs. Sea. (10/22), intercepting QB Russell Wilson in the end zone for his 3rd INT of the season and 10th of his career.

## GOLDMINE

- Brock's path to the NFL was not an easy one by any means. From the small country town of Gulfport, MS, he traveled 30 miles north to Mississippi Gulf Coast Community College in Perkinston, MS, where he spent two seasons before transferring to the University of Minnesota. Why would a southern boy decide on Minnesota? "I wanted to see what a big city felt like," Brock said. After one year, he transferred back down south to Belhaven University in Jackson, MS, a small Christian NAIA school.
- In February of 2011, Belhaven retired Brock's jersey for his accomplishments on both the collegiate and professional levels. He is the only player in the history of the school's program to have played in the NFL.



- Brock's passion for sports was developed at an early age and he would like to remain in athletics either as a coach or personal trainer after his playing career is through. "I want to teach people what I know and watch them perform and compete," Brock said. His father encouraged him to join a football league in elementary school, and he also played basketball and ran track for his school's team. Recreationally, he played kick ball and baseball in his neighborhood. "My friends were all competitive with each other," he said. "We all wanted to be the best in the group."

## BROCK'S GOLDEN NUGGETS

- Is the first player in Belhaven University's history to play in the NFL. The University also retired his jersey in 2011.
- Had a variety of part-time jobs growing up in Gulfport, MS. He worked at Sparkle Car Cleaning, a Krispy Kreme shop and a Sonic fast food restaurant.
- In 2013, finished t-5th in the NFL with 5 INTs.

## BROCK'S GAME-BY-GAME

### 2015

Date	Opp	W/L	P/S	Tot	Sol	Ast	Sk	Yds	Int	Yds	PD	FF	FR	Yds
Sep 14	Min	W	1/1	4	3	1	0.0	0.0	1	26	2	0	0	0
Sep 20	at Pit	L	1/1	4	3	1	0.0	0.0	0	0	0	0	0	0
Sep 27	at Arz	L	1/1	8	6	2	0.0	0.0	0	0	0	0	0	0
Oct 4	GB	L	1/1	2	2	0	0.0	0.0	0	0	0	0	0	0
Oct 11	at NYG	L	1/1	10	7	3	0.0	0.0	1	0	1	0	0	0
Oct 18	Bal	W	1/1	6	5	1	0.0	0.0	0	0	2	0	0	0
Oct 22	Sea	L	1/1	5	3	2	0.0	0.0	1	0	1	0	0	0
Nov 1	at StL	L	1/1	4	3	1	0.0	0.0	0	0	1	0	0	0
Nov 8	Atl	W	—	—	INACTIVE (Shin)									
Nov 22	at Sea	L	1/1	7	6	1	0.0	0.0	0	0	0	0	0	0
Nov 29	Arz	L	1/1	5	5	0	0.0	0.0	0	0	1	0	0	0
Dec 6	at Chi	W	1/1	4	4	0	0.0	0.0	0	0	2	0	0	0
Dec 13	at Cle	L	1/1	0	0	0	0.0	0.0	0	0	0	0	0	0
Dec 20	Cin	L	1/1	0	0	0	0.0	0.0	0	0	0	0	0	0
Dec 27	at Det	L	1/1	2	2	0	0.0	0.0	0	0	1	0	0	0
Jan 3	StL													
TOTALS				14/14	61	49	12	0.0	0.0	3	26	11	0	0

# SAN FRANCISCO 49ERS

## BROCK'S CAREER STATISTICS

YEAR	TEAM	GP	GS	TACKLES					YDS	INTERCEPTIONS					PD	FUMBLES		
				TOT	SOL	AST	SACKS	INT		YDS	LG	TD	FF	FR		YDS		
2010	SF	3	0	3	3	0	0.0	0.0	0	0	—	0	0	0	0	0	0	
2011	SF	11	0	5	5	0	0.0	0.0	2	18	18	0	4	0	0	0	0	
2012	SF	16	0	3	2	1	0.0	0.0	0	0	—	0	1	0	0	0	0	
2013	SF	16	7	44	36	8	0.0	0.0	5	82	41	1	15	0	0	0	0	
2014	SF	3	2	9	7	2	0.0	0.0	0	0	—	0	0	0	0	0	0	
2015	SF	14	14	61	49	12	0.0	0.0	3	26	26	0	11	0	0	0	0	
TOTALS		63	23	125	102	23	0.0	0.0	10	126	41	1	31	0	0	0	0	

### PLAYOFFS

YEAR	TEAM	GP	GS	TACKLES					YDS	INTERCEPTIONS					PD	FUMBLES		
				TOT	SOL	AST	SACKS	INT		YDS	LG	TD	FF	FR		YDS		
2011	SF	2	0	5	4	1	0.0	0.0	0	0	—	0	0	0	0	0	0	
2012	SF	3	0	3	3	0	0.0	0.0	0	0	—	0	0	0	0	0	0	
2013	SF	3	3	13	11	2	0.0	0.0	0	0	—	0	0	0	0	0	0	
TOTALS		8	3	21	18	3	0.0	0.0	0	0	—	0	0	0	0	0	0	

### Additional Statistics:

**Special Teams Tackles:** Regular Season – 22: 2010 (3); 2011 (2); 2012 (15); 2013 (2); Postseason – 2: 2011 (1); 2012 (1)

**Special Teams Forced Fumbles – 1:** 2012 (1)

### Milestones:

**NFL Debut:** vs. Den. (10/31/10); **First Start:** vs. Hou. (10/6/13); **First INT:** vs. Sea. (9/11/11 – QB Tarvaris Jackson); **First INT Return for a TD:** vs. Hou. (10/6/13 – QB Matt Schaub – 18 yds.)

## BROCK'S CAREER HIGHS

**Total Tackles:** Regular Season – 10 at NYG (10/11/15); Postseason – 6 at Sea. (1/19/14)

**Solo:** Regular Season – 7 at NYG (10/11/15); Postseason – 5 at Sea. (1/19/14)

**Assists:** 3 (2 Times) Last at NYG (10/11/15)

**Interceptions:** 2 vs. Hou. (10/6/13)

**Interception Yards:** 41 vs. Car. (11/10/13)

**Long Interception Return:** 41 vs. Car. (11/10/13)

**Interception Returns for TD:** 1 vs. Hou. (10/6/13)

**Passes Defensed:** 2 (7 times) Last at Chi. (12/6/15)

## BROCK'S TRANSACTIONS

Originally signed as an undrafted rookie FA by SF on 4/26/10...Waived by SF on 9/14/10...Signed to SF practice squad on 9/15/10...Promoted to SF active roster on 9/20/10...Waived by SF on 10/12/10...Signed to SF practice squad on 10/14/10...Promoted to SF active roster on 10/27/10...Re-signed a one-year contract as exclusive rights free agent on 4/20/12...Was tendered a one-year contract by SF on 3/7/13...Re-signed one-year contract on 4/15/13...Signed a four-year contract extension on 11/22/13.

## 2014

- Saw action in 3 games (2 starts) [at Dal. (9/7), at Den. (10/19) and at NO (11/9)], finishing the season with 9 tackles.

## 2013

- Brock finished the regular season with a career-high 5 INTs, ranking t-5th in the NFL.
- In his first career start, Brock registered 4 tackles, 2 PDs and his first-career multi-INT game, picking off Texans QB Matt Schaub. It marked the first multi-INT game by a 49ers player since 1/1/12 (CB Tarell Brown - 2 INTs at StL vs. Hou. (10/6). His performance earned him NFC Defensive Player of the Week for week 5. Brock picked off Texans QB Matt Schaub and returned it 18 yds. for a TD on the third play of the game, marking his first career pick-six and 3rd career INT. It is the first INT returned for a TD by the 49ers since 11/25/12 [S Donte Whitner (42-yd. return) and LB Ahmad Brooks (50-yd. return) at NO]. Brock notched his second INT of the day in the 2nd qtr., picking off Schaub and returning it 13 yds. The INT led to a 2-yd. TD run by RB Anthony Dixon.
- Tallied his 3rd INT of the season and 5th of his career at Ten. (10/20). The INT led to a 1-yd. TD run by RB Frank Gore.
- Registered his 4th INT of the season vs. Car. (11/10). It was the 6th of his career, picking off Panthers QB Cam Newton and returning it for a career-long 41 yds. The INT led to a 25-yd. FG by K Phil Dawson.
- The 49ers defense held Was. (11/25) to just 76 net yds. passing, the fewest net passing yds. San Francisco has allowed since 11/19/12 vs. Chi. (58 net yds. passing).
- On the final play of the game vs. Atl. (12/23), Brock registered his team-high 5th INT of the season, intercepting QB Matt Ryan in the end zone.

## 2012

- Forced a fumble on Rams RB Isaiah Pead on a KR late in the 4th qtr. that the 49ers recovered vs. StL (11/11), marking his first career special teams FF.
- Finished the season tied for the team lead with 15 special teams tackles (FB Bruce Miller - 15).

## 2011

- Registered his first career INT vs. Sea. (9/11 - QB Tarvaris Jackson), leaping into the air on a hail mary pass to end the first half.
- With an INT vs. Dal. (9/18), Brock became the first 49er to register an INT in consecutive games (9/11 vs. Sea.) since CB Dre' Bly (12/20/09 at Phi. and 12/27/09 vs. Det.).

## 2010

- Made his NFL debut vs. Den. (10/31).
- Saw extended action at defensive back in the season finale vs. Arz. (1/2/11), posting 3 tackles.

## COLLEGE

Played at one of the nation's top junior college programs, Mississippi Gulf Coast, helping the Bulldogs to a perfect 12-0 record and a share of the NJCAA National Championship as a sophomore. Totaled 72 tackles, 7 INTs and 2 FFs in 17 games at MGC. Spent his junior season at Minnesota, totaling 73 tackles, 6 PDs, 1 INT, 3 FFs and 1 FR, before transferring to Belhaven. In 11 games as a senior at Belhaven, posted 51 tackles, 13.5 TFLs, 2.5 sacks, 6 INTs, 10 PDs and 1 FR, while also returning 29 kicks for 505 yds.

## PERSONAL

- Attended Long Beach (MS) Senior HS.
- Had plenty of part-time jobs growing up in Gulfport, MS. He worked at the Sparkle Car Cleaning, a Krispy Kreme shop and a Sonic fast food restaurant.
- Son of Marsha Gardner.
- Born Tramaine Brock (8/20/88) in Gulfport, MS.

## INJURY REPORT

- 2011:** Inactive vs. TB (10/9), at Det. (10/16) and vs. Cle. (10/30) with a hand injury.
- 2014:** Inactive 5 games [vs. Chi. (9/14), at Arz. (9/21), vs. Phi. (9/28), vs. StL (11/2) and at NYG (11/16)] with a toe injury. Was Inactive vs. Was. (11/23), vs. Sea. (11/27), at Oak. (12/7), at Sea. (12/14), vs. SD (12/20) and vs. Arz. (12/28) with a hamstring injury.
- 2015:** Inactive vs. Atl. (11/8) with a shin injury.



# SAN FRANCISCO 49ERS

## BROCK'S GAME-BY-GAME

### 2010

Date	Opp	W/L	P/S	Tot	Sol	Ast	Sk	Yds	Int	Yds	PD	FF	FR	Yds
Sep 12	at Sea	L	—	—	—	—	—	INACTIVE	—	—	—	—	—	—
Sep 20	NO	L	—	—	—	—	—	INACTIVE	—	—	—	—	—	—
Sep 26	at KC	L	—	—	—	—	—	INACTIVE	—	—	—	—	—	—
Oct 3	at Atl	L	—	—	—	—	—	INACTIVE	—	—	—	—	—	—
Oct 10	Phi	L	—	—	—	—	—	INACTIVE	—	—	—	—	—	—
Oct 17	Oak	W	—	—	—	—	—	PRACTICE SQUAD	—	—	—	—	—	—
Oct 24	at Car	L	—	—	—	—	—	PRACTICE SQUAD	—	—	—	—	—	—
Oct 31	Den	W	1/0	0	0	0	0.0	0.0	0	0	0	0	0	0
Nov 14	StL	W	—	—	—	—	—	INACTIVE	—	—	—	—	—	—
Nov 21	TB	L	—	—	—	—	—	INACTIVE	—	—	—	—	—	—
Nov 29	at Arz	W	—	—	—	—	—	INACTIVE	—	—	—	—	—	—
Dec 5	at GB	L	1/0	0	0	0	0.0	0.0	0	0	0	0	0	0
Dec 12	Sea	W	—	—	—	—	—	INACTIVE	—	—	—	—	—	—
Dec 16	at SD	L	—	—	—	—	—	INACTIVE	—	—	—	—	—	—
Dec 26	at StL	L	—	—	—	—	—	INACTIVE	—	—	—	—	—	—
Jan 2	Arz	W	1/0	3	3	0	0.0	0.0	0	0	0	0	0	0
<b>TOTALS</b>			<b>3/0</b>	<b>3</b>	<b>3</b>	<b>0</b>	<b>0.0</b>	<b>0.0</b>	<b>0</b>	<b>0</b>	<b>0</b>	<b>0</b>	<b>0</b>	<b>0</b>

### 2011

Date	Opp	W/L	P/S	Tot	Sol	Ast	Sk	Yds	Int	Yds	PD	FF	FR	Yds
Sep 11	Sea	W	1/0	1	1	0	0.0	0.0	1	0	1	0	0	0
Sep 18	Dal	L	1/0	4	4	0	0.0	0.0	1	18	1	0	0	0
Sep 25	at Cin	W	1/0	0	0	0	0.0	0.0	0	0	0	0	0	0
Oct 2	at Phi	W	1/0	0	0	0	0.0	0.0	0	0	0	0	0	0
Oct 9	TB	W	—	—	—	—	—	INACTIVE (Hand)	—	—	—	—	—	—
Oct 16	at Det	W	—	—	—	—	—	INACTIVE (Hand)	—	—	—	—	—	—
Oct 30	Cle	W	—	—	—	—	—	INACTIVE (Hand)	—	—	—	—	—	—
Nov 6	at Was	W	1/0	0	0	0	0.0	0.0	0	0	0	0	0	0
Nov 13	NYG	W	1/0	0	0	0	0.0	0.0	0	0	0	0	0	0
Nov 20	Arz	W	1/0	0	0	0	0.0	0.0	0	0	0	0	0	0
Nov 24	at Bal	L	1/0	0	0	0	0.0	0.0	0	0	0	0	0	0
Dec 4	StL	W	1/0	0	0	0	0.0	0.0	0	0	0	0	0	0
Dec 11	at Arz	L	1/0	0	0	0	0.0	0.0	0	0	0	0	0	0
Dec 19	Pit	W	—	—	—	—	—	INACTIVE	—	—	—	—	—	—
Dec 24	at Sea	W	—	—	—	—	—	INACTIVE	—	—	—	—	—	—
Jan 1	at StL	W	1/0	0	0	0	0.0	0.0	0	0	2	0	0	0
<b>TOTALS</b>			<b>11/0</b>	<b>5</b>	<b>5</b>	<b>0</b>	<b>0.0</b>	<b>0.0</b>	<b>2</b>	<b>18</b>	<b>4</b>	<b>0</b>	<b>0</b>	<b>0</b>

### 2011 Postseason

Date	Opp	W/L	P/S	Tot	Sol	Ast	Sk	Yds	Int	Yds	PD	FF	FR	Yds
Jan 14	vs NO	W	1/0	0	0	0	0.0	0.0	0	0	0	0	0	0
Jan 22	vs. NYG	L	1/0	5	4	1	0.0	0.0	0	0	0	0	0	0
<b>TOTALS</b>			<b>2/0</b>	<b>5</b>	<b>4</b>	<b>1</b>	<b>0.0</b>	<b>0.0</b>	<b>0</b>	<b>0</b>	<b>0</b>	<b>0</b>	<b>0</b>	<b>0</b>

### 2012

Date	Opp	W/L	P/S	Tot	Sol	Ast	Sk	Yds	Int	Yds	PD	FF	FR	Yds
Sep 9	at GB	W	1/0	0	0	0	0.0	0.0	0	0	0	0	0	0
Sep 16	Det	W	1/0	0	0	0	0.0	0.0	0	0	0	0	0	0
Sep 23	at Min	L	1/0	0	0	0	0.0	0.0	0	0	0	0	0	0
Sep 30	at NYJ	W	1/0	0	0	0	0.0	0.0	0	0	0	0	0	0
Oct 7	Buf	W	1/0	1	1	0	0.0	0.0	0	0	0	0	0	0
Oct 14	vs NYG	L	1/0	0	0	0	0.0	0.0	0	0	0	0	0	0
Oct 18	Sea	W	1/0	0	0	0	0.0	0.0	0	0	0	0	0	0
Oct 29	at Arz	W	1/0	0	0	0	0.0	0.0	0	0	0	0	0	0
Nov 11	StL	T	1/0	0	0	0	0.0	0.0	0	0	0	0	0	0
Nov 19	Chi	W	1/0	0	0	0	0.0	0.0	0	0	0	0	0	0
Nov 25	at NO	W	1/0	0	0	0	0.0	0.0	0	0	0	0	0	0
Dec 2	at StL	L	1/0	0	0	0	0.0	0.0	0	0	0	0	0	0
Dec 9	Mia	W	1/0	0	0	0	0.0	0.0	0	0	0	0	0	0
Dec 16	at NE	W	1/0	0	0	0	0.0	0.0	0	0	0	0	0	0
Dec 23	at Sea	L	1/0	1	0	1	0.0	0.0	0	0	0	0	0	0
Dec 30	Arz	W	1/0	1	1	0	0.0	0.0	0	0	1	0	0	0
<b>TOTALS</b>			<b>16/0</b>	<b>3</b>	<b>2</b>	<b>1</b>	<b>0.0</b>	<b>0.0</b>	<b>0</b>	<b>0</b>	<b>1</b>	<b>0</b>	<b>0</b>	<b>0</b>

### 2012 Postseason

Date	Opp	W/L	P/S	Tot	Sol	Ast	Sk	Yds	Int	Yds	PD	FF	FR	Yds
Jan 12	GB	W	1/0	3	3	0	0.0	0.0	0	0	0	0	0	0
Jan 20	at Atl	W	1/0	0	0	0	0.0	0.0	0	0	0	0	0	0
Feb 3	Bal	L	1/0	0	0	0	0.0	0.0	0	0	0	0	0	0
<b>TOTALS</b>			<b>3/0</b>	<b>3</b>	<b>3</b>	<b>0</b>	<b>0.0</b>	<b>0.0</b>	<b>0</b>	<b>0</b>	<b>0</b>	<b>0</b>	<b>0</b>	<b>0</b>

### 2013

Date	Opp	W/L	P/S	Tot	Sol	Ast	Sk	Yds	Int	Yds	PD	FF	FR	Yds
Sep 8	GB	W	1/0	0	0	0	0.0	0.0	0	0	0	0	0	0
Sep 15	at Sea	L	1/0	1	0	1	0.0	0.0	0	0	0	0	0	0
Sep 22	Ind	L	1/0	0	0	0	0.0	0.0	0	0	0	0	0	0
Sep 26	at StL	W	1/0	3	3	0	0.0	0.0	0	0	2	0	0	0
Oct 6	Hou	W	1/1	4	2	2	0.0	0.0	2	31	2	0	0	0
Oct 13	Arz	W	1/0	4	4	0	0.0	0.0	0	0	0	0	0	0
Oct 20	at Ten	W	1/0	2	2	0	0.0	0.0	1	10	2	0	0	0
Oct 27	at Jax	W	1/0	6	6	0	0.0	0.0	0	0	1	0	0	0
Nov 10	Car	L	1/0	2	2	0	0.0	0.0	1	41	1	0	0	0
Nov 17	at NO	L	1/0	1	1	0	0.0	0.0	0	0	1	0	0	0
Nov 25	at Was	W	1/1	4	3	1	0.0	0.0	0	0	0	0	0	0
Dec 1	StL	W	1/1	1	1	0	0.0	0.0	0	0	1	0	0	0
Dec 8	Sea	W	1/1	2	1	1	0.0	0.0	0	0	1	0	0	0
Dec 15	at TB	W	1/1	4	4	0	0.0	0.0	0	0	1	0	0	0
Dec 23	Atl	W	1/1	6	3	3	0.0	0.0	1	0	2	0	0	0
Dec 29	at Arz	W	1/1	4	4	0	0.0	0.0	0	0	1	0	0	0
<b>TOTALS</b>			<b>16/7</b>	<b>44</b>	<b>36</b>	<b>8</b>	<b>0.0</b>	<b>0.0</b>	<b>5</b>	<b>82</b>	<b>15</b>	<b>0</b>	<b>0</b>	<b>0</b>

### 2013 Postseason

Date	Opp	W/L	P/S	Tot	Sol	Ast	Sk	Yds	Int	Yds	PD	FF	FR	Yds
Jan 5	at GB	W	1/1	3	3	0	0.0	0.0	0	0	0	0	0	0
Jan 12	at Car	W	1/1	4	3	1	0.0	0.0	0	0	0	0	0	0
Jan 19	at Sea	L	1/1	6	5	1	0.0	0.0	0	0	0	0	0	0
<b>TOTALS</b>			<b>3/3</b>	<b>13</b>	<b>11</b>	<b>2</b>	<b>0.0</b>	<b>0.0</b>	<b>0</b>	<b>0</b>	<b>0</b>	<b>0</b>	<b>0</b>	<b>0</b>

### 2014

Date	Opp	W/L	P/S	Tot	Sol	Ast	Sk	Yds	Int	Yds	PD	FF	FR	Yds
Sep 7	at Dal	W	1/1	3	2	1	0.0	0.0	0	0	0	0	0	0
Sep 14	Chi	L	—	—	—	—	—	INACTIVE (Toe)	—	—	—	—	—	—
Sep 21	at Arz	L	—	—	—	—	—	INACTIVE (Toe)	—	—	—	—	—	—
Sep 28	Phi	W	—	—	—	—	—	INACTIVE (Toe)	—	—	—	—	—	—
Oct 5	KC	W	—	—	—	—	—	INACTIVE (Toe)	—	—	—	—	—	—
Oct 13	at StL	W	—	—	—	—	—	INACTIVE (Toe)	—	—	—	—	—	—
Oct 19	at Den	L	1/1	5	4	1	0.0	0.0	0	0	0	0	0	0
Nov 2	StL	L	—	—	—	—	—	INACTIVE (Toe)	—	—	—	—	—	—
Nov 9	at NO	W	1/0	1	1	0	0.0	0.0	0	0	0	0	0	0
Nov 16	at NYG	W	—	—	—	—	—	INACTIVE (Toe)	—	—	—	—	—	—
Nov 23	Was	W	—	—	—	—	—	INACTIVE (Hamstring)	—	—	—	—	—	—
Nov 27	Sea	L	—	—	—	—	—	INACTIVE (Hamstring)	—	—	—	—	—	—
Dec 7	at Oak	L	—	—	—	—	—	INACTIVE (Hamstring)	—	—	—	—	—	—
Dec 14	at Sea	L	—	—	—	—	—	INACTIVE (Hamstring)	—	—	—	—	—	—
Dec 20	SD	L	—	—	—	—	—	INACTIVE (Hamstring)	—	—	—	—	—	—
Dec 28	Arz	W	—	—	—	—	—	INACTIVE (Hamstring)	—	—	—	—	—	—
<b>TOTALS</b>			<b>3/2</b>	<b>9</b>	<b>7</b>	<b>2</b>	<b>0.0</b>	<b>0.0</b>	<b>0</b>	<b>0</b>	<b>0</b>	<b>0</b>	<b>0</b>	<b>0</b>



# AHMAD BROOKS

55

HT	WT	COLLEGE	
6-3	259	VIRGINIA	LB
BORN 3.14.84 // WOODBRIDGE, VA // C.D. HYLTON HS, WOODBRIDGE, VA 10TH YEAR // ACQUIRED WAI. IN '08 - CIN.			

## AWARDS & HONORS:

**2012:** AP Second-Team All-Pro, First-Team All-Pro by *Sports Illustrated's* Peter King, NFC Pro Bowl

**2013:** AP Second-Team All-Pro, Pro Bowl, PFWA All-NFC Team



## CAREER HIGHLIGHTS

- His 45.5 sacks as a member of the 49ers (2008-15) is second the most in franchise history by a linebacker [LB Charles Haley - 66.5 sacks].
- Is one of seven players to record 5.0-or-more sacks in each of the last seven seasons (2009-15) [Cliff Avril (Det./Sea.); Tamba Hali (KC); Clay Matthews (GB); Julius Peppers (Car./Chi./GB); Cameron Wake (Mia.) and DeMarcus Ware (Dal./Den.)]
- Registered a career-high 8.5 sacks in 2013.
- Set the 49ers record for most FFs by a LB in a single-season with 5 in 2009. The 5 FFs ranked t-2nd among all NFL LBs that year.
- Ranks t-2nd in team postseason history with 6.5 sacks.

## 2015 HIGHLIGHTS

- Brought down Packers QB Aaron Rodgers for his first sack of the season vs. GB (10/4).
- Registered 2.0 sacks vs. Sea. (10/22), bringing down QB Russell Wilson twice for his sixth career game with 2.0-or-more sacks.
- Brought down Seahawks QB Russell Wilson for his 4th sack of the season at Sea. (11/22).
- Registered his third career FR at Cle. (12/13), his first since 11/23/14 vs. Was.
- Recorded a season-high eight tackles and added 1.0 sack vs. Cin. (12/20).
- Registered 1.5 sacks at Det. (12/27), his 10th career game with 1.5-or-more sacks. Brooks now has 6.5 on the season and 47.5 for his career. His 45.5 sacks as a member of the 49ers (2008-15) is second the most in franchise history by a linebacker [LB Charles Haley - 66.5 sacks], since sacks became an official statistic in 1982.

## BROOKS' GOLDEN NUGGETS

- Ranks t-2nd in 49ers postseason history with 6.5 sacks.
- Has recorded 5.0-or-more sacks in seven consecutive seasons. His 45.5 sacks as a member of the 49ers ranks second in franchise history among linebackers.
- His father, Perry, played 92 games with the Washington Redskins from 1978-84.
- Originally entered the NFL as a supplemental draft pick in 2006 by Cincinnati.
- In 2004, while at the University of Virginia, was one of three finalists for the Butkus Award, given annually to the nation's top linebacker.
- Hosted his first youth football camp in June of 2014. His USA Football FUNDamentals clinic for area youth ages 6-17 in Woodbridge, VA introduced football by teaching basic skills in a fun and energetic environment.

## BROOKS' GAME-BY-GAME

### 2015

Date	Opp	W/L	P/S	Tot	Sol	Ast	Sk	Yds	Int	Yds	PD	FF	FR	Yds	
Sep 14	Min	W	1/1	3	2	1	0.0	0.0	0	0	0	0	0	0	
Sep 20	at Pit	L	1/1	2	1	1	0.0	0.0	0	0	0	0	0	0	
Sep 27	at Arz	L	1/1	3	2	1	0.0	0.0	0	0	0	0	0	0	
Oct 4	GB	L	1/1	7	5	2	1.0	9.0	0	0	0	0	0	0	
Oct 11	at NYG	L	—	—	INACTIVE				—	—	—	—	—	—	
Oct 18	Bal	W	1/1	3	2	1	0.0	0.0	0	0	1	0	0	0	
Oct 22	Sea	L	1/1	6	4	2	2.0	10.0	0	0	0	0	0	0	
Nov 1	at StL	L	1/1	3	1	2	0.0	0.0	0	0	0	0	0	0	
Nov 8	Atl	W	1/1	2	1	1	0.0	0.0	0	0	0	0	0	0	
Nov 22	at Sea	L	1/1	3	3	0	1.0	4.0	0	0	0	0	0	0	
Nov 29	Arz	L	—	—	INACTIVE (Concussion)				—	—	—	—	—	—	
Dec 6	at Chi	W	1/1	6	1	5	0.0	0.0	0	0	0	0	0	0	
Dec 13	at Cle	L	1/1	5	4	1	0.0	0.0	0	0	0	0	1	8	
Dec 20	Cin	L	1/1	8	5	3	1.0	0.0	0	0	0	0	0	0	
Dec 27	at Det	L	1/1	5	2	3	1.5	13.5	0	0	0	0	0	0	
Jan 3	StL														
TOTALS				13/13	56	33	23	6.5	36.5	0	0	1	0	1	8

# SAN FRANCISCO 49ERS

## GOLDMINE

- Hosted his first youth football camp in June of 2014. His USA Football FUNDamentals clinic for area youth ages 6-17 in Woodbridge, VA introduced football by teaching basic skills in a fun and energetic environment. FB Bruce Miller and other 49ers teammates joined Brooks in Virginia for the event.
- Brooks is no stranger to the NFL. His father, Perry Brooks, played in 92 games at DT for the Washington Redskins from 1978-84. Perry ran a barber shop since Ahmad was a freshman in college, which was left to his family after he passed away.



- In 2013, Brooks returned to Woodbridge, VA, where he attended high school at C.D. Hylton High School, and was inducted into their Hall of Fame.
- Brooks was originally a 3rd-round selection in the 2006 supplemental draft by the Cincinnati Bengals. In 2008, the 49ers claimed the linebacker off of waivers, where he worked his way into a full-time starting role by 2011.

## BROOKS' CAREER STATISTICS

YEAR	TEAM	GP	GS	TACKLES					INT	INTERCEPTIONS				PD	FUMBLES		
				TOT	SOL	AST	SACKS	YDS		YDS	LG	TD			FF	FR	YDS
2006	CIN	11	5	46	29	17	1.0	6.0	0	0	—	0	2	0	0	0	0
2007	CIN	2	2	8	6	2	1.0	7.0	0	0	—	0	0	1	0	0	0
2008	SF	0	0	0	0	0	0.0	0.0	0	0	—	0	0	0	0	0	0
2009	SF	14	0	23	18	5	6.0	33.0	0	0	—	0	2	5	0	0	0
2010	SF	15	1	33	27	6	5.0	33.0	1	32	32	0	2	0	0	0	0
2011	SF	16	16	59	41	18	7.0	44.0	0	0	—	0	3	1	0	0	0
2012	SF	16	16	74	50	24	6.5	49.5	1	50	50t	1	6	2	0	0	0
2013	SF	16	16	74	60	14	8.5	72.5	1	22	22	0	7	1	1	0	0
2014	SF	13	13	42	30	12	6.0	21.0	0	0	—	0	3	1	1	0	0
2015	SF	13	13	56	33	23	6.5	36.5	0	0	—	0	1	0	1	8	8
<b>TOTALS</b>		<b>116</b>	<b>82</b>	<b>415</b>	<b>294</b>	<b>121</b>	<b>47.5</b>	<b>302.5</b>	<b>3</b>	<b>104</b>	<b>50t</b>	<b>1</b>	<b>26</b>	<b>11</b>	<b>3</b>	<b>8</b>	<b>8</b>

## PLAYOFFS

YEAR	TEAM	GP	GS	TACKLES					INT	INTERCEPTIONS				PD	FUMBLES		
				TOT	SOL	AST	SACKS	YDS		YDS	LG	TD			FF	FR	YDS
2011	SF	2	2	9	4	5	1.0	7.0	0	0	—	0	1	0	0	0	0
2012	SF	3	3	11	8	3	1.0	8.0	0	0	—	0	2	0	0	0	0
2013	SF	3	3	25	18	7	4.5	21.0	0	0	—	0	0	1	0	0	0
<b>TOTALS</b>		<b>8</b>	<b>8</b>	<b>45</b>	<b>30</b>	<b>15</b>	<b>6.5</b>	<b>36.0</b>	<b>0</b>	<b>0</b>	<b>—</b>	<b>0</b>	<b>3</b>	<b>1</b>	<b>0</b>	<b>0</b>	<b>0</b>

## Additional Statistics:

Special Teams Tackles — 9: 2010 (9)

## Milestones:

**NFL Debut:** at Pit. (9/24/06); **First Start:** at TB (10/15/06); **First Sack:** vs. Car. (10/22/06 — QB Jake Delhomme); **First FF:** vs. Bal. (9/10/07 — QB Steve McNair); **First FR:** at NO (11/17/13 — own recovery); **First INT:** vs. Arz. (1/2/11 — QB John Skelton); **First INT Returned for a TD:** at NO (11/25/12 — QB Drew Brees); **Multi-Sack Games:** 7, Last vs. Sea. (10/22/15 — 2.0; QB Russell Wilson)

## BROOKS' CAREER HIGHS

**Total Tackles:** 14 at TB (10/15/06); Postseason — 11 at Car. (1/12/14)  
**Solo:** 10 at TB (10/15/06); Postseason — 8 (2 times) Last at Car. (1/12/14)  
**Assists:** 5 (2 Times) Last at Chi. (12/6/15); Postseason — 4 vs. NYG (1/22/12)  
**Interception:** 1 (3 times) Last at NO (11/17/13)  
**Interception Returns For TD:** 1 at NO (11/17/13)

**Sacks:** Regular Season — 3.0 vs. Arz. (12/14/09); Postseason — 2.5 at Car. (1/12/14)  
**Passes Defensed:** 3 vs. StL (11/11/12); Postseason — 2 at Atl. (1/20/13)  
**Forced Fumbles:** 2 (2 times) Last vs. Det. (12/27/09); Postseason — 1 at GB (1/5/14)  
**Fumble Recoveries:** 1 (3 times) Last at Cle. (12/13/15)

## BROOKS' TRANSACTIONS

Originally a 3rd-round selection in the 2006 supplemental draft by Cin. on 7/13/06...Waived by Cin. on 8/30/08...Claimed off waivers by SF on 8/31/08...Waived by SF on 11/29/08...Signed by SF on 12/2/08...Re-signed with SF as a restricted free agent on a two-year contract on 4/2/10...Signed a six-year contract extension through 2017 on 2/28/12.

## 2014 (SAN FRANCISCO)

- Notched 1.0 sack of Cowboys QB Tony Romo at Dal. (9/7), dropping him for a 6-yd. loss.
- Registered 2.0 sacks of Rams QB Austin Davis at StL (10/13). It marked his first multi-sack game since registering 2.0 sacks at Was. (11/25/13).
- Sacked Saints QB Drew Brees in OT at NO (11/9), forcing a fumble. The loose ball was recovered by LB Chris Borland and led to a 35-yd. game-winning FG by K Phil Dawson on the next play.
- Recovered a fumble by Redskins QB Robert Griffin III with 59 seconds remaining to seal the victory vs. Was. (11/23).
- Registered 1.0 sack of Seahawks QB Russell Wilson and also batted down a pass at the goal line vs. Sea. (11/27).
- Sacked Seahawks QB Russell Wilson at Sea. (12/14), dropping him for a 3-yd. loss.

## 2013 (SAN FRANCISCO)

- Notched 9 tackles, 1.5 sacks and 1 PD at StL (9/26). Part of a defense that held the Rams offense to only 18 yds. rushing on 19 carries, the 7th best single-game defensive rushing performance in franchise history.
- Tallied 3 tackles, 1 PD and added 1.0 sack at Ten. (10/20), giving him 3.5 sacks on the season and 30.0 for his career. He had registered the 3rd most sacks (28.0) by a LB in franchise history.
- Sacked Panthers QB Cam Newton 2.0 times, giving him 5.5 sacks on the season and 32.0 sacks for his career. He had registered 30.0 sacks since joining the 49ers in 2008.
- Picked off Saints QB Drew Brees for his first INT of the season, and returned it 22 yds., setting up a TD pass from QB Colin Kaepernick to TE Vernon Davis. He also added 4 tackles, 1.0 sack, 1 FF, 1 FR and 1 PD at NO (11/17). He had recorded 31.0 career sacks as a 49er, which ranked 9th in franchise history, moving past DE Roy Barker (30.0) and DE Jeff Stover (30.5).
- Registered 2.0 sacks on Redskins QB Robert Griffin III at Was. (11/25), marking his 2nd game of the season with 2.0+ sacks, and 5th of his career. He leads the team with a single-season career-high 8.5 sacks. It marked his 33rd sack as a member of the 49ers.
- Sacked QB Aaron Rodgers 2.0 times and registered 1 FF at GB (1/5/14 - NFC-W), giving him 4.0 career postseason sacks and his first career postseason FF. This marked Brooks' first multi-sack game in the postseason.
- Notched 2.5 sacks at Car. (1/12/14 - NFC-D), setting his postseason career-high. With 6.5 career postseason sacks, Brooks ranks t-2nd in franchise history for the most career postseason sacks. He also set a new personal postseason single-game high with 11 tackles.

### MOST CAREER POSTSEASON SACKS IN FRANCHISE HISTORY

Player	Sacks
1. Charles Haley (LB)	7.0
<b>2t. Ahmad Brooks (LB)</b>	<b>6.5</b>
Dwaine Board (DE)	6.5
Tim Harris (LB)	6.5
5. Fred Dean (DE)	6.0

## 2012 (SAN FRANCISCO)

- Set a single-season career high with 6 PDs in 2012.
- Recorded his first sack of the season at GB (9/9), taking down QB Aaron Rodgers on the Packers final drive of the game.
- Forced a fumble on RB Toby Gerhart at Min. (9/23) in the 4th qtr.
- Recorded a sack in consecutive weeks after bringing down QB Mark Sanchez on 3rd-and-1 at NYJ (9/30) and taking down QB Ryan Fitzpatrick vs. Buf. (10/7).
- Brooks and the 49ers defense held Arz. (10/29) to just 7 yds. rushing, tying the fewest rushing yds. the 49ers have allowed in a single game in franchise history [7 at NO (10/1/72)], and the lowest rushing output allowed in any game during the entire 2012 NFL season.
- Tallied his 4th sack of the season at Arz. (10/29), taking down QB John Skelton in the 4th qtr.
- Registered 1 FF and a single-game career-high 3 PDs vs. StL (11/11).
- Picked off QB Drew Brees just before halftime at NO (11/25), and returned it 50 yds. for his first career TD. It marked Brooks' first INT of the season and second of his career. Brooks also added 1.5 sacks at NO.
- Brought down Cardinals QB Brian Hoyer for 1.0 sack vs. Arz. (12/30), giving him 6.5 sacks on the season and 26.5 for his career.
- Brought down Ravens QB Joe Flacco for his first sack of the 2012 postseason vs. Bal. (2/3/13 - SB XLVII).

## 2011 (SAN FRANCISCO)

- Tallied career highs in tackles (59), sacks (7) and PDs (3).
- Netted his 2nd sack of the year and 16th of his career at Det. (10/16) after pulling down Lions QB Matthew Stafford on a 3rd-down for a 7-yd. loss in the 2nd qtr.
- Recorded 2.0 sacks and caused 1 FF on QB Colt McCoy vs. Cle. (10/30), marking his third career multi-sack game.
- Tallied his 5th sack of the season at Was. (11/6), which marked the first time he registered a sack in 3 consecutive games.
- Posted his career-high 7th sack of the season after taking down QB Kellen Clemens at StL (1/1).
- In the 4th qtr., took down Saints QB Drew Brees for a 7-yd. loss vs. NO (1/14/12 - NFC-D).

## 2010 (SAN FRANCISCO)

- In his first action since suffering a lacerated kidney in training camp, brought down Saints QB Drew Brees vs. NO (9/20).
- In his first start as a 49er, brought down QB Aaron Rodgers twice on the day at GB (12/5). It marked Brooks' first multi-sack game of the season and 2nd of his career [3.0 sacks vs. Arz. (12/14/09)].
- Brought down QB Richard Bartel on the final series of the game vs. Arz. (1/2/11) for his 5th sack of the season. Also registered his first career INT, picking off Cardinals QB John Skelton and returning it 32 yds. to the Cardinals 8-yd. line, setting up a 6-yd. TD run by RB Brian Westbrook.



## 2009 (SAN FRANCISCO)

- Appeared in 14 games, registering 23 tackles while notching career highs in both sacks (6.0) and FFs (5). Also added 8 special teams tackles.
- Made his 49ers debut at Min. (9/27) after recovering from a knee injury and registered 3 tackles.
- Notched his first sack of the season (QB Matt Schaub) at Hou. (10/25).
- Set single-game career highs in sacks (3.0 - QB Kurt Warner) and FFs (2) vs. Arz. (12/14). It marked the first time a 49er registered 3 sacks in a game since DT Bryant Young at StL (9/16/07).
- Registered a sack and 2 FFs vs. Det. (12/27).

## 2008 (SAN FRANCISCO)

- Inactive for the first 13 games of the season before being waived (11/29) and re-signed (12/2) by SF. Was inactive for 3 more contests and did not play at Mia. (12/14).

## 2007 (CINCINNATI)

- Saw action in 2 games, totaling 8 tackles, 1.0 sack and 1 FF before suffering a season-ending groin injury in Week 2. Was Inactive games 3-8 due to injury and was eventually placed on the Injured Reserve List on 11/7.
- Tallied 8 tackles, 1.0 sack and 1 FF vs. Bal. (9/10).
- Suffered a groin injury in the 1st qtr. at Cle. (9/16).

## 2006 (CINCINNATI)

- Started in place of an injured LB Brian Simmons in Week 6 and 7. When Simmons returned to starting lineup for Week 8, Brooks remained at MLB with Simmons moving to OLB.
- Made his NFL debut at Pit. (9/24).
- Led the team with 14 tackles at TB (10/15), followed by a team-leading 8 stops vs. Car. (10/22) to go along with his first career sack.

## COLLEGE

Played 3 seasons at Virginia before entering the NFL following his junior season. Saw action in only 6 games in 2005, missing the remainder of the campaign due to injuries. Played in 12 games as a sophomore and earned All-America honors with a team-high 90 tackles, including 8 sacks. Led the team with 117 tackles as a freshman. Was one of three 2004 finalists for the Butkus Award.

## PERSONAL

- Attended C.D. Hylton (Woodbridge, VA) HS, where he helped his team to state titles in 1999 and 2000, and the semi-finals in 2001.
- Named *USA Today's* National Defensive Player of the Year as a senior after posting 207 tackles. Also rushed for 848 yds. and 10 TDs, averaging 12.6 yds. per carry.
- Played at Hargrave (VA) Military Academy in 2002.
- His mom, Vergie, has worked at a medical laboratory for 20+ years and was the valedictorian of her high school. His father, Perry, was a defensive lineman for the Washington Redskins. He passed away during the 2010 offseason.
- The youngest of three children, he has one sister, Krsunthia, and one brother, Perry Jr.
- Has a daughter, Natalia.
- Born Ahmad Brooks (3/14/84) in Fairfax, VA.

## INJURY REPORT

**2006:** Missed the first 2 games of the regular season [at KC (9/10) and vs. Cle. (9/17)] with a neck injury; Inactive at NO (11/19) with a groin injury.

**2007:** Suffered a season-ending groin injury at Cle. (9/16) and was inactive for 6 weeks [at Sea. (9/23), vs. NE (10/1), at KC (10/14), vs. NYJ (10/21), vs. Pit. (10/28) and at Buf. (11/4)] before being placed on the Injured Reserve List on 11/7.

**2009:** Inactive for the first 2 games of the regular season [at Arz. (9/13) and vs. Sea. (9/20)] with a knee injury suffered in training camp.

**2010:** Missed the first game of the regular season, at Sea. (9/12) with a kidney injury sustained during training camp.

**2014:** Inactive vs. SD (12/20) and vs. Arz. (12/28) with a thumb injury.

**2014:** Inactive vs. Arz. (11/29) with a concussion.

# SAN FRANCISCO 49ERS

## BROOKS' GAME-BY-GAME

### 2006 (Cincinnati)

Date	Opp	W/L	P/S	Tot	Sol	Ast	Sk	Yds	Int	Yds	PD	FF	FR	Yds
Sep 10	at KC	W	—	—	—	—	—	—	—	—	—	—	—	—
Sep 17	Cle	W	—	—	—	—	—	—	—	—	—	—	—	—
Sep 24	at Pit	W	1/0	0	0	0	0.0	0.0	0	0	0	0	0	0
Oct 1	NE	L	1/0	3	3	0	0.0	0.0	0	0	0	0	0	0
Oct 15	at TB	L	1/1	14	10	4	0.0	0.0	0	0	1	0	0	0
Oct 22	Car	W	1/1	8	4	4	1.0	6.0	0	0	1	0	0	0
Oct 29	Atl	L	1/1	9	6	3	0.0	0.0	0	0	0	0	0	0
Nov 5	at Bal	L	1/1	6	3	3	0.0	0.0	0	0	0	0	0	0
Nov 12	SD	L	1/1	4	2	2	0.0	0.0	0	0	0	0	0	0
Nov 19	at NO	W	—	—	—	—	—	—	—	—	—	—	—	—
Nov 26	at Cle	W	1/0	1	1	0	0.0	0.0	0	0	0	0	0	0
Nov 30	Bal	W	1/0	0	0	0	0.0	0.0	0	0	0	0	0	0
Dec 10	Oak	W	—	—	—	—	—	—	—	—	—	—	—	—
Dec 18	at Ind	L	—	—	—	—	—	—	—	—	—	—	—	—
Dec 24	at Den	L	1/0	1	0	1	0.0	0.0	0	0	0	0	0	0
Dec 31	Pit	L	1/0	0	0	0	0.0	0.0	0	0	0	0	0	0
<b>TOTALS</b>			<b>11/5</b>	<b>46</b>	<b>29</b>	<b>17</b>	<b>1.0</b>	<b>6.0</b>	<b>0</b>	<b>0</b>	<b>2</b>	<b>0</b>	<b>0</b>	<b>0</b>

### 2007 (Cincinnati)

Date	Opp	W/L	P/S	Tot	Sol	Ast	Sk	Yds	Int	Yds	PD	FF	FR	Yds
Sep 10	Bal	W	1/1	8	6	2	1.0	7.0	0	0	0	1	0	0
Sep 16	at Cle	L	1/1	0	0	0	0.0	0.0	0	0	0	0	0	0
Sep 23	at Sea	L	—	—	—	—	—	—	—	—	—	—	—	—
Oct 1	NE	L	—	—	—	—	—	—	—	—	—	—	—	—
Oct 14	at KC	L	—	—	—	—	—	—	—	—	—	—	—	—
Oct 21	NYJ	W	—	—	—	—	—	—	—	—	—	—	—	—
Oct 28	Pit	L	—	—	—	—	—	—	—	—	—	—	—	—
Nov 4	at Buf	L	—	—	—	—	—	—	—	—	—	—	—	—
<b>PLACED ON INJURED RESERVE (Groin) ON 11/7</b>														
<b>TOTALS</b>			<b>2/2</b>	<b>8</b>	<b>6</b>	<b>2</b>	<b>1.0</b>	<b>7.0</b>	<b>0</b>	<b>0</b>	<b>0</b>	<b>1</b>	<b>0</b>	<b>0</b>

### 2008 (San Francisco)

Date	Opp	W/L	P/S	Tot	Sol	Ast	Sk	Yds	Int	Yds	PD	FF	FR	Yds
Sep 7	Arz	L	—	—	—	—	—	—	—	—	—	—	—	—
Sep 14	at Sea	W	—	—	—	—	—	—	—	—	—	—	—	—
Sep 21	Det	W	—	—	—	—	—	—	—	—	—	—	—	—
Sep 28	at NO	L	—	—	—	—	—	—	—	—	—	—	—	—
Oct 5	NE	L	—	—	—	—	—	—	—	—	—	—	—	—
Oct 12	Phi	L	—	—	—	—	—	—	—	—	—	—	—	—
Oct 19	at NYG	L	—	—	—	—	—	—	—	—	—	—	—	—
Oct 26	Sea	L	—	—	—	—	—	—	—	—	—	—	—	—
Nov 10	at Arz	L	—	—	—	—	—	—	—	—	—	—	—	—
Nov 16	StL	W	—	—	—	—	—	—	—	—	—	—	—	—
Nov 24	at Dal	L	—	—	—	—	—	—	—	—	—	—	—	—
Nov 31	at Buf	—	—	—	—	—	—	—	—	—	—	—	—	—
<b>WAIVED ON 11/29 AND RE-SIGNED ON 12/2</b>														
Dec 7	NYJ	W	—	—	—	—	—	—	—	—	—	—	—	—
Dec 14	at Mia	L	—	—	—	—	—	—	—	—	—	—	—	—
Dec 21	at StL	W	—	—	—	—	—	—	—	—	—	—	—	—
Dec 28	Was	W	—	—	—	—	—	—	—	—	—	—	—	—
<b>TOTALS</b>			<b>0/0</b>	<b>0</b>	<b>0</b>	<b>0</b>	<b>0.0</b>	<b>0.0</b>	<b>0</b>	<b>0</b>	<b>0</b>	<b>0</b>	<b>0</b>	<b>0</b>

### 2009 (San Francisco)

Date	Opp	W/L	P/S	Tot	Sol	Ast	Sk	Yds	Int	Yds	PD	FF	FR	Yds
Sep 13	at Arz	W	—	—	—	—	—	—	—	—	—	—	—	—
Sep 20	Sea	W	—	—	—	—	—	—	—	—	—	—	—	—
Sep 27	at Min	L	1/0	3	2	1	0.0	0.0	0	0	0	0	0	0
Oct 4	StL	W	1/0	2	1	1	0.0	0.0	0	0	0	0	0	0
Oct 11	Atl	L	1/0	1	1	0	0.0	0.0	0	0	0	0	0	0
Oct 25	at Hou	L	1/0	2	2	0	1.0	9.0	0	0	0	0	0	0
Nov 1	at Ind	L	1/0	0	0	0	0.0	0.0	0	0	0	0	0	0
Nov 8	Ten	L	1/0	0	0	0	0.0	0.0	0	0	0	0	0	0
Nov 12	Chi	W	1/0	2	1	1	0.0	0.0	0	0	1	0	0	0
Nov 22	at GB	L	1/0	1	0	1	0.0	0.0	0	0	0	0	0	0
Nov 29	Jax	W	1/0	1	1	0	0.0	0.0	0	0	0	0	0	0
Dec 6	at Sea	L	1/0	5	4	1	1.0	9.0	0	0	0	1	0	0
Dec 14	Arz	W	1/0	3	3	0	3.0	12.0	0	0	0	2	0	0
Dec 20	at Phi	L	1/0	0	0	0	0.0	0.0	0	0	1	0	0	0
Dec 27	Det	W	1/0	2	2	0	1.0	3.0	0	0	0	2	0	0
Jan 3	at StL	W	1/0	1	1	0	0.0	0.0	0	0	0	0	0	0
<b>TOTALS</b>			<b>14/0</b>	<b>23</b>	<b>18</b>	<b>5</b>	<b>6.0</b>	<b>33.0</b>	<b>0</b>	<b>0</b>	<b>2</b>	<b>5</b>	<b>0</b>	<b>0</b>

### 2010 (San Francisco)

Date	Opp	W/L	P/S	Tot	Sol	Ast	Sk	Yds	Int	Yds	PD	FF	FR	Yds
Sep 12	at Sea	L	—	—	—	—	—	—	—	—	—	—	—	—
Sep 20	NO	L	1/0	2	1	1	1.0	7.0	0	0	0	0	0	0
Sep 26	at KC	L	1/0	1	1	0	0.0	0.0	0	0	0	0	0	0
Oct 3	at Atl	L	1/0	3	3	0	0.0	0.0	0	0	0	0	0	0
Oct 10	Phi	L	1/0	0	0	0	0.0	0.0	0	0	1	0	0	0
Oct 17	Oak	W	1/0	2	2	0	0.0	0.0	0	0	0	0	0	0
Oct 24	at Car	L	1/0	4	3	1	0.0	0.0	0	0	0	0	0	0
Oct 31	Den	W	1/0	2	2	0	1.0	7.0	0	0	0	0	0	0
Nov 14	StL	W	1/0	1	1	0	0.0	0.0	0	0	0	0	0	0
Nov 21	TB	L	1/0	1	1	0	0.0	0.0	0	0	0	0	0	0
Nov 29	at Arz	W	1/0	1	1	0	0.0	0.0	0	0	0	0	0	0
Dec 5	at GB	L	1/1	5	4	1	2.0	13.0	0	0	0	0	0	0
Dec 12	Sea	W	1/0	1	0	1	0.0	0.0	0	0	0	0	0	0
Dec 16	at SD	L	1/0	2	2	0	0.0	0.0	0	0	0	0	0	0
Dec 26	at StL	L	1/0	3	2	1	0.0	0.0	0	0	0	0	0	0
Jan 2	Arz	W	1/0	5	4	1	1.0	6.0	1	32	1	0	0	0
<b>TOTALS</b>			<b>15/1</b>	<b>33</b>	<b>27</b>	<b>6</b>	<b>5.0</b>	<b>33.0</b>	<b>1</b>	<b>32</b>	<b>2</b>	<b>0</b>	<b>0</b>	<b>0</b>

### 2011 (San Francisco)

Date	Opp	W/L	P/S	Tot	Sol	Ast	Sk	Yds	Int	Yds	PD	FF	FR	Yds
Sep 11	Sea	W	1/1	5	2	3	0.0	0.0	0	0	1	0	0	0
Sep 18	Dal	L	1/1	3	3	0	0.0	0.0	0	0	1	0	0	0
Sep 25	at Cin	W	1/1	5	3	2	1.0	8.0	0	0	0	0	0	0
Oct 2	at Phi	W	1/1	5	3	2	0.0	0.0	0	0	1	0	0	0
Oct 9	TB	W	1/1	1	1	0	0.0	0.0	0	0	0	0	0	0
Oct 16	at Det	W	1/1	4	4	0	1.0	7.0	0	0	0	0	0	0
Oct 30	Cle	W	1/1	3	3	0	2.0	7.0	0	0	0	1	0	0
Nov 6	at Was	W	1/1	6	5	1	1.0	3.0	0	0	0	0	0	0
Nov 13	NYG	W	1/1	3	2	1	0.0	0.0	0	0	0	0	0	0
Nov 20	Arz	W	1/1	3	3	0	1.0	8.0	0	0	0	0	0	0
Nov 24	at Bal	L	1/1	3	2	1	0.0	0.0	0	0	0	0	0	0
Dec 4	StL	W	1/1	3	1	2	0.0	0.0	0	0	0	0	0	0
Dec 11	at Arz	L	1/1	2	2	0	0.0	0.0	0	0	0	0	0	0
Dec 19	Pit	W	1/1	9	4	5	0.0	0.0	0	0	0	0	0	0
Dec 24	at Sea	W	1/1	1	1	0	0.0	0.0	0	0	0	0	0	0
Jan 1	at StL	W	1/1	3	2	1	1.0	11.0	0	0	0	0	0	0
<b>TOTALS</b>			<b>16/16</b>	<b>59</b>	<b>41</b>	<b>18</b>	<b>7.0</b>	<b>44.0</b>	<b>0</b>	<b>0</b>	<b>3</b>	<b>1</b>	<b>0</b>	<b>0</b>

### 2011 Postseason (San Francisco)

Date	Opp	W/L	P/S	Tot	Sol	Ast	Sk	Yds	Int	Yds	PD	FF	FR	Yds
Jan 14	NO	W	1/1	4	3	1	1.0	7.0	0	0	1	0	0	0
Jan 22	NYG	L	1/1	5	1	4	0.0	0.0	0	0	0	0	0	0
<b>TOTALS</b>			<b>2/2</b>	<b>9</b>	<b>4</b>	<b>5</b>	<b>1.0</b>	<b>7.0</b>	<b>0</b>	<b>0</b>	<b>1</b>	<b>0</b>	<b>0</b>	<b>0</b>

# SAN FRANCISCO 49ERS

## BROOKS' GAME-BY-GAME

### 2012 (San Francisco)

Date	Opp	W/L	P/S	Tot	Sol	Ast	Sk	Yds	Int	Yds	PD	FF	FR	Yds
Sep 9	at GB	W	1/1	4	2	2	1.0	7.0	0	0	0	0	0	0
Sep 16	Det	W	1/1	2	1	1	0.0	0.0	0	0	1	0	0	0
Sep 23	at Min	L	1/1	10	9	1	0.0	0.0	0	0	0	1	0	0
Sep 30	at NYJ	W	1/1	3	2	1	1.0	6.0	0	0	0	0	0	0
Oct 7	Buf	W	1/1	3	2	1	1.0	11.0	0	0	0	0	0	0
Oct 14	NYG	L	1/1	3	1	2	0.0	0.0	0	0	0	0	0	0
Oct 18	Sea	W	1/1	3	3	0	0.0	0.0	0	0	0	0	0	0
Oct 29	at Arz	W	1/1	5	2	3	1.0	5.0	0	0	0	0	0	0
Nov 11	StL	T	1/1	8	6	2	0.0	0.0	0	0	3	1	0	0
Nov 19	Chi	W	1/1	4	3	1	0.0	0.0	0	0	0	0	0	0
Nov 25	at NO	W	1/1	9	5	4	1.5	11.5	1	50	1	0	0	0
Dec 2	at StL	L	1/1	6	4	2	0.0	0.0	0	0	1	0	0	0
Dec 9	Mia	W	1/1	4	3	1	0.0	0.0	0	0	0	0	0	0
Dec 16	at NE	W	1/1	1	1	0	0.0	0.0	0	0	0	0	0	0
Dec 23	at Sea	L	1/1	6	3	3	0.0	0.0	0	0	0	0	0	0
Dec 30	Arz	W	1/1	3	3	0	1.0	9.0	0	0	0	0	0	0
<b>TOTALS</b>			<b>16/16</b>	<b>74</b>	<b>50</b>	<b>24</b>	<b>6.5</b>	<b>49.5</b>	<b>1</b>	<b>50</b>	<b>6</b>	<b>2</b>	<b>0</b>	<b>0</b>

### 2014

Date	Opp	W/L	P/S	Tot	Sol	Ast	Sk	Yds	Int	Yds	PD	FF	FR	Yds
Sep 7	at Dal	W	1/1	2	1	1	1.0	6.0	0	0	0	0	0	0
Sep 14	Chi	L	1/1	1	1	0	0.0	0.0	0	0	0	0	0	0
Sep 21	at Arz	L	1/1	4	3	1	0.0	0.0	0	0	0	0	0	0
Sep 28	Phi	W	1/1	1	1	0	0.0	0.0	0	0	0	0	0	0
Oct 5	KC	W	1/1	1	1	0	0.0	0.0	0	0	1	0	0	0
Oct 13	at StL	W	1/1	4	3	1	2.0	11.0	0	0	0	0	0	0
Oct 19	at Den	L	1/1	2	2	0	0.0	0.0	0	0	0	0	0	0
Nov 2	StL	L	1/1	1	1	0	0.0	0.0	0	0	0	0	0	0
Nov 9	at NO	W	1/1	8	4	4	1.0	0.0	0	0	0	1	0	0
Nov 16	at NYG	W	1/1	0	0	0	0.0	0.0	0	0	0	0	0	0
Nov 23	Was	W	1/1	8	4	4	0.0	0.0	0	0	1	0	1	0
Nov 27	Sea	L	1/1	6	5	1	1.0	1.0	0	0	1	0	0	0
Dec 7	at Oak	L	—	—	—	—	—	—	—	—	—	—	—	—
Dec 14	at Sea	L	1/1	4	4	0	1.0	3.0	0	0	0	0	0	0
Dec 20	SD	L	—	—	—	—	—	—	—	—	—	—	—	—
Dec 28	Arz	W	—	—	—	—	—	—	—	—	—	—	—	—
<b>TOTALS</b>			<b>13/13</b>	<b>42</b>	<b>30</b>	<b>12</b>	<b>6.0</b>	<b>21.0</b>	<b>0</b>	<b>0</b>	<b>3</b>	<b>1</b>	<b>1</b>	<b>0</b>

### 2012 Postseason (San Francisco)

Date	Opp	W/L	P/S	Tot	Sol	Ast	Sk	Yds	Int	Yds	PD	FF	FR	Yds
Jan 12	GB	W	1/1	4	2	2	0.0	0.0	0	0	0	0	0	0
Jan 20	at Atl	W	1/1	1	0	1	0.0	0.0	0	0	2	0	0	0
Feb 3	Bal	L	1/1	6	6	0	1.0	8.0	0	0	0	0	0	0
<b>TOTALS</b>			<b>3/3</b>	<b>11</b>	<b>8</b>	<b>3</b>	<b>1.0</b>	<b>8.0</b>	<b>0</b>	<b>0</b>	<b>2</b>	<b>0</b>	<b>0</b>	<b>0</b>

### 2013 (San Francisco)

Date	Opp	W/L	P/S	Tot	Sol	Ast	Sk	Yds	Int	Yds	PD	FF	FR	Yds
Sep 8	GB	W	1/1	2	1	1	0.0	0.0	0	0	1	0	0	0
Sep 15	at Sea	L	1/1	12	9	3	1.0	8.0	0	0	0	0	0	0
Sep 22	Ind	L	1/1	8	8	0	0.0	0.0	0	0	0	0	0	0
Sep 26	at StL	W	1/1	9	7	2	1.5	2.5	0	0	1	0	0	0
Oct 6	Hou	W	1/1	2	2	0	0.0	0.0	0	0	0	0	0	0
Oct 13	Arz	W	1/1	2	2	0	0.0	0.0	0	0	0	0	0	0
Oct 20	at Ten	W	1/1	3	3	0	1.0	9.0	0	0	1	0	0	0
Oct 27	at Jax	W	1/1	4	3	1	0.0	0.0	0	0	0	0	0	0
Nov 10	Car	L	1/1	6	6	0	2.0	20.0	0	0	1	0	0	0
Nov 17	at NO	L	1/1	4	3	1	1.0	10.0	1	22	1	1	1	0
Nov 25	at Was	W	1/1	6	5	1	2.0	23.0	0	0	1	0	0	0
Dec 1	StL	W	1/1	0	0	0	0.0	0.0	0	0	0	0	0	0
Dec 8	Sea	W	1/1	7	5	2	0.0	0.0	0	0	1	0	0	0
Dec 15	at TB	W	1/1	3	2	1	0.0	0.0	0	0	0	0	0	0
Dec 23	Atl	W	1/1	3	1	2	0.0	0.0	0	0	0	0	0	0
Dec 29	at Arz	W	1/1	3	3	0	0.0	0.0	0	0	0	0	0	0
<b>TOTALS</b>			<b>16/16</b>	<b>74</b>	<b>60</b>	<b>14</b>	<b>8.5</b>	<b>72.5</b>	<b>1</b>	<b>22</b>	<b>7</b>	<b>1</b>	<b>1</b>	<b>0</b>

### 2013 Postseason (San Francisco)

Date	Opp	W/L	P/S	Tot	Sol	Ast	Sk	Yds	Int	Yds	PD	FF	FR	Yds
Jan 5	at GB	W	1/1	9	8	1	2.0	10.0	0	0	0	1	0	0
Jan 12	at Car	W	1/1	11	8	3	2.5	11.0	0	0	0	0	0	0
Jan 19	at Sea	L	1/1	5	2	3	0.0	0.0	0	0	0	0	0	0
<b>TOTALS</b>			<b>3/3</b>	<b>25</b>	<b>18</b>	<b>7</b>	<b>4.5</b>	<b>21.0</b>	<b>0</b>	<b>0</b>	<b>0</b>	<b>1</b>	<b>0</b>	<b>0</b>



# TRENT BROWN

77

HT	WT	COLLEGE	
6-8	355	FLORIDA	OL
BORN 4.13.93 // ALBANY, GA // WESTOVER HS, ALBANY, GA ROOKIE // ACQUIRED D-7A IN '15			

## 2015 HIGHLIGHTS

- Made his NFL debut and was part of an offensive line group that helped the team rush for 230 total yds. vs. Min (9/14), the most in franchise history during a season opening game. The O-Line helped pave the way for RB Carlos Hyde as he rushed for a NFL Week 1-high of 168 yds. and 2 TDs.
- The 49ers offensive line did not allow a sack on 25 atts. by QB Blaine Gabbert vs. Atl. (11/8), and helped pave the way for 133 yds. rushing. It marked the first time the 49ers did not allow a sack in a game since 10/13/14 at StL (36 atts.).
- Made the first start of his NFL career at Det. (12/27).

## BROWN'S GOLDEN NUGGETS

- Measured as the largest offensive lineman at the 2015 NFL Combine in height, weight and arm length and tied with two other participants with 10 7/8" hands.
- Started his collegiate career by playing two years at Georgia Military College before transferring to Florida.
- Played with fellow 2015 49ers draft pick Ian Silberman as a junior at Florida in 2013.

## GOLDMINE

- Between the Senior Bowl and the NFL Combine, Brown dropped 30 lbs. in three weeks. "I didn't have the funds to really eat healthy so that was the reason my weight was so high. It fluctuated. But, now that I have the funds and the means of income to eat healthy, I can maintain a healthy playing weight."

## BROWN'S CAREER STATISTICS

GAMES/STARTS – 4/1; 2015 (4/1)

### Milestones:

NFL Debut: vs. Min. (9/14/15); First Start: at Det. (12/27/15)

## BROWN'S TRANSACTIONS

Originally the first of two 7th-round (244th overall) draft choices by SF in 2015.



**COLLEGE**

Played in 23 games (11 starts) for the Gators. In 2014, played in 11 games (6 starts) and helped pave the way for 187.7 rushing yds. per game, including five games over 200 yds. In 2013, played in 12 games (5 starts). Started the year on the field goal unit and was a reserve at tackle before taking over the starting job against Georgia when Tyler Moore was lost for the year due to injury.

**PERSONAL**

- Spent two years at Georgia Military College after graduating high school in 2011, and was named a second-team NJCAA Football All-America in 2012.
- At GMC in 2012, was part of a team that averaged 188 yds. rushing per game
- Brother, Reggie Brown, Jr., played basketball at Fresno Pacific.



# REGGIE BUSH

23

HT	WT	COLLEGE	RB
6-0	205	SOUTHERN CALIFORNIA	
BORN 3.2.85 // LA MESA, CA // HELIX HS, LA MESA, CA 10TH YEAR // ACQUIRED FA IN '15			

## AWARDS & HONORS

**2006:** PFW/PFWA All-Rookie Team, Diet Pepsi Rookie of the Week (Week 1), NFC Special Teams Player of the Week (Week 5), NFC Offensive Player of the Week (Week 13), NFC Offensive Rookie of the Month (December),

**2008:** *The Sporting News* - All-Pro, NFC Special Teams Player of the Week (Week 5)

## CAREER HIGHLIGHTS

- Ranks t-2nd among active running backs in recpts. (470), ranks 3rd in rec. yds. (3,508) and t-3rd in rec. TDs (18).
- Has registered at least one regular season TD against 26 of 32 NFL teams.
- In 2013, registered his second 1,000-yd. season in three years as he led Det. with 1,006 yds. on 223 carries and 4 TDs. Also added 506 rec. yds. and 3 rec. TDs.
- Registered the longest TD recept. of his career with a 77-yd. TD vs. Min. (9/8/13).
- Rushed for 117 yds. on 20 carries (5.9 avg.) vs. GB (11/28/13), reaching 5,000 yds. rushing in his career.
- Led Mia. in rushing for the second consecutive season in 2012 with 98d yds. and 6 TDs on 227 carries.
- Recorded a career-high 1,086 rushing yds. on 216 carries including 6 TDs in 2011. It marked the first time in his career to register 1,000-or-more rushing yds.
- Registered a single game career-high 203 rushing yds. on 25 carries (8.1 avg.) at Buf. (12/18/11).
- Won Super Bowl XLIV as a member of the New Orleans Saints.
- Reached the end zone on the ground for the third consecutive game vs. Atl. (11/2/09) for the first time in his career.
- Earned NFC Special Teams Player of the Week for his Week 5 performance vs. Min. (10/6/08) where he returned 5 punts for 176 yds. (35.2 avg.) and 2 TDs.
- Recorded his first game with 100-or-more rushing yds. at NYG (12/24/06), finishing with 126 yds. and 1 TD on 20 atts. (6.3 avg.).
- Was named NFC Offensive Player of the Week for his Week 13 performance vs. SF (12/3/06) where he registered a career-high 3 rushing TDs and added 131 rec. yds. and 1 TD on 9 recpts.
- Had 7 recpts. for 132 yds. and 1 TD at Chi. (1/21/07 - NFC-C).

### MOST RECPTS. AMONG ACTIVE RBs

Player	Recpts.
1. Matt Forte	481
2t. Reggie Bush	470
Darren Sproles	470
3. Steven Jackson	460
4. Frank Gore	374

## BUSH'S GOLDEN NUGGETS

- Has registered at least one regular season TD against 26 of the 32 NFL teams (Arz., Det., Hou., NO, NYJ, SD).
- Is the leader among active running backs in receptions with 467.
- Helped set a world record of cooking 500 steaks simultaneously to show appreciation for local police and firefighters in May of 2014.
- Participated in the "Futbol meets Football" campaign during the 2010 Soccer World Cup in South Africa, where he put on a full soccer uniform and David Beckham donned the football shoulder pads and helmet.
- Partnered with Ralphs and Tide to put on the Unplug and Play Reggie Bush ProCamp in La Mesa, CA during July of 2015 where he highlighted the finer points of football while campers experienced stations of fundamental football skills and participated in touch football games.
- Twice served as a guest co-host with Kelly Ripa on her national morning show, "LIVE! With Kelly."

## BUSH'S GAME-BY-GAME

2015

Date	Opp	W/L	P/S	Rsh	Yds	Avg	Lg	TD	Rec	Yds	TD
Sep 14	Min	W	1/0	2	8	4.0	8	0	0	0	0
Sep 20	at Pit	L	—	—	INACTIVE (Calf)		—	—	—	—	—
Sep 27	at Arz	L	—	—	INACTIVE (Calf)		—	—	—	—	—
Oct 4	GB	L	1/0	1	0	0.0	0	0	1	6	0
Oct 11	at NYG	L	1/0	1	-1	-1.0	-1	0	0	0	0
Oct 18	Bal	W	—	—	INACTIVE (Calf)		—	—	—	—	—
Oct 22	Sea	L	1/0	4	21	5.3	9	0	3	13	0
Nov 1	at StL	L	1/1	0	0	—	—	0	0	0	0

PLACED ON INJURED RESERVE (Knee) ON 11/3

TOTALS			5/1	8	28	3.5	9	0	4	19	0
--------	--	--	-----	---	----	-----	---	---	---	----	---

## GOLDMINE

- Prior to the 2012 season, Bush twice served as guest co-host with Kelly Ripa on her national morning TV show, "LIVE! With Kelly." Bush made his first appearance on the show in January as the guests included movie star Mark Wahlberg. He returned to the show on May 18, where he interviewed fellow USC alumnus and "Blue Bloods" star, Tom Selleck.



- During his time in Detroit, Bush teamed up with Carhartt, a clothing brand that is the designer of workwear, lifestyle, men's women's, kids', footwear and personal protective clothing, in an effort to give appreciation to local police and firefighters. He attended an appreciation barbeque that included the cooking of 500 steaks simultaneously, which set a world record. Said Bush, "We are honoring the men and women, the true heroes of our community; police officers and firefighters. These people, every time they step out of the house they're putting their life on the line to make our community a safer place. My mom was actually a police officer, so this one is near and dear to my heart for me and we really appreciate the work that they do for us and making the community a safer place."

- As a member of the Saints in 2010, Bush visited South Africa to cheer on the U.S. national soccer team in the World Cup. In the "Futbol Meets Football" campaign, Reggie and soccer star David Beckham matched skills in a great series of ads that featured Reggie taking penalty kicks and Beckham in a helmet and shoulder pads. Bush said, "That was cool. He was with Real Madrid at the time, before he came to L.A. It was cool, getting the chance to meet him and talk to him. I was kind of sizing him up a little bit."
- Following his selection by the Saints in the 2006 NFL Draft, Bush became heavily involved in the community. He donated \$86,000 to resurface the field at Tad Gormley Stadium so high school athletics could be played again at the stadium. He also donated 12 vehicles to New Orleans, state and government agencies, served as a regional spokesman for the Make-A-Wish Foundation.
- Bush partnered with Ralphs and Tide to put on the "Unplug and Play Reggie Bush ProCamp" in La Mesa, CA during July of 2015. He highlighted the finer points of football as campers experienced various stations specializing in fundamental football skills and participated in touch football games.



# SAN FRANCISCO 49ERS

## BUSH'S CAREER STATISTICS

YEAR	TEAM	GP	GS	ATT	RUSHING				NO	RECEIVING			
					YDS	AVG	LG	TD		YDS	AVG	LG	TD
2006	NO	16	7	155	565	3.6	18	6	88	742	8.4	74	2
2007	NO	12	10	157	581	3.7	22	4	73	417	5.7	25	2
2008	NO	10	9	106	404	3.8	43	2	52	440	8.5	42t	4
2009	NO	14	8	70	390	5.6	55	5	47	335	7.1	29	3
2010	NO	8	6	36	150	4.2	23	0	34	208	6.1	20	1
2011	MIA	15	15	216	1,086	5.0	76t	6	43	296	6.9	34	1
2012	MIA	16	16	227	986	4.3	65t	6	35	292	8.3	25	2
2013	DET	14	14	223	1,006	4.5	39	4	54	506	9.4	77t	3
2014	DET	11	9	76	297	3.9	26t	2	40	253	6.3	28	0
2015	SF	5	1	8	28	3.5	9	0	4	19	4.8	8	0
<b>TOTALS</b>		<b>121</b>	<b>95</b>	<b>1,274</b>	<b>5,493</b>	<b>4.3</b>	<b>76t</b>	<b>35</b>	<b>470</b>	<b>3,508</b>	<b>7.5</b>	<b>77t</b>	<b>18</b>

### PLAYOFFS

YEAR	TEAM	GP	GS	ATT	RUSHING				NO	RECEIVING			
					YDS	AVG	LG	TD		YDS	AVG	LG	TD
2006	NO	2	1	16	71	4.4	25	1	10	154	15.4	88t	1
2009	NO	3	2	17	117	6.9	46t	1	10	95	9.5	28	1
2010	NO	1	1	5	12	2.4	4	0	5	37	7.4	14	0
2014	DET	1	1	8	37	4.6	18t	1	3	10	3.3	9	0
<b>TOTALS</b>		<b>7</b>	<b>5</b>	<b>46</b>	<b>237</b>	<b>5.2</b>	<b>46t</b>	<b>3</b>	<b>28</b>	<b>296</b>	<b>10.6</b>	<b>88t</b>	<b>2</b>

### Additional Statistics:

**Fumbles—Lost — 32—18:** 2—2 in 2006, 8—3 in 2007, 3—2 in 2008, 4—2 in 2009, 2—1 in 2010, 4—2 in 2011, 4—2 in 2012, 5—4 in 2013; Postseason — 3: 1—0 in 2006, 1—1 in 2009, 1—0 in 2014

**Fumble Recoveries — 12:** 2006 (1); 2007 (3); 2009 (2); 2010 (2); 2011 (3); 2013 (1)

**Fumble Recovery Yards — 5:** 2006 (5)

**Punt Returns:** Regular Season — 100: 2006 (28); 2007 (3); 2008 (20); 2009 (27); 2010 (14); 2011 (6); 2015 (2); Postseason — 11; 2006 (6); 2009 (5)

**Punt Return Yards:** Regular Season — 781: 2006 (216); 2007 (12); 2008 (270); 2009 (130); 2010 (92); 2011 (52); 2015 (9); Postseason — 144; 2006 (31); 2009 (113)

**Kickoff Returns:** Regular Season — 1: 2010 (1)

**Kickoff Return Yards:** Regular Season — 32: 2010 (32)

**Special Teams TDs:** Regular Season — 4: 2006 (1); 2008 (3); Postseason — 1; 2009 (1)

### Milestones:

**NFL Debut:** at Cle. (9/10/06); **First Start:** at GB (9/17/06); **100th Career Game:** at Pit. (11/17/13); **First Rushing TD:** at Pit. (11/12/06 — 15-yd. run); **25th Rushing TD:** vs. Oak. (9/16/12 — 65-yd. run); **First Receiving TD:** vs. SF (12/3/06 — 5-yd. pass from QB Drew Brees); **100-yd. Games:** 11, Last vs. GB (11/28/13 — 117 yds.); **200-yd. Games:** 1, at Buf. (12/18/11 — 203 yds.); **5,000 Career Rushing Yds:** vs. GB (11/28/13); **2 TD Games:** 4, Last vs. Oak. (9/16/12); **First 100-yd. Receiving Game:** vs. SF (12/3/06); **100-yd. Receiving Games:** 4, Last vs. Min. (9/8/13)

## BUSH'S CAREER HIGHS

**Rushes:** Regular Season — 26 vs. Oak. (9/16/12); Postseason — 12 vs. Phi. (1/13/07)

**Rushing Yards:** Regular Season — 203 at Buf. (12/18/11); Postseason — 84 vs. Arz. (1/16/10)

**Long Rush:** Regular Season — 76t at Buf. (12/18/11); Postseason — 46t vs. Arz. (1/16/10)

**Touchdown Rushes:** Regular Season — 3 vs. SF (12/3/06); Postseason — 1 (3 times) Last at Dal. (1/4/15)

**Receptions:** Regular Season — 12 at Hou. (11/18/07); Postseason — 7 at Chi. (1/21/07)

**Receiving Yards:** Regular Season — 131 vs. SF (12/3/06); Postseason — 132 at Chi. (1/21/07)

**Long Reception:** Regular Season — 77t vs. Min. (9/8/13); Postseason — 88t at Chi. (1/21/07)

**TD Receptions:** Regular Season — 2 (2 times) Last vs. Buf. (12/23/12); Postseason — 1 (2 times) Last vs. Min. (1/24/10)

**Punt Returns:** Regular Season — 5 (2 times) Last at Mia. (10/25/09); Postseason — 3 (3 times) Last vs. Arz. (1/16/10)

**Punt Return Yards:** Regular Season — 176 vs. Min. (10/6/08); Postseason — 109 vs. Arz. (1/16/10)

## BUSH'S TRANSACTIONS

Originally drafted in the 1st round (2nd overall) by NO in the 2006 NFL Draft...Placed on the Injured Reserve List on 12/17/08...Traded to Mia. on 7/29/11...Declared a FA on 3/12/13...Signed a four-year contract with Det. on 3/13/13...Released by Det. on 2/25/15...Signed a one-year contract with SF on 3/18/15...Placed on the Injured Reserve List on 11/3/15.



## 2014 (DETROIT)

- Registered a game-high 61 rushing yds. on 12 carries (5.1 avg.) and his first TD of the season vs. GB (9/21).
- Had 54 rushing yds. on 7 carries (7.7 avg.) and 1 TD at Chi. (12/21). Also added 6 repts. for 44 yds.
- Rushed for 37 yds. and 1 TD on 8 atts., while also adding 3 repts. for 10 yds. at Dal. (1/4/15 - NFC-W).

## 2013 (DETROIT)

- Led the team with 1,512 total yds. (1,006 rushing yds., 506 receiving yds.), starting in 14 games played, including 7 total TDs (4 rush, 3 rec).
- In his Lions debut vs. Min. (9/8), registered 101 rec. yds. including a career-long 77 yd. repts. and 1 TD. Also added 90 rushing yds.
- Rushed for 139 yds. and 1 TD on 18 carries (7.7 avg.) vs. Chi. (9/29).
- Had 78 rushing yds. on 17 atts. along with 5 repts. for 57 yds. and 1 TD at Cle. (10/13). Marked the third time in the first six games of the season that Bush totaled 135-or-more total yds. from scrimmage.
- Registered 105 rushing yds. on 14 carries (7.5 avg.) at Chi. (11/10).
- Rushed for 117 yds. on 20 atts. (5.9 avg.) with 1 TD and had 5 repts. for 65 yds. vs. GB (11/28). He surpassed 5,000 career rushing yds. for his career.
- Led the team with 86 rushing yds. and 1 TD on 17 carries vs. Bal. (12/16).

## 2012 (MIAMI)

- Started all 16 games and registered 986 rushing yds. and 6 TDs on 227 atts.
- Rushed for a season-high 172 yds. and 2 TDs on 26 carries (6.6 avg.) vs. Oak. (9/16).
- Led the team with 87 rushing yds. and 1 TD vs. Sea. (11/25).
- Registered 100-or-more rushing yds. for the second time throughout the season as he finished with 104 rushing yds. vs. Jax. (12/16).
- Had 65 rushing yds. and 1 TD to go along with 42 rec. yds. and 2 rec. TDs vs. Buf. (12/23). It marked just the second time in his career with 2-or-more rec. TDs in a single game.

## 2011 (MIAMI)

- Registered a career high and ranked 11th in the NFL with 1,086 rushing yds. and 6 TDs on 216 atts. during his first season with the Dolphins.
- In his Dolphins debut vs. NE (9/12), had 11 carries for 38 yds. while leading the team with 9 repts. for 56 yds. and 1 TD.
- Led the team with 103 rushing yds. on 15 atts. (6.9 avg.) at NYG (10/30).
- Rushed for a team-high 47 yds. and 2 TDs vs. Was. (11/13).
- Eclipsed the 100-yd. plateau for the 2nd time in the season, rushing for 100 yds. and 1 TD on 22 carries vs. Oak. (12/4).
- Led the team in both rushing and receiving vs. Phi. (12/11) with 14 carries for 103 yds. (7.4 avg.) and 5 repts. for 27 yds.
- Had a single-game career-high 203 rushing yds. and 1 TD on 25 carries (8.1 avg.) at Buf. (12/18).
- Reached 100-or-more rushing yds. for the fourth consecutive week at NE (12/24), finishing with 113 yds. on 22 carries.

## 2010 (NEW ORLEANS)

- Led all Saints RBs with 208 rec. yds. and 1 TD in 8 games played.
- Had his only rec. TD of the season at SF (9/20).
- Registered a game-high 70 rushing yds. and 2 TDs on 9 carries (7.8 avg.) vs. TB (1/2/11). Also ranked 2nd on the team with 55 rec. yds. on 5 repts.

## 2009 (NEW ORLEANS)

- Had a rushing TD in three consecutive weeks for the first time in his career [vs. NYG (10/18), at Mia. (10/25) and vs. Atl. (11/2)].
- Registered a team-high 83 rushing yds. and 1 TD on 6 carries (13.8 avg.) at StL (11/15). Also added 15 rec. yds. and 1 TD.
- Led the team with 2 rec. TDs at Atl. (12/13), marking his first career game with 2-or-more rec. TDs.
- Rushed for a team-high 84 yds. and 1 TD on 5 carries (16.8 avg.) vs. Arz. (1/16/10 - NFC - D). Set a Saints franchise postseason record with a 46-yd. TD run. Returned 3 punts for 109 yds. (36.3 avg.) and 1 TD.
- Had 2 repts. for 33 yds. and 1 TD vs. Min. (1/24/10 - NFC - C).

## 2008 (NEW ORLEANS)

- Registered a season-high 112 rec. yds. and 1 TD on 8 repts. in the season opener vs. TB (9/7).
- Had a team-high 63 rec. yds. at Was. (9/14) while also adding 28 rushing yds. Took his only punt return of the game 55 yds. for a TD.
- Gained 73 rushing yds. on 18 carries with 1 TD at Den. (9/21), to go along with 75 rec. yds. and 1 TD on a game-high 11 repts.
- Earned NFC Special Teams Player of the Week honors after returning 5 punts for 176 yds. (35.2 avg.) and 2 TDs vs. Min. (10/6), including a career-long 71-yd. return for a TD.
- Registered at least 1 rushing TD and 1 TD repts. in the same game for the second time of the season vs. Oak. (10/12).
- Rushed for 80 yds. on 10 carries and caught 3 repts. for 26 yds. and 1 TD vs. Atl. (12/7).

## 2007 (NEW ORLEANS)

- Rushed for a team-high 581 yds. and 4 TDs on 157 carries in 12 games played.
- Registered the second multi-rushing TDs of his career vs. Ten. (9/24). Caught the 100th repts. of his career, becoming the second-fastest player in NFL history to reach 100 career repts.
- Registered a game high and season-high 97 rushing yds. at Sea. (10/14).
- Led the team with 72 rushing yds. and 1 TD vs. Jax. (11/4). Also added 43 rec. yds. and 1 rec. TD.
- Had a team high and set a new career high with 12 repts. for 70 yds. at Hou. (11/18). His 12 repts. were the second-most in team history by a RB (FB Tony Galbreath - 14 at GB, 9/10/78).

## 2006 (NEW ORLEANS)

- Saw action in all 16 games (eight starts) of his rookie season and registered 565 rushing yds. and 6 TDs on 155 carries. Had a career-high 742 rec. yds. and 2 TDs on a team-high 88 receipts.
- Made his NFL debut in the season opener at Cle. (9/10) where he registered 15 carries for 67 yds. and 7 receipts. for 52 yds.
- Was named NFC Special Teams Player of the Week after returning 3 punts for 75 yds. (25.0 avg.) including a 65-yd. TD vs. TB (10/8).
- Rushed for 37 yds. and 3 TDs on 10 carries and caught 9 passes for 131 yds. and his first career rec. TD vs. SF (12/3). His 4 total TDs tied a Saints franchise record. Earned NFC Offensive Player of the Week honors.
- Recorded his first career 100-yd. rushing game at NYG (12/24), where he finished with 126 yds. and 1 TD on 20 carries.
- In the first playoff game of his career, rushed for 52 yds. and 1 TD vs. Phi. (1/13/07 - NFC-D).
- Had a game-high 132 rec. yds. on 7 receipts., including an 88-yd. TD at Chi. (1/21/07 - NFC-C).

## COLLEGE

Played in 39 games (15 starts) for the Trojans where he finished his career with 3,169 yds. and 25 TDs on 433 carries. Also added 95 receipts. for 1,301 yds. (13.7 avg.) and 13 TDs while returning 44 punts for 559 yds. and 3 TDs. Was named AP Player of the Year, Walter Camp Player of the Year and was a unanimous All-American selection in 2005. Set a school and conference season record with 2,890 all-purpose yards that season, the third-best season total in Division I-A history. In 2004, gained 2,330 all-purpose yards, becoming the 12th player in NCAA history to gain over 2,000 all-purpose yds. twice. In 2003, set a freshman school record with 1,330 all-purpose yds.

## PERSONAL

- Attended Helix (La Mesa, CA) HS where he was a 2002 Parade Magazine All-American and USA Today All-USA selection. Rushed for 4,995 yds. (12.0 avg.) and scored 450 points throughout his high school career. Was teammates of Kansas City Chiefs QB Alex Smith.
- While with the Saints, donated 12 vehicles to New Orleans state and government agencies, became a regional spokesman for the Make-A-Wish Foundation and his corporate sponsorships all included charitable components for programs in the New Orleans region.
- Majored in political science at USC.
- Reggie and his wife, Lilit, have one daughter, Briseis.

## INJURY REPORT

- 2007:** Inactive for the final 4 games of the season [at Atl. (12/10), vs. Arz. (12/16), vs. Phi. (12/23) and at Chi. (12/30)] with a knee injury.
- 2008:** Inactive for 4 games [vs. SD (10/26), at Atl. (11/9), at KC (11/16) and vs. GB (11/24)] with a knee injury. Was later placed on the Injured Reserve List on 12/17 with a knee injury.
- 2009:** Sidelined with a knee injury at TB (11/22) and vs. NE (11/30).
- 2010:** Inactive for 8 games [vs. Atl. (9/26), vs. Car. (10/3), at Arz. (10/10), at TB (10/17), vs. Cle. (10/24), vs. Pit. (10/31), at Car. (11/7) and vs. Sea. (11/21)] with a leg injury.
- 2011:** Was Inactive for the final game of the season vs. NYJ (1/1/12) with a knee injury.
- 2013:** Inactive at Was. (9/22) with a knee injury and at Phi. (12/8) with a calf injury.
- 2014:** Inactive for 4 games [at Min. (10/12), at Atl. (11/16) and at NE (11/23)] with an ankle injury and vs. Chi. (11/27) with an ankle/back injury.
- 2015:** Inactive for 3 games [at Pit. (9/20), at Arz. (9/27) and vs. Bal. (10/18)] with a calf injury. Placed on the Injured Reserve List with a knee injury on 11/3.

# SAN FRANCISCO 49ERS

## BUSH'S GAME-BY-GAME

### 2006 (New Orleans)

Date	Opp	W/L	P/S	Rsh	Yds	Avg	Lg	TD	Rec	Yds	TD
Sep 10	at Cle	W	1/0	15	67	4.5	18	0	7	52	0
Sep 17	at GB	W	1/1	6	5	0.8	6	0	8	68	0
Sep 25	Atl	W	1/0	13	53	4.1	13	0	4	19	0
Oct 1	at Car	L	1/0	11	22	2.0	5	0	4	48	0
Oct 8	TB	W	1/0	9	23	2.6	10	0	11	63	0
Oct 15	Phi	W	1/0	11	26	2.4	7	0	4	35	0
Oct 29	Bal	L	1/0	5	16	3.2	11	0	4	5	0
Nov 5	at TB	W	1/1	11	-5	-0.5	3	0	4	22	0
Nov 12	at Pit	L	1/0	10	49	4.9	15t	1	7	40	0
Nov 19	Cin	L	1/1	13	51	3.9	8	0	8	58	0
Nov 26	at Atl	W	1/0	5	24	4.8	12	0	3	21	0
Dec 3	SF	W	1/1	10	37	3.7	10t	3	9	131	1
Dec 10	at Dal	W	1/0	6	37	6.2	16	0	6	125	1
Dec 17	Was	L	1/1	7	14	2.0	9	0	5	19	0
Dec 24	at NYG	W	1/1	20	126	6.3	18	1	2	23	0
Dec 31	Car	L	1/1	3	20	6.7	12	1	2	13	0
<b>TOTALS</b>			<b>16/7</b>	<b>155</b>	<b>565</b>	<b>3.6</b>	<b>18</b>	<b>6</b>	<b>88</b>	<b>742</b>	<b>2</b>

### 2006 Postseason (New Orleans)

Date	Opp	W/L	P/S	Rsh	Yds	Avg	Lg	TD	Rec	Yds	TD
Jan 13	Phi	W	1/0	12	52	4.3	25	1	3	22	0
Jan 21	at Chi	L	1/1	4	19	4.8	12	0	7	132	1
<b>TOTALS</b>			<b>2/1</b>	<b>16</b>	<b>71</b>	<b>4.4</b>	<b>25</b>	<b>1</b>	<b>10</b>	<b>154</b>	<b>1</b>

### 2007 (New Orleans)

Date	Opp	W/L	P/S	Rsh	Yds	Avg	Lg	TD	Rec	Yds	TD
Sep 6	at Ind	L	1/0	12	38	3.2	9	0	4	7	0
Sep 16	at TB	L	1/1	10	27	2.7	10	0	6	43	0
Sep 24	Ten	L	1/1	7	15	2.1	6	2	6	20	0
Oct 7	Car	L	1/1	21	67	3.2	13	0	9	52	0
Oct 14	at Sea	W	1/1	19	97	5.1	22	0	6	44	0
Oct 21	Atl	W	1/1	17	54	3.2	9	0	5	19	1
Oct 28	at SF	W	1/1	10	64	6.4	20	0	7	49	0
Nov 4	Jax	W	1/1	17	72	4.2	12	1	7	43	1
Nov 11	StL	L	1/1	7	17	2.4	7t	1	5	27	0
Nov 18	at Hou	L	1/1	15	34	2.3	11	0	12	70	0
Nov 25	at Car	W	1/0	9	32	3.6	7	0	3	30	0
Dec 2	TB	L	1/1	13	64	4.9	14	0	3	13	0
Dec 10	at Atl	W	-	-	INACTIVE (Knee)	-	-	-	-	-	-
Dec 16	Arz	W	-	-	INACTIVE (Knee)	-	-	-	-	-	-
Dec 23	Phi	L	-	-	INACTIVE (Knee)	-	-	-	-	-	-
Dec 30	at Chi	L	-	-	INACTIVE (Knee)	-	-	-	-	-	-
<b>TOTALS</b>			<b>12/10</b>	<b>157</b>	<b>581</b>	<b>3.7</b>	<b>22</b>	<b>4</b>	<b>73</b>	<b>417</b>	<b>2</b>

### 2008 (New Orleans)

Date	Opp	W/L	P/S	Rsh	Yds	Avg	Lg	TD	Rec	Yds	TD
Sep 7	TB	W	1/1	14	51	3.6	26	0	8	112	1
Sep 14	at Was	L	1/1	10	28	2.8	9	0	7	63	0
Sep 21	at Den	L	1/1	18	73	4.1	23t	1	11	75	1
Sep 28	SF	W	1/1	10	31	3.1	10	0	5	7	0
Oct 6	Min	L	1/1	12	29	2.4	10	0	7	64	0
Oct 12	Oak	W	1/1	14	27	1.9	5	1	3	40	1
Oct 19	at Car	L	1/1	9	55	6.1	29	0	1	5	0
Oct 26	SD	W	-	-	INACTIVE (Knee)	-	-	-	-	-	-
Nov 9	at Atl	L	-	-	INACTIVE (Knee)	-	-	-	-	-	-
Nov 16	at KC	W	-	-	INACTIVE (Knee)	-	-	-	-	-	-
Nov 24	GB	W	-	-	INACTIVE (Knee)	-	-	-	-	-	-
Nov 30	at TB	L	1/1	3	0	0.0	8	0	5	32	0
Dec 7	Atl	W	1/1	10	80	8.0	43	0	3	26	1
Dec 11	at Chi	L	1/0	6	30	5.0	13	0	2	16	0
<b>PLACED ON INJURED RESERVE (Knee) ON 12/17</b>											
<b>TOTALS</b>			<b>10/9</b>	<b>106</b>	<b>404</b>	<b>3.8</b>	<b>43</b>	<b>2</b>	<b>52</b>	<b>440</b>	<b>4</b>

### 2009 (New Orleans)

Date	Opp	W/L	P/S	Rsh	Yds	Avg	Lg	TD	Rec	Yds	TD
Sep 13	Det	W	1/1	7	14	2.0	10	0	5	55	0
Sep 20	at Phi	W	1/1	10	33	3.3	19t	1	3	42	0
Sep 27	at Buf	W	1/1	13	64	4.9	17	0	3	17	0
Oct 4	NYJ	W	1/0	6	37	6.2	12	0	3	7	0
Oct 18	NYG	W	1/1	6	17	2.8	9	1	1	7	0
Oct 25	at Mia	W	1/1	3	10	3.3	10t	1	3	16	0
Nov 2	Atl	W	1/0	2	3	1.5	2	1	2	11	0
Nov 8	Car	W	1/1	2	16	8.0	9	0	7	37	0
Nov 15	at StL	W	1/0	6	83	13.8	55	1	2	15	1
Nov 22	at TB	W	-	-	INACTIVE (Knee)	-	-	-	-	-	-
Nov 30	NE	W	-	-	INACTIVE (Knee)	-	-	-	-	-	-
Dec 6	at Was	W	1/0	1	0	0.0	0	0	4	28	0
Dec 13	at Atl	W	1/1	6	33	5.5	19	0	6	46	2
Dec 19	Dal	L	1/1	1	29	29.0	29	0	2	17	0
Dec 27	TB	L	1/0	2	16	8.0	13	0	6	37	0
Jan 3	at Car	L	1/0	5	35	7.0	17	0	0	0	0
<b>TOTALS</b>			<b>14/8</b>	<b>70</b>	<b>390</b>	<b>5.6</b>	<b>55</b>	<b>5</b>	<b>47</b>	<b>335</b>	<b>3</b>

### 2009 Postseason (New Orleans)

Date	Opp	W/L	P/S	Rsh	Yds	Avg	Lg	TD	Rec	Yds	TD
Jan 16	Arz	W	1/0	5	84	16.8	46t	1	4	24	0
Jan 24	Min	W	1/1	7	8	1.1	6	0	2	33	1
Feb 7	at Ind	W	1/1	5	25	5.0	12	0	4	38	0
<b>TOTALS</b>			<b>3/2</b>	<b>17</b>	<b>117</b>	<b>6.9</b>	<b>46t</b>	<b>1</b>	<b>10</b>	<b>95</b>	<b>1</b>

### 2010 (New Orleans)

Date	Opp	W/L	P/S	Rsh	Yds	Avg	Lg	TD	Rec	Yds	TD
Sep 9	Min	W	1/1	2	14	7.0	8	0	5	33	0
Sep 20	at SF	W	1/1	5	4	0.8	4	0	4	30	1
Sep 26	Atl	L	-	-	INACTIVE (Leg)	-	-	-	-	-	-
Oct 3	Car	W	-	-	INACTIVE (Leg)	-	-	-	-	-	-
Oct 10	at Arz	L	-	-	INACTIVE (Leg)	-	-	-	-	-	-
Oct 17	at TB	W	-	-	INACTIVE (Leg)	-	-	-	-	-	-
Oct 24	Cle	L	-	-	INACTIVE (Leg)	-	-	-	-	-	-
Oct 31	Pit	W	-	-	INACTIVE (Leg)	-	-	-	-	-	-
Nov 7	at Car	W	-	-	INACTIVE (Leg)	-	-	-	-	-	-
Nov 21	Sea	W	-	-	INACTIVE (Leg)	-	-	-	-	-	-
Nov 25	at Dal	W	1/1	1	1	1.0	1	0	1	12	0
Dec 5	at Cin	W	1/1	5	26	5.2	10	0	3	0	0
Dec 12	StL	W	1/1	9	39	4.3	13	0	5	22	0
Dec 19	at Bal	L	1/0	4	-4	-1.0	2	0	7	36	0
Dec 27	at Atl	W	1/0	1	0	0.0	0	0	4	20	0
Jan 2	TB	L	1/1	9	70	7.8	23	2	5	55	0
<b>TOTALS</b>			<b>8/6</b>	<b>36</b>	<b>150</b>	<b>4.2</b>	<b>23</b>	<b>0</b>	<b>34</b>	<b>208</b>	<b>1</b>

### 2010 Postseason (New Orleans)

Date	Opp	W/L	P/S	Rsh	Yds	Avg	Lg	TD	Rec	Yds	TD
Jan 8	at Sea	L	1/1	5	12	2.4	4	0	5	37	0
<b>TOTALS</b>			<b>1/1</b>	<b>5</b>	<b>12</b>	<b>2.4</b>	<b>4</b>	<b>0</b>	<b>5</b>	<b>37</b>	<b>0</b>

# SAN FRANCISCO 49ERS

## BUSH'S GAME-BY-GAME

### 2011 (Miami)

Date	Opp	W/L	P/S	Rsh	Yds	Avg	Lg	TD	Rec	Yds	TD
Sep 12	NE	L	1/1	11	38	3.5	13	0	9	56	1
Sep 18	Hou	L	1/1	6	18	3.0	6	0	1	3	0
Sep 25	at Cle	L	1/1	10	13	1.3	10	0	1	12	0
Oct 2	at SD	L	1/1	13	50	3.8	16	0	2	15	0
Oct 17	at NYJ	L	1/1	10	71	7.1	36	0	2	7	0
Oct 23	Den	L	1/1	10	42	4.2	12	0	2	4	0
Oct 30	at NYG	L	1/1	15	103	6.9	35	0	4	17	0
Nov 6	at KC	W	1/1	13	92	7.1	28t	1	3	50	0
Nov 13	Was	W	1/1	14	47	3.4	18t	2	4	4	0
Nov 20	Buf	W	1/1	15	32	2.1	11	1	4	34	0
Nov 24	at Dal	L	1/1	16	61	3.8	14	0	3	35	0
Dec 4	Oak	W	1/1	22	100	4.5	29	1	0	0	0
Dec 11	Phi	L	1/1	14	103	7.4	16	0	5	27	0
Dec 18	at Buf	W	1/1	25	203	8.1	76t	1	1	6	0
Dec 24	at NE	L	1/1	22	113	5.1	12	0	2	26	0
Jan 1	NYJ	W	—	—	INACTIVE (Knee)						
<b>TOTALS</b>			<b>15/15</b>	<b>216</b>	<b>1,086</b>	<b>5.0</b>	<b>76t</b>	<b>6</b>	<b>43</b>	<b>296</b>	<b>1</b>

### 2012 (Miami)

Date	Opp	W/L	P/S	Rsh	Yds	Avg	Lg	TD	Rec	Yds	TD
Sep 9	at Hou	L	1/1	14	69	4.9	13	0	6	46	0
Sep 16	Oak	W	1/1	26	172	6.6	65t	2	3	25	0
Sep 23	NYJ	L	1/1	10	61	6.1	16	0	1	1	0
Sep 30	at Arz	L	1/1	17	67	3.9	21	0	0	0	0
Oct 7	at Cin	W	1/1	19	48	2.5	13t	1	2	24	0
Oct 14	StL	W	1/1	12	17	1.4	9	0	5	44	0
Oct 28	at NYJ	W	1/1	14	59	4.2	19	0	1	6	0
Nov 4	at Ind	L	1/1	10	41	4.1	18t	1	2	25	0
Nov 11	Ten	L	1/1	4	21	5.3	15	0	1	8	0
Nov 15	at Buf	L	1/1	10	20	2.0	11	0	2	15	0
Nov 25	Sea	W	1/1	14	87	6.2	22	1	1	-5	0
Dec 2	NE	L	1/1	15	64	4.3	16	0	0	0	0
Dec 9	at SF	L	1/1	14	65	4.6	17	0	5	38	0
Dec 16	Jax	W	1/1	21	104	5.0	53	0	0	0	0
Dec 23	Buf	W	1/1	19	65	3.4	10	1	4	42	2
Dec 30	at NE	L	1/1	8	26	3.3	18	0	2	23	0
<b>TOTALS</b>			<b>16/16</b>	<b>227</b>	<b>986</b>	<b>4.3</b>	<b>65t</b>	<b>6</b>	<b>35</b>	<b>292</b>	<b>2</b>

### 2013 (Detroit)

Date	Opp	W/L	P/S	Rsh	Yds	Avg	Lg	TD	Rec	Yds	TD
Sep 8	Min	W	1/1	21	90	4.3	12	0	4	101	1
Sep 15	at Arz	L	1/1	9	25	2.8	8	0	3	44	0
Sep 22	at Was	W	—	—	INACTIVE (Knee)						
Sep 29	Chi	W	1/1	18	139	7.7	37t	1	4	34	0
Oct 6	at GB	L	1/1	13	44	3.4	20	0	4	25	0
Oct 13	at Cle	W	1/1	17	78	4.6	39	0	5	57	1
Oct 20	Cin	L	1/1	20	50	2.5	7	0	3	44	0
Oct 27	Dal	W	1/1	21	92	4.4	17	1	8	30	0
Nov 10	at Chi	W	1/1	14	105	7.5	39	0	3	8	0
Nov 17	at Pit	L	1/1	12	31	2.6	6	0	2	23	0
Nov 24	TB	L	1/1	15	83	5.5	39	0	4	17	0
Nov 28	GB	W	1/1	20	117	5.9	23	1	5	65	0
Dec 8	at Phi	L	—	—	INACTIVE (Calf)						
Dec 16	Bal	L	1/1	17	86	5.1	19	1	2	15	0
Dec 22	NYG	L	1/1	12	34	2.8	6	0	2	10	0
Dec 29	at Min	L	1/1	14	32	2.3	8	0	5	33	1
<b>TOTALS</b>			<b>14/14</b>	<b>223</b>	<b>1,006</b>	<b>4.5</b>	<b>39</b>	<b>4</b>	<b>54</b>	<b>506</b>	<b>3</b>


### 2014 (Detroit)

Date	Opp	W/L	P/S	Rsh	Yds	Avg	Lg	TD	Rec	Yds	TD
Sep 8	NYG	W	1/1	9	15	1.7	6	0	6	49	0
Sep 14	at Car	L	1/1	6	26	4.3	8	0	2	6	0
Sep 21	GB	W	1/1	12	61	5.1	26t	1	6	38	0
Sep 28	at NYJ	W	1/1	12	46	3.8	16	0	4	19	0
Oct 5	Buf	L	1/1	6	13	2.2	5	0	2	30	0
Oct 12	at Min	W	—	—	INACTIVE (Ankle)						
Oct 19	NO	W	1/1	4	10	2.5	5	0	5	22	0
Oct 26	at Atl	W	—	—	INACTIVE (Ankle)						
Nov 9	Mia	W	1/1	4	20	5.0	8	0	1	5	0
Nov 16	at Arz	L	—	—	INACTIVE (Ankle)						
Nov 23	at NE	L	—	—	INACTIVE (Ankle)						
Nov 27	Chi	W	—	—	INACTIVE (Ankle/Back)						
Dec 7	TB	W	1/0	8	26	3.3	12	0	4	8	0
Dec 14	Min	W	1/0	3	7	2.3	5	0	1	10	0
Dec 21	at Chi	W	1/1	7	54	7.7	16	1	6	44	0
Dec 28	at GB	L	1/1	5	19	3.8	14	0	3	22	0
<b>TOTALS</b>			<b>11/9</b>	<b>76</b>	<b>297</b>	<b>3.9</b>	<b>26t</b>	<b>2</b>	<b>40</b>	<b>253</b>	<b>0</b>

### 2014 Postseason (Detroit)

Date	Opp	W/L	P/S	Rsh	Yds	Avg	Lg	TD	Rec	Yds	TD
Jan 4	at Dal	L	1/1	8	37	4.6	18t	1	3	10	0
<b>TOTALS</b>			<b>1/1</b>	<b>8</b>	<b>37</b>	<b>4.6</b>	<b>18t</b>	<b>1</b>	<b>3</b>	<b>10</b>	<b>0</b>





# TANK CARRADINE

95

HT	WT	COLLEGE	
6-4	295	FLORIDA STATE	DT
BORN 2.18.90 // CINCINNATI, OH // TAFT HS, CINCINNATI, OH 3RD YEAR // ACQUIRED D-2A IN '13			

## 2015 HIGHLIGHTS

- Registered 1.0 sack vs. Min. (9/14), giving him 5.0 career sacks.
- Recorded the first FF of his career, knocking the ball loose from QB Carson Palmer at Arz. (9/27)
- Made the first start of his NFL career vs. Cin. (12/20).

## GOLDMINE

- Carradine grew up in a rough neighborhood in Cincinnati, where many of the people he knew got into bad situations with drugs and violence. He grew up without much money and his family struggled to put food on the table. Through it all, he learned to walk the other way. "I saw how certain situations can end up. Talking to the older people and coaches, they told me to do the right thing," he said. "Good things happen when you try to do the right things. That was the biggest thing I learned." Football was the biggest opportunity which propelled Carradine out of the area, receiving a college scholarship and earning a degree in sociology from Florida State. "People kept telling me, 'Man, I wish I had that opportunity to play this sport.' I'd seen my opportunity and knew the chances I had, knew what I would be doing if I didn't accomplish these goals. That's why I thrive on football. I give it all I've got and I try to play every play like it's my last. I respect this game because of what this game has gotten me through. I take advantage of it by doing the right thing, being a positive player and being good to my teammates and for the organization."
- After going through a rough childhood, Carradine has a passion for telling his story to kids. He volunteers his time at charity foundations and football camps. "If kids can hear the importance of doing the right thing, if I can help them succeed in life, if they can get it when they're young, they'll live up to those things instead of trying to get knowledge as they got older," he said. "Then it might be too late, because they've already been on their own in certain situations."

## CARRADINE'S GOLDEN NUGGETS

- Given the nickname "Tank" as a young child from his mom because he always carried a toy tank with him.
- Recorded the first two sacks of his NFL career last season at Sea. (12/14), bringing down Seahawks QB Russell Wilson.
- Visited Haiti in conjunction with Convoy of Hope, working together to teach healthy eating habits and sustainable agriculture techniques to local families.
- Loves unique animals and once owned a large collection of exotic pets, including snakes, lizards, ferrets, a monkey, a bird, piranhas and a shark.
- In 2010, earned First-Team NJCAA All-America, All-Kansas Jayhawk Community College Conference and All-Region VI honors and was named Region VI Defensive Player of the Year.
- Began collegiate career at Butler Community College (KS) before enrolling at Florida State.

## CARRADINE'S GAME-BY-GAME

### 2015

Date	Opp	W/L	P/S	Tot	Sol	Ast	Sk	Yds	Int	Yds	PD	FF	FR	Yds
Sep 14	Min	W	1/0	1	0	1	1.0	10.0	0	0	0	0	0	0
Sep 20	at Pit	L	1/0	1	1	0	0.0	0.0	0	0	0	0	0	0
Sep 27	at Arz	L	1/0	2	1	1	0.0	0.0	0	0	0	1	0	0
Oct 4	GB	L	1/0	6	4	2	0.0	0.0	0	0	0	0	0	0
Oct 11	at NYG	L	1/0	1	0	1	0.0	0.0	0	0	0	0	0	0
Oct 18	Bal	W	1/0	1	0	1	0.0	0.0	0	0	0	0	0	0
Oct 22	Sea	L	1/0	3	2	1	0.0	0.0	0	0	0	0	0	0
Nov 1	at StL	L	1/0	0	0	0	0.0	0.0	0	0	0	0	0	0
Nov 8	Atl	W	—	—	—	—	—	—	—	—	—	—	—	—
Nov 22	at Sea	L	—	—	—	—	—	—	—	—	—	—	—	—
Nov 29	Arz	L	1/0	0	0	0	0.0	0.0	0	0	0	0	0	0
Dec 6	at Chi	W	1/0	0	0	0	0.0	0.0	0	0	0	0	0	0
Dec 13	at Cle	L	1/0	3	2	1	0.0	0.0	0	0	0	0	0	0
Dec 20	Cin	L	1/1	0	0	0	0.0	0.0	0	0	0	0	0	0
Dec 27	at Det	L	1/0	2	1	1	0.0	0.0	0	0	0	0	0	0
Jan 3	StL													
TOTALS			13/1	20	11	9	1.0	10.0	0	0	0	1	0	0

## GOLDMINE (CONTINUED)

- Along with 49ers TEs Vance McDonald and Garrett Celek, visited Haiti in conjunction with Convoy of Hope, working together to teach healthy eating habits and sustainable agriculture techniques to local families. The players also visited an orphanage and local schools to spend time with underprivileged youth. "Being able to be around the kids and see the excitement on their face. I see what kind of stuff they go through and I see how they live. I realize they can use a lot of help and I've been more than fortunate to be able to help them."



- Born Cornellius Carradine, he was given the nickname "Tank" from his mom. He always used to have a little toy army tank with him. "I could never go anywhere without that army tank," he said. "I just had to have it with me, and I used to always push people over, try to run over people." His mom still has the original toy tank.
- Just prior to entering high school, Carradine, a Cincinnati native, frequented Bengals games every chance he could. "At the time, I was playing Pee-Wee football and I was also a big fan of Justin Smith. I remember many of the players, including Justin, came and painted our youth center, so I got a chance to meet him." Carradine continued, "He was my favorite player, first-round draft pick. It's crazy that I played with him. I always wanted to talk football with him and ask him questions, I'm always asked him about how to identify run or pass, tips that the offensive line give away, things like that." Carradine also believes he helped him learn a great deal about how to make the transition from a speed-rushing defensive end to a power-rushing defensive tackle, a change that Justin Smith had to make earlier in his career as well.
- Carradine loves animals and once owned a large collection of exotic pets, including snakes, lizards, ferrets, a monkey, a bird, piranhas and a shark. "I could see myself doing animal research working in a zoo," he said.

## CARRADINE'S CAREER STATISTICS

YEAR	TEAM	GP	GS	TACKLES					YDS	INTERCEPTIONS					FUMBLES		
				TOT	SOL	AST	SACKS			INT	YDS	LG	TD	PD	FF	FR	YDS
2013	SF	—	—	—	—	—	INJURED RESERVE (Knee)		—	—	—	—	—	—	—	—	—
2014	SF	9	0	27	16	11	3.0	24.0	0	0	—	0	0	0	0	0	0
2015	SF	13	1	20	11	9	1.0	10.0	0	0	—	0	0	0	1	0	0
<b>TOTALS</b>		<b>22</b>	<b>1</b>	<b>47</b>	<b>27</b>	<b>20</b>	<b>4.0</b>	<b>34.0</b>	<b>0</b>	<b>0</b>	<b>—</b>	<b>0</b>	<b>0</b>	<b>0</b>	<b>1</b>	<b>0</b>	<b>0</b>

### PLAYOFFS

YEAR	TEAM	GP	GS	TACKLES					YDS	INTERCEPTIONS					FUMBLES		
				TOT	SOL	AST	SACKS			INT	YDS	LG	TD	PD	FF	FR	YDS
2013	SF	—	—	—	—	—	INJURED RESERVE (Knee)		—	—	—	—	—	—	—	—	—
<b>TOTALS</b>		<b>—</b>	<b>—</b>	<b>—</b>	<b>—</b>	<b>—</b>	<b>—</b>	<b>—</b>	<b>—</b>	<b>—</b>	<b>—</b>	<b>—</b>	<b>—</b>	<b>—</b>	<b>—</b>	<b>—</b>	<b>—</b>

### Milestones:

**NFL Debut:** vs. Chi. (9/14/14); **First Start:** vs. Cin. (12/20/15); **First Sack:** at Sea. (12/14/14 — QB Russell Wilson); **First Multi-Sack Game:** at Sea. (12/14/14 — 2.0); **First FF:** at Arz. (9/27/15 — QB Carson Palmer)

## CARRADINE'S CAREER HIGHS

**Total Tackles:** 7 vs. Sea. (11/27/14)  
**Solo:** 4 vs. GB (10/4/15)  
**Assists:** 4 vs. Sea. (11/27/14)

**Sacks:** 2 at Sea. (12/14/14)  
**Forced Fumbles:** 1 at Arz. (9/27/15)

## CARRADINE'S TRANSACTIONS

Originally the first of two 2nd-round (40th overall) draft choices by SF in 2013...Placed on the Reserve/Non-Football Injury List on 8/27/13...Activated from the Reserve/NFI List on 10/29/13...Placed on Injured Reserve on 12/10/13.

## 2014

- Made his NFL debut vs. Chi. (9/14).
- Registered the first two sacks of his career, bringing down Seahawks QB Russell Wilson twice at Sea. (12/14).
- Recorded 1.0 sack in the season finale vs. Arz. (12/28).

## 2013

- Placed on the Reserve/NFI List on 8/27, was activated from the Reserve/NFI List on 10/29 and was later placed on the Injured Reserve List on 12/10.

## COLLEGE

Began collegiate career at Butler Community College (KS) before enrolling at Florida State. Played in 47 career games (33 starts), registering 317 tackles, 42.5 sacks, 71 TFLs, 6 FFs and 7 FRs. As a Seminole, appeared in 25 games (11 starts) and recorded 118 tackles, 16.5 sacks, 21 TFLs, 1 FF and 1 FR. As a senior, earned Third-Team All-America honors from The NFL Draft Report and was a consensus First-Team All-ACC selection. Played in 12 games (11 starts) and tallied 80 tackles, 11.0 sacks, 13 TFLs, 1 FF and 1 FR. In 2011, played in all 13 games and notched 38 tackles, 5.5 sacks and 8 TFLs. In 2 seasons at Butler Community College, started all 22 games and amassed 199 tackles, 26.0 sacks, 50 TFLs, 5 FFs and 6 FRs. In 2010, earned First-Team NJCAA All-America, All-Kansas Jayhawk Community College Conference and All-Region VI honors and was named Region VI Defensive Player of the Year. Started all 11 games and led the junior college ranks with 16.0 sacks, while leading the team with 109 tackles. Also notched 2 FFs and 4 FRs, returning one 39 yds. for a TD. As a freshman, started all 11 games and registered a team-high 90 tackles and added 10.0 sacks, 3 FFs and 2 FRs.

## PERSONAL

- In 2011, was selected as the co-recipient, along with Nigel Bradham, of the Bill McGrotha Humanitarian Award, given for excellence in the classroom.
- Attended Taft (Cincinnati, OH) HS and was regarded as one of the top prospects in the Midwest.
- Born Cornelius Carradine (2/18/90) in Cincinnati, OH.
- Graduated with a degree in sociology.

## INJURY REPORT

**2013:** Placed on the Injured Reserve List on 12/10 with a knee injury.

## CARRADINE'S GAME-BY-GAME

2013														2014																
Date	Opp	W/L	P/S	Tot	Sol	Ast	Sk	Yds	Int	Yds	PD	FF	FR	Yds	Date	Opp	W/L	P/S	Tot	Sol	Ast	Sk	Yds	Int	Yds	PD	FF	FR	Yds	
Sep 8	GB	W	—	—	—	RESERVE/NFI	—	—	—	—	—	—	—	—	Sep 7	at Dal	W	—	—	INACTIVE	—	—	—	—	—	—	—	—	—	
Sep 15	at Sea	L	—	—	—	RESERVE/NFI	—	—	—	—	—	—	—	—	Sep 14	Chi	L	1/0	0	0	0	0.0	0.0	0	0	0	0	0	0	
Sep 22	Ind	L	—	—	—	RESERVE/NFI	—	—	—	—	—	—	—	—	Sep 21	at Arz	L	—	—	INACTIVE	—	—	—	—	—	—	—	—	—	
Sep 26	at StL	W	—	—	—	RESERVE/NFI	—	—	—	—	—	—	—	—	Sep 28	Phi	W	—	—	INACTIVE	—	—	—	—	—	—	—	—	—	
Oct 6	Hou	W	—	—	—	RESERVE/NFI	—	—	—	—	—	—	—	—	Oct 5	KC	W	—	—	INACTIVE	—	—	—	—	—	—	—	—	—	
Oct 13	Arz	W	—	—	—	RESERVE/NFI	—	—	—	—	—	—	—	—	Oct 13	at StL	W	—	—	INACTIVE	—	—	—	—	—	—	—	—	—	
Oct 20	at Ten	W	—	—	—	RESERVE/NFI	—	—	—	—	—	—	—	—	Oct 19	at Den	L	—	—	INACTIVE	—	—	—	—	—	—	—	—	—	
Oct 27	at Jax	W	—	—	—	RESERVE/NFI	—	—	—	—	—	—	—	—	Nov 2	StL	L	—	—	INACTIVE	—	—	—	—	—	—	—	—	—	
Nov 10	Car	L	—	—	—	INACTIVE	—	—	—	—	—	—	—	—	Nov 9	at NO	W	1/0	1	1	0	0.0	0.0	0	0	0	0	0	0	
Nov 17	at NO	L	—	—	—	INACTIVE	—	—	—	—	—	—	—	—	Nov 16	at NYG	W	1/0	2	1	1	0.0	0.0	0	0	0	0	0	0	
Nov 25	at Was	W	—	—	—	INACTIVE	—	—	—	—	—	—	—	—	Nov 23	Was	W	1/0	3	2	1	0.0	0.0	0	0	0	0	0	0	
Dec 1	StL	W	—	—	—	INACTIVE	—	—	—	—	—	—	—	—	Nov 27	Sea	L	1/0	7	3	4	0.0	0.0	0	0	0	0	0	0	
Dec 8	Sea	W	—	—	—	INACTIVE	—	—	—	—	—	—	—	—	Dec 7	at Oak	L	1/0	3	1	2	0.0	0.0	0	0	0	0	0	0	
PLACED ON INJURED RESERVE (Knee) ON 12/10														Dec 14	at Sea	L	1/0	5	3	2	2.0	16.0	0	0	0	0	0	0	0	0
TOTALS		0/0		0	0	0	0.0	0.0	0	0	0	0	0	0	Dec 20	SD	L	1/0	3	2	1	0.0	0.0	0	0	0	0	0	0	
														Dec 28	Arz	W	1/0	3	3	0	1.0	8.0	0	0	0	0	0	0	0	
														TOTALS			9/0	27	16	11	3.0	24.0	0	0	0	0	0	0	0	



# GARRETT CELEK

88

HT	WT	COLLEGE	TE
6-5	252	MICHIGAN STATE	
BORN 5.29.88 // CINCINNATI, OH // LA SALLE HS, CINCINNATI, OH 4TH YEAR // ACQUIRED FA IN '12			

## 2015 HIGHLIGHTS

- Set single-season career highs with 19 receipts. for 186 yds. and 3 TDs.
- In the 2015 season opener vs. Min. (9/14), set a career high with 3 receipts. for 40 yds.
- Registered 3 receipts. for 26 yds. and his first career TD at NYG (10/11), hauling in a 5-yd. pass from QB Colin Kaepernick.
- Recorded 2 receipts. for 12 yds. and 2 TDs vs. Atl. (11/8), marking the 2nd and 3rd career TD receipts. and first career multi-TD game of his career. Celek became the first member of the 49ers with 2 TD receipts. in the same game since TE Vernon Davis at Dal. (9/7/14 - 2 TD receipts.).

## GOLDMINE

- Celek has a strong passion for the packaging industry, which he majored in at Michigan State and plans to go into the business after his football career is more complete. The growing industry looks to cut shipping costs on products and is commonplace in the food and medical fields. "There's so many different areas you can get into, it's crazy. I enjoy the science behind it. It was a great major for me to choose and the possibilities are endless."
- Football runs in the bloodlines of the Celek family. Garrett's older brother, Brent, plays tight end for the Philadelphia Eagles. Growing up, the brothers were constantly involved in athletics. "My dad was always pushing us just to be into sports. As long as we were doing something and we were having fun with it, he was the happiest guy in the world," Garrett said. He didn't begin playing football until high school, but Brent's success became a driving motivation for him. "He got a scholarship to Cincinnati my freshman year in high school," Garrett said. "Right then I had my goals set. I've got to do what my brother did. Honestly, I've been trying to follow in his footsteps and because of him I'm here today. I wouldn't be who I am without him."
- Along with fellow 49ers TE Vance McDonald and DT Tank Caradine, visited Haiti in conjunction with Convoy of Hope, working together to teach healthy eating habits and sustainable agriculture techniques to local families. "We've been to an orphanage, we've been to a farm, we've been to schools. It's a beautiful country and these are beautiful people. I'm glad I had this opportunity."



## CELEK'S GOLDEN NUGGETS

- Is the younger brother of Philadelphia Eagles TE Brent Celek.
- Visited Haiti in conjunction with Convoy of Hope, working together to teach healthy eating habits and sustainable agriculture techniques to local families.

## CELEK'S GAME-BY-GAME

### 2015

Date	Opp	W/L	P/S	Rec	Yds	Avg	Lg	TD	
Sep 14	Min	W	1/1	3	40	13.3	20	0	
Sep 20	at Pit	L	1/1	2	10	5.0	7	0	
Sep 27	at Arz	L	1/0	3	29	9.7	12	0	
Oct 4	GB	L	1/1	3	26	8.7	13	0	
Oct 11	at NYG	L	1/1	3	26	8.7	15	1	
Oct 18	Bal	W	1/1	0	0	—	—	0	
Oct 22	Sea	L	1/1	1	8	8.0	8	0	
Nov 1	at StL	L	1/1	0	0	—	—	0	
Nov 8	Atl	W	1/0	2	12	6.0	11t	2	
Nov 22	at Sea	L	1/1	2	35	17.5	33	0	
Nov 29	Arz	L	1/0	0	0	—	—	0	
Dec 6	at Chi	W	—	—	INACTIVE (Ankle)			—	—
PLACED ON INJURED RESERVE (Ankle) ON 12/8									
TOTALS			11/8	19	186	9.8	33	3	

# SAN FRANCISCO 49ERS

## CELEK'S CAREER STATISTICS

YEAR	TEAM	GP	GS	RECEIVING					RUSHING				
				NO	YDS	AVG	LG	TD	ATT	YDS	AVG	LG	TD
2012	SF	13	0	4	51	12.8	35	0	0	0	—	—	0
2013	SF	12	1	2	38	19.0	30	0	0	0	—	—	0
2014	SF	3	1	2	53	26.5	31	0	0	0	—	—	0
2015	SF	11	8	19	186	9.8	33	3	0	0	—	—	0
TOTALS		39	10	29	328	11.3	35	3	0	0	—	—	0

### PLAYOFFS

				RECEIVING					RUSHING				
YEAR	TEAM	GP	GS	NO	YDS	AVG	LG	TD	ATT	YDS	AVG	LG	TD
2012	SF	3	0	0	0	—	—	0	0	0	—	—	0
2013	SF	3	0	1	6	6.0	6	0	0	0	—	—	0
TOTALS		6	0	1	6	6.0	6	0	0	0	—	—	0

### Additional Statistics:

**Fumble – Lost:** Regular Season 1–0: 1–0 in 2013

**Own Fumble Recoveries – 1:** 1 in 2015

### Milestones:

**NFL Debut:** at NYJ (9/30/12); **First Start:** at Sea. (9/15/13); **First Reception:** vs. Buf. (10/7/12 – 4–yd. pass from QB Alex Smith); **First TD Reception:** at NYG (10/11/15 – 5–yd. pass from QB Colin Kaepernick); **First Multi–TD Game:** vs. Atl. (11/8/15 – 2 TDs)

## CELEK'S CAREER HIGHS

**Receptions:** 3 (4 times) Last at NYG (10/11/15); Postseason – 1 at GB (1/5/14)

**Receiving Yards:** 41 at Sea. (12/23/12); Postseason – 6 at GB (1/5/14)

**Long Reception:** 35 at Sea. (12/23/12); Postseason – 6 at GB (1/5/14)

**TD Receptions:** 2 vs. Atl. (11/8/15)

## CELEK'S TRANSACTIONS

Originally signed as an undrafted free agent by SF on 5/4/12...Placed on the Reserve/Physically Unable To Perform List on 8/25/14...Activated from the Reserve/Physically Unable To Perform List on 11/27/14...Placed on the Injured Reserve List on 12/17/14....Re–signed with SF on a one–year contract on 3/12/15...Placed on the Injured Reserve List on 12/8/15.



## 2014

- Was placed on the Reserve/Physically Unable to Perform List on 8/25 and later activated from the Reserve/PUP List on 11/27.
- Appeared in 3 games (1 start) where he registered 2 receipts. for 53 yds.
- Later placed on the Injured Reserve List on 12/17 with a foot injury.

## 2013

- Recorded his first postseason receipt. at GB (1/5/14), hauling in a 6-yd. pass from QB Colin Kaepernick.

## 2012

- Made NFL debut at NYJ (9/30). Recorded 1st NFL receipt. vs. Buf. (10/7), a 4-yd. pass from QB Alex Smith.
- Notched a career-high 2 receipts. for 41 yds., including a career-long 35-yd. receipt. at Sea. (12/23).

## COLLEGE

Appeared in 38 games (12 starts) at Michigan State and recorded 14 receipts. for 135 yds. and 3 TDs. Tallied 35 yds. on 3 receipts. and 1 TD during his senior campaign. Celek caught 2 receipts. for 17 yds. in the first 2 games of the 2010 season, before being sidelined for the next 11 games with a shoulder injury. In 2009, recorded 3 receipts. for 33 yds. and 1 TD. As a redshirt freshman, hauled in a career-high 6 receipts. for 50 yds. and a TD.

## PERSONAL

- The two-year starter at LaSalle (Cincinnati, OH) HS, was named to PrepStar's all-midwest team. Also competed in track and field, where he won the Greater Catholic League discus title as a junior.
- His brother, Brent, played at the University of Cincinnati (2003-06) and currently plays TE for the Philadelphia Eagles.
- The Celek family has a lake house in Northern Michigan where everyone gathers on vacation, cooks out and goes jet skiing. Closer to the Bay Area, Celek is a dog owner with a Chesapeake Bay retriever that occupies most of his current free time. "I love playing with her and teaching her tricks."
- Enjoys playing golf.
- Graduated from Michigan State with a degree in packaging.
- Married to Sarah Hinton, after the couple met in college.
- Earned Jim Adams Award at MSU during his senior year as the team's unsung hero.
- Born Garrett Celek (5/29/88) in Cincinnati, OH.

## INJURY REPORT

- 2013:** Inactive at NO (11/17), at Was. (11/25), vs. StL (12/1) and vs. Sea. (12/8) with a hamstring injury.
- 2014:** Placed on the Reserve/Physically Unable to Perform List on 8/25 with a back injury. Placed on the Injured Reserve List on 12/17 with a foot injury.
- 2015:** Inactive at Chi. (12/6) and placed on the Injured Reserve List on 12/8 with an ankle injury.

# SAN FRANCISCO 49ERS

## CELEK'S GAME-BY-GAME

2012									2014								
Date	Opp	W/L	P/S	Rec	Yds	Avg	Lg	TD	Date	Opp	W/L	P/S	Rec	Yds	Avg	Lg	TD
Sep 9	at GB	W	—	—	INACTIVE	—	—	—	Sep 7	at Dal	W	—	—	RESERVE/PUP	—	—	—
Sep 16	Det	W	—	—	INACTIVE	—	—	—	Sep 14	Chi	L	—	—	RESERVE/PUP	—	—	—
Sep 23	at Min	L	—	—	DID NOT PLAY	—	—	—	Sep 21	at Arz	L	—	—	RESERVE/PUP	—	—	—
Sep 30	at NYJ	W	1/0	0	0	—	—	0	Sep 28	Phi	W	—	—	RESERVE/PUP	—	—	—
Oct 7	Buf	W	1/0	1	4	4.0	4	0	Oct 5	KC	W	—	—	RESERVE/PUP	—	—	—
Oct 14	NYG	L	1/0	1	6	6.0	6	0	Oct 13	at StL	W	—	—	RESERVE/PUP	—	—	—
Oct 18	Sea	W	1/0	0	0	—	—	0	Oct 19	at Den	L	—	—	RESERVE/PUP	—	—	—
Oct 29	at Arz	W	1/0	0	0	—	—	0	Nov 2	StL	L	—	—	RESERVE/PUP	—	—	—
Nov 11	StL	T	1/0	0	0	—	—	0	Nov 9	at NO	W	—	—	RESERVE/PUP	—	—	—
Nov 19	Chi	W	1/0	0	0	—	—	0	Nov 16	at NYG	W	—	—	RESERVE/PUP	—	—	—
Nov 25	at NO	W	1/0	0	0	—	—	0	Nov 23	Was	W	—	—	RESERVE/PUP	—	—	—
Dec 2	at StL	L	1/0	0	0	—	—	0	Nov 27	Sea	L	1/1	0	0	—	—	0
Dec 9	Mia	W	1/0	0	0	—	—	0	Dec 7	at Oak	L	1/0	1	22	22.0	22	0
Dec 16	at NE	W	1/0	0	0	—	—	0	Dec 14	at Sea	L	1/0	1	31	31.0	31	0
Dec 23	at Sea	L	1/0	2	41	20.5	35	0	PLACED ON INJURED RESERVE (Foot) ON 12/17								
Dec 30	Arz	W	1/0	0	0	—	—	0	TOTALS			3/1	2	53	26.5	31	0
TOTALS			13/0	4	51	12.8	35	0									

### 2012 Postseason


Date	Opp	W/L	P/S	Rec	Yds	Avg	Lg	TD
Jan 12	GB	W	1/0	0	0	—	—	0
Jan 20	at Atl	W	1/0	0	0	—	—	0
Feb 3	Bal	L	1/0	0	0	—	—	0
TOTALS			3/0	0	0	—	—	0

### 2013

Date	Opp	W/L	P/S	Rec	Yds	Avg	Lg	TD
Sep 8	GB	W	1/0	0	0	—	—	0
Sep 15	at Sea	L	1/1	0	0	—	—	0
Sep 22	Ind	L	1/0	1	30	30.0	30	0
Sep 26	at StL	W	1/0	0	0	—	—	0
Oct 6	Hou	W	1/0	0	0	—	—	0
Oct 13	Arz	W	1/0	0	0	—	—	0
Oct 20	at Ten	W	1/0	0	0	—	—	0
Oct 27	at Jax	W	1/0	0	0	—	—	0
Nov 10	Car	L	1/0	0	0	—	—	0
Nov 17	at NO	L	—	—	INACTIVE (Hamstring)	—	—	—
Nov 25	at Was	W	—	—	INACTIVE (Hamstring)	—	—	—
Dec 1	StL	W	—	—	INACTIVE (Hamstring)	—	—	—
Dec 8	Sea	W	—	—	INACTIVE (Hamstring)	—	—	—
Dec 15	at TB	W	1/0	1	8	8.0	8	0
Dec 23	Atl	W	1/0	0	0	—	—	0
Dec 29	at Arz	W	1/0	0	0	—	—	0
TOTALS			12/1	2	38	19.0	30	0

### 2013 Postseason

Date	Opp	W/L	P/S	Rec	Yds	Avg	Lg	TD
Jan 5	at GB	W	1/0	1	6	6.0	6	0
Jan 12	at Car	W	1/0	0	0	—	—	0
Jan 19	at Sea	L	1/0	0	0	—	—	0
TOTALS			3/0	1	6	6.0	6	0



# MARCUS CROMARTIE

47

HT	WT	COLLEGE	
6-0	195	WISCONSIN	CB
BORN 12.3.90 // MANSFIELD, TX // TIMBERVIEW HS, MANSFIELD, TX 2ND YEAR // ACQUIRED FA IN '14			

## 2015 HIGHLIGHTS

- Made the first start of his NFL career vs. Atl. (11/8) and recorded a career-high 7 tackles and 1 PD.

## GOLDMINE

- Marcus Cromartie has many family ties to the NFL. He is cousins with Dominique Rodgers-Cromartie, a cornerback for the New York Giants, and Antonio Cromartie, a cornerback for the New York Jets. He is also cousins with Da'Mon Cromartie-Smith and Terrelle Smith, who formerly played in the NFL.
- Was living in New Orleans when Hurricane Katrina hit in 2005. Cromartie and his father had to evacuate north to Memphis, TN, where a normal five-hour drive took 13 hours. "The hardest thing about what I went through, I just lost so many friends."

## CROMARTIE'S GOLDEN NUGGETS

- Is cousins with New York Giants CB Dominique Rodgers-Cromartie and New York Jets CB Antonio Cromartie.
- Was born on a military base in Yuma, AZ, where his dad was a 20-year Marine, and his mom spent 20 years with the Navy.

## CROMARTIE'S GAME-BY-GAME

### 2015

Date	Opp	W/L	P/S	Tot	Sol	Ast	Sk	Yds	Int	Yds	PD	FF	FR	Yds
Sep 14	Min	—	—	PRACTICE SQUAD					—	—	—	—	—	—
Sep 20	at Pit	—	—	PRACTICE SQUAD					—	—	—	—	—	—
Sep 27	at Arz	—	—	PRACTICE SQUAD					—	—	—	—	—	—
Oct 4	GB	—	—	PRACTICE SQUAD					—	—	—	—	—	—
Oct 11	at NYG	—	—	PRACTICE SQUAD					—	—	—	—	—	—
Oct 18	Bal	—	—	PRACTICE SQUAD					—	—	—	—	—	—
Oct 22	Sea	—	—	PRACTICE SQUAD					—	—	—	—	—	—
Nov 1	at StL	—	—	PRACTICE SQUAD					—	—	—	—	—	—
PROMOTED TO ACTIVE ROSTER ON 11/7														
Nov 8	Atl	W	1/1	7	6	1	0.0	0.0	0	0	1	0	0	0
Nov 22	at Sea	L	1/0	2	2	0	0.0	0.0	0	0	0	0	0	0
Nov 29	Arz	L	1/0	0	0	0	0.0	0.0	0	0	0	0	0	0
Dec 6	at Chi	W	1/0	0	0	0	0.0	0.0	0	0	0	0	0	0
Dec 13	at Cle	L	1/0	0	0	0	0.0	0.0	0	0	0	0	0	0
Dec 20	Cin	L	1/0	0	0	0	0.0	0.0	0	0	0	0	0	0
Dec 27	at Det	L	1/0	0	0	0	0.0	0.0	0	0	0	0	0	0
Jan 3	StL													
TOTALS			7/1	9	8	1	0.0	0.0	0	0	1	0	0	0

Special Teams Tackles: 1

## CROMARTIE'S CAREER STATISTICS

YEAR	TEAM	GP	GS	TACKLES				YDS	INT	INTERCEPTIONS				PD	FUMBLES		
				TOT	SOL	AST	SACKS			YDS	LG	TD			FF	FR	YDS
2013	SD	0	0	0	0	0	0.0	0.0	0	0	0	0	0	0	0	0	0
2014	SF	3	0	4	4	0	0.0	0.0	0	0	0	0	0	0	0	0	0
2015	SF	7	1	9	8	1	0.0	0.0	0	0	-	0	1	0	0	0	0
TOTALS		10	1	13	12	1	0.0	0.0	0	0	0	0	1	0	0	0	0

### Additional Statistics:

Special Teams Tackles – 1: 2015 (1)

### Milestones:

NFL Debut: at Sea. (12/14/14)

## CROMARTIE'S CAREER HIGHS

Total Tackles: 7 vs. Atl. (11/8/15)

Solo: 6 vs. Atl. (11/8/15)

Assists: 1 vs. Atl. (11/8/15)

Passes Defensed: 1 vs. Atl. (11/8/15)

## CROMARTIE'S TRANSACTIONS

Originally signed as an undrafted free agent by SD on 4/27/13...Waived by SD on 8/31/13...Signed to SD practice squad on 9/1/13...Promoted to SD active roster on 12/17/13...Placed on the Injured Reserve List on 8/26/14...Waived by SD from the Injured Reserve List on 9/23/14...Signed to Cle. practice squad on 10/29/14...Released by Cle. on 10/30/14...Signed to SF practice squad on 11/18/14...Promoted to SF active roster on 12/13/14...Released by SF on 9/5/15...Signed to SF practice squad on 9/6/15...Promoted to SF active roster on 11/7/15.

## 2014 (SAN DIEGO/CLEVELAND/SAN FRANCISCO) COLLEGE

- Spent the first part of the season with SD on the Injured Reserve List before being waived on 9/23. Spent time on Cle. practice squad and was later waived on 10/30. Joined SF practice squad on 11/18 and was later promoted to the active roster on 12/13. Finished the season with 4 tackles.
- Made his NFL debut at Sea. (12/14).
- Registered his first career tackle vs. SD (12/20) and had a single game career-high 3 tackles.

Played in 39 games and registered 66 tackles, 15 passes defended, one interception and one forced fumble. As a senior, started all 14 games and was an All-Big Ten Honorable Mention selection. Recorded the second-most passes defended (12) and returned his first-career interception 29 yards for a touchdown in the Big Ten Championship game versus Nebraska for a berth in the Rose Bowl. In 2011, played in 14 games and recorded 26 tackles and one pass deflection. Appeared in 11 games from 2009 to 2010, recording two tackles. Redshirted his freshman season in 2008.

## 2013 (SAN DIEGO)

- Promoted to the Chargers active roster on 12/17, where he spent the remainder of the season, although did not appear in a game.

### CROMARTIE'S GAME-BY-GAME

#### 2014

Date	Opp	W/L	P/S	Tot	Sol	Ast	Sk	Yds	Int	Yds	PD	FF	FR	Yds
WITH SAN DIEGO														
Sep 8	at Arz	L	—	INJURED RESERVE					—	—	—	—	—	—
Sep 14	NO	W	—	INJURED RESERVE					—	—	—	—	—	—
Sep 21	Bal	L	—	INJURED RESERVE					—	—	—	—	—	—
WAIVED BY SD ON 9/23														
SIGNED TO CLE PRACTICE SQUAD ON 10/29														
RELEASED FROM CLE PRACTICE SQUAD ON 10/30														
SIGNED TO SF PRACTICE SQUAD ON 11/18														
Nov 23	Was	W	—	PRACTICE SQUAD					—	—	—	—	—	—
Nov 27	Sea	L	—	PRACTICE SQUAD					—	—	—	—	—	—
Dec 7	at Oak	L	—	PRACTICE SQUAD					—	—	—	—	—	—
PROMOTED TO ACTIVE ROSTER ON 12/13														
Dec 14	at Sea	L	1/0	0	0	0	0.0	0.0	0	0	0	0	0	0
Dec 20	SD	L	1/0	3	3	0	0.0	0.0	0	0	0	0	0	0
Dec 28	Arz	W	1/0	1	1	0	0.0	0.0	0	0	0	0	0	0
TOTALS			3/0	4	4	0	0.0	0.0	0	0	0	0	0	0

## PERSONAL

- Attended Timberview (Mansfield, TX) HS, where he was selected First-Team All-District and All-Area team in his senior season.
- Set his high school's record in the 200 meter (21.77).
- Father, Julius, spent 20 years in the Marine Corps.
- Mother, Judith, spent 20 years in the US Navy.
- Majored in agricultural business.
- Born Marcus Cromartie (12/3/90) in Yuma, AZ.



# CHRIS DAVIS

43

HT	WT	COLLEGE	
5-10	201	AUBURN	CB
BORN 11.4.90 // BIRMINGHAM, AL // WOODLAWN HS, BIRMINGHAM, AL 2ND YEAR // ACQUIRED FA IN '15			

## 2015 HIGHLIGHTS

- Made his 49ers debut vs. Atl. (11/8).

## GOLDMINE

- With one second remaining in the 2013 Iron Bowl between Auburn and Alabama, Davis returned a missed FG 100-yds. for a game-winning TD, propelling No. 5 Auburn to victory over No. 1 Alabama. Besides being broadcast to a nationwide audience on CBS, replays of the return against the Crimson Tide have been watched more than 5,000,000 times on YouTube and earned Davis the 2014 ESPY Award for the year's best play. "That one play kind of changed my life. They said I'll always be remembered in Auburn. I think that's an honor."
- At the age of 2, Davis lost his father, Christopher Lynn Davis Sr., and was raised by his mother, Janice Brown. After adding "Jr." to the back of his uniform as a senior at Auburn, Davis now has a son of his own, Chris Davis III, that he plays for everyday. "Some people say not having a father around to play catch with and do all that. I try to do all those things with my son. I try to be a great father to my son. I never forget why I'm doing this. My family is one of the biggest reasons I'm doing this, to take care of my family."



## DAVIS' GOLDEN NUGGETS

- Returned a missed FG 100-yds. in the 2013 Iron Bowl to help Auburn defeat No. 1 ranked Alabama.
- Lost his father at the age of two and was raised by his mother, aunt and grandmother.
- Signed to the SF practice squad on 11/3/15 and promoted to the active roster on 11/7/15.

## DAVIS' GAME-BY-GAME

### 2015

Date	Opp	W/L	P/S	Tot	Sol	Ast	Sk	Yds	Int	Yds	PD	FF	FR	Yds
WITH SAN DIEGO														
Sep 13	Det	W	-											
Sep 20	at Cin	L	-											
Sep 27	at Min	L	-											
Oct 4	Cle	W	-											
Oct 12	Pit	L	-											
Oct 18	at GB	L	-											
Oct 25	Oak	L	-											
WAIVED/INJURED BY SD ON 10/26														
SIGNED TO SF PRACTICE SQUAD ON 11/3														
PROMOTED TO ACTIVE ROSTER ON 11/7														
Nov 8	Atl	W	1/0	0	0	0	0.0	0.0	0	0	0	0	0	0
Nov 22	at Sea	L	1/0	0	0	0	0.0	0.0	0	0	0	0	0	0
Nov 29	Arz	L	-	-										
Dec 6	at Chi	W	-	-										
Dec 13	at Cle	L	-	-										
Dec 20	Cin	L	-	-										
Dec 27	at Det	L	-	-										
Jan 3	StL													
TOTALS			2/0	0	0	0	0.0	0.0	0	0	0	0	0	0



# SAN FRANCISCO 49ERS

## DAVIS' CAREER STATISTICS

YEAR	TEAM	GP	GS	TACKLES					INT	INTERCEPTIONS				PD	FUMBLES		
				TOT	SOL	AST	SACKS	YDS		YDS	LG	TD	FF		FR	YDS	
2014	SD	12	1	12	10	2	0.0	0.0	0	0	0	0	1	1	0	0	
2015	SF	2	0	0	0	0	0.0	0.0	0	0	—	0	0	0	0	0	
TOTALS		14	1	12	10	2	0.0	0.0	0	0	0	0	1	1	0	0	

### Additional Statistics:

**Special Teams Tackles – 2:** 2014 (2)

**Kick Returns – 19:** 2014 (19)

**Kick Return Yards – 476:** 2014 (476)

**Punt Returns – 1:** 2014 (1)

**Punt Return Yards – 4:** 2014 (4)

### Milestones:

**NFL Debut:** vs. NYJ (10/5/14); **First Start:** at Mia. (11/2/14); **First FF:** at Mia. (11/2/14 – QB Ryan Tannehill)

## DAVIS' CAREER HIGHS

**Tackles:** 7 at Mia. (11/2/14)

**Solo:** 6 at Mia. (11/2/14)

**Assists:** 1 (2 Times) Last at Mia. (11/2/14)

**Passes Defensed:** 1 vs. KC (10/19/14)

**Forced Fumbles:** 1 at Mia. (11/2/14)

## DAVIS' TRANSACTIONS

Originally signed with SD as an undrafted free agent on 5/13/14...Waived/Injured by SD on 9/1/15...Placed on the Injured Reserve List on 9/2/15...Waived/Injured by SD on 10/26/15...Signed to SF practice squad on 11/3/15...Promoted to Active Roster on 11/7/15.

## 2014 HIGHLIGHTS (SAN DEIGO)

- Appeared in 12 games (1 start) and registered 12 tackles, 1 PD and 1 FF.
- Notched 19 KORs for 476 yds. (21.1 avg.).
- Made his NFL debut with the Chargers vs. NYJ (10/5), recording 3 total tackles.
- Made his first NFL start at Mia. (11/2), registering a career-high 7 tackles (6 solo) and his first career FF, knocking the ball loose from Dolphins QB Ryan Tannehill.

## COLLEGE

Played four years at Auburn and recorded 194 tackles, 24 passes defended and four tackles for loss. As a senior, named *Sporting News* All-America, second-team All-SEC and team captain after registering a team-high 69 tackles and 14 passes defended. Appeared in 9 games as junior in 2012, recorded 46 tackles and 3 passes defended. As a sophomore, started 11 games and recorded 60 tackles, 4 passes defended and 1 forced fumble. In 2010 as a freshman, appeared in all 14 games and notched 19 tackles with 4 passes defended.


## PERSONAL

- Majored in public administration.
- As a senior at Woodlawn (Birmingham, AL) HS, was named the North and East Area Player of Year and All-Metro by *Birmingham News* with 1,621 all-purpose yds. and scoring 60 of his team's 109 points.
- After losing his father at the age of 2, was raised by his mother, Janice Brown, aunt, Michelle Brown, and grandmother, Edith Brown.
- Born Chris Lynn Davis (11/4/90) in Birmingham, AL.

## DAVIS' GAME-BY-GAME

### 2014 (San Diego)

Date	Opp	W/L	P/S	Tot	Sol	Ast	Sk	Yds	Int	Yds	PD	FF	FR	Yds
Sep 8	at Arz	L	—	—	—	—	INACTIVE	—	—	—	—	—	—	—
Sep 14	Sea	W	—	—	—	—	INACTIVE	—	—	—	—	—	—	—
Sep 21	at Buf	W	—	—	—	—	INACTIVE	—	—	—	—	—	—	—
Sep 28	Jax	W	—	—	—	—	INACTIVE	—	—	—	—	—	—	—
Oct 5	NYJ	W	1/0	3	2	1	0.0	0.0	0	0	0	0	0	0
Oct 12	at Oak	W	1/0	0	0	0	0.0	0.0	0	0	0	0	0	0
Oct 19	KC	L	1/0	0	0	0	0.0	0.0	0	0	1	0	0	0
Oct 23	at Den	L	1/0	1	1	0	0.0	0.0	0	0	0	0	0	0
Nov 2	at Mia	L	1/1	7	6	1	0.0	0.0	0	0	0	1	0	0
Nov 16	Oak	W	1/0	0	0	0	0.0	0.0	0	0	0	0	0	0
Nov 23	StL	W	1/0	0	0	0	0.0	0.0	0	0	0	0	0	0
Nov 30	at Bal	W	1/0	0	0	0	0.0	0.0	0	0	0	0	0	0
Dec 7	NE	L	1/0	0	0	0	0.0	0.0	0	0	0	0	0	0
Dec 14	Den	L	1/0	0	0	0	0.0	0.0	0	0	0	0	0	0
Dec 20	at SF	W	1/0	0	0	0	0.0	0.0	0	0	0	0	0	0
Dec 28	at KC	L	1/0	1	1	0	0.0	0.0	0	0	0	0	0	0
<b>TOTALS</b>			<b>12/1</b>	<b>12</b>	<b>10</b>	<b>2</b>	<b>0.0</b>	<b>0.0</b>	<b>0</b>	<b>0</b>	<b>1</b>	<b>1</b>	<b>0</b>	<b>0</b>



# MIKE DAVIS

22

HT	WT	COLLEGE	
5-9	217	SOUTH CAROLINA	RB
BORN 2.19.93 // ATLANTA, GA // STEPHENSON HS, STONE MOUNTAIN, GA ROOKIE // ACQUIRED D-4B IN '15			

## 2015 HIGHLIGHTS

- Made his NFL debut at Pit. (9/20).

## GOLDMINE

- He is the latest member of the University of South Carolina football team to be drafted by the 49ers organization. Davis has developed a strong relationship with former 49ers draft pick and Gamecock RB Marcus Lattimore, who provided him with some words of wisdom about the 49ers. "He told me it's a great place to stay with great people."
- Davis entered the draft early in order to help his family. Early in the draft process, Davis' mother received an eviction notice on her door. "I always wanted to help my mom out. I knew with no one else being able to help her I had to step up," said Davis after being drafted.

## DAVIS' GOLDEN NUGGETS

- Finished his college career ranked in the top 10 in South Carolina history in rushing yards (2,440), rushing touchdowns (22), yards per carry (5.4) and total touchdowns (24).
- Reunites with college roommate WR Bruce Ellington on the 49ers.
- His brother, James, played RB at Clemson and was drafted by the Cleveland Browns in the sixth round (195th overall) of the 2009 NFL Draft.

## DAVIS' GAME-BY-GAME

### 2015

Date	Opp	W/L	P/S	Rsh	Yds	Avg	Lg	TD	Rec	Yds	TD
Sep 14	Min	W	—	—	—	INACTIVE	—	—	—	—	—
Sep 20	at Pit	L	1/0	7	14	2.0	5	0	2	4	0
Sep 27	at Arz	L	1/0	7	6	0.9	4	0	1	5	0
Oct 4	GB	L	—	—	—	INACTIVE	—	—	—	—	—
Oct 11	at NYG	L	—	—	—	INACTIVE	—	—	—	—	—
Oct 18	Bal	W	1/0	1	0	0.0	0	0	0	0	0
Oct 22	Sea	L	1/0	0	0	0.0	—	0	0	0	0
Nov 1	at StL	L	1/0	10	4	0.4	5	0	2	14	0
Nov 8	Atl	W		INJURED RESERVE/DESIGNATED FOR RETURN							—
Nov 22	at Sea	L		INJURED RESERVE/DESIGNATED FOR RETURN							—
Nov 29	Arz	L		INJURED RESERVE/DESIGNATED FOR RETURN							—
Dec 6	at Chi	W		INJURED RESERVE/DESIGNATED FOR RETURN							—
Dec 13	at Cle	L		INJURED RESERVE/DESIGNATED FOR RETURN							—
Dec 20	Cin	L		INJURED RESERVE/DESIGNATED FOR RETURN							—
Dec 27	at Det	L		INJURED RESERVE/DESIGNATED FOR RETURN							—
Jan 3	StL										—
TOTALS				5/0	25	24	1.0	5	0	5	23 0

## DAVIS' CAREER STATISTICS

YEAR	TEAM	GP	GS	ATT	RUSHING				NO	RECEIVING			
					YDS	AVG	LG	TD		YDS	AVG	LG	TD
2015	SF	5	0	25	24	1.0	5	0	5	23	4.6	11	0
TOTALS		5	0	25	24	1.0	5	0	5	23	4.6	11	0

### Milestones:

**NFL Debut:** at Pit. (9/20/15); **First Recept.:** at Pit. (9/20/15 – 1–yd. pass from QB Colin Kaepernick)

## DAVIS' CAREER HIGHS

**Rushes:** 10 – at StL (11/1/15)  
**Rushing Yards:** 14 at Pit. (9/20/15)  
**Longest Rush:** 5 (2 Times) Last at StL (11/1/15)

**Receptions:** 2 (2 Times) Last at StL (11/1/15)  
**Receiving Yards:** 14 – at StL (11/1/15)  
**Long Reception:** 11 – at StL (11/1/15)

## DAVIS' TRANSACTIONS

Originally the second of three 4th–round (126th overall) draft choices by SF in 2015...Placed on the Injured Reserve/Designated for Return List on 11/7/15.

## COLLEGE

Played in 37 games (21 starts) and rushed for 2,440 yds. and 22 TDs on 454 carries. Ranks in the top 10 in South Carolina history with 2,440 rushing yds. (9th), rushing TDs (22, t-8th), yds. per carry (5.4, t-8th) and total TDs (24, t-9th). Also notched 70 receipts for 755 yds. and 2 TDs. As a junior, played in 13 games (10 starts) and rushed for 982 yds. and 9 TDs on 199 carries while adding 32 receipts for 368 yds. and 2 TDs. In 2013, earned Second-Team All-SEC honors as he played in 12 games (11 starts) and registered 203 carries for 1,183 yds. and 11 TDs. Also tallied 34 receipts for 352 yds. As a freshman, played in 12 games and recorded 52 carries for 275 yds. and 2 TDs.

## PERSONAL

- Majored in sociology.
- Attended Stephenson (Stone Mountain, GA) HS and rushed for 1,923 yds. and 21 TDs on 213 carries, as a senior.
- Named to the AAAAA All-State team by the *Atlanta Journal-Constitution* and selected to the 2011 Super Southeast 120 by the *Mobile Register*.
- His brother, James, played RB at Clemson and was drafted by the Cleveland Browns in the sixth round (195th overall) of the 2009 NFL Draft.

## INJURY REPORT

**2015:** Placed on the Injured Reserve/Designated for Return List on 11/7.



# PHIL DAWSON

9

HT	WT	COLLEGE	
5-11	200	TEXAS	K
BORN 1.23.75 // DALLAS, TX // LAKE HIGHLANDS HS, DALLAS, TX 17TH YEAR // ACQUIRED FA IN '13			

## AWARDS & HONORS

- 2001:** AFC Special Teams Player of the Week (Week 3)
- 2005:** AFC Special Teams Player of the Week (Week 15)
- 2012:** AFC Pro Bowl
- 2013:** NFC Special Teams Player of the Week (Week 14)
- 2014:** NFC Special Teams Player of the Week (Week 5)



## 2015 HIGHLIGHTS

- Connected on all 4 FGAs vs. Bal. (10/18), including a 53-yd. FG.
- With his 53-yd. FG vs. Bal. (10/18), he now ranks first in 49ers franchise history in 50-plus yd. field goals.
- Connected on both FGAs at STL (11/1), including a season-long 54-yd. FG. With his 26-yd. FG in the 2nd quarter, Dawson tied K David Akers for 7th most FG made in franchise history with 70.
- Converted both of his FG atts. (27 & 25 yds.) at Sea. (11/22), giving him 16 consecutive FGs made.
- Converted both of his FG atts. (50 & 33 yds.) vs. Arz. (11/29), giving him 18 consecutive FGs made, which is tied for the 2nd longest streak in franchise history.
- Converted on a 44-yd. FG at Cle. (12/13), giving him 19 consecutive made FGs and moving him into sole possession of the two longest consecutive made FG streaks in 49ers franchise history.

## MOST CONSECUTIVE FGs MADE IN 49ERS HISTORY

	Player	FGs
1.	<b>Phil Dawson (10/6/13-12/29/13)</b>	<b>27</b>
2.	<b>Phil Dawson (9/14/15 - 12/20/15)</b>	<b>19</b>
3.	Joe Nedney (11/26/06 - 9/30/07)	18
4.	Mike Cofer (12/4/88 - 10/1/89)	17
5t.	Wade Richey (12/27/98 - 11/7/99)	16
	Gary Anderson (9/14/97 - 11/10/97)	16

## DAWSON'S GOLDEN NUGGETS

- Holds the highest all-time FG percentage among kickers with 300-or-more FG made in NFL history (84.1%).
- In 2013, set the 49ers franchise record with 27 consecutive FG made.
- Is a perfect 9-for-9 on FGs made and 9-for-9 on XPA in his playoff career.
- Was part of an infamous field goal attempt against the Baltimore Ravens in 2012 that eventually led to a rule dubbed the "Phil Dawson Rule." Dawson kicked a 51-yard field goal on the final play of regulation that bounced off the left upright and caromed off the rear "gooseneck" attachment behind the crossbar. The attempt was originally ruled no good, but the officials reversed the call following a discussion even though the play was not technically reviewable. The next year, a rule change was made to allow certain field goals to be reviewed by instant replay.
- His wife, Shannon, is a professional singer, who performed as a backup singer for Wayne Newton in Las Vegas. She released her country/contemporary Christian mix album titled Redemption on September 11, 2013.

## DAWSON'S GAME-BY-GAME

2015

Date	Opp	W/L	Pts	XP-XPA	FG-FGA	Kick-By-Kick
Sep 14	Min	W	8	2-2	2-3	28B (30) (25)
Sep 20	at Pit	L	4	1-1	1-1	(47)
Sep 27	at Arz	L	1	1-1	0-0	
Oct 4	GB	L	3	0-0	1-1	(33)
Oct 11	at NYG	L	9	3-3	2-2	(43) (22)
Oct 18	Bal	W	13	1-1	4-4	(53) (31) (26) (42)
Oct 22	Sea	L	3	0-0	1-1	(35)
Nov 1	at STL	L	6	0-0	2-2	(54) (26)
Nov 8	Atl	W	5	2-2	1-1	(44)
Nov 22	at Sea	L	7	1-1	2-2	(27) (25)
Nov 29	Arz	L	7	1-1	2-2	(53) (33)
Dec 6	at Chi	W	2	2-3	0-0	
Dec 13	at Cle	L	4	1-1	1-1	(44)
Dec 20	Cin	L	2	2-2	0-1	41B
Dec 27	at Det	L	5	2-2	1-2	45WL (40)
Jan 3	StL					
<b>TOTALS</b>			<b>79</b>	<b>19-20</b>	<b>20-23</b>	<b>Long - 54</b>



## CAREER HIGHLIGHTS

- One of 19 players in NFL history to surpass 1,500 points scored (1,598).
- Has the second highest all-time FG percentage, among kickers with 300-or-more FGs made, in NFL history at 84.3%.
- Set the 49ers franchise record with 27 consecutive made FGs in 2013 (10/6/13 - 12/29/13), passing K Joe Nedney's previous mark of 18 in a row (11/26/06 - 9/30/07).
- Ranks as the Browns franchise leader in FG percentage with a mark of 84% (305-363).
- Is 1st on the Browns all-time made FGs list with 305 kicks made.
- Ranks 2nd in Browns franchise history with 1,265 career points (Lou Groza - 1,349).
- Dawson's total of 37 FGs from 50-or-more yds. ranks tied for 6th in NFL history, while his percentage from the 50-plus yd. range of 71.2% (37 of 52) ranks 5th.
- Holds the Browns franchise single-season record with 30 FGs made in 2008.
- Is the only player in Browns franchise history to account for six 100-point seasons.
- In 2008, he became the first player in Browns franchise history to convert a 50+ yd. FG in three consecutive games.
- In 2004, he established a Browns franchise record with 27 consecutive FGs made [vs. SD (10/19/03) - vs. NYJ (11/21/04)], only to one-up his own record in 2012 with 29 consecutive FGs made [vs. Bal. (12/4/11) - at Oak. (12/2/12)].
- Finished the 2013 regular season with the 2nd most made FGs (32) and pts. scored (140) in 49ers franchise history.
- According to the Elias Sports Bureau, Dawson, who also holds the Cleveland Browns franchise record for most consecutive made FGs (27), joined K Olindo Mare (Mia. and Sea.) and Neil Rackers (Arz. and Hou.) as the only kickers who currently hold the record for most consecutive made FGs for two different franchises.
- Ranks first in 49ers franchise history with 13, 50-plus yd. field goals.

### MOST CONSECUTIVE FGs MADE IN 49ERS HISTORY

Player	FGs
1. Phil Dawson	27
2. Phil Dawson	19
3. Joe Nedney	18
4. Mike Cofer	17
5t. Wade Richey	16
Gary Anderson	16

## GOLDMINE

- During the 2008 and 2011 seasons, Dawson teamed up with the Adoption Network to invite families who have recently adopted children to each Browns home game so they can form new memories as a family. "The reason behind all this is my wife was adopted so we have a pretty special place in our hearts for families trying to adopt," Dawson said.
- Was active in the Cleveland community and founded the "Dawson's 4 Adoption" season ticket program which provided tickets, apparel and food for the Adoption Network Cleveland organization.
- Dawson's two main hobbies now are actually his first two part-time jobs growing up. His first official job in middle school was driving the tractor that picks up the golf balls at the driving range. "For every tray of balls I would bring in and pour in the washer, I'd get \$3," said Dawson. "The busier the driving range, the more money I made." His other job was mowing lawns. He and a friend would mow about 30 lawns every week during the summers. "I love golf and I love yard work," he said.

# SAN FRANCISCO 49ERS

## DAWSON'S CAREER STATISTICS

YEAR	TEAM	G	XP	XPA	PCT	FG	FGA	PCT	BLK	LG	PTS
1999	CLE	15	23	24	95.8	8	12	66.7	0	49	47
2000	CLE	16	17	17	100.0	14	17	82.4	0	45	59
2001	CLE	16	29	30	96.7	22	25	88.0	0	48	95
2002	CLE	16	34	35	97.1	22	28	78.6	1	52	100
2003	CLE	13	20	21	95.2	18	21	85.7	0	52	74
2004	CLE	16	28	28	100.0	24	29	82.8	0	50	100
2005	CLE	16	19	21	90.5	27	29	93.1	0	44	100
2006	CLE	16	25	25	100.0	21	29	72.4	0	51	88
2007	CLE	16	42	43	97.7	26	30	86.7	1	51	120
2008	CLE	16	18	18	100.0	30	36	83.3	0	56	108
2009	CLE	11	18	19	94.7	17	19	89.5	0	49	69
2010	CLE	16	28	28	100.0	23	28	82.1	0	48	97
2011	CLE	16	20	20	100.0	24	29	82.8	2	54	92
2012	CLE	16	29	29	100.0	29	31	93.5	1	53	116
2013	SF	16	44	44	100.0	32	36	88.9	0	56	140
2014	SF	16	33	33	100.0	25	31	80.6	1	55	108
2015	SF	15	19	20	95.0	20	23	87.0	2	54	79
<b>TOTALS</b>		<b>262</b>	<b>446</b>	<b>455</b>	<b>98.0</b>	<b>382</b>	<b>453</b>	<b>84.3</b>	<b>8</b>	<b>56</b>	<b>1,592</b>

### PLAYOFFS

YEAR	TEAM	G	XP	XPA	PCT	FG	FGA	PCT	BLK	LG	PTS
2002	CLE	1	3	3	100.0	2	2	100.0	0	31	9
2013	SF	3	6	6	100.0	7	7	100.0	0	49	27
<b>TOTALS</b>		<b>4</b>	<b>9</b>	<b>9</b>	<b>100.0</b>	<b>9</b>	<b>9</b>	<b>100.0</b>	<b>0</b>	<b>49</b>	<b>36</b>

### Additional Statistics:

**Punting – 9–257:** 2002 (2–36 yds.; 18.0 avg.; 18.0 net avg.); 2003 (1–29 yds.; 29.0 avg.; 29.0 net avg.); 2005 (2–53 yds.; 26.5 avg.; 26.5 net avg.); 2006 (2–58 yds.; 29.0 avg.; 19.0 net avg.); 2008 (1–33 yds.; 33.0 avg.; 33.0 net avg.); 2015 (1–48 yds.; 48.0 avg.; 47.0 net avg.)

**Passing – 1–1–10–0–0 TDs:** 2009 (1–1–10–0–0 TDs)

**Rushing – 2–18–1 TD:** 1999 (1–4–1 TD); 2003 (1–14)

**Special Teams Tackles – 1:** 2014 (1)

### Milestones:

**NFL Debut:** at Ten. (9/19/99); **First FG:** at Ten. (9/19/99); **100th FG Made:** at Bal. (11/7/04); **200th FG Made:** at Buf. (11/17/08); **300th FG Made:** at Oak. (12/2/12); **First PAT:** at Bal. (9/26/99); **100th PAT Made:** at Bal. (12/22/02); **200th PAT Made:** vs. Cin. (9/16/07); **300th PAT Made:** at Cin. (12/19/10); **400th PAT Made:** vs. Chi. (9/14/14); **500th Career Point:** vs. Chi. (10/9/05); **1,000th Career Point:** at NO (10/24/10); **100–Point Seasons:** 7, Last in 2013 (129)

# SAN FRANCISCO 49ERS

## DAWSON'S CAREER FIELD GOAL STATISTICS

YEAR	TEAM	1-19	PCT	20-29	PCT	30-39	PCT	40-49	PCT	50+	PCT	TOT
1999	CLE	0/0	—	2/2	100.0	3/5	60.0	3/5	60.0	0/0	—	8/12
2000	CLE	3/3	100.0	4/4	100.0	5/5	100.0	2/5	40.0	0/0	—	14/17
2001	CLE	0/0	—	10/10	100.0	8/9	88.9	4/6	66.7	0/0	—	22/25
2002	CLE	0/0	—	9/10	90.0	6/8	75.0	5/7	71.4	2/3	66.7	22/28
2003	CLE	2/2	100.0	7/7	100.0	4/5	80.0	3/5	60.0	2/2	100.0	18/21
2004	CLE	0/0	—	11/11	100.0	6/8	75.0	6/9	66.7	1/1	100.0	24/29
2005	CLE	2/2	100.0	11/11	100.0	9/11	81.8	5/5	100.0	0/0	—	27/29
2006	CLE	0/0	—	5/6	83.3	9/10	90.0	6/12	50.0	1/1	100.0	21/29
2007	CLE	2/2	100.0	9/10	90.0	7/8	87.5	7/8	87.5	1/2	50.0	26/30
2008	CLE	0/0	—	10/10	100.0	12/14	85.7	5/6	83.3	3/6	50.0	30/36
2009	CLE	0/0	—	7/7	100.0	5/5	100.0	5/6	83.3	0/1	0.0	17/19
2010	CLE	3/3	100.0	7/7	100.0	10/10	100.0	3/5	60.0	0/3	0.0	23/28
2011	CLE	0/0	—	7/9	77.8	3/4	75.0	7/8	87.5	7/8	87.5	24/29
2012	CLE	0/0	—	8/9	88.9	8/9	88.9	6/6	100.0	7/7	100.0	29/31
2013	SF	0/0	—	12/13	92.3	6/6	100.0	10/11	90.9	4/6	66.7	32/36
2014	SF	0/0	—	6/6	100.0	8/9	88.9	5/7	71.4	6/9	66.7	25/31
2015	SF	0/0	—	6/7	80.0	5/5	100.0	7/8	87.5	3/3	100.0	20/23
<b>TOTALS</b>		<b>12/12</b>	<b>100.0</b>	<b>131/138</b>	<b>94.9</b>	<b>114/1131</b>	<b>87.0</b>	<b>87/118</b>	<b>73.7</b>	<b>37/52</b>	<b>71.2</b>	<b>382/453</b>

### PLAYOFFS

YEAR	TEAM	1-19	PCT	20-29	PCT	30-39	PCT	40-49	PCT	50+	PCT	TOT
2002	CLE	0/0	—	1/1	100.0	1/1	100.0	0/0	—	0/0	—	2/2
2013	SF	0/0	—	3/3	100.0	3/3	100.0	1/1	100.0	0/0	—	7/7
<b>TOTALS</b>		<b>0/0</b>	<b>—</b>	<b>4/4</b>	<b>100.0</b>	<b>4/4</b>	<b>100.0</b>	<b>1/1</b>	<b>100.0</b>	<b>0/0</b>	<b>—</b>	<b>9/9</b>

## DAWSON'S TRANSACTIONS

Originally signed as an undrafted free agent with Oak. on 4/24/98...Waived by Oak. on 8/18/98...Claimed by NE via waivers on 8/21/98...Waived by NE on 8/30/98...Signed to NE practice squad on 8/31/98...Signed by Cle. on 3/25/99...Re-signed with Cle. on 4/26/02...Re-signed with Cle. on 7/15/05...Re-signed with Cle. as a franchise player on 7/30/11...Re-signed with Cle. as a franchise player on 3/19/12...Signed with SF on 3/19/13... Re-signed with SF on a two-year contract on 3/11/14.

## 2014 (SAN FRANCISCO)

- Connected on all 4 FGA (29, 51, 46, 31) and two PATs vs. Phi. (9/28). His 14 points were the 2nd most in a single game since joining the 49ers [15 at TB (12/15/13)].
- Made all 5 FGAs (31, 55, 52, 27, 30) and one PAT vs. KC (10/5). His 55-yd. FG marked the longest FG by Dawson this season and is tied for the 3rd longest made FG of his career [56 - at Arz. (12/29/13) and at Buf. (11/17/08); 55 - at NO (11/17/13)]. His 5 made FGs are tied for the 2nd most he's made in a single game in his career [6 of 6 at SD (11/5/06); 5 of 5 at Hou. (1/2/05); 5 of 5 at Buf. (11/17/08); 5 of 5 vs. Bal. (11/4/12)] and it was the 4th time in his career that he has made two or more FGs of 50-or-more yds. in a game [at Bal. (9/27/12) - 51, 50 and 52; at Hou. (11/6/11) - 50 and 51; vs. Sea. (10/23/11) - 52 and 53]. It marked the 2nd time in Dawson's career that he made 4-or-more FGs in consecutive games after making 4 of 4 last week vs. Phi. [4 of 4 vs. Sea. (12/8/13) and 4 of 4 at TB (12/15/13)].
- Made his 350th career FG at Den. (10/19).
- Connected on 3 PATs and 2 of 2 FGAs, including a 35-yd. game-winner in OT at NO (11/9).

## 2013 (SAN FRANCISCO)

- Nailed a 53-yd. FG on the opening drive of the game vs. Car. (11/10). Dawson went 3 of 3 on FGAs, hitting from 53, 43 and 25 yds.
- Dawson made both FAs. at NO (11/17), including a 55-yd. FG that was his 2nd longest made FG of the season and 3rd longest of his career [56-yd. FG at Arz. (12/29/13); 56-yd. FG at Buf. (11/17/08)].
- Dawson connected on all 4 FGAs on the day, including the game-winning 22-yd. FG with 26 seconds left in the 4th qtr. vs. Sea. (12/8). With those 4 FGs, he set the 49ers franchise record with 20 consecutive made FGs (10/6/13 - 12/8/13), passing K Joe Nedney's previous mark of 18 in a row (11/26/06 - 9/30/07).
- Dawson nailed 2 FGs (56, 40) in the final two minutes of the game to give the 49ers the 23-20 win at Arz. (12/29). He connected on 3 of 4 FGs and both PATs on the day. He made 27 consecutive FGs, the longest streak of consecutive FGs made in 49ers franchise history. Dawson finished the regular season with the 2nd most made FGs (32) and points scored (140) in franchise history.
- Dawson connected on 3 of 3 FGAs, including the game-winning 33-yd. FG as time expired at GB (1/5/14 - NFC-W).
- Made 3 of 3 FGAs, and set a new 49ers postseason record for longest FG made with a 49-yd. FG on San Francisco's opening drive at Car. (1/12/14 - NFC-D) [Wade Richey 48-yd. FG vs. GB (1/3/99 - NFC-W)].

## 2012 (CLEVELAND)

- Made 29 of 31 FGs, 29 of 29 PATs for a total of 116 points and converted a 53-yd. FG at Den. (12/23) for his season long. Seven of his 29 made FGs were from 50-or-more yds. which ranked 1st in the AFC and 2nd in the NFL.
- His 116 total points for the season marked the 6th time in his career he has compiled 100-or-more points.
- His 93.5 FG percentage led the AFC and ranked 2nd in the NFL.
- Voted to the AFC Pro Bowl squad, the first Browns player to be selected to the Pro Bowl as a K (Lou Groza was selected as a T).
- Hit 3 of 3 FGAs, all of which came from 50-or-more yds. With FGs from 51, 50 and 52 yds., Dawson accomplished the feat of converting 3 FGs from 50-or-more yds. in the same game for the first time in his career, tying the NFL single-game record as he joined 6 other kickers who have attained that achievement [Last - Jax. K Josh Scobee (10/24/11)].
- Accounted for all 15 of the Browns points vs. Bal. (11/4) with 5 FGs, which came from 32, 28, 29, 33 and 41 yds. out. The 5 FGs marked the 4th game of his career with 5-or-more made FGs and tied for the 2nd most ever by a Brown in a game. The 5 FGs extended his streak of successful FGs to 23, the 2nd longest streak of his career, trailing only the 27 FGAs that he amassed from 2003-04.
- Made both FG atts., from 28 and 32 yds. out and made both PATs vs. Pit. (11/25). With the two made FGs, Dawson tied a personal best and Browns team record with 27 straight made FGs.
- Made each of his first 2 FGAs at Oak. (12/2) from 41 and 35 yds. before having his third att. from 28 yds., blocked. The block snapped his 23 consecutive FGs for the season and 29 consecutive FGs in a row dating back to a 2011 matchup vs. Bal. (12/4/11) when the streak started.

## 2011 (CLEVELAND)

- Converted 24 of 29 FGAs and all 20 PATs for a team-high 92 points.
- Hit 7 FGs of 50-or-more yds., including a long of 54 yds. at Cin. (11/27). His 7 made FGs tied for most in the NFL (SF K David Akers - 7 and Oak. K Sebastian Janikowski - 7) and marked the most of his career, surpassing his previous best of 3 in 2008.
- The 7 FGs of 50-or-more yds. tied for the 3rd highest single-season figure in NFL history, trailing only K Morten Anderson (8 - 1995) and K Jason Hanson (8 - 2008).
- Connected on a 30-yd. FGAs vs. Mia. (9/25) to give him 1,081 career points, moving him past K Don Cockroft into 2nd on the Browns all-time points list.
- Made FGs of 52 and 53 yds. vs. Sea. (10/23), the first time in his career he notched two 50-or-more yd. FGs in the same game. His 53-yarder came with 11:18 to play in the game and put the Browns ahead for the 6-3 win.

## 2010 (CLEVELAND)

- Converted all 28 PATs and 23 of 28 FGAs with a long of 48 yds. His 97 points for the season led the team.
- Made a 39-yd. FG at Pit. (10/17) to take sole possession of 1st place on the Browns all-time career made FGs list with 235, passing K Lou Groza (234).
- Made 3 FGs and converted all 3 PATs at NO (10/24) for a season-best 12 points to surpass the 1,000-point plateau, a mark which only two other Browns players have achieved.
- Booted 4th qtr. game-winning FGs in back-to-back contests. He made a 41-yd. FG with 2:42 remaining vs. Car. (11/28) to put the Browns up 24-23 for his 13th career game-winning FG. Hit a 23-yd. FG as time expired in regulation to give the Browns a 13-10 win at Mia. (12/5).

## 2009 (CLEVELAND)

- Played in 11 games and scored a team-high 69 points.
- Scored a season-high 11 points in each of the final 3 games of the season, at KC (12/20), vs. Oak. (12/27) and vs. Jax. (1/3/10).
- Nailed a 44-yd. FG at Det. (11/22) on the game's opening drive for the 217th FG of his career as he moved past K Don Cockroft into sole possession of 2nd on the Browns all-time list.
- Completed a 10-yd. pass to WR Mike Furrey at Det. (11/22) out of FG formation, marking the first pass att. of his career.

## 2008 (CLEVELAND)

- Set the Browns franchise single-season record with 30 made FGs.
- With 108 points, he became the first player in Browns franchise history to account for 5 seasons with 100-or-more points.
- Connected on 2 game-winning FGs, a 20-yarder at Jax. (10/26) and a 56-yarder at Buf. (11/17).
- Became the first player in Browns history to convert a FG of 50-or-more yds. in 3 consecutive games, a 54-yd. FG vs. Bal. (11/2), 52-yarder vs. Den. (11/6) and 56-yd. FG at Buf. (11/17).
- Had a season-best 17 points on 5 of 5 FGAs and 2 of 2 PATs and kicked a career-long 56-yd. game-winning FG with 1:39 remaining for a 29-27 victory at Buf. (11/17).
- His 30th FG of the season came on a 27-yarder at Phi. (12/15) as he broke K Matt Stover's single-season Browns record.

## 2007 (CLEVELAND)

- Was voted as a Browns special teams captain at the start of the season.
- Set a career-high with 120 points, which ranked t-2nd in team history and is the highest total by a Browns kicker.
- Became the first player in Browns franchise history to post 4 seasons of 100-or-more points.
- Moved into 4th place on the Browns all-time scoring list with 685 career points as he posted 15 points vs. Cin. (9/16), surpassing K Matt Bahr (677 points).
- Had 2 game-winning OT kicks, with a 25-yarder vs. Seattle (11/4) and a 33-yarder at Bal. (11/18).
- Had a season-high 4 made FGs at Bal. (11/18), including the game-tying 51-yd. FG to force OT, where he also hit the game-winning 33-yd. FG.
- With 9 points vs. Hou. (11/25), Dawson moved into 3rd place in franchise history in all-time scoring with 760 total points, surpassing RB Jim Brown (756).

## 2006 (CLEVELAND)

- Set a Browns franchise record and personal high with 6 made FGs and 19 points at SD (11/5).
- Made a season-long 51-yd. FG at Bal. (12/17).
- Hit a game-winning 33-yd. FG in OT vs. KC (12/3) to make the final score 31-28.

## 2005 (CLEVELAND)

- Finished the season with 100 points for the 3rd time in his career.
- Topped the 500 career points plateau with a 22-yard FG at Ind. (9/25).
- Played in his 100th career NFL game vs. Ten. (11/6).

## 2004 (CLEVELAND)

- Recorded his 2nd season with 100 points as he established a Browns franchise record with 27 consecutive FGs made (vs. SD 10/19/03 - vs. NYJ 11/21/04).
- Had a season-high 5 FGs and 16 points in the season finale at Hou. (1/2/05).

## 2003 (CLEVELAND)

- Led the Browns with 74 points after connecting on 18 of 21 FGAs and 20 of 21 PATs.
- Had a season-high 14 points vs. Arz. (11/16), making 3 of 3 FGAs and 5 of 5 PATs.
- Missed the final 3 games of the season after being placed on Injured Reserve (12/9) with a fractured left arm.

## 2002 (CLEVELAND)

- Posted his first 100 point season after making 22 of 28 FGAs. 34-35 PATs, a long of 52 yds. and helped to lead the Browns to the postseason.
- Nailed a 33-yd. FG in OT to lift the Browns to a 31-28 win at Ten. (9/22).
- Converted on 2 outside kicks, at Ten. (9/22) and vs. Bal. (10/6). The outside kick at Ten. led to a 4th qtr. TD to force OT and Dawson recovered his own outside kick vs. Bal.
- Made a 35-yd. FG with 3:30 remaining in the 4th qtr. at NYJ (10/27) to give his team a 24-21 win.
- Made both of his FGAs and 3 PATs totaling 9 points at Pit. (1/5/03 - AFC-W).

## 2001 (CLEVELAND)

- Ranked 2nd in the NFL in FG accuracy at 88.0% (22-25 FG atts.).
- His 15 consecutive made FGs to finish the season was the longest active streak in the NFL at the conclusion of the regular season.
- Named AFC Player of the Week for Week 3, with 3 made FGs and 2 made PATs for a total of 11 points at Jax. (9/30).
- Connected on a 44-yd. FG with :55 remaining in the 4th qtr. to give his team a 41-38 victory at Ten. (12/30).



## 2000 (CLEVELAND)

- Was perfect on the season from inside the 39-yd. line, going 12-of-12 from that distance.
- Finished the season strong by converting each of his final 8 FGAs.
- Made 4-4 FGAs and 1-1 XPAs for 13 of the team's 19 points in a Week 11 win vs. NE (11/12).

## 1999 (CLEVELAND)

- Earned a spot on the 53-man roster and won the placekicking job in training camp, fending off competition from Ks Chris Boniol and Danny Knight.
- Appeared in his first NFL game at Ten. (9/19) and converted his first att. from 41-yds. in the 2nd qtr.
- Scored the Browns first rushing TD of the season and the first rushing TD in Cleveland Browns stadium history on a 4-yd. run on a fake FG att. vs. Cin. (10/10).
- Made a 39-yd. FG as time expired to provide the Browns with a 16-15 win at Pit. (11/14).

## 1998 (NEW ENGLAND)

- Originally signed by Oak. as an undrafted free agent and was later waived by the Raiders on 8/18.
- Claimed via waivers by NE on 8/21 and spent the entire season on the Patriots practice squad.

## COLLEGE

A 4-year letterman at the University of Texas where he was a team captain and earned First-Team All-America and Big 12 honors following his senior year in 1997. As a junior, he was a First-Team All America selection and connected on 19 of 24 atts. for 108 points in 12 games with a career-long 53 yarder. He was also named to the All-Academic Big 12 teams in 1996 and 1997.

## PERSONAL

- He and his wife, Shannon, have two sons, Dru and Beau, and a daughter, Sophiann.
- Born in West Palm, FL, but grew up in Dallas, TX, where he attended Lake Highlands HS. He started at tackle in addition to his placekicking duties.
- Named the 2007 Dino Lucarelli "Good Guy" Award by the Cleveland PFWA chapter, the 2006 Ed Block Courage Award winner and the 2006 winner of the Doug Dieken Humanitarian Award for his charitable and community efforts, as recognized by the Cleveland Touchdown Club.
- His wife, Shannon, is an accomplished singer who has sang at George W. Bush's Inauguration after he was elected Governor of Texas (1994).

## INJURY REPORT

**2003:** Suffered a fractured left arm and missed the last 3 games of the season after being placed on the Injured Reserve List (12/9).

**2009:** Was Inactive for 5 games with a right calf injury [at Bal. (9/27), vs. Cin (10/4), at Buf. (10/11), at Pit. (10/18), vs. GB (10/25)].

# SAN FRANCISCO 49ERS

## DAWSON'S GAME-BY-GAME

### 1999 (Cleveland)

Date	Opp	W/L	Pts	XP-XPA	FG-FGA	Kick-By-Kick
Sep 12	Pit	L	—	INACTIVE	—	
Sep 19	at Ten	L	3	0-0	1-1	41
Sep 26	at Bal	L	4	1-1	1-1	49
Oct 3	NE	L	1	1-1	0-1	38N
Oct 10	Cin	L	5	2-2	1-1	33
Oct 17	at Jax	L	1	1-1	0-0	
Oct 24	at StL	L	3	0-0	1-1	47
Oct 31	at NO	W	3	3-3	0-1	46N
Nov 7	Bal	L	3	0-1	1-1	25
Nov 14	at Pit	W	4	1-1	1-1	39
Nov 21	Car	L	5	2-2	1-2	38N, 23
Nov 28	Ten	L	3	3-3	0-1	
Dec 5	at SD	L	4	1-1	1-2	33, 45N
Dec 12	at Cin	L	2	2-2	0-0	
Dec 19	Jax	L	2	2-2	0-0	
Dec 26	Ind	L	4	4-4	0-0	
<b>TOTALS</b>			<b>47</b>	<b>23-24</b>	<b>8-12</b>	<b>Long: 49</b>

### 2000 (Cleveland)

Date	Opp	W/L	Pts	XP-XPA	FG-FGA	Kick-By-Kick
Sep 3	Jax	L	1	1-1	0-0	
Sep 10	at Cin	W	6	3-3	1-1	30
Sep 17	Pit	W	11	2-2	3-3	23, 28, 19
Sep 24	at Oak	L	4	1-1	1-2	42N, 29
Oct 1	Bal	L	0	0-0	0-0	
Oct 8	at Arz	L	3	3-3	0-1	42N
Oct 15	at Den	L	4	1-1	1-1	45
Oct 22	at Pit	L	0	0-0	0-1	42N
Oct 29	Cin	L	3	0-0	1-1	18
Nov 5	NYG	L	3	0-0	1-1	19
Nov 12	NE	W	13	1-1	4-4	39, 43, 35, 35
Nov 19	at Ten	L	4	1-1	1-1	38
Nov 26	at Bal	L	1	1-1	0-0	
Dec 3	at Jax	L	0	0-0	0-0	
Dec 10	Phi	L	6	3-3	1-1	29
Dec 17	Ten	L	0	0-0	0-0	
<b>TOTALS</b>			<b>59</b>	<b>17-17</b>	<b>14-17</b>	<b>Long: 45</b>

### 2001 (Cleveland)

Date	Opp	W/L	Pts	XP-XPA	FG-FGA	Kick-By-Kick
Sep 9	Sea	L	6	0-0	2-3	37N, 48, 22
Sep 23	Det	W	6	3-3	1-2	33, 46N
Sep 30	at Jax	W	11	2-2	3-3	35, 28, 30
Oct 7	SD	W	8	2-2	2-3	31, 48N, 27
Oct 14	at Cin	L	2	2-2	0-0	
Oct 21	Bal	W	6	3-3	1-1	33
Nov 4	at Chi	L	3	3-3	0-0	
Nov 11	Pit	L	4	1-1	1-1	40
Nov 18	at Bal	W	9	3-3	2-2	29, 42
Nov 25	Cin	W	12	0-1	4-4	23, 27, 23, 33
Dec 2	Ten	L	1	1-1	0-0	
Dec 9	at NE	L	10	1-1	3-3	27, 39, 22
Dec 16	Jax	L	4	1-1	1-1	29
Dec 23	at GB	L	1	1-1	0-0	
Dec 30	at Ten	W	11	5-5	2-2	30, 44
Jan 6	at Pit	L	1	1-1	0-0	
<b>TOTALS</b>			<b>95</b>	<b>29-30</b>	<b>22-25</b>	<b>Long: 48</b>

### 2002 (Cleveland)

Date	Opp	W/L	Pts	XP-XPA	FG-FGA	Kick-By-Kick
Sep 8	KC	L	15	3-3	4-4	20, 32, 34, 41
Sep 15	Cin	W	8	2-2	2-2	52, 45
Sep 22	at Ten	W	7	4-4	1-2	52N, 33
Sep 29	at Pit	L	7	1-1	2-3	28, 28, 45N
Oct 6	Bal	L	1	1-1	0-0	
Oct 13	at TB	L	3	0-0	1-1	50
Oct 20	Hou	W	10	4-4	2-2	35, 43
Oct 27	at NYJ	W	10	1-1	3-3	23, 26, 35
Nov 3	Pit	L	2	2-3	0-0	
Nov 17	at Cin	W	9	3-3	2-3	24N, 27, 40
Nov 24	at NO	W	6	3-3	1-1	28
Dec 1	Car	L	6	0-0	2-3	25, 30N, 33
Dec 8	at Jax	W	3	3-3	0-2	42N, 36B
Dec 15	Ind	L	5	2-2	1-1	29
Dec 22	at Bal	W	2	2-2	0-0	
Dec 29	Atl	W	6	3-3	1-1	40
<b>TOTALS</b>			<b>100</b>	<b>34-35</b>	<b>22-28</b>	<b>Long: 52</b>

### 2002 Postseason (Cleveland)

Date	Opp	W/L	Pts	XP-XPA	FG-FGA	Kick-By-Kick
Jan 5	at Pit	L	9	3-3	2-2	31, 24
<b>TOTALS</b>			<b>9</b>	<b>3-3</b>	<b>2-2</b>	<b>Long: 31</b>

### 2003 (Cleveland)

Date	Opp	W/L	Pts	XP-XPA	FG-FGA	Kick-By-Kick
Sep 7	Ind	L	6	0-0	2-2	19, 20
Sep 14	at Bal	L	7	1-1	2-2	44, 35
Sep 21	at SF	W	1	1-1	0-1	48N
Sep 28	Cin	L	2	2-2	0-1	35N
Oct 5	at Pit	W	9	3-4	2-2	19, 22
Oct 12	Oak	W	7	1-1	2-2	52, 32
Oct 19	SD	L	8	2-2	2-3	46N, 46, 42
Oct 26	at NE	L	3	0-0	1-1	29
Nov 9	at KC	L	8	2-2	2-2	50, 22
Nov 16	Arz	W	14	5-5	3-3	34, 24, 29
Nov 23	Pit	L	6	0-0	2-2	27, 31
Nov 30	at Sea	L	1	1-1	0-0	
Dec 8	StL	L	2	2-2	0-0	

PLACED ON INJURED RESERVE (Arm) ON 12/9

<b>TOTALS</b>			<b>74</b>	<b>20-21</b>	<b>18-21</b>	<b>Long: 52</b>
---------------	--	--	-----------	--------------	--------------	-----------------

### 2004 (Cleveland)

Date	Opp	W/L	Pts	XP-XPA	FG-FGA	Kick-By-Kick
Sep 12	Bal	W	8	2-2	2-2	37, 25
Sep 19	at Dal	L	12	0-0	4-4	45, 23, 49, 22
Sep 26	at NYG	L	4	1-1	1-1	49
Oct 3	Was	W	5	2-2	1-1	30
Oct 10	at Pit	L	11	2-2	3-3	24, 34, 46
Oct 17	Cin	W	10	4-4	2-2	23, 33
Oct 24	Phi	L	7	4-4	1-1	38
Nov 7	at Bal	L	7	1-1	2-2	50, 29
Nov 14	Pit	L	4	1-1	1-1	31
Nov 21	NYJ	L	1	1-1	0-2	42N, 34N
Nov 28	at Cin	L	12	6-6	2-2	23, 29
Dec 5	NE	L	1	1-1	0-0	
Dec 12	at Buf	L	1	1-1	0-1	45N
Dec 19	SD	L	0	0-0	0-1	39N
Dec 26	at Mia	L	1	1-1	0-1	43N
Jan 2	at Hou	W	16	1-1	5-5	45, 22, 29, 45, 22
<b>TOTALS</b>			<b>100</b>	<b>28-28</b>	<b>24-29</b>	<b>Long: 50</b>

# SAN FRANCISCO 49ERS

## DAWSON'S GAME-BY-GAME

### 2005 (Cleveland)

Date	Opp	W/L	Pts	XP-XPA	FG-FGA	Kick-By-Kick
Sep 11	Cin	L	7	1-1	2-2	29, 34
Sep 18	at GB	W	8	2-3	2-2	21, 39
Sep 25	at Ind	L	6	0-0	2-2	40, 22
Oct 9	Chi	W	8	2-2	2-2	19, 44
Oct 16	at Bal	L	3	0-0	1-1	24
Oct 23	Det	L	4	1-1	1-1	30
Oct 30	at Hou	L	10	1-1	3-3	28, 29, 37
Nov 6	Ten	W	8	2-2	2-3	37, 19, 39N
Nov 13	at Pit	L	3	3-3	0-0	
Nov 20	Mia	W	10	1-2	3-3	23, 40, 24
Nov 27	at Min	L	6	0-0	2-2	32, 38
Dec 4	Jax	L	2	2-2	0-1	34N
Dec 11	at Cin	L	8	2-2	2-2	41, 29
Dec 18	at Oak	W	9	0-0	3-3	44, 24, 37
Dec 24	Pit	L	0	0-0	0-0	
Jan 1	Bal	W	8	2-2	2-2	21, 39
<b>TOTALS</b>			<b>100</b>	<b>19-21</b>	<b>27-29</b>	<b>Long: 44</b>

### 2006 (Cleveland)

Date	Opp	W/L	Pts	XP-XPA	FG-FGA	Kick-By-Kick
Sep 10	NO	L	2	2-2	0-0	
Sep 17	at Cin	L	5	2-2	1-1	30
Sep 24	Bal	L	2	2-2	0-0	
Oct 1	at Oak	W	6	3-3	1-2	48N, 28
Oct 8	at Car	L	12	0-0	4-4	41, 47, 22, 32
Oct 22	Den	L	1	1-1	0-0	
Oct 29	NYJ	W	8	2-2	2-3	47, 26N, 21
Nov 5	at SD	L	19	1-1	6-6	37, 20, 42, 30, 36, 35
Nov 12	at Atl	W	5	2-2	1-1	43
Nov 19	Pit	L	8	2-2	2-3	44N, 23, 35
Nov 26	Cin	L	0	0-0	0-1	48N
Dec 3	KC	W	7	4-4	1-1	33
Dec 7	at Pit	L	1	1-1	0-1	40N
Dec 17	at Bal	L	5	2-2	1-2	51, 47N
Dec 24	TB	L	1	1-1	0-1	31N
Dec 31	at Hou	L	6	0-0	2-3	48N, 43, 36
<b>TOTALS</b>			<b>88</b>	<b>25-25</b>	<b>21-29</b>	<b>Long: 51</b>

### 2007 (Cleveland)

Date	Opp	W/L	Pts	XP-XPA	FG-FGA	Kick-By-Kick
Sep 9	Pit	L	1	1-1	0-0	
Sep 16	Cin	W	15	6-6	3-3	39, 39, 18
Sep 23	at Oak	L	6	3-3	1-2	23, 40B
Sep 30	Bal	W	9	3-3	2-2	41, 20
Oct 7	at NE	L	5	2-2	1-1	42
Oct 14	Mia	W	11	5-5	2-2	40, 20
Oct 28	at StL	W	9	3-3	2-2	35, 45
Nov 4	Sea	W	7	1-2	2-2	19, 25
Nov 11	at Pit	L	4	4-4	0-1	52N
Nov 18	at Bal	W	15	3-3	4-5	35N, 28, 39, 51, 33
Nov 25	Hou	W	9	3-3	2-2	25, 27
Dec 2	at Arz	L	7	1-1	2-2	37, 22
Dec 9	at NYJ	W	6	3-3	1-1	49
Dec 16	Buf	W	6	0-0	2-2	35, 49
Dec 23	at Cin	L	2	2-2	0-0	
Dec 30	SF	W	8	2-2	2-3	23, 49
<b>TOTALS</b>			<b>120</b>	<b>42-43</b>	<b>26-30</b>	<b>Long: 51</b>

### 2008 (Cleveland)

Date	Opp	W/L	Pts	XP-XPA	FG-FGA	Kick-By-Kick
Sep 7	Dal	L	4	1-1	1-1	34
Sep 14	Pit	L	6	0-0	2-2	31, 38
Sep 21	at Bal	L	4	1-1	1-1	38
Sep 28	at Cin	W	8	2-2	2-2	25, 29
Oct 13	NYG	W	9	3-3	2-3	28, 51N, 26
Oct 19	at Was	L	3	0-0	1-2	37
Oct 26	at Jax	W	11	2-2	3-3	32, 20, 42
Nov 2	Bal	L	9	3-3	2-2	23, 54
Nov 6	Den	L	12	3-3	3-3	24, 52, 33
Nov 17	at Buf	W	17	2-2	5-5	40, 33, 43, 22, 56
Nov 23	Hou	L	6	0-0	2-3	32, 32, 39N
Nov 30	Ind	L	6	0-0	2-3	34, 25, 34N
Dec 7	at Ten	L	9	0-0	3-4	47, 41, 44N, 39
Dec 15	at Phi	L	4	1-1	1-1	27
Dec 21	Cin	L	0	0-0	0-0	
Dec 28	at Pit	L	0	0-0	0-1	53N
<b>TOTALS</b>			<b>108</b>	<b>18-18</b>	<b>30-36</b>	<b>Long: 56</b>

### 2009 (Cleveland)

Date	Opp	W/L	Pts	XP-XPA	FG-FGA	Kick-By-Kick
Sep 13	Min	L	8	2-2	2-2	37, 20
Sep 20	at Den	L	6	0-0	2-2	22, 47
Sep 27	at Bal	L				INACTIVE (Hamstring)
Oct 4	Cin	L				INACTIVE (Hamstring)
Oct 11	at Buf	W				INACTIVE (Hamstring)
Oct 18	at Pit	L				INACTIVE (Hamstring)
Oct 25	GB	L				INACTIVE (Hamstring)
Nov 1	at Chi	L	0	0-1	0-0	
Nov 16	Bal	L	0	0-0	0-0	
Nov 22	at Det	L	9	3-3	2-2	44, 29
Nov 29	at Cin	L	1	1-1	0-0	
Dec 6	SD	L	5	2-2	1-2	43N, 49
Dec 10	Pit	W	7	1-1	2-2	29, 29
Dec 20	at KC	W	11	5-5	2-3	47, 30, 52N
Dec 27	Oak	W	11	2-2	3-3	42, 33, 34
Jan 3	Jax	W	11	2-2	3-3	27, 21, 33
<b>TOTALS</b>			<b>69</b>	<b>18-19</b>	<b>17-19</b>	<b>Long: 49</b>

### 2010 (Cleveland)

Date	Opp	W/L	Pts	XP-XPA	FG-FGA	Kick-By-Kick
Sep 12	at TB	L	2	2-2	0-1	62N
Sep 19	KC	L	2	2-2	0-1	42N
Sep 26	at Bal	L	5	2-2	1-1	38
Oct 3	Cin	W	11	2-2	3-3	30, 31, 22
Oct 10	Atl	L	4	1-1	1-1	19
Oct 17	at Pit	L	4	1-1	1-1	39
Oct 24	at NO	W	12	3-3	3-3	23, 21, 48
Nov 7	NE	W	10	4-4	2-2	38, 37
Nov 14	NYJ	L	8	2-2	2-2	34, 23
Nov 21	at Jax	L	8	2-2	2-4	51N, 38, 51N, 41
Nov 28	Car	W	6	3-3	1-1	41
Dec 5	at Mia	W	7	1-1	2-3	32, 47N, 23
Dec 12	at Buf	L	6	0-0	2-2	19, 25
Dec 19	at Cin	L	5	2-2	1-1	23
Dec 26	Bal	L	4	1-1	1-1	30
Jan 2	Pit	L	3	0-0	1-1	19
<b>TOTALS</b>			<b>97</b>	<b>28-28</b>	<b>23-28</b>	<b>Long: 48</b>

# SAN FRANCISCO 49ERS

## DAWSON'S GAME-BY-GAME

### 2011 (Cleveland)

Date	Opp	W/L	Pts	XP-XPA	FG-FGA	Kick-By-Kick
Sep 11	Cin	L	5	2-2	1-1	20
Sep 18	at Ind	W	9	3-3	2-2	20, 23
Sep 25	Mia	W	5	2-2	1-1	30
Oct 2	Ten	L	7	1-1	2-2	48, 51
Oct 16	at Oak	L	5	2-2	1-1	47
Oct 23	Sea	W	6	0-0	2-4	48B, 52, 53, 24B
Oct 30	at SF	L	4	1-1	1-1	52
Nov 6	at Hou	L	6	0-0	2-2	50, 51
Nov 13	StL	L	12	0-0	4-5	44, 32, 43, 27, 22N
Nov 20	Jax	W	2	2-2	0-1	38N
Nov 27	at Cin	L	8	2-2	2-3	32, 54, 55N
Dec 4	Bal	L	4	1-1	1-1	21
Dec 8	at Pit	L	3	0-0	1-1	20
Dec 18	at Arz	L	5	2-2	1-1	44
Dec 24	at Bal	L	2	2-2	0-0	
Jan 1	Pit	L	9	0-0	3-3	26, 45, 49
<b>TOTALS</b>			<b>92</b>	<b>20-20</b>	<b>24-29</b>	<b>Long: 54</b>

### 2012 (Cleveland)

Date	Opp	W/L	Pts	XP-XPA	FG-FGA	Kick-By-Kick
Sep 9	Phi	L	10	1-1	3-3	43, 42, 22
Sep 16	at Cin	L	9	3-3	2-2	50, 25
Sep 23	Buf	L	2	2-2	0-0	
Sep 27	at Bal	L	10	1-1	3-3	51, 50, 52
Oct 7	at NYG	L	9	3-3	2-2	32, 41
Oct 14	Cin	W	10	4-4	2-2	41, 38
Oct 21	at Ind	L	1	0-0	1-1	
Oct 28	SD	W	1	0-0	1-1	
Nov 4	Bal	L	15	0-0	5-5	32, 28, 29, 33, 41
Nov 18	at Dal	L	8	2-2	2-2	51, 37
Nov 25	Pit	W	8	2-2	2-2	28, 32
Dec 2	at Oak	W	8	2-2	2-3	41, 35, 28B
Dec 9	KC	W	12	3-3	3-3	23, 24, 34
Dec 16	Was	L	3	3-3	0-0	
Dec 23	at Den	L	6	0-0	2-2	27, 53
Dec 30	at Pit	L	4	1-1	1-2	39N, 51
<b>TOTALS</b>			<b>116</b>	<b>29-29</b>	<b>29-31</b>	<b>Long: 53</b>

### 2013 (San Francisco)

Date	Opp	W/L	Pts	XP-XPA	FG-FGA	Kick-By-Kick
Sep 8	GB	W	10	4-4	2-3	48N, 27, 33
Sep 15	at Sea	L	3	0-0	1-1	21
Sep 22	Ind	L	1	1-1	0-0	
Sep 26	at StL	W	5	5-5	0-2	53N, 71N
Oct 6	Hou	W	10	4-4	2-2	38, 24
Oct 13	Arz	W	12	3-3	3-3	35, 26, 44
Oct 20	at Ten	W	7	4-4	1-1	44
Oct 27	at Jax	W	6	6-6	0-0	
Nov 10	Car	L	9	0-0	3-3	53, 43, 25
Nov 17	at NO	L	8	2-2	2-2	55, 29
Nov 25	at Was	W	9	3-3	2-2	29, 49
Dec 1	StL	W	11	2-2	3-3	32, 43, 24
Dec 8	Sea	W	13	1-1	4-4	23, 48, 52, 22
Dec 15	at TB	W	15	3-3	4-4	47, 43, 21, 35
Dec 23	Atl	W	10	4-4	2-2	49, 30
Dec 29	at Arz	W	11	2-2	3-4	27, 24N, 56, 40
<b>TOTALS</b>			<b>140</b>	<b>44-44</b>	<b>32-36</b>	<b>Long: 56</b>

### 2013 Postseason (San Francisco)

Date	Opp	W/L	Pts	XP-XPA	FG-FGA	Kick-By-Kick
Jan 5	at GB	W	11	2-2	3-3	22, 25, 33
Jan 12	at Car	W	11	2-2	3-3	49, 33, 34
Jan 19	at Sea	L	5	2-2	1-1	25
<b>TOTALS</b>			<b>27</b>	<b>6-6</b>	<b>7-7</b>	<b>Long: 49</b>

### 2014 (San Francisco)

Date	Opp	W/L	Pts	XP-XPA	FG-FGA	Kick-By-Kick
Sep 7	at Dal	W	4	4-4	0-1	37N
Sep 14	Chi	L	8	2-2	2-2	27, 24
Sep 21	at Arz	L	2	2-2	0-1	45B
Sep 28	Phi	W	14	2-2	4-4	29, 51, 46, 31
Oct 5	KC	W	16	1-1	5-5	31, 55, 52, 27, 30
Oct 13	at StL	W	7	4-4	1-1	54
Oct 19	at Den	L	5	2-2	1-2	51N, 22
Nov 2	StL	L	4	1-1	1-2	36, 55N
Nov 9	at NO	W	9	3-3	2-2	45, 35
Nov 16	at NYG	W	10	1-1	3-3	31, 37, 44
Nov 23	Was	W	5	2-2	1-1	41
Nov 27	Sea	L	3	0-0	1-1	40
Dec 7	at Oak	L	4	1-1	2-3	52, 20, 47N
Dec 14	at Sea	L	1	1-1	0-0	
Dec 20	SD	L	5	5-5	0-1	60N
Dec 28	Arz	W	8	2-2	2-2	53, 37
<b>TOTALS</b>			<b>108</b>	<b>33-33</b>	<b>25-31</b>	<b>Long: 55</b>



# JORDAN DEVEY

65

HT	WT	COLLEGE	
6-6	320	MEMPHIS	OL
BORN 1.11.89 // AMERICAN FORK, UT // AMERICAN FORK HS, AMERICAN FORK, UT 3RD YEAR // ACQUIRED TR IN '15 - NE			

## 2015 HIGHLIGHTS

- Part of an offensive line group that helped the team rush for 230 total yds. vs. Min (9/14), the most in franchise history during a season opening game. The O-Line helped pave the way for RB Carlos Hyde as he rushed for a NFL Week 1-high of 168 yds. and 2 TDs.
- The 49ers offensive line did not allow a sack on 25 atts. by QB Blaine Gabbert vs. Atl. (11/8), and helped pave the way for 133 yds. rushing. It marked the first time the 49ers did not allow a sack in a game since 10/13/14 at StL (36 atts.).

## GOLDMINE

- Did not play football in high school after being diagnosed with Osgood-Schlatter disease, an inflammation of the patellar ligament in the knee, in junior high. Instead, he joined the nationally acclaimed marching band at American Fork HS as a tuba player.
- Turned down several music scholarships after performing as a tuba player in the high school band in order to serve a two-year church mission in Costa Rica for The Church of Jesus Christ of Latter-day Saints (LDS). In 2009, after his mission trip, he discovered the disease had subsided and walked on to the football team at Snow Junior College in Ephraim, UT.
- Prior to his mission work, he took a job working security on the graveyard shift for a computer company. For twelve hours a day and five days a week, he checked diesel rigs bringing in shipments.

## 2014 (NEW ENGLAND)

- Saw action in seven games with the Patriots, including four starts.
- Made his NFL debut and first start at right guard in the season opener for New England at Mia. (9/7).
- Made his first career start at left guard vs. NYJ (10/16).

## DEVEY'S GOLDEN NUGGETS

- Did not play football in high school due to being diagnosed with Osgood-Schlatter Disease in junior high.
- Turned down music scholarships as a tuba player in order to serve a two-year church mission in Costa Rica.

## 2013 (BALTIMORE/NEW ENGLAND)

- Signed with the Baltimore Ravens as an undrafted free agent on 5/3.
- Added to the Baltimore Ravens practice squad on 9/1 and was waived on 9/2.
- Signed to the New England Patriots practice squad on 9/3 where he spent the remainder of the season.

## COLLEGE

Played two years at Memphis after transferring from Snow Junior College. Started at left guard for the East team at the 2013 East-West Shrine game. Was on the field for all 1,558 snaps during his two years at Memphis. Named team MVP after his senior season in 2012. Named offensive player of the year in 2010 for Snow Junior College after walking on in 2009.

## PERSONAL

- Attended American Fork (UT) High School where he did not play football after suffering from Osgood-Schlatter Disease in junior high.
- Married to Linsey Hodgkiss, a former Snow basketball player.
- Born Jordan Devey (1/11/89) in American Fork, UT.

## DEVEY'S CAREER STATISTICS

GAMES/STARTS – 21/13; 2014 (7/4); 2015 (14/9).

### Milestones:

NFL Debut: at Mia. (9/7/14); First Start: at Mia. (9/7/14);

## DEVEY'S TRANSACTIONS

Originally signed by Bal. as an undrafted free agent on 5/3/13...Waived by Bal. on 8/30/13...Signed to the Bal. practice squad on 9/1/13...Waived by Bal. on 9/2/13...Signed to the NE practice squad on 9/3/13...Traded to SF on 8/18/15.





# QUINTON DIAL

92

DT

HT	WT	COLLEGE
6-5	318	ALABAMA
BORN 7.21.90 // CLAY, AL // CLAY-CHALKVILLE HS, CLAY, AL 3RD YEAR // ACQUIRED D-5 IN '13		

## 2015 HIGHLIGHTS

- Registered his first sack of the season vs. Sea. (10/22), dropping Seahawks QB Russell Wilson for a 2-yd. loss.
- Recorded the first blocked kick of his career at StL (11/1), blocking a 40-yd. FGA by Rams K Greg Zuerlein.
- Part of a defensive line unit that held the Falcons to 17 yds. rushing on 14 carries (1.2 avg.) vs. Atl. (11/8). This marked the 4th fewest rushing yards allowed in a game by the 49ers since 2001.
- Registered 1.0 sack and his second blocked kick of the season at Cle. (12/13), blocking a 42-yd. FGA by Browns K Travis Coons. According to Elias, Dial became the first member of the 49ers to register 2 blocked FGs in the same season since DE Lawrence Pillers blocked 2 FGs in 1983.

## GOLDMINE

- In 2014, Dial started his own foundation called "QD Kids." The mission is "to show love and support to underprivileged kids today so they will have the best opportunity to be our leaders of tomorrow." Dial held a fundraiser at a bowling alley that also featured the raffling of autographed jerseys and held a holiday toy drive in December of 2014 to benefit his foundation.
- Dial connected with Alex Fernandez, a 20-year-old 49ers fan who lost his battle with brain cancer in July of 2015. One of the things that Fernandez wanted to do before he passed was to see a 49ers game at Levi's® Stadium. Through "QD Kids," Dial sent Fernandez a package consisting of 49ers items: A team blanket, jerseys from QB Colin Kaepernick and LB Patrick Willis, an autographed football, hats and a poster. Dial included a signed jersey of his own and also included a video message for Fernandez. After he passed, Dial said on Twitter, "I want Alex Fernandez to know that he has made a difference in my life by sharing his story," Dial wrote. "He is my hero, and people like him encourage me to continue our work through our non-profit QD Kids. I lead this non-profit in order to make 'moments' count for all children and adults who are combating challenges in their life. My first game is going to be dedicated to him for being a brave hero and for making a difference in the lives of others."
- In 2015, Dial was very active during the offseason. He spent time at the Bill Wilson Center with underprivileged youth, participated in a Special Olympics basketball game and helped a terminal cancer patient check 'attending a 49ers game' off his bucket list by visiting him in the hospital and supplying him with a bunch of 49ers gear.



## DIAL'S GOLDEN NUGGETS

- Earned his first career NFL start at NYG (11/16) and first career sack at NO (11/9) during the 2014 season.
- Dial's mother passed away when he was 10. His father fell on difficult times, ultimately unable to support him any longer and he was brought in by the families of his church.

## DIAL'S GAME-BY-GAME

2015	Date	Opp	W/L	P/S	Tot	Sol	Ast	Sk	Yds	Int	Yds	PD	FF	FR	Yds
Sep 14	Min	W	1/1	2	1	1	0.0	0.0	0	0	0	0	0	0	0
Sep 20	at Pit	L	1/1	2	2	0	0.0	0.0	0	0	0	0	0	0	0
Sep 27	at Arz	L	1/1	3	3	0	0.0	0.0	0	0	0	0	0	0	0
Oct 4	GB	L	1/1	5	4	1	0.0	0.0	0	0	0	0	0	0	0
Oct 11	at NYG	L	1/1	7	2	5	0.0	0.0	0	0	0	0	0	0	0
Oct 18	Bal	W	1/1	6	3	3	0.0	0.0	0	0	0	0	0	0	0
Oct 22	Sea	L	1/1	3	2	1	1.0	2.0	0	0	0	0	0	0	0
Nov 1	at StL	L	1/1	7	6	1	0.0	0.0	0	0	0	0	0	0	0
Nov 8	Atl	W	1/1	1	1	0	0.0	0.0	0	0	0	0	0	0	0
Nov 22	at Sea	L	1/1	7	4	3	0.5	1.5	0	0	0	0	0	0	0
Nov 29	Arz	L	1/1	2	2	0	0.0	0.0	0	0	0	0	0	0	0
Dec 6	at Chi	W	1/1	9	7	2	0.0	0.0	0	0	1	0	0	0	0
Dec 13	at Cle	L	1/1	4	2	2	1.0	11.0	0	0	0	0	0	0	0
Dec 20	Cin	L	1/1	9	5	4	0.0	0.0	0	0	0	0	0	0	0
Dec 27	at Det	L	1/1	6	3	3	0.0	0.0	0	0	0	0	0	0	0
Jan 3	StL														
<b>TOTALS</b>					<b>15/15</b>	<b>73</b>	<b>47</b>	<b>26</b>	<b>2.5</b>	<b>14.5</b>	<b>0</b>	<b>0</b>	<b>1</b>	<b>0</b>	<b>0</b>

## GOLDMINE (CONTINUED)

- As an event for "QD Kids," Dial helped organize a fundraiser called "Bowling 4 Backpacks" in July of 2015. All of the proceeds from the event went directly to buying school supplies and backpacks for kids in need.
- Dial's church family has played a major role in his life and has positively impacted him, making him the man he is today. "They have supported me a lot throughout the years," said Dial. "They encouraged me and prayed with me. I would say my church family is my biggest supporter that I have right now and has helped me to get where I am today."

# SAN FRANCISCO 49ERS

## DIAL'S CAREER STATISTICS

TACKLES									INTERCEPTIONS					FUMBLES		
YEAR	TEAM	GP	GS	TOT	SOL	AST	SACKS	YDS	INT	YDS	LG	TD	PD	FF	FR	YDS
2013	SF	3	0	2	1	1	0.0	0.0	0	0	—	0	0	0	0	0
2014	SF	14	6	57	28	29	2.0	7.0	0	0	—	0	1	0	0	0
2015	SF	15	15	73	47	26	2.5	14.5	0	0	—	0	1	0	0	0
TOTALS		32	21	132	76	56	4.5	21.5	0	0	—	0	2	0	0	0

### PLAYOFFS

YEAR	TEAM	GP	GS	TACKLES				YDS	INT	INTERCEPTIONS				PD	FUMBLES		
				TOT	SOL	AST	SACKS			YDS	LG	TD	FF		FR	YDS	
2013	SF	0	0	0	0	0	0.0	0.0	0	0	—	0	0	0	0	0	0
TOTALS		0	0	0	0	0	0.0	0.0	0	0	—	0	0	0	0	0	0

### Additional Statistics:

**Blocked Field Goal – 2:** 2015 (2)

### Milestones:

**NFL Debut:** at Ten. (10/20/13); **First Start:** at NYG (11/16/14); **First Career Sack:** at NO (11/9/14); **First Blocked FG:** at StL (11/1/15 – K Greg Zuerlein)

## DIAL'S CAREER HIGHS

**Total Tackles:** 12 vs. Sea. (11/27/14)  
**Solo:** 7 (2 Times) Last at Chi. (12/6/15)

**Assists:** 5 (3 times) at NYG (10/11/15)  
**Sacks:** 1.0 (3 times) Last vs. Sea. (10/22/15)

## DIAL'S TRANSACTIONS

Originally a 5th-round (157th overall) draft choice by SF in 2013...Placed on the Reserve/Non-Football Injury List on 8/27/13...Activated from the Reserve/Non-Football Injury List on 10/19/13.

## 2014

- Registered his first career sack at NO (11/9), dropping Saints QB Drew Brees for a 5-yd. loss.
- Made his first career start at NYG (11/16).
- Registered a career-high 12 tackles vs. Sea. (11/27).
- Sacked Chargers QB Philip Rivers for a 2-yd. loss vs. SD (12/20).

## 2013

- Made his NFL debut and registered his first career tackle at Ten. (10/20).

## COLLEGE

Played in 25 games for the Crimson Tide and registered 45 tackles, 2.5 sacks and 7.5 TFLs. As a senior, played in 13 games and notched 21 tackles, 1.5 sacks and 4.5 TFLs. During his junior year, played in 12 games tallying 1.0 sack, 3 TFLs and 24 tackles. Attended East Mississippi Community College where he was a standout at nose guard. As a freshman at EMCC, made 24 tackles with 3.0 sacks.

## PERSONAL

- Attended Clay-Chalkville (Clay, AL) HS and was rated the 33rd-best defensive tackle in the nation by Rivals.com.
- As a senior, was a member of the Alabama Sports Writers Association's Super 12 team, named first-team all-state and was the 2008 ASWA's 6A Defensive Lineman of the Year.
- Bagged groceries and pushed carts at his local grocery store growing up. He also worked as a cook at a barbecue restaurant and cut grass to try to make some extra money.
- Was named second-team all-state by *The Birmingham News*.
- Born Quinton Dial (7/21/90) in Pinson, AL.

## INJURY REPORT

**2013:** Inactive vs. Car. (11/10) with an ankle injury.

## DIAL'S GAME-BY-GAME

2013														2014															
Date	Opp	W/L	P/S	Tot	Sol	Ast	Sk	Yds	Int	Yds	PD	FF	FR	Yds	Date	Opp	W/L	P/S	Tot	Sol	Ast	Sk	Yds	Int	Yds	PD	FF	FR	Yds
Sep 8	GB	W	—	—	—	RESERVE/NFI			—	—	—	—	—	—	Sep 7	at Dal	W	—	—	INACTIVE			—	—	—	—	—	—	—
Sep 15	at Sea	L	—	—	—	RESERVE/NFI			—	—	—	—	—	—	Sep 14	Chi	L	1/0	1	1	0	0.0	0.0	0	0	0	0	0	0
Sep 22	Ind	L	—	—	—	RESERVE/NFI			—	—	—	—	—	—	Sep 21	at Arz	L	1/0	1	0	1	0.0	0.0	0	0	0	0	0	0
Sep 26	at StL	W	—	—	—	RESERVE/NFI			—	—	—	—	—	—	Sep 28	Phi	W	1/0	1	0	1	0.0	0.0	0	0	0	0	0	0
Oct 6	Hou	W	—	—	—	RESERVE/NFI			—	—	—	—	—	—	Oct 5	KC	W	1/0	0	0	0	0.0	0.0	0	0	0	0	0	0
Oct 13	Arz	W	—	—	—	RESERVE/NFI			—	—	—	—	—	—	Oct 13	at StL	W	—	—	INACTIVE			—	—	—	—	—	—	
Oct 20	at Ten	W	1/0	1	0	1	0.0	0.0	0	0	0	0	0	0	Oct 19	at Den	L	1/0	3	1	2	0.0	0.0	0	0	0	0	0	0
Oct 27	at Jax	W	1/0	1	1	0	0.0	0.0	0	0	0	0	0	0	Nov 2	StL	L	1/0	1	0	1	0.0	0.0	0	0	0	0	0	0
Nov 10	Car	L	—	—	—	INACTIVE (Ankle)			—	—	—	—	—	—	Nov 9	at NO	W	1/0	6	4	2	1.0	5.0	0	0	1	0	0	0
Nov 17	at NO	L	—	—	—	DID NOT PLAY			—	—	—	—	—	—	Nov 16	at NYG	W	1/1	4	0	4	0.0	0.0	0	0	0	0	0	0
Nov 25	at Was	W	1/0	0	0	0	0.0	0.0	0	0	0	0	0	0	Nov 23	Was	W	1/1	3	0	3	0.0	0.0	0	0	0	0	0	0
Dec 1	StL	W	—	—	—	INACTIVE			—	—	—	—	—	—	Nov 27	Sea	L	1/1	12	7	5	0.0	0.0	0	0	0	0	0	0
Dec 8	Sea	W	—	—	—	INACTIVE			—	—	—	—	—	—	Dec 7	at Oak	L	1/1	7	3	4	0.0	0.0	0	0	0	0	0	0
Dec 15	at TB	W	—	—	—	INACTIVE			—	—	—	—	—	—	Dec 14	at Sea	L	1/1	10	5	5	0.0	0.0	0	0	0	0	0	0
Dec 23	Atl	W	—	—	—	INACTIVE			—	—	—	—	—	—	Dec 20	SD	L	1/0	7	6	1	1.0	2.0	0	0	0	0	0	0
Dec 29	at Arz	W	—	—	—	INACTIVE			—	—	—	—	—	—	Dec 28	Arz	W	1/1	1	1	0	0.0	0.0	0	0	0	0	0	0
TOTALS		3/0		2	1	1	0.0	0.0	0	0	0	0	0	0	TOTALS		14/6		57	28	29	2.0	7.0	0	0	1	0	0	0
2013 Postseason																													
Date	Opp	W/L	P/S	Tot	Sol	Ast	Sk	Yds	Int	Yds	PD	FF	FR	Yds															
Jan 5	at GB	W	—	—	—	INACTIVE			—	—	—	—	—	—															
Jan 12	at Car	W	—	—	—	INACTIVE			—	—	—	—	—	—															
Jan 19	at Sea	L	—	—	—	INACTIVE			—	—	—	—	—	—															
TOTALS		0/0		0	0	0	0.0	0.0	0	0	0	0	0	0															



# GLENN DORSEY

90

HT	WT	COLLEGE	DL
6-1	297	LOUISIANA STATE	
BORN 8.1.85 // GONZALEZ, LA // EAST ASCENSION HS, GONZALES, LA 8TH YEAR // ACQUIRED FA IN '13			

## AWARDS & HONORS

**2013:** 49ers Blue Collar Player of the Year - Defense

## 2015 HIGHLIGHTS

- Part of a defensive line unit that held the Falcons to 17 yds. rushing on 14 carries (1.2 avg.) vs. Atl. (11/8). This marked the 4th fewest rushing yards allowed in a game by the 49ers since 2001.

## GOLDMINE

- In 2011, Dorsey teamed up with PETA, urging dog owners across the country to protect their pets during harsh weather conditions by bringing them indoors. "I love my dog. I don't have any kids, so he's like my best friend. PETA came to my house and did a photo shoot with myself, and my three-year-old English Bulldog, Bugsy. It was cool. It was a good deal working with PETA. It was for a good cause and it was fun."
- Had the nickname 'Putt' as an infant because he would only get up and walk when a Putt-Putt commercial would come on TV.
- Growing up, Dorsey's grandmother, Pearl Nabor, introduced him to the San Francisco 49ers, foreshadowing his future with the team, "I used to watch the 49ers all the time when they had WR Jerry Rice and all of those great players. I used to watch them with my grandma. That was her favorite team. When I came here, it was like, 'Wow, I used to watch these guys all the time.' This was my favorite team and now I get to play for them. My grandmother passed away a few years ago, but she was the person that turned me on to the 49ers."



## DORSEY'S GOLDEN NUGGETS

- Registered a career-high 100 tackles during his first season as a member of the 49ers in 2013.
- Started the Glenn Dorsey Foundation which is "Founded on the principle that everyone, regardless of age, socioeconomic background and life circumstance should dream bigger."
- Had to wear metal braces on his legs as a 3-year old due to having severely bowed legs.

## DORSEY'S GAME-BY-GAME

2015

Date	Opp	W/L	P/S	Tot	Sol	Ast	Sk	Yds	Int	Yds	PD	FF	FR	Yds
Sep 14	Min	W	1/1	4	1	3	0.0	0.0	0	0	0	0	0	0
Sep 20	at Pit	L	1/1	2	2	0	0.0	0.0	0	0	0	0	0	0
Sep 27	at Arz	L	1/1	8	4	4	0.0	0.0	0	0	0	0	0	0
Oct 4	GB	L	1/0	2	1	1	0.0	0.0	0	0	0	0	0	0
Oct 11	at NYG	L	1/1	6	4	2	0.0	0.0	0	0	0	0	0	0
Oct 18	Bal	W	1/1	4	2	2	0.0	0.0	0	0	0	0	0	0
Oct 22	Sea	L	1/1	6	1	5	0.0	0.0	0	0	0	0	0	0
Nov 1	at StL	L	1/0	4	3	1	0.0	0.0	0	0	0	0	0	0
Nov 8	Atl	W	1/0	1	1	0	0.0	0.0	0	0	0	0	0	0
Nov 22	at Sea	L	1/1	0	0	0	0.0	0.0	0	0	0	0	0	0
PLACED ON INJURED RESERVE (Knee) ON 11/25														
TOTALS				10/7	37	19	18	0.0	0.0	0	0	0	0	0

# SAN FRANCISCO 49ERS

## DORSEY'S CAREER STATISTICS

YEAR	TEAM	GP	GS	TACKLES					INTERCEPTIONS					FUMBLES		
				TOT	SOL	AST	SACKS	YDS	INT	YDS	LG	TD	PD	FF	FR	YDS
2008	KC	16	16	50	41	9	1.0	1.0	0	0	—	0	1	1	0	0
2009	KC	15	14	45	35	10	1.0	1.0	0	0	—	0	1	0	3	0
2010	KC	16	16	60	38	22	2.0	16.0	0	0	—	0	1	0	1	0
2011	KC	15	15	60	41	19	0.0	0.0	0	0	—	0	0	0	0	0
2012	KC	4	4	7	4	3	0.0	0.0	0	0	—	0	0	0	0	0
2013	SF	16	13	100	57	43	2.0	11.0	0	0	—	0	0	0	0	0
2014	SF	—	—	—	INJURED RESERVE (Bicep/Forearm)				—	—	—	—	—	—	—	—
2015	SF	10	7	37	19	18	0.0	0.0	0	0	—	0	0	0	0	0
<b>TOTALS</b>		<b>92</b>	<b>85</b>	<b>359</b>	<b>235</b>	<b>124</b>	<b>6.0</b>	<b>29.0</b>	<b>0</b>	<b>0</b>	<b>—</b>	<b>0</b>	<b>3</b>	<b>1</b>	<b>4</b>	<b>0</b>

### PLAYOFFS

YEAR	TEAM	GP	GS	TACKLES					INTERCEPTIONS					FUMBLES		
				TOT	SOL	AST	SACKS	YDS	INT	YDS	LG	TD	PD	FF	FR	YDS
2010	KC	1	1	10	6	4	0.0	0.0	0	0	—	0	0	0	0	0
2013	SF	3	2	21	12	9	0.0	0.0	0	0	—	0	0	0	0	0
<b>TOTALS</b>		<b>4</b>	<b>3</b>	<b>31</b>	<b>18</b>	<b>13</b>	<b>0.0</b>	<b>0.0</b>	<b>0</b>	<b>0</b>	<b>—</b>	<b>0</b>	<b>0</b>	<b>0</b>	<b>0</b>	<b>0</b>

### Milestones:

**NFL Debut:** at NE (9/7/08); **First Start:** at NE (9/7/08); **First Sack:** at SD (11/9/08 – QB Philip Rivers); **First FF:** at Car. (10/5/08 – RB Jonathan Stewart); **First FR:** vs. NYG (10/4/09 – QB Eli Manning)

## DORSEY'S CAREER HIGHS

**Total Tackles:** Regular Season – 13 vs. StL (12/1/13); Postseason – 10 (2 times) Last at Sea. (1/19/14)  
**Solo:** 8 vs. StL (12/1/13); Postseason – 6 (2 times) Last at Sea. (1/19/14)  
**Assists:** 5 (3 times) Last vs. Sea. (10/22/15); Postseason – 4 (3 times) Last at Sea. (1/19/14)

**Sacks:** 1.0 (5 times) Last at StL (9/26/13)  
**Passes Defensed:** Regular Season – 1 (3 times) Last at StL (12/19/10)  
**Forced Fumbles:** 1 at Car. (10/5/08)  
**Fumble Recoveries:** 2 vs. Den. (12/6/09)

## DORSEY'S TRANSACTIONS

Originally selected in the 1st round (5th overall) by KC in the 2008 NFL Draft...Signed a six-year deal (voidable to five) with KC on 7/26/08...Declared a free agent on 3/12/13...Signed a two-year contract with SF on 3/13/13...Signed a two-year contract extension through the 2016 season on 8/19/14...Placed on the Injured Reserve/Designated for Return List on 9/2/14...Activated from the Injured Reserve/Designated for Return List on 11/17/14...Placed on the Injured Reserve List on 12/13/14...Placed on the Injured Reserve List on 11/25/15.



## 2013 (SAN FRANCISCO)

- Registered 100 tackles and 2.0 sacks, which were both single-season career-highs.
- Notched his first sack as a member of the 49ers, bringing down Seahawks QB Russell Wilson, and also registered a new single-game career-high with 12 tackles at Sea. (9/15).
- Recorded 8 tackles and 1.0 sack, his 2nd of the season, at StL (9/26). Part of a defense that held the Rams offense to only 18 yds. rushing on 19 carries, the 7th-best single-game defensive rushing performance in franchise history.
- Set a single-game career-high with 13 tackles vs. StL (12/1).

## 2012 (KANSAS CITY)

- Started 4 games at right DE, recording 7 tackles, including 1 TFL.
- Posted 2 tackles and 1 TFL vs. Atl. (9/9).
- Compiled 3 tackles at Buf. (9/16).
- Recorded 1 tackle at NO (9/26).
- Was inactive with a calf injury for 4 straight games, vs. SD (9/30), vs. Bal. (10/7), at TB (10/14) and vs. Oak. (10/28).
- Registered 1 tackle at SD (11/1) before leaving the game with a leg injury. He subsequently was placed on the Injured Reserve List (11/12) with a calf injury.

## 2011 (KANSAS CITY)

- Started 15 games at right DE and was inactive for 1 game at NE (11/21) with a knee injury. He tallied 60 tackles and 2.0 TFLs.
- Set a regular season career-high with 9 tackles at NYJ (12/11).

## 2010 (KANSAS CITY)

- Started all 16 games at right DE and led the D-line with 60 tackles. Also recorded 2.0 sacks, 1.5 TFLs, 1 FR and 1 PD.
- Set a postseason career-high with 10 tackles in the AFC Wild Card game vs. Bal. (1/9/11).

## 2009 (KANSAS CITY)

- Played in 15 games (14 starts), opening 13 contests at right DE and one at left DE. Tallied 45 tackles, 1.0 sack, 3 FRs and 1 PD.
- Was inactive with a knee injury vs. Cle. (12/20), ending a streak of 29 consecutive starts.
- Recovered a career-high 2 fumbles vs. Den. (12/6).

## 2008 (KANSAS CITY)

- Started all 16 games at right DT, registering 50 tackles, 1.0 sack, 1 FF and 1 PD.
- Took down QB Philip Rivers at SD (11/9) to record his first sack in the NFL.

## COLLEGE

Appeared in 51 games (30 starts) at LSU and collected 179 tackles, 13.0 sacks, 2 FFs, 27 TFLs and 4 PDs. Played in 14 games (13 starts) as a senior in 2007, and recorded 69 tackles, 7.0 sacks, 12.5 TFLs, 1 FF and 3 PDs. He was a consensus First-Team All-American selection, as well as a First-Team All-SEC honoree and the SEC Defensive Player of the Year, and the recipient of the Lombardi, Outland, Nagurski and Lott Awards. Helped lead LSU to a victory over Ohio State in the 2007 BCS National Championship. In 2006, started all 13 contests, totaling 64 tackles, 3.0 sacks and 8.5 TFLs to earn First-Team All-America and All-SEC accolades. Played in 13 games (1 start) in 2005 as a sophomore, and registered 28 tackles, 3.0 sacks and 4 TFLs. As a true freshman in 2004, he played in 11 games (3 starts), recording 18 tackles, 2.0 TFLs, 1 FF and 1 PD.

## PERSONAL

- Earned First-Team All-America honors at East Ascension (Gonzalez, LA) HS.
- Born Glenn Te'xton Jamon Dorsey (7/1/85) in Baton Rouge, LA.
- Majored in interdisciplinary studies.

## INJURY REPORT

**2009:** Inactive vs. Cle. (12/20) with a knee injury.

**2011:** Inactive at NE (11/21) with a knee injury.

**2012:** Inactive for 4 games [vs. SD (9/30), vs. Bal. (10/7), at TB (11/14) and vs. Oak. (11/28)] with a calf injury. Was placed on Injured Reserve for the remainder of the season on 11/12 with a calf injury.

**2014:** Missed 10 games after being placed on the Injured Reserve/Designated For Return List on 9/2. Inactive vs. Was. (11/23), vs. Sea. (11/27) and at Oak. (12/7) with a forearm injury. Placed on the Injured Reserve List on 12/13.

**2015:** Placed on the Injured Reserve List on 11/25 with a knee injury.

## DORSEY'S GAME-BY-GAME

### 2008 (Kansas City)

Date	Opp	W/L	P/S	Tot	Sol	Ast	Sk	Yds	Int	Yds	PD	FF	FR	Yds
Sep 7	at NE	L	1/1	1	0	1	0.0	0.0	0	0	0	0	0	0
Sep 14	Oak	L	1/1	4	4	0	0.0	0.0	0	0	0	0	0	0
Sep 21	at Atl	L	1/1	6	5	1	0.0	0.0	0	0	0	0	0	0
Sep 28	Den	W	1/1	5	5	0	0.0	0.0	0	0	0	0	0	0
Oct 5	at Car	L	1/1	3	3	0	0.0	0.0	0	0	0	1	0	0
Oct 19	Ten	L	1/1	3	3	0	0.0	0.0	0	0	0	0	0	0
Oct 26	at NYJ	L	1/1	1	1	0	0.0	0.0	0	0	0	0	0	0
Nov 2	TB	L	1/1	3	3	0	0.0	0.0	0	0	0	0	0	0
Nov 9	at SD	L	1/1	5	3	2	1.0	1.0	0	0	0	0	0	0
Nov 16	NO	L	1/1	5	3	2	0.0	0.0	0	0	0	0	0	0
Nov 23	Buf	L	1/1	1	1	0	0.0	0.0	0	0	0	0	0	0
Nov 30	at Oak	W	1/1	3	2	1	0.0	0.0	0	0	0	0	0	0
Dec 7	at Den	L	1/1	3	3	0	0.0	0.0	0	0	0	0	0	0
Dec 14	SD	L	1/1	0	0	0	0.0	0.0	0	0	0	0	0	0
Dec 21	Mia	L	1/1	1	1	0	0.0	0.0	0	0	0	0	0	0
Dec 28	at Cin	L	1/1	6	4	2	0.0	0.0	0	0	1	0	0	0
<b>TOTALS</b>				<b>16/16</b>	<b>50</b>	<b>41</b>	<b>9</b>	<b>1.0</b>	<b>0.0</b>	<b>0</b>	<b>0</b>	<b>1</b>	<b>1</b>	<b>0</b>

### 2009 (Kansas City)

Date	Opp	W/L	P/S	Tot	Sol	Ast	Sk	Yds	Int	Yds	PD	FF	FR	Yds
Sep 13	at Bal	L	1/1	2	2	0	0.0	0.0	0	0	0	0	0	0
Sep 20	Oak	L	1/1	5	2	3	0.0	0.0	0	0	1	0	0	0
Sep 27	at Phi	L	1/1	0	0	0	0.0	0.0	0	0	0	0	0	0
Oct 4	NYG	L	1/1	2	1	1	0.0	0.0	0	0	0	0	1	0
Oct 11	Dal	L	1/1	3	3	0	0.0	0.0	0	0	0	0	0	0
Oct 18	at Was	W	1/1	6	5	1	0.0	0.0	0	0	0	0	0	0
Oct 25	SD	L	1/1	2	2	0	0.0	0.0	0	0	0	0	0	0
Nov 8	at Jax	L	1/1	3	1	2	0.0	0.0	0	0	0	0	0	0
Nov 15	at Oak	W	1/1	5	4	1	0.0	0.0	0	0	0	0	0	0
Nov 22	Pit	W	1/1	4	4	0	0.0	0.0	0	0	0	0	0	0
Nov 29	at SD	L	1/1	6	5	1	0.0	0.0	0	0	0	0	0	0
Dec 6	Den	L	1/1	3	2	1	0.0	0.0	0	0	0	0	2	0
Dec 13	Buf	L	1/1	1	1	0	0.0	0.0	0	0	0	0	0	0
Dec 20	Cle	L	—	INACTIVE (Knee)				—	—	—	—	—	—	—
Dec 27	at Cin	L	1/1	2	2	0	0.0	0.0	0	0	0	0	0	0
Jan 3	at Den	W	1/0	1	1	0	1.0	1.0	0	0	0	0	0	0
<b>TOTALS</b>				<b>15/14</b>	<b>45</b>	<b>35</b>	<b>10</b>	<b>1.0</b>	<b>1.0</b>	<b>0</b>	<b>0</b>	<b>1</b>	<b>0</b>	<b>3</b>

# SAN FRANCISCO 49ERS

## DORSEY'S GAME-BY-GAME

### 2010 (Kansas City)

Date	Opp	W/L	P/S	Tot	Sol	Ast	Sk	Yds	Int	Yds	PD	FF	FR	Yds
Sep 13	SD	W	1/1	6	4	2	0.5	4.5	0	0	0	0	0	0
Sep 19	at Cle	W	1/1	2	1	1	0.0	0.0	0	0	0	0	1	0
Sep 26	SF	W	1/1	0	0	0	0.0	0.0	0	0	0	0	0	0
Oct 10	at Ind	L	1/1	5	1	4	0.0	0.0	0	0	0	0	0	0
Oct 17	at Hou	L	1/1	4	3	1	0.0	0.0	0	0	0	0	0	0
Oct 24	Jax	W	1/1	1	1	0	0.0	0.0	0	0	0	0	0	0
Oct 31	Buf	W	1/1	3	2	1	0.0	0.0	0	0	0	0	0	0
Nov 7	at Oak	L	1/1	4	3	1	0.0	0.0	0	0	0	0	0	0
Nov 14	at Den	L	1/1	6	4	2	0.0	0.0	0	0	0	0	0	0
Nov 21	Arz	W	1/1	4	3	1	0.0	0.0	0	0	0	0	0	0
Nov 28	at Sea	W	1/1	1	0	1	0.0	0.0	0	0	0	0	0	0
Dec 5	Den	W	1/1	5	4	1	0.0	0.0	0	0	0	0	0	0
Dec 12	at SD	L	1/1	6	3	3	0.0	0.0	0	0	0	0	0	0
Dec 19	at StL	W	1/1	6	6	0	0.0	0.0	0	0	1	0	0	0
Dec 26	Ten	W	1/1	2	2	0	1.0	9.0	0	0	0	0	0	0
Jan 2	Oak	L	1/1	5	3	2	0.5	2.5	0	0	0	0	0	0
<b>TOTALS</b>			<b>16/16</b>	<b>60</b>	<b>38</b>	<b>22</b>	<b>2.0</b>	<b>16.0</b>	<b>0</b>	<b>0</b>	<b>1</b>	<b>0</b>	<b>1</b>	<b>0</b>

### 2010 Postseason (Kansas City)

Date	Opp	W/L	P/S	Tot	Sol	Ast	Sk	Yds	Int	Yds	PD	FF	FR	Yds
Jan 9	Bal	L	1/1	10	6	4	0.0	0.0	0	0	0	0	0	0
<b>TOTALS</b>			<b>1/1</b>	<b>10</b>	<b>6</b>	<b>4</b>	<b>0.0</b>	<b>0.0</b>	<b>0</b>	<b>0</b>	<b>0</b>	<b>0</b>	<b>0</b>	<b>0</b>

### 2011 (Kansas City)

Date	Opp	W/L	P/S	Tot	Sol	Ast	Sk	Yds	Int	Yds	PD	FF	FR	Yds
Sep 11	Buf	L	1/1	4	3	1	0.0	0.0	0	0	0	0	0	0
Sep 18	at Det	L	1/1	1	0	1	0.0	0.0	0	0	0	0	0	0
Sep 25	at SD	L	1/1	5	2	3	0.0	0.0	0	0	0	0	0	0
Oct 2	Min	W	1/1	3	3	0	0.0	0.0	0	0	0	0	0	0
Oct 9	at Ind	W	1/1	3	1	2	0.0	0.0	0	0	0	0	0	0
Oct 23	at Oak	W	1/1	1	1	0	0.0	0.0	0	0	0	0	0	0
Oct 31	SD	W	1/1	5	3	2	0.0	0.0	0	0	0	0	0	0
Nov 6	Mia	L	1/1	3	1	2	0.0	0.0	0	0	0	0	0	0
Nov 13	Den	L	1/1	5	4	1	0.0	0.0	0	0	0	0	0	0
Nov 21	at NE	L	—	INACTIVE (Knee)				—	—	—	—	—	—	—
Nov 27	Pit	L	1/1	0	0	0	0.0	0.0	0	0	0	0	0	0
Dec 4	at Chi	W	1/1	3	3	0	0.0	0.0	0	0	0	0	0	0
Dec 11	at NYJ	L	1/1	9	7	2	0.0	0.0	0	0	0	0	0	0
Dec 18	GB	W	1/1	6	5	1	0.0	0.0	0	0	0	0	0	0
Dec 24	Oak	L	1/1	3	2	1	0.0	0.0	0	0	0	0	0	0
Jan 1	at Den	W	1/1	9	6	3	0.0	0.0	0	0	0	0	0	0
<b>TOTALS</b>			<b>15/15</b>	<b>60</b>	<b>41</b>	<b>19</b>	<b>0.0</b>	<b>0.0</b>	<b>0</b>	<b>0</b>	<b>0</b>	<b>0</b>	<b>0</b>	<b>0</b>

### 2012 (Kansas City)

Date	Opp	W/L	P/S	Tot	Sol	Ast	Sk	Yds	Int	Yds	PD	FF	FR	Yds
Sep 9	Atl	L	1/1	2	2	0	0.0	0.0	0	0	0	0	0	0
Sep 16	at Buf	L	1/1	3	1	2	0.0	0.0	0	0	0	0	0	0
Sep 23	at NO	W	1/1	1	0	1	0.0	0.0	0	0	0	0	0	0
Sep 30	SD	L	—	INACTIVE (Calf)				—	—	—	—	—	—	—
Oct 7	Bal	L	—	INACTIVE (Calf)				—	—	—	—	—	—	—
Oct 14	at TB	L	—	INACTIVE (Calf)				—	—	—	—	—	—	—
Oct 28	Oak	L	—	INACTIVE (Calf)				—	—	—	—	—	—	—
Nov 1	at SD	L	1/1	1	1	0	0.0	0.0	0	0	0	0	0	0
<b>PLACED ON INJURED RESERVE (Calf) ON 11/12</b>														
<b>TOTALS</b>			<b>4/4</b>	<b>7</b>	<b>4</b>	<b>3</b>	<b>0.0</b>	<b>0.0</b>	<b>0</b>	<b>0</b>	<b>0</b>	<b>0</b>	<b>0</b>	<b>0</b>

### 2013 (San Francisco)

Date	Opp	W/L	P/S	Tot	Sol	Ast	Sk	Yds	Int	Yds	PD	FF	FR	Yds
Sep 8	GB	W	1/0	2	1	1	0.0	0.0	0	0	0	0	0	0
Sep 15	at Sea	L	1/0	12	7	5	1.0	5.0	0	0	0	0	0	0
Sep 22	Ind	L	1/1	8	4	4	0.0	0.0	0	0	0	0	0	0
Sep 26	at StL	W	1/1	8	6	2	1.0	6.0	0	0	0	0	0	0
Oct 6	Hou	W	1/0	5	2	3	0.0	0.0	0	0	0	0	0	0
Oct 13	Arz	W	1/1	1	1	0	0.0	0.0	0	0	0	0	0	0
Oct 20	at Ten	W	1/1	2	1	1	0.0	0.0	0	0	0	0	0	0
Oct 27	at Jax	W	1/1	7	5	2	0.0	0.0	0	0	0	0	0	0
Nov 10	Car	L	1/1	7	3	4	0.0	0.0	0	0	0	0	0	0
Nov 17	at NO	L	1/1	7	4	3	0.0	0.0	0	0	0	0	0	0
Nov 25	at Was	W	1/1	7	4	3	0.0	0.0	0	0	0	0	0	0
Dec 1	StL	W	1/1	13	8	5	0.0	0.0	0	0	0	0	0	0
Dec 8	Sea	W	1/1	9	5	4	0.0	0.0	0	0	0	0	0	0
Dec 15	at TB	W	1/1	2	1	1	0.0	0.0	0	0	0	0	0	0
Dec 23	Atl	W	1/1	5	2	3	0.0	0.0	0	0	0	0	0	0
Dec 29	at Arz	W	1/1	5	3	2	0.0	0.0	0	0	0	0	0	0
<b>TOTALS</b>			<b>16/13</b>	<b>100</b>	<b>57</b>	<b>43</b>	<b>2.0</b>	<b>11.0</b>	<b>0</b>	<b>0</b>	<b>0</b>	<b>0</b>	<b>0</b>	<b>0</b>

### 2013 Postseason (San Francisco)

Date	Opp	W/L	P/S	Tot	Sol	Ast	Sk	Yds	Int	Yds	PD	FF	FR	Yds
Jan 5	at GB	W	1/0	3	2	1	0.0	0.0	0	0	0	0	0	0
Jan 12	at Car	W	1/1	8	4	4	0.0	0.0	0	0	0	0	0	0
Jan 19	at Sea	L	1/1	10	6	4	0.0	0.0	0	0	0	0	0	0
<b>TOTALS</b>			<b>3/2</b>	<b>21</b>	<b>12</b>	<b>9</b>	<b>0.0</b>	<b>0.0</b>	<b>0</b>	<b>0</b>	<b>0</b>	<b>0</b>	<b>0</b>	<b>0</b>

### 2014

Date	Opp	W/L	P/S	Tot	Sol	Ast	Sk	Yds	Int	Yds	PD	FF	FR	Yds
Sep 7	at Dal	W		INJURED	RESERVE/DESIGNATED FOR RETURN							—	—	
Sep 14	Chi	L		INJURED	RESERVE/DESIGNATED FOR RETURN							—	—	
Sep 21	at Arz	L		INJURED	RESERVE/DESIGNATED FOR RETURN							—	—	
Sep 28	Phi	W		INJURED	RESERVE/DESIGNATED FOR RETURN							—	—	
Oct 5	KC	W		INJURED	RESERVE/DESIGNATED FOR RETURN							—	—	
Oct 13	at StL	W		INJURED	RESERVE/DESIGNATED FOR RETURN							—	—	
Oct 19	at Den	L		INJURED	RESERVE/DESIGNATED FOR RETURN							—	—	
Nov 2	StL	L		INJURED	RESERVE/DESIGNATED FOR RETURN							—	—	
Nov 9	at NO	W		INJURED	RESERVE/DESIGNATED FOR RETURN							—	—	
Nov 16	at NYG	W		INJURED	RESERVE/DESIGNATED FOR RETURN							—	—	
Nov 23	Was	W	—	—	INACTIVE (Forearm)					—	—	—	—	—
Nov 27	Sea	L	—	—	INACTIVE (Forearm)					—	—	—	—	—
Dec 7	at Oak	L	—	—	INACTIVE (Forearm)					—	—	—	—	—
PLACED ON INJURED RESERVE (Bicep/Forearm) ON 12/13														
TOTALS			0/0	0	0	0	0.0	0.0	0	0	0	0	0	0



# SHAUN DRAUGHN

24

HT	WT	COLLEGE	
5-11	205	NORTH CAROLINA	RB
BORN 12.7.87 // TARBORO, NC // TARBORO HS, TARBORO, NC 3RD YEAR // ACQUIRED FA IN '15			

## 2015 HIGHLIGHTS

- Made his 49ers debut and first start of his career vs. Atl. (11/8), rushing for a career-high 58 yds. on 16 atts., including a career-long 30-yd. run. He also recorded 4 repts. for 38 yds.
- Registered a career-high 8 repts. for 40 yds. at Sea. (11/22), marking the most repts. by a 49ers RB since 9/26/10 at KC (RB Frank Gore - 9 repts. for 102 yds.).
- Recorded a career-high 50 rec. yds., including a career-long 26 yd. repts., on 5 repts. and capped off a 16-play, 81-yd. drive with a 1-yd. TD run in the 2nd qtr. at Chi. (12/6). It marked his 3rd career TD run and first since 11/1/12 at SD as a member of the Kansas City Chiefs.

## GOLDMINE

- Opened up his own real estate investment company, Highly Favored Solutions, LLC. "I have always been interested in real estate. I love the hands-on approach of designing and seeing the finished product."

## DRAUGHN'S GOLDEN NUGGETS

- Opened up his own real estate investment company in North Carolina to set his family up for life after football.
- Appeared in 5 games with Cleveland this season, returning 5 kicks for 106 yds. (21.2 avg.)
- Pronounced DRONE

## DRAUGHN'S GAME-BY-GAME

2015

Date	Opp	W/L	P/S	Rsh	Yds	Avg	Lg	TD	Rec	Yds	TD
WITH CLEVELAND											
Sep 13	at NYJ	L	1/0	1	4	4.0	4	0	0	0	0
Sep 20	Ten	W	1/0	0	0	-	-	0	0	0	0
Sep 27	Oak	L	1/0	0	0	-	-	0	1	2	0
Oct 4	at SD	L	1/0	1	6	6.0	6	0	1	-1	0
Oct 11	at Bal	W	-	-	-	INACTIVE	-	-	-	-	-
Oct 18	Den	L	1/0	0	0	-	-	0	0	0	0
RELEASED BY CLE 10/20 SIGNED BY SF 11/2											
Nov 8	Atl	W	1/1	16	58	3.6	30	0	4	38	0
Nov 22	at Sea	L	1/1	12	37	3.1	9	0	8	40	0
Nov 29	Arz	L	1/1	15	51	3.4	19	0	5	35	0
Dec 6	at Chi	W	1/1	13	36	2.8	7	1	5	50	0
Dec 13	at Cle	L	1/1	11	43	3.9	15	0	2	8	0
Dec 20	Cin	L	1/1	9	38	4.2	14	0	1	4	0
Dec 27	at Det	L	-	-	-	INACTIVE (Knee)	-	-	-	-	-
Jan 3	StL										
TOTALS			11/6	78	273	3.5	30	1	27	176	0

Special Teams Tackles - 2

## DRAUGHN'S CAREER STATISTICS

YEAR	TEAM	GP	GS	ATT	RUSHING				NO	RECEIVING			
					YDS	AVG	LG	TD		YDS	AVG	LG	TD
2011	KC	1	0	0	0	—	—	0	0	0	—	—	0
2012	KC	16	0	59	233	3.9	25	2	24	158	6.6	23	0
2013	BAL	3	0	4	2	0.5	3	0	0	0	—	—	0
2014	CHI/SD/CLE	10	0	10	19	1.9	6	0	0	0	—	—	0
2015	CLE/SF	11	6	78	273	3.5	30	1	27	176	6.5	26	0
<b>TOTALS</b>		<b>41</b>	<b>6</b>	<b>151</b>	<b>527</b>	<b>3.5</b>	<b>30</b>	<b>3</b>	<b>51</b>	<b>334</b>	<b>6.6</b>	<b>26</b>	<b>0</b>

### Additional Statistics:

**Fumbles—Lost—2—1:** 2—1 in 2012

**Special Teams Tackles — 9:** 2012 (4); 2014 (3); 2015 (2)

**Special Teams Fumble Recoveries — 1:** 2007 (1)

**Kick Returns — 38:** 2012 (23); 2013 (2); 2014 (8); 2015 (5)

**Kick Return Yards — 869:** 2012 (537); 2013 (53); 2014 (173); 2015 (106)

### Milestones:

**NFL Debut:** at Den. (1/1/12); **First Rushing TD:** vs. Atl. (9/9/12); **First Reception:** vs. Atl. (9/9/12 — 9-yd. pass from M. Cassell)

## DRAUGHN'S CAREER HIGHS

**Rushes:** 16 vs. Atl. (11/8/15)

**Rushing Yards:** 58 vs. Atl. (11/8/15)

**Longest Rush:** 30 vs. Atl. (11/8/15)

**Rushing TDs:** 1 (3 Times) Last at Chi. (12/6/15)

**Receptions:** 8 at Sea. (11/22/15)

**Receiving Yards:** 50 at Chi. (12/6/15)

**Long Reception:** 26 at Chi. (12/6/15)

**Kick Returns:** 4 at SD (11/1/12)

**Kick Return Yards:** 83 at SD (11/1/12)

**Long Kick Return:** 41 vs. Bal. (10/7/12)

## DRAUGHN'S TRANSACTIONS

Originally signed as an undrafted free agent by Was. on 7/28/11...Waived by Was. on 9/3/11...Signed to the KC practice squad on 10/5/11...Waived by KC on 8/31/13...Signed by Bal. on 9/11/13...Waived by Bal. on 10/10/13...Signed by Ind. on 12/17/13...Waived by Ind. on 12/21/13...Signed by Chi. on 4/23/14...Waived by Chi. on 9/16/14...Signed by SD on 9/23/14...Waived by SD on 11/1/14...Signed by Cle. on 12/3/14...Re-signed with Cle. as exclusive rights free agent on 3/6/15...Waived by Cle. on 10/20/15...Signed by SF on 11/2/15.

## 2015 (CLEVELAND)

- Appeared in the first five games of the season for the Browns, registering 5 KORs for 106 yds. (21.2 avg.).

## 2014 (CHICAGO/SAN DIEGO/CLEVELAND)

- Appeared in the first two games of the season for the Chicago Bears.
- Signed with San Diego and appeared in four games, rushing for 19 yds. on 10 atts. and registering 58 yds. on 3 KORs (19.3 avg.)
- Signed with Cleveland and appeared in the final four games of the season for the Browns, recording 5 KORs for 115 yds. (23.0).

## 2013 (BALTIMORE)

- Appeared in 3 games with the Ravens, rushing 4 times for 2 yds and notching 2 KORs for 53 yds. (26.5 avg.)

## 2012 (KANSAS CITY)

- Appeared in all 16 games for the Chiefs, rushing 59 times for 233 yds. and 2 TDs.
- Tallied 23 KORs for 537 yds. (23.4 avg.)
- Recorded 6 carries for 29 yds. and his first career rushing TD vs. Atl. (9/9).

## 2011 (KANSAS CITY)

- Made his NFL debut during Week 17 at Den. (1/1/12).

## COLLEGE

Played in 44 games at North Carolina. Began career as a safety before converting to running back as a sophomore. Rushed for 2,070 yds. on 451 atts. with 10 TDs and had 50 receipts. for 268 yds. with 1 TD. Saw action in 11 games as a senior in 2010, registering 129 atts. for 637 yds. with a career-high 6 TDs. Also added 13 receipts for 62 yds. Started first nine games as a junior in 2009, recording 124 atts. for 567 yds. and 1 TD and a career-high 21 receipts. for 125 yds. Appeared in all 13 games as a sophomore in 2008, recording career-bests with 198 atts. for 866 yds. with 3 TDs. Added 16 receipts for 81 yds. and 1 TD. Competed in 11 games as a redshirt freshman in 2007, notching five tackles. Redshirted as a true freshman in 2006

## PERSONAL

- Majored in communications.
- Attended Tarboro (NC) HS and was named Offensive Player of the Year by the *The Daily Sentinel* and *Rocky Mount Telegram* after rushing for 1,452 yds. on 253 atts. with 21 TDs as a senior.
- Shaun and his wife, Shonda, have one daughter, London, and one son, Kenneth.
- Enjoys playing guitar, which he taught himself how to play when he was 17 years old.
- Born Kenneth Rashaun Drone (12/7/87) in Tarboro, NC.

## INJURY REPORT

**2015:** Inactive at Det. (12/27) with a knee injury.

## DRAUGHN'S GAME-BY-GAME

### 2011 (Kansas City)

Date	Opp	W/L	P/S	Rsh	Yds	Avg	Lg	TD	Rec	Yds	TD
SIGNED TO KC PRACTICE SQUAD ON 10/5											
Oct 9	at Ind	W	—	—	—	—	—	—	—	—	—
Oct 23	at Oak	W	—	—	—	—	—	—	—	—	—
Oct 31	SD	W	—	—	—	—	—	—	—	—	—
Nov 6	Mia	L	—	—	—	—	—	—	—	—	—
Nov 13	Den	L	—	—	—	—	—	—	—	—	—
Nov 21	at NE	L	—	—	—	—	—	—	—	—	—
Nov 27	Pit	L	—	—	—	—	—	—	—	—	—
Dec 4	at Chi	W	—	—	—	—	—	—	—	—	—
Dec 11	at NYJ	L	—	—	—	—	—	—	—	—	—
Dec 18	GB	W	—	—	—	—	—	—	—	—	—
Dec 24	Oak	L	—	—	—	—	—	—	—	—	—
Jan 1	at Den	W	1/0	0	0	—	—	0	0	0	0
<b>TOTALS</b>			<b>1/0</b>	<b>0</b>	<b>0</b>	<b>—</b>	<b>—</b>	<b>0</b>	<b>0</b>	<b>0</b>	<b>0</b>

### 2012 (Kansas City)

Date	Opp	W/L	P/S	Rsh	Yds	Avg	Lg	TD	Rec	Yds	TD
Sep 9	Atl	L	1/0	6	29	4.8	14	1	2	12	0
Sep 16	at Buf	L	1/0	5	56	11.2	25	0	1	23	0
Sep 23	at NO	W	1/0	7	22	3.1	7	0	3	26	0
Sep 30	SD	L	1/0	4	12	3.0	7	0	4	34	0
Oct 7	Bal	L	1/0	12	40	3.3	10	0	1	5	0
Oct 14	at TB	L	1/0	11	11	1.0	5	0	3	12	0
Oct 28	Oak	L	1/0	2	7	3.5	6	0	1	7	0
Nov 1	at SD	L	1/0	1	6	6.0	6t	1	2	21	0
Nov 12	at Pit	L	1/0	0	0	—	—	0	0	0	0
Nov 18	Cin	L	1/0	2	10	5.0	6	0	2	1	0
Nov 25	Den	L	1/0	2	13	6.5	7	0	0	0	0
Dec 2	Car	W	1/0	0	0	—	—	0	0	0	0
Dec 9	at Cle	L	1/0	1	0	0.0	0	0	1	8	0
Dec 16	at Oak	L	1/0	0	0	—	—	0	3	11	0
Dec 23	Ind	L	1/0	1	4	4.0	4	0	0	0	0
Dec 30	at Den	L	1/0	5	23	4.6	8	0	1	-2	0
<b>TOTALS</b>			<b>16/0</b>	<b>59</b>	<b>233</b>	<b>3.9</b>	<b>25</b>	<b>2</b>	<b>24</b>	<b>158</b>	<b>0</b>

### 2013 (Baltimore)

Date	Opp	W/L	P/S	Rsh	Yds	Avg	Lg	TD	Rec	Yds	TD
SIGNED BY BAL ON 9/11											
Sep 15	Cle	W	—	—	—	INACTIVE	—	—	—	—	—
Sep 22	Hou	W	1/0	4	2	0.5	3	0	0	0	0
Sep 29	at Buf	L	1/0	0	0	—	—	0	0	0	0
Oct 6	at Mia	W	1/0	0	0	—	—	0	0	0	0
RELEASED BY BAL ON 10/10											
<b>TOTALS</b>			<b>3/0</b>	<b>4</b>	<b>2</b>	<b>0.5</b>	<b>3</b>	<b>0</b>	<b>0</b>	<b>0</b>	<b>0</b>

### 2014 (Chicago/San Diego/Cleveland)

Date	Opp	W/L	P/S	Rsh	Yds	Avg	Lg	TD	Rec	Yds	TD
WITH CHICAGO											
Sep 7	Buf	W	1/0	0	0	—	—	0	0	0	0
Sep 14	at SF	L	1/0	0	0	—	—	0	0	0	0
RELEASED BY CHI ON 9/16											
SIGNED BY SD ON 9/23											
Sep 28	Ind	W	1/0	0	0	—	—	0	0	0	0
Oct 5	NYJ	W	1/0	10	19	1.9	6	0	0	0	0
Oct 19	KC	L	1/0	0	0	—	—	0	0	0	0
Oct 23	at Den	L	1/0	0	0	—	—	0	0	0	0
RELEASED BY SD ON 11/1											
SIGNED BY CLE ON 12/3											
Dec 7	Ind	L	1/0	0	0	—	—	0	0	0	0
Dec 14	Cin	L	1/0	0	0	—	—	0	0	0	0
Dec 21	at Car	L	1/0	0	0	—	—	0	0	0	0
Dec 28	at Bal	L	1/0	0	0	—	—	0	0	0	0
<b>TOTALS</b>			<b>10/0</b>	<b>10</b>	<b>19</b>	<b>1.9</b>	<b>6</b>	<b>0</b>	<b>0</b>	<b>0</b>	<b>0</b>





# BRUCE ELLINGTON

10

HT	WT	COLLEGE	WR
5-9	197	SOUTH CAROLINA	
BORN 8.22.91 // MONCKS CORNER, SC // BERKELEY HS, MONCKS CORNER, SC 2ND YEAR // ACQUIRED D-4A IN '14			

## 2015 HIGHLIGHTS

- Had 4 kickoff returns for 98 yds. (24.5 avg.) at Chi. (12/6), including a career-long 40-yd. return.
- Registered a career-long 36-yd. punt return at Cle. (12/13).
- Recorded career-highs with 6 punt returns for 40 yds. vs. Cin. (12/20).
- Registered 3 repts. for a career-high 55 yds. at Det. (12/27), including a career-long 38-yd. receipt.

## GOLDMINE

- Ellington grew up in Moncks Corner, SC, attended an in-state Division I program, the University of South Carolina, and was drafted by a team in the NFC West, the San Francisco 49ers. His cousin, Andre Ellington, experienced a very similar career path. He grew up in Moncks Corner, SC, attended an in-state Division I school, Clemson, and was drafted by an NFC West team, the Arizona Cardinals.
- He cites his religion as a major contributor to where he is today. "Just taking in every day, praying, asking Him to help me to do things and just going through it and just believing in Him," said Ellington
- Ellington knows the value of hard work. When he was younger, he would spend his free time cutting lawns during the hot South Carolina summers.

## ELLINGTON'S GOLDEN NUGGETS

- Is the cousin of Arizona Cardinals RB Andre Ellington. In July of 2015, the two hosted their 2nd Annual "Ellington Elite Football Camp," a free camp held in Moncks Corner, SC.
- Graduated from the University of South Carolina in 3 ½ years with a degree in sociology.
- Also played basketball at South Carolina, playing in 80 games (66 starts) and averaging 11.2 points, 3.0 assists and 2.7 rebounds in his career.

## GOLDMINE (CONTINUED)

- Growing up in a very rural area, Ellington believes he is a product of his environment, "I grew up down a dirt road. Nothing but woods around me. A lot of dogs around and that kind of helped me get faster from them chasing after me. Me and my cousin stayed in the backyard or the front yard and played one-on-one football or one-on-one basketball."
- Participated in the 2nd Annual Tory Dandy Foundation Scholarship Fun Day in Woodruff, SC. Along with 49ers teammate RB Mike Davis and other NFL Players, the athletes signed autographs and raised money to support The Heart Foundation and the ALS Foundation.

## ELLINGTON'S GAME-BY-GAME

2015										2015 Returns													
Date	Opp	W/L	P/S	Rec	Yds	Avg	Lg	TD		Date	Opp	KR	Yds	Avg	Lg	TD	PR	FC	Yds	Avg	Lg	TD	
Sep 14	Min	W	1/0	2	5	2.5	4	0		Sep 14	Min	0	0	0.0	—	0	1	1	0	0.0	—	0	
Sep 20	at Pit	L	—	—	INACTIVE (Ankle)				—	Sep 20	at Pit	—	—	—	INACTIVE (Ankle)				—	—	—	—	
Sep 27	at Arz	L	—	—	INACTIVE (Ankle)				—	Sep 27	at Arz	—	—	—	INACTIVE (Ankle)				—	—	—	—	
Oct 4	GB	L	1/0	0	0	—	—	0		Oct 4	GB	1	20	20.0	20	0	0	0	0	—	—	0	
Oct 11	at NYG	L	1/0	2	39	19.5	30	0		Oct 11	at NYG	1	22	22.0	22	0	0	0	0	—	—	0	
Oct 18	Bal	W	—	—	INACTIVE (Calf)				—	Oct 18	Bal	—	—	—	INACTIVE (Calf)				—	—	—	—	
Oct 22	Sea	L	1/0	0	0	—	—	0		Oct 22	Sea	3	73	24.3	25	0	0	0	0	—	—	0	
Nov 1	at StL	L	1/0	2	8	4.0	4	0		Nov 1	at StL	2	49	24.5	30	0	4	1	38	9.5	27	0	
Nov 8	Atl	W	1/0	2	2	1.0	1	0		Nov 8	Atl	2	65	32.5	34	0	1	5	17	17.0	17	0	
Nov 22	at Sea	L	1/0	0	0	—	—	0		Nov 22	at Sea	4	96	24.0	33	0	1	2	6	6.0	6	0	
Nov 29	Arz	L	1/0	0	0	—	—	0		Nov 29	Arz	3	67	22.3	26	0	1	0	0	0.0	0	0	
Dec 6	at Chi	W	1/0	1	0	0.0	0	0		Dec 6	at Chi	4	98	24.5	40	0	3	2	0	0.0	1	0	
Dec 13	at Cle	L	1/0	0	0	—	—	0		Dec 13	at Cle	1	21	21.0	21	0	1	1	36	36.0	36	0	
Dec 20	Cin	L	1/0	0	0	—	—	0		Dec 20	Cin	1	34	34.0	34	0	6	0	40	6.7	17	0	
Dec 27	at Det	L	1/0	3	55	18.3	38	0		Dec 27	at Det	2	57	28.5	32	0	1	2	0	0.0	0	0	
Jan 3	StL									Jan 3	StL												
TOTALS			12/0	12	109	9.1	38	0		TOTALS		24	602	25.1	40	0	19	14	137	7.2	36	0	

Special Teams Tackles – 1

# SAN FRANCISCO 49ERS

## ELLINGTON'S CAREER STATISTICS

RECEIVING															RUSHING				
YEAR	TEAM	GP	GS	NO	YDS	AVG	LG	TD	ATT	YDS	AVG	LG	TD						
2014	SF	13	0	6	62	10.3	20t	2	6	28	4.7	15	1						
2015	SF	12	0	12	109	9.1	38	0	1	7	7.0	7	0						
TOTALS		25	0	18	171	9.5	38	2	7	35	5.0	15	1						

KICKOFF RETURNS								PUNT RETURNS				
YEAR	TEAM	NO	YDS	AVG	LG	TD	NO	FC	YDS	AVG	LG	TD
2014	SF	24	614	25.6	38	0	23	12	188	8.2	23	0
2015	SF	24	602	25.1	40	0	19	14	137	7.2	36	0
TOTALS		48	1,216	25.3	40	0	42	26	325	7.7	36	0

### Additional Statistics:

**Fumbles—Lost — 2—1:** 1—0 in 2014; 1—1 in 2015

**Special Teams Tackles — 1:** 2015 (1)

### Milestones:

**NFL Debut:** at Dal. (9/7/14); **First Reception:** vs. KC (10/5/14 — 1-yd. pass from QB Colin Kaepernick); **First TD Reception:** at Den. (10/19/14 — 20-yd. pass from QB Blaine Gabbert); **First Rushing TD:** vs. SD (12/20/14 — 1-yd. run)

## ELLINGTON'S CAREER HIGHS

**Rushes:** 3 vs. SD (12/20/14)

**Rushing Yards:** 15 vs. Phi. (9/28/14)

**Rushing TDs:** 1 vs. SD (12/20/14)

**Long Rush:** 15 vs. Phi. (9/28/14)

**Receptions:** 3 (2 Times) Last at Det. (12/27/15)

**Receiving Yards:** 55 at Det. (12/27/15)

**Receiving TDs:** 1 (2 Times) Last vs. SD (12/20/14)

**Kick Returns:** 4 (4 Times) Last at Chi. (12/6/15)

**Kick Return Yards:** 108 vs. KC (10/5/14)

**Kick Return Long:** 40 at Chi. (12/6/15)

**Punt Returns:** 6 vs. Cin. (12/20/15)

**Punt Return Yards:** 40 vs. Cin. (12/20/15)

## ELLINGTON'S TRANSACTIONS

Originally the first of two 4th-round (106th overall) draft choices by SF in 2014.

## 2014

- Made his NFL debut at Dal. (9/7).
- Recorded his first career recept. vs. KC (10/5).
- Registered his first career TD on a 20-yd. TD pass from QB Blaine Gabbert at Den. (10/19).
- Caught an 8-yd. TD recept. from QB Colin Kaepernick and found the end zone on a 1-yd. TD run vs. SD (12/20). It marked his 2nd career TD recept. and 1st career rushing TD. He became the first 49er to record a rushing TD and rec. TD in the same game since RB Frank Gore vs. NO (9/20/10), and the first 49ers rookie to accomplish the feat since RB Amp Lee at Min. (12/13/92).

## COLLEGE

Played in 39 games (26 starts) for the Gamecocks, registering 106 receipts. for 1,586 yds. and 16 TDs. Also had 43 KORs for 977 yds. (22.7 avg.). As a junior, earned First-Team All-SEC honors and was named Academic All-SEC. Played in 13 games (11 starts) and led the team with 49 receipts. for 775 yds. and 8 TDs. In 2012, was a member of the SEC Academic Honor Roll and was the co-recipient of the team's Everyday Attitude & Hustle Award. Started all 13 games and led the Gamecocks with 600 rec. yds. and 7 TDs on 40 receipts. Also registered 18 KORs for 406 yds. (22.5 avg.). As a freshman, earned Freshman All-SEC and Academic All-SEC honors as an all-purpose performer. Played in 13 games (2 starts) and recorded 17 receipts. for 211 yds. and 1 TD. Also has 20 KORs for 463 yds. (23.2 avg.). Redshirted in football in 2010.

## PERSONAL

- Was also a member of the basketball team at South Carolina, playing in 80 games (66 starts) and averaging 11.2 points, 3.0 assists and 2.7 rebounds in his career.
- In the 2012-13 season, appeared in 23 games (19 starts) and averaged 9.9 points, 2.6 rebounds, 2.7 assists and 1.3 steals.
- As a sophomore, played in 24 games (15 starts), averaging 11.0 points, 2.3 rebounds and 3.1 assists.
- Started all 30 games in 2010, and was named to the SEC All-Freshman Team. Averaged a team-high 12.8 points, 3.3 rebounds, 3.2 assists and 1.0 steals.
- Attended Berkeley (Moncks Corner, SC) HS and led the Stags to the Division II-AAAA state championship in 2009 as a quarterback.
- Also lettered in basketball and was rated the 56th-best overall prospect and 12th-best point guard in the country by Scout.com.
- Was named South Carolina Coaches Association Class 4A Player of the Year, Region 7-4A Player of the Year, Post and Courier Athlete of the Year and was McDonald's All-America nominee following his senior season.
- Graduated with a degree in sociology.
- Has one brother, Ashley.
- His cousin, Andre, currently plays RB for the Arizona Cardinals.
- Born Bruce Ellington (8/22/91) in Moncks Corner, SC.

## INJURY REPORT

**2014:** Was Inactive 3 games [at NYG (11/16), vs. Was. (11/23) and vs. Sea. (11/27)] with an ankle injury.

**2015:** Inactive 2 games [at Pit. (9/20) and at Arz. (9/27)] with an ankle injury and vs. Bal. (10/18) with a calf injury.

## ELLINGTON'S GAME-BY-GAME

### 2014 Receiving

Date	Opp	W/L	P/S	Rec	Yds	Avg	Lg	TD
Sep 7	at Dal	W	1/0	0	0	—	—	0
Sep 14	Chi	L	1/0	0	0	—	—	0
Sep 21	at Arz	L	1/0	0	0	—	—	0
Sep 28	Phi	W	1/0	0	0	—	—	0
Oct 5	KC	W	1/0	1	1	1.0	1	0
Oct 13	at StL	W	1/0	0	0	—	—	0
Oct 19	at Den	L	1/0	3	44	14.7	20t	1
Nov 2	StL	L	1/0	1	9	9.0	9	0
Nov 9	at NO	W	1/0	0	0	—	—	0
Nov 16	at NYG	W	—	—	INACTIVE (Ankle)			
Nov 23	Was	W	—	—	INACTIVE (Ankle)			
Nov 27	Sea	L	—	—	INACTIVE (Ankle)			
Dec 7	at Oak	L	1/0	0	0	—	—	0
Dec 14	at Sea	L	1/0	0	0	—	—	0
Dec 20	SD	L	1/0	1	8	8.0	8t	1
Dec 28	Arz	W	1/0	0	0	—	—	0
<b>TOTALS</b>			<b>13/0</b>	<b>6</b>	<b>62</b>	<b>10.3</b>	<b>9</b>	<b>2</b>

### 2014 Returns

Date	Opp	KR	Yds	Avg	Lg	TD	PR	FC	Yds	Avg	Lg	TD
Sep 7	at Dal	0	0	—	—	0	1	1	13	13.0	13	0
Sep 14	Chi	1	28	28.0	28	0	4	0	24	6.0	19	0
Sep 21	at Arz	2	44	22.0	26	0	1	0	14	14.0	14	0
Sep 28	Phi	2	45	22.5	27	0	3	0	25	8.3	21	0
Oct 5	KC	4	108	27.0	33	0	0	2	0	—	—	0
Oct 13	at StL	0	0	—	—	0	4	1	27	6.8	13	0
Oct 19	at Den	1	33	33.0	33	0	1	2	4	4.0	4	0
Nov 2	StL	3	84	28.0	38	0	1	3	12	12.0	12	0
Nov 9	at NO	1	19	19.0	19	0	2	0	0	0.0	2	0
Nov 16	at NYG	—	—	—	—	—	INACTIVE (Ankle)					
Nov 23	Was	—	—	—	—	—	INACTIVE (Ankle)					
Nov 27	Sea	—	—	—	—	—	INACTIVE (Ankle)					
Dec 7	at Oak	3	92	30.7	23	0	1	0	23	23.0	23	0
Dec 14	at Sea	4	90	22.5	28	0	2	1	12	6.0	9	0
Dec 20	SD	3	71	23.7	23	0	3	0	34	11.3	23	0
Dec 28	Arz	0	0	—	—	0	0	2	0	—	—	0
<b>TOTALS</b>		<b>24</b>	<b>614</b>	<b>25.6</b>	<b>38</b>	<b>0</b>	<b>23</b>	<b>12</b>	<b>188</b>	<b>8.2</b>	<b>23</b>	<b>0</b>



# BLAINE GABBERT

2

HT	WT	COLLEGE	QB
6-4	235	MISSOURI	
BORN 10.15.89 // BALLWIN, MO // PARKWAY WEST HS, BALLWIN, MO 5TH YEAR // ACQUIRED TR IN '14 - JAX			

## 2015 HIGHLIGHTS

- Made his first start as a member of the 49ers vs. Atl. (11/8), and completed 15-of-25 atts. for 185. yds. with 2 TDs in the 17-16 win. He also rushed 8 times for a career-high 32 yds.
- Completed 25 of 36 atts., for a career-high 318 yds., 1 TD, 1 INT and a QB rating of 94.4 vs. Arz. (11/29). This marked his second career 300-yd. game [303 yds. at GB (10/28/12)].
- Ran 6 times for a career-high 75 yds. (12.5 avg.) and a career-long 44-yd. TD to tie the game, 20-20, with 1:42 remaining at Chi. (12/6). It marked the first TD run of Gabbert's career. He completed 18 passes for 196 yds. and 1 TD for a QB rating of 84.9, including a 71-yd. TD pass to WR Torrey Smith in overtime for the win.
- Completed 22 of 33 passes for 225 yds., 2 TDs and a passer rating of 106.2 at Det. (12/27). It marked his first game with a rating of 100-or-more this season and his first as a starter (min. 10 atts.) since 10/21/12 at Oak. (123.6).

## GOLDMINE

- Joining the 49ers in 2014, Gabbert was very familiar with the organization. He spent time with 49ers QB Colin Kaepernick during the pre-draft process and even visited Santa Clara prior to draft day. He was also college teammates with the 49ers eventual first selection, LB Aldon Smith.
- Gabbert has always had a history of standing out in a crowd. In the summer of 2007, following his senior year of high school, Gabbert was invited to the Elite 11 quarterback camp, where he was later named MVP.

## GABBERT'S GOLDEN NUGGETS

- Enjoys deep sea fishing and fly fishing in his free time. Has caught a wide variety of fish, from sailfish and redfish, to salmon, gar and bass.
- At the age of 13, began training at Hammer Bodies, a fitness center in Missouri, where he trained like a college and professional athlete. He trained at the same facility as NBA players David Lee as well as Tyler and Ben Hansbrough.

## GOLDMINE (CONTINUED)

- Gabbert participated in and served as captain for McKenzie's Run in Jacksonville in 2012. All of the proceeds for the event went to the McKenzie Noelle Wilson Foundation, a nonprofit organization that 'helps young people recognize their full potential through programs that encourage caring for others, giving to those in need, and growing in their own spirituality.'
- As a member of the Jacksonville Jaguars, Gabbert teamed up with Dignity U Wear to donate clothes and winter coats to the students at Woodland Acres Elementary School. Based in Jacksonville, Dignity U Wear works with nonprofits in over 42 states to give back to the community by providing clothes to school children, veterans and women and girls in crisis.

## GABBERT'S GAME-BY-GAME

2015														Total			Pct.
Date	Opp	W/L	P/S	Att	Cmp	Pct	Yds	TD	Int	Lg	Sk/Yds	Rtg	Rsh	Yds	TD	Net Yds.	Offense
Sep 14	Min	W	—	—	—	—	—		DID NOT PLAY			—	—	—	—	—	—
Sep 20	at Pit	L	—	—	—	—	—		DID NOT PLAY			—	—	—	—	—	—
Sep 27	at Arz	L	—	—	—	—	—		DID NOT PLAY			—	—	—	—	—	—
Oct 4	GB	L	—	—	—	—	—		DID NOT PLAY			—	—	—	—	—	—
Oct 11	at NYG	L	—	—	—	—	—		DID NOT PLAY			—	—	—	—	—	—
Oct 18	Bal	W	—	—	—	—	—		DID NOT PLAY			—	—	—	—	—	—
Oct 22	Sea	L	—	—	—	—	—		DID NOT PLAY			—	—	—	—	—	—
Nov 1	at StL	L	—	—	—	—	—		DID NOT PLAY			—	—	—	—	—	—
Nov 8	Atl	W	1/1	25	15	60.0	185	2	2	41	0/0	76.2	8	32	0	217	68.2%
Nov 22	at Sea	L	1/1	34	22	64.7	264	1	0	36	2/17	98.2	4	22	0	269	87.9%
Nov 29	Arz	L	1/1	36	25	69.4	318	1	1	48	2/17	94.4	1	11	0	302	82.1%
Dec 6	at Chi	W	1/1	32	18	56.3	196	1	0	71t	4/26	84.9	6	75	1	245	84.2%
Dec 13	at Cle	L	1/1	28	18	64.3	194	1	0	24	9/44	96.4	3	19	0	169	76.5%
Dec 20	Cin	L	1/1	50	30	60.0	295	1	3	29	4/32	58.3	2	10	0	273	85.8%
Dec 27	at Det	L	1/1	33	22	66.6	225	2	0	38	3/24	106.2	1	9	0	210	65.2%
Jan 3	StL																
TOTALS			7/7	238	150	63.0	1,677	9	6	71t	24/160	86.1	25	178	1	1,695	79.1%

# SAN FRANCISCO 49ERS

## GABBERT'S CAREER STATISTICS

YEAR	TEAM	GP	GS	PASSING										RUSHING				
				ATT	CMP	PCT	YDS	TD	INT	LG	SK	LST	RTG	ATT	YDS	AVG	LG	TD
2011	JAX	15	14	413	210	50.8	2,214	12	11	74t	40	293	65.4	48	98	2.0	12	0
2012	JAX	10	10	278	162	62.4	1,662	9	6	80t	22	158	77.4	18	56	3.1	10	0
2013	JAX	3	3	86	42	48.8	481	1	7	67t	12	67	36.0	9	32	3.6	7	0
2014	SF	1	0	7	3	42.9	38	1	0	20t	0	0	100.0	1	5	5.0	5	0
2015	SF	7	7	238	150	63.0	1,677	9	6	71t	24	160	86.1	25	178	7.1	44t	1
TOTALS		36	34	1,022	567	55.5	6,072	32	30	80t	98	678	71.3	101	369	3.7	44t	1

### Additional Statistics:

**Fumbles—Lost — 23—9: 14—5** in 2011; 5—3 in 2012; 2—0 in 2013; 2—1 in 2015

### Milestones:

**NFL Debut:** at NYJ (9/18/11); **First Career Start:** at Car. (9/25/11); **First Passing TD:** at Car. (9/25/11 — 36—yd. pass to WR Mike Thomas); **First Rushing TD:** at Chi. (12/6/15 — 44—yd. TD); **300—yd. Passing Games:** 2, Last vs. Arz. (11/29/15 — 318 yds.)

## GABBERT'S CAREER HIGHS

**Passes Attempted:** 50 vs. Cin. (12/20/15)

**Completions:** 30 vs. Cin. (12/20/15)

**Completion Percentage:** 78.3 (18 of 23) vs. Mia. (12/9/12)

**Passing Yards:** 318 vs. Arz. (11/29/15)

**Long Pass:** 80t at Ind. (9/23/12)

**QB Rating:** 123.6 at Oak. (10/21/12)

**Passing Touchdowns:** 2 (5 times) Last vs. Atl. (11/8/12)

**Rushes:** 8 vs. Atl. (11/8/15)

**Rushing Yards:** 75 at Chi. (12/6/15)

**Long Rush:** 44t at Chi. (12/6/15)

## GABBERT'S TRANSACTIONS

Originally a 1st—round (10th overall) draft choice by Jax. in 2011...Traded to SF on 3/11/14... Signed a two—year deal with SF on 3/11/15.



## 2014 (SAN FRANCISCO)

- Completed a 20-yd TD pass to WR Bruce Ellington at Den. (10/19). It marked his first TD pass as a member of the 49ers.

## 2013 (JACKSONVILLE)

- Started three games, completing 42 of 86 pass atts. for 481 yds. with 1 TD.

## 2012 (JACKSONVILLE)

- Started the first 10 games of the season, completing 162 of 278 pass atts. for 1,662 yds. with 9 TDs and 7 INTs.
- Placed on the Injured Reserve List (forearm) on 11/21.

## 2011 (JACKSONVILLE)

- Started each of the final 14 games of the season.
- Made NFL debut in Week 2 at NYJ (9/18).
- Made first NFL start in Week 3 at Car. (9/25).

## COLLEGE

Started 26 of 31 games in three seasons at the University of Missouri. Completed 568 of 933 pass atts. (60.8 pct.) for 6,822 yds. with 40 TDs and 18 INTs. Finished his collegiate career with the 2nd highest passer efficiency rating (132.59) and third most passing yds. (6,822) in school history. Started all 13 games as a junior in 2010, completing 301 of 475 pass atts. (63.4 pct.) for 3,186 yds., 16 TDs and 9 INTs. He added 232 rushing yds. on 112 carries. Led team to a 10-3 record and a share of the Big 12 Conference North Division title. It marked just the third 10-win regular season in school history. Was named Second-Team Academic All-Big 12. Set a single-game school record by completing 83.9 pct. (26 of 31) of his passes against McNeese State. In 2009, started all 13 games and led team to an 8-5 record. Was named Second-Team All-Big 12 and First-Team Academic All-Big 12 after completing 262 of 445 pass atts. for 3,593 yds., 24 TDs and 9 INTs. He also added 204 rushing yds. and 3 TDs. Finished second in the Big 12 with a passer efficiency rating of 140.4. Saw action in five games as a true freshman in 2008.

## PERSONAL

- Attended Parkway West High School in Ballwin, MO, where he ranked the consensus number one player in the state of Missouri. Also lettered in baseball and earned All-Conference honors.
- Earned MVP honors at EA Sports Elite 11 QB camp prior to his senior year of high school. Also played in U.S. Army All-America Bowl.
- His brother, Tyler, was also a college quarterback, with stints at Missouri, Louisville and Central Florida.
- Born Blaine Williamson Gabbert (10/15/89) in Ballwin, MO.

## INJURY REPORT

**2012:** Placed on the Injured Reserve List with a forearm injury on 11/21 and missed the remainder of the season.

**2013:** Inactive at Oak. (9/15) and at Sea. (9/22) with a hand injury and was inactive at Den. (10/13) and vs. SD (10/20) with a hamstring injury.

# SAN FRANCISCO 49ERS

## GABBERT'S GAME-BY-GAME

Only games Gabbert has appeared in on offense are listed

### 2011 (Jacksonville)

Date	Opp	W/L	P/S	Att	Cmp	Pct	Yds	TD	Int	Lg	Sk/Yds	Rtg	Rsh	Yds	TD	Total Net Yds.	Pct. Offense
Sep 18	at NYJ	L	1/0	6	5	83.3	52	0	0	14	1/10	102.8	1	1	0	43	21.2
Sep 25	at Car	L	1/1	21	12	57.1	139	1	1	36t	2/10	73.3	4	2	0	131	51.0
Oct 2	NO	L	1/1	42	16	38.1	196	1	1	47	3/26	51.3	2	14	0	184	67.2
Oct 9	Cin	L	1/1	28	15	53.6	221	1	0	74t	3/21	91.5	5	11	0	211	71.3
Oct 16	at Pit	L	1/1	26	12	46.2	109	1	0	21	5/33	70.8	3	16	0	92	44.0
Oct 24	Bal	W	1/1	20	9	45.0	93	0	0	24	4/20	59.0	5	-1	0	72	35.1
Oct 30	at Hou	L	1/1	30	10	33.3	97	1	2	21	1/7	26.7	4	14	0	104	59.8
Nov 13	at Ind	W	1/1	21	14	66.7	118	1	1	19	2/8	77.1	6	8	0	118	47.0
Nov 20	at Cle	L	1/1	41	22	53.7	210	0	0	28	1/15	68.1	2	10	0	205	67.7
Nov 27	Hou	L	1/1	29	13	44.8	136	0	1	31	6/35	44.6	1	1	0	102	40.0
Dec 5	SD	L	1/1	33	19	57.6	195	2	1	48	2/18	82.3	6	19	0	196	64.1
Dec 11	TB	W	1/1	33	19	57.6	217	2	2	62	1/8	72.4	4	-3	0	206	63.4
Dec 15	at Atl	L	1/1	22	12	54.5	141	1	1	22	5/50	70.5	1	5	0	96	46.4
Dec 24	at Ten	L	1/1	42	21	50.0	198	0	1	22	1/11	53.5	1	4	0	191	63.7
Jan 1	Ind	W	1/1	19	11	57.9	92	1	0	23t	3/21	88.0	3	-3	0	68	26.1
<b>TOTALS</b>			<b>15/14</b>	<b>413</b>	<b>210</b>	<b>50.8</b>	<b>2,214</b>	<b>12</b>	<b>11</b>	<b>74t</b>	<b>40/293</b>	<b>65.4</b>	<b>48</b>	<b>98</b>	<b>0</b>	<b>2,019</b>	<b>48.7</b>

### 2012 (Jacksonville)

Date	Opp	W/L	P/S	Att	Cmp	Pct	Yds	TD	Int	Lg	Sk/Yds	Rtg	Rsh	Yds	TD	Total Net Yds.	Pct. Offense
Sep 9	at Min	L	1/1	39	23	59.0	260	2	0	39t	2/18	96.1	5	6	0	248	69.9
Sep 16	Hou	L	1/1	19	7	36.8	53	1	0	32	3/24	62.8	1	5	0	34	29.1
Sep 23	at Ind	W	1/1	21	10	47.6	155	1	0	80t	1/7	88.4	2	11	0	159	47.7
Sep 30	Cin	L	1/1	34	23	67.6	186	1	1	23	6/43	78.8	3	19	0	162	76.4
Oct 7	Chi	L	1/1	33	17	51.5	142	0	2	34	3/13	37.7	2	1	0	130	68.8
Oct 21	at Oak	L	1/1	12	8	66.7	110	1	0	42t	0/0	123.6	0	0	0	110	52.6
Oct 28	at GB	L	1/1	49	27	55.1	303	1	0	36	2/24	80.6	1	0	0	279	81.8
Nov 4	Det	L	1/1	38	27	71.0	220	2	2	25	1/5	81.0	3	4	0	219	78.5
Nov 8	Ind	L	1/1	31	18	58.0	209	0	1	52	3/24	65.1	1	10	0	195	57.9
Nov 18	at Hou	L	1/1	2	2	100.0	24	0	0	15	1/0	116.7	0	0	0	24	5.2
<b>PLACED ON INJURED RESERVE (Forearm) ON 11/21</b>																	
<b>TOTALS</b>			<b>10/10</b>	<b>278</b>	<b>162</b>	<b>58.3</b>	<b>1,662</b>	<b>9</b>	<b>6</b>	<b>80t</b>	<b>22/158</b>	<b>77.4</b>	<b>18</b>	<b>56</b>	<b>0</b>	<b>1,560</b>	<b>32.6</b>

### 2013 (Jacksonville)

Date	Opp	W/L	P/S	Att	Cmp	Pct	Yds	TD	Int	Lg	Sk/Yds	Rtg	Rsh	Yds	TD	Total Net Yds.	Pct. Offense
Sep 8	KC	L	1/1	35	16	45.7	121	0	2	18	6/50	30.8	4	16	0	87	48.9
Sep 29	Ind	L	1/1	32	17	53.1	179	0	3	31	4/14	30.6	2	10	0	175	85.4
Oct 6	at StL	L	1/1	19	9	47.4	181	1	2	67t	2/3	59.2	3	6	0	184	50.7
<b>TOTALS</b>			<b>3/3</b>	<b>86</b>	<b>42</b>	<b>48.8</b>	<b>481</b>	<b>1</b>	<b>7</b>	<b>67t</b>	<b>12/67</b>	<b>36.0</b>	<b>9</b>	<b>32</b>	<b>0</b>	<b>446</b>	<b>9.5</b>

### 2014 (San Francisco)

Date	Opp	W/L	P/S	Att	Cmp	Pct	Yds	TD	Int	Lg	Sk/Yds	Rtg	Rsh	Yds	TD	Total Net Yds.	Pct. Offense
Oct 19	at Den	L	1/0	7	3	42.9	38	1	0	20t	0/0	100.0	1	5	0	43	13.9
<b>TOTALS</b>			<b>1/0</b>	<b>7</b>	<b>3</b>	<b>42.9</b>	<b>38</b>	<b>1</b>	<b>0</b>	<b>20t</b>	<b>0/0</b>	<b>100.0</b>	<b>1</b>	<b>5</b>	<b>0</b>	<b>43</b>	<b>1.1</b>



# KENDALL GASKINS

40

HT	WT	COLLEGE	
6-1	238	RICHMOND	RB
BORN 11.4.90 // WOODBERRY FOREST, VA // WOODBERRY FOREST HS, WOODBERRY FOREST, VA 1ST YEAR // ACQUIRED FA IN '14			

## 2015 HIGHLIGHTS

- Made his NFL debut at StL (11/1).
- Set career highs with 6 receipts. for 52 yds. vs. Cin. (12/20), including a career-long 16 yd. receipt.

## GOLDMINE

- The Kendall Gaskins inaugural USA Football FUNDamental Camp took place on July 18, 2015 in Willingboro, NJ. The FUNDamentals program introduces children to football by teaching basic skills in a FUN and energetic environment. All skills and drills are selected based on USA Football's Player Progression Development Model, ensuring children are learning in an age-appropriate manner and creating an ideal atmosphere for fun.

## GASKINS' GOLDEN NUGGETS

- Finish tied for first in Richmond school history with 34 career rushing touchdowns.
- Prior to WrestleMania 31 held at Levi's® Stadium, Gaskins and his teammates joined the 49ers Foundation and WWE Superstars at the Ronald McDonald House, where they served ice cream, played games with kids, did arts and crafts and threw the football around outside.

## GASKINS' GAME-BY-GAME

### 2015

Date	Opp	W/L	P/S	Rsh	Yds	Avg	Lg	TD	Rec	Yds	TD
Sep 14	Min	W	—	—			PRACTICE SQUAD	—	—	—	—
Sep 20	at Pit	L	—	—			PRACTICE SQUAD	—	—	—	—
Sep 27	at Arz	L	—	—			PRACTICE SQUAD	—	—	—	—
Oct 4	GB	L	—	—			PRACTICE SQUAD	—	—	—	—
Oct 11	at NYG	L	—	—			PRACTICE SQUAD	—	—	—	—
Oct 18	Bal	W	—	—			PRACTICE SQUAD	—	—	—	—
Oct 22	Sea	L	—	—			PRACTICE SQUAD	—	—	—	—
PROMOTED TO ACTIVE ROSTER ON 10/30											
Nov 1	at StL	L	1/0	5	6	1.2	3	0	2	17	0
Nov 8	Atl	W	1/0	7	20	2.9	8	0	0	0	0
Nov 22	at Sea	L	1/0	0	0	—	—	0	0	0	0
Nov 29	Arz	L	1/0	0	0	—	—	0	0	0	0
Dec 6	at Chi	W	1/0	0	0	—	—	0	0	0	0
Dec 13	at Cle	L	1/0	0	0	—	—	0	0	0	0
Dec 20	Cin	L	1/0	2	0	0.0	0	0	6	52	0
Dec 27	at Det	L	1/0	2	12	6.0	14	0	0	0	0
Jan 3	StL										
TOTALS			8/0	16	38	2.4	14	0	8	69	0

Special Teams Tackles: 2

## GASKINS' CAREER STATISTICS

YEAR	TEAM	GP	GS	ATT	RUSHING				NO	RECEIVING			
					YDS	AVG	LG	TD		YDS	AVG	LG	TD
2015	SF	8	0	16	38	2.4	14	0	8	69	8.6	16	0
TOTALS		8	0	16	38	2.4	14	0	8	69	8.6	16	0

### Milestones:

**Special Teams Tackles – 2:** 2015 (2)

### Milestones:

**NFL Debut:** at StL (11/1/15); **First Recept.:** at StL (11/1/15 – 8–yd. pass from QB Colin Kaepernick)

## GASKINS' CAREER HIGHS

**Rushes:** 7 vs. Atl. (11/8/15)

**Rushing Yards:** 20 vs. Atl. (11/8/15)

**Longest Rush:** 14 at Det. (12/27/15)

**Receptions:** 6 vs. Cin. (12/20/15)

**Receiving Yards:** 52 vs. Cin. (12/20/15)

**Long Reception:** 16 vs. Cin. (12/20/15)

## GASKINS' TRANSACTIONS

Signed as an undrafted free agent by BUF on 4/29/13...Waived by BUF on 8/30/13...Added to TEN practice squad on 10/8/13...Waived by TEN on 10/18/13...Signed by NYG on 12/30/13...Waived by NYG on 8/30/14...Signed to SF practice squad on 9/1/14...Signed to Reserve/Future contract with SF on 12/30/14...Waived by SF on 9/5/15...Signed to SF practice squad on 9/6/15...Promoted to the active roster on 10/31/15.

**2014 (SAN FRANCISCO)**

- Spent the entire season on the 49ers practice squad.

**2013 (BUFFALO/TENNESSEE/NY GIANTS)**

- Signed with the Giants on 12/30/13 before being waived on 8/30/14.
- Added to the Titans practice squad on 10/8/13 where he stayed until 10/18/13.
- Signed as an undrafted free agent with the Bills on 4/29/13 before being waived on 8/30/13.

**COLLEGE**

Saw action in 46 games (30 starts) during his 4-year career at the University of Richmond and rushed for 1,745 yds. and 34 TDs. As a senior, earned First-Team All-CAA, Second-Team VaSID All-State and Third-Team All-American by Phil Steele recognition. Additionally, named Second-Team All-American by both The Sports Network/Fathead.com and Beyond College Sports. In 2012, he appeared in 11 games (10 starts), rushing for 604 yds. on 148 carries and 13 TDs, while adding 21 receipts. for 193 yds. and 3 TDs that season. Recorded 650 yds. and 10 TDs rushing and added 9 receipts. for 57 yds. in 2011. As a sophomore, earned First-Team All-CAA and Sports Network Third-Team All-American honors. Started in all 11 games, rushing for 398 yds. and 5 TDs in 2010. Also tallied 13 receipts. for 126 yds. In 2009, named Third-Team All-CAA. Played in all 13 games as a freshman, rushing for 93 yds. on 38 carries and a team-high 6 TDs.

**PERSONAL**

- Attended Woodberry Forest (Woodberry Forest, VA) HS, where he was captain and earned All-State, All-Region and All-District honors in 2008.
- Lettered two-years each in football, basketball and baseball.
- Born Kendall Gaskins (11/4/90) in Burlington, NJ.





# ELI HAROLD

58

HT	WT	COLLEGE	
6-3	247	VIRGINIA	LB
BORN 1.20.94 // VIRGINIA BEACH, VA // OCEAN LAKES HS, VIRGINIA BEACH, VA ROOKIE // ACQUIRED D-3 IN '15			

## 2015 HIGHLIGHTS

- Made his NFL debut vs. Min. (9/14).
- Registered 5 tackles vs. Sea. (10/22), the first of his NFL career.
- Recovered the first fumble of his career at StL (11/1), picking up a fumble by WR Tavon Austin.
- Made the first start of his NFL career vs. Arz. (11/29).

## GOLDMINE

- Harold was "Mr. Everything" for his high school team, playing quarterback, running back, wide receiver and defensive end at Ocean Lakes HS. Racking up 1,146 yards and 20 touchdowns in a wildcat offense, he was named first-team All-Tidewater, the Beach District Defensive Player of the Year and a first-team all-district selection at wide receiver and defensive end.
- Late 2010 and early 2011 was an incredibly trying time for the Harold family. In a three-month span, Eli's brother Walter unexpectedly lost his son, Forrest, and Eli's mother, Sheila Korvette, passed away from cancer. In the wake of the family's tragedy, Eli moved in with Walter, the closest thing he had to a father figure. After becoming a highly-touted prospect and recording his first sack at the University of Virginia, Eli dedicated the milestone to his older brother.

## HAROLD'S GOLDEN NUGGETS

- Persevered through the unspeakable tragedy of losing his mother, Sheila Korvette, to become a highly sought-after prospect.
- Finished his college career ranking 11th in Virginia school history with 17.5 total sacks.
- First-team all-district selection at Ocean Lakes (Virginia Beach, VA) HS at both wide receiver and defensive end.

## HAROLD'S GAME-BY-GAME

### 2015

Date	Opp	W/L	P/S	Tot	Sol	Ast	Sk	Yds	Int	Yds	PD	FF	FR	Yds
Sep 14	Min	W	1/0	0	0	0	0.0	0.0	0	0	0	0	0	0
Sep 20	at Pit	L	1/0	0	0	0	0.0	0.0	0	0	0	0	0	0
Sep 27	at Arz	L	1/0	0	0	0	0.0	0.0	0	0	0	0	0	0
Oct 4	GB	L	1/0	0	0	0	0.0	0.0	0	0	0	0	0	0
Oct 11	at NYG	L	1/0	0	0	0	0.0	0.0	0	0	0	0	0	0
Oct 18	Bal	W	1/0	0	0	0	0.0	0.0	0	0	0	0	0	0
Oct 22	Sea	L	1/0	5	3	2	0.0	0.0	0	0	0	0	0	0
Nov 1	at StL	L	1/0	3	3	0	0.0	0.0	0	0	0	0	1	8
Nov 8	Atl	W	1/0	0	0	0	0.0	0.0	0	0	0	0	0	0
Nov 22	at Sea	L	1/0	0	0	0	0.0	0.0	0	0	0	0	0	0
Nov 29	Arz	L	1/1	4	1	3	0.0	0.0	0	0	0	0	0	0
Dec 6	at Chi	W	1/0	1	0	1	0.0	0.0	0	0	0	0	0	0
Dec 13	at Cle	L	1/0	0	0	0	0.0	0.0	0	0	0	0	0	0
Dec 20	Cin	L	1/0	3	3	0	0.0	0.0	0	0	0	0	0	0
Dec 27	at Det	L	1/0	1	0	1	0.0	0.0	0	0	0	0	0	0
Jan 3	StL													
TOTALS				15/1	17	10	7	0.0	0.0	0	0	0	0	1 8

## HAROLD'S CAREER STATISTICS

YEAR	TEAM	GP	GS	TACKLES				YDS	INT	INTERCEPTIONS				PD	FUMBLES		
				TOT	SOL	AST	SACKS			YDS	LG	TD	PD		FF	FR	YDS
2015	SF	15	1	17	10	7	0.0	0.0	0	0	—	0	0	0	0	1	8
TOTALS		15	1	17	10	7	0.0	0.0	0	0	—	0	0	0	0	1	8

### Milestones:

**NFL Debut:** vs. Min (9/14/15); **First Start:** vs. Arz. (11/29/15); **First FR:** at StL (11/1/15 — WR Tavon Austin)

## HAROLD'S CAREER HIGHS

**Total Tackles:** 5 vs. Sea. (10/22/15)

**Solo:** 3 (3 Times) Last vs. Cin. (12/20/15)

**Assists:** 3 vs. Arz. (11/29/15)

**Fumble Recoveries:** 1 at StL (11/1/15)

## HAROLD'S TRANSACTIONS

Originally a 3rd-round (79th overall) draft choice by SF in 2015.

**COLLEGE**

Played in 36 games (25 starts) and registered 141 tackles, 17.5 sacks, 36.5 TFLs, 4 FFs, 4 FRs, 2 INTs and 3 PDs. Finished career ranked 10th in school history with 36.5 career TFLs and 11th with 17.5 career sacks. As a junior, named Touchdown Club of Richmond's Defensive Lineman of the Year, Second-Team All-ACC and Second-Team All-ACC Coaches. Started all 12 games and tallied 54 tackles, 7.0 sacks, 14.5 TFLs, 2 FRs, 1 FF, 1 INT and 2 PDs. In 2013, earned Second-Team CollegeFootballNews All-Sophomore honors as he started all 12 games and notched 51 tackles, 8.5 sacks, 15 TFLs, 2 FRs, 2 FFs and 1 PD. As a freshman, played in 12 games (1 start) and recorded 36 tackles, 2.0 sacks, 7 TFLs, 1 FF and 1 INT.

**PERSONAL**

- Majored in African American studies.
- Attended Ocean Lakes (Virginia Beach, VA) HS and was named SuperPrep Mid-Atlantic Defensive Player of the Year as a senior. Also earned Beach District Defensive Player of the Year and a first-team all-district selection at WR and DE.
- As a senior, tallied 78 tackles and 16 sacks as a senior. Also played QB, RB and WR on offense, amassing 1,146 total yds. and 20 TDs in a wildcat offense. Led the Dolphins with 41 receipts. for 723 yds.



# DUJUAN HARRIS

32

HT	WT	COLLEGE	
5-7	206	TROY	RB
BORN 9.3.88 // BROOKSVILLE, FL // CENTRAL HS, BROOKSVILLE, FL 5TH YEAR // ACQUIRED FA IN '15			

## 2015 HIGHLIGHTS

- Made his 49ers debut at Det. (12/27) and registered 11 carries for a career-high 73 yds, including a career-long 25-yd. rush.

## GOLDMINE

- In between his stints with Pittsburgh and Green Bay at the beginning of the 2012 season, Harris spent a week as a car salesman at the Chrysler Jeep Dodge Ram Arlington Dealer in Jacksonville, FL.
- Visited West Hernando Middle School to speak with the football team as a member of the Jacksonville Jaguars in 2011. Harris, a West Hernando alumni, spoke about the importance of eating healthy, building relationships and the importance of education. "Kids need someone to look up to," he said at the time. "I'm here to let them know there is hope and to keep their dreams alive."
- If it wasn't for football, he says he'd be helping others, specifically juveniles, because it means a lot to help someone get on the right path and it creates a positive example for kids.

## HARRIS' GOLDEN NUGGETS

- A five-year NFL veteran, Harris has seen regular season and postseason action with the Jacksonville Jaguars (2011), Green Bay Packers (2012-14) and Seattle Seahawks (2015).
- Visited his formal middle school as a member of the Jacksonville Jaguars to speak about the importance of education and building relationships.
- Spent a week as a used car salesman in Jacksonville, FL between NFL career stops.

## HARRIS' GAME-BY-GAME

2015

Date	Opp	W/L	P/S	Rsh	Yds	Avg	Lg	TD	Rec	Yds	TD
SIGNED TO NO PRACTICE SQUAD ON 9/14											
Sep 20	TB	L	—				—	—	—	—	—
RELEASED BY NO ON 9/24											
SIGNED TO SEA PRACTICE SQUAD ON 11/24											
Nov 29	Pit	W	—				—	—	—	—	—
PROMOTED TO SEA ACTIVE ROSTER ON 12/5											
Dec 6	at Min	W	1/0	3	7	2.3	3	0	0	0	0
Dec 13	at Bal	W	1/0	18	42	2.3	6	0	0	0	0
RELEASED BY SEA ON 12/15											
SIGNED TO BAL PRACTICE SQUAD ON 12/17											
Dec 20	KC	L	—				—	—	—	—	—
SIGNED BY SF ON 12/22											
Dec 27	at Det	L	1/0	11	73	6.6	25	0	1	11	0
Jan 3	StL										
TOTALS			3/0	32	122	3.8	25	0	1	11	0

# SAN FRANCISCO 49ERS

## HARRIS' CAREER STATISTICS

YEAR	TEAM	GP	GS	ATT	RUSHING				NO	RECEIVING			
					YDS	AVG	LG	TD		YDS	AVG	LG	TD
2011	JAX	5	0	9	42	4.7	24	0	1	4	4.0	4	0
2012	GB	4	2	34	157	4.6	21	2	2	17	8.5	11	0
2013	GB	—	—	—	INJURED RESERVE (Knee)				—	—	—	—	—
2014	GB	15	0	16	64	4.0	12	0	1	11	11.0	11	0
2015	SEA/SF	3	0	32	122	3.8	25	0	1	11	11.0	11	0
<b>TOTALS</b>		<b>27</b>	<b>2</b>	<b>91</b>	<b>385</b>	<b>4.2</b>	<b>25</b>	<b>2</b>	<b>5</b>	<b>43</b>	<b>8.6</b>	<b>11</b>	<b>0</b>

### PLAYOFFS

YEAR	TEAM	GP	GS	ATT	RUSHING				NO	RECEIVING			
					YDS	AVG	LG	TD		YDS	AVG	LG	TD
2012	GB	2	2	28	100	3.6	18t	2	7	64	9.1	16	0
<b>TOTALS</b>		<b>2</b>	<b>2</b>	<b>28</b>	<b>100</b>	<b>3.6</b>	<b>18t</b>	<b>2</b>	<b>7</b>	<b>64</b>	<b>9.1</b>	<b>16</b>	<b>0</b>

### Additional Statistics:

**Fumbles—Lost — 1—1:** 1—1 in 2015

**Special Teams Tackles — 1:** 2014 (1)

### Milestones:

**NFL Debut:** vs. SD (12/5/11); **First Start:** vs. Det. (12/9/12); **First Recept.:** vs. Ind. (1/1/12); **First Rushing TD:** vs. Det. (12/9/12)

## HARRIS' CAREER HIGHS

**Rushes:** 18 at Bal. (12/13/15); Postseason — 17 vs. Min. (1/5/13)  
**Rushing Yards:** 73 at Det. (12/27/15); Postseason — 53 at SF (1/12/13)  
**Long Rush:** 25 at Det. (12/27/15); Postseason — 18t vs. SF (1/12/13)  
**Rushing TDs:** 1 (2 times) Last vs. Ten. (12/23/12); Postseason — 1 vs. SF (1/12/13)

**Receptions:** 2 at Min. (12/30/12); Postseason — 5 vs. Min. (1/5/13)  
**Receiving Yards:** 17 at Min. (12/30/12); Postseason — 53 vs. Min. (1/5/13)  
**Long Reception:** 11 (3 times) Last at Det. (12/27/15); Postseason — 16 vs. Min. (1/5/13)

## HARRIS' TRANSACTIONS

Originally signed as an undrafted free agent by Jax. on 7/26/11...Released by Jax. on 9/3/11...Signed to Jax. practice squad on 9/4/11...Promoted to Jax. active roster on 11/30/11...Released by Jax. on 8/25/12...Signed off waivers by Pit. on 8/27/12...Released by Pit. on 8/31/12...Signed to GB practice squad on 10/24/12...Promoted to GB active roster on 12/1/12...Placed on the Injured Reserve List on 8/27/13...Signed with Min. on 3/20/15...Released by Min. on 9/5/15...Signed to NO practice squad on 9/14/15...Released by NO on 9/24/15...Signed to Sea. practice squad on 11/24/15...Promoted to Sea. active roster on 12/5/15...Released by Sea. on 12/15/15...Signed to Bal. practice squad on 12/17/15...Signed by SF on 12/22/15.

## 2014 (GREEN BAY)

- Appeared in a career-high 15 games for Green Bay, registered 16 atts. for 64 yds. and 1 recept. for 11 yds.
- Rushed for a season-high 52 yds. on 8 atts. vs. Chi. (11/9).

## 2013 (GREEN BAY)

- Placed on the Injured Reserve List on 8/27 after suffering a knee injury during the preseason.

## 2012 (GREEN BAY)

- Spent five weeks on the team's practice squad before being promoted to the active roster for the final 4 regular season games and 2 playoff contests.
- Made the first start of his NFL career vs. Det. (12/9), rushing 7 times for 31 yds. and his first career TD.
- Registered 8 atts. for 29 yds. and his second TD of the season as the starter vs. Ten. (12/23).
- Set a career high with 70 yds. on 17 atts. at Min. (12/30), and added 2 receipts. for 17 yds.
- Started in the NFC-WC vs. Min. (1/5/13), recording 17 atts. for 47 yds. and 1 TD and adding 5 receipts. for 53 yds. in the win.
- Started at SF (1/12/15) in the NFC-D and registered 11 atts. for 53 yds. and 1 TD.

## 2011 (JACKSONVILLE)

- Appeared in the final five games for the Jaguars after spending the first 11 weeks of the season on the team's practice squad.
- Finished the season with 9 atts. for 42 yds. and 1 recept. for 4 yds.
- Made his NFL debut vs. SD (12/5), recording 2 atts. for 2 yds.
- Registered a career-long 24 yds. on his lone rushing att. vs. TB (12/11).

## COLLEGE

Started 28 of 50 career games during his time at Troy. Left the school ranked third in program history with 2,635 yards and scored 32 total TDs. In 2010, notched 97 atts. for 603 yds. and 6 TDs as a senior. As a junior in 2009, registered 151 atts. for 583 yds. and 10 TDs rushing and added 242 yds. on 22 receipts. and 2 TDs receiving. In 2008 as a sophomore, named Second-Team All-Sun Belt by recording 210 carries for 1,077 yds. and 11 rushing TDs. Added 36 receipts. for 216 yds. and 3 TDs receiving that season. As a freshman in 2007, notched 372 yds. on 82 atts. and 5 receipts. for 29 yds.

## PERSONAL

- Attended Central HS (Brooksville, FL), where he led his team to the District Championship during his senior season while earning first-team all-District, first-team all-Area and first-team all-Region honors.
- Nicknamed "Foxy" in high school because he was born with red hair.
- Son of Juan L. Harris and Rose S. Jones, and is one of nine children.
- Majored in criminal justice.
- Born DuJuan LaTroy Harris (9/3/88) in St. Petersburg, FL.

## INJURY REPORT

**2013:** Placed on the Injured Reserve List on 11/27 with a knee injury.



# SAN FRANCISCO 49ERS

## HARRIS' GAME-BY-GAME

### 2011 (Jacksonville)

Date	Opp	W/L	P/S	Rsh	Yds	Avg	Lg	TD	Rec	Yds	TD
Sep 11	Ten	W	—	PRACTICE SQUAD				—	—	—	—
Sep 18	at NYJ	L	—	PRACTICE SQUAD				—	—	—	—
Sep 25	at Car	L	—	PRACTICE SQUAD				—	—	—	—
Oct 2	NO	L	—	PRACTICE SQUAD				—	—	—	—
Oct 9	Cin	L	—	PRACTICE SQUAD				—	—	—	—
Oct 16	at Pit	L	—	PRACTICE SQUAD				—	—	—	—
Oct 24	Bal	W	—	PRACTICE SQUAD				—	—	—	—
Oct 30	at Hou	L	—	PRACTICE SQUAD				—	—	—	—
Nov 13	at Ind	W	—	PRACTICE SQUAD				—	—	—	—
Nov 20	at Cle	L	—	PRACTICE SQUAD				—	—	—	—
Nov 27	Hou	L	—	PRACTICE SQUAD				—	—	—	—
<b>PROMOTED TO ACTIVE ROSTER ON 11/30</b>											
Dec 5	SD	L	1/0	2	2	1.0	3	0	0	0	0
Dec 11	TB	W	1/0	1	24	24.0	24	0	0	0	0
Dec 19	at Atl	L	1/0	1	-1	-1.0	-1	0	0	0	0
Dec 24	at Ten	L	1/0	2	5	2.5	5	0	0	0	0
Jan 1	Ind	W	1/0	3	12	4.0	7	0	1	4	0
<b>TOTALS</b>			<b>5/0</b>	<b>9</b>	<b>42</b>	<b>4.7</b>	<b>24</b>	<b>0</b>	<b>1</b>	<b>4</b>	<b>0</b>

### 2012 (Green Bay)

Date	Opp	W/L	P/S	Rsh	Yds	Avg	Lg	TD	Rec	Yds	TD
<b>SIGNED TO GB PRACTICE SQUAD ON 10/24</b>											
Oct 28	Jax	W	—	PRACTICE SQUAD				—	—	—	—
Nov 4	Arz	W	—	PRACTICE SQUAD				—	—	—	—
Nov 18	at Det	W	—	PRACTICE SQUAD				—	—	—	—
Nov 25	at NYG	L	—	PRACTICE SQUAD				—	—	—	—
<b>PROMOTED TO ACTIVE ROSTER ON 12/1</b>											
Dec 2	Min	W	—	DID NOT PLAY				—	—	—	—
Dec 9	Det	W	1/1	7	31	4.4	14t	1	0	0	0
Dec 16	at Chi	W	1/0	5	27	5.4	21	0	0	0	0
Dec 23	Ten	W	1/1	8	29	3.6	10	1	0	0	0
Dec 30	at Min	L	1/0	14	70	5.0	12	0	2	17	0
<b>TOTALS</b>			<b>4/2</b>	<b>34</b>	<b>157</b>	<b>4.6</b>	<b>21</b>	<b>2</b>	<b>2</b>	<b>17</b>	<b>0</b>

### 2012 Postseason (Green Bay)

Date	Opp	W/L	P/S	Rsh	Yds	Avg	Lg	TD	Rec	Yds	TD
Jan 5	Min	W	1/1	17	47	2.8	9t	1	5	53	0
Jan 12	at SF	L	1/1	11	53	4.8	18t	1	2	11	0
<b>TOTALS</b>			<b>2/2</b>	<b>28</b>	<b>100</b>	<b>3.6</b>	<b>18t</b>	<b>2</b>	<b>7</b>	<b>64</b>	<b>0</b>

### 2013 (Green Bay)

Date	Opp	W/L	P/S	Rsh	Yds	Avg	Lg	TD	Rec	Yds	TD
<b>PLACED ON INJURED RESERVE (Knee) ON 8/27</b>											
<b>TOTALS</b>			<b>—</b>	<b>—</b>	<b>—</b>	<b>—</b>	<b>—</b>	<b>—</b>	<b>—</b>	<b>—</b>	<b>—</b>

### 2014 (Green Bay)

Date	Opp	W/L	P/S	Rsh	Yds	Avg	Lg	TD	Rec	Yds	TD
Sep 4	at Sea	L	1/0	1	7	7.0	7	0	0	0	0
Sep 14	NYJ	W	1/0	0	0	—	—	0	1	11	0
Sep 21	at Det	L	1/0	3	2	0.4	7	0	0	0	0
Sep 28	at Chi	W	1/0	0	0	—	—	0	0	0	0
Oct 2	Min	W	1/0	0	0	—	—	0	0	0	0
Oct 12	at Mia	W	1/0	0	0	—	—	0	0	0	0
Oct 19	Car	W	1/0	2	-1	-0.5	0	0	0	0	0
Oct 26	at NO	L	1/0	2	4	2.0	4	0	0	0	0
Nov 9	Chi	W	1/0	8	52	6.5	12	0	0	0	0
Nov 16	Phi	W	1/0	0	0	—	—	0	0	0	0
Nov 23	at Min	W	1/0	0	0	—	—	0	0	0	0
Nov 30	NE	W	1/0	0	0	—	—	0	0	0	0
Dec 8	Atl	W	1/0	0	0	—	—	0	0	0	0
Dec 14	at Buf	L	1/0	0	0	—	—	0	0	0	0
Dec 21	at TB	W	1/0	0	0	—	—	0	0	0	0
Dec 28	Det	W	—	—	—	INACTIVE	—	—	—	—	—
<b>TOTALS</b>			<b>15/0</b>	<b>16</b>	<b>64</b>	<b>4.0</b>	<b>12</b>	<b>0</b>	<b>1</b>	<b>11</b>	<b>0</b>

### 2014 Postseason (Green Bay)

Date	Opp	W/L	P/S	Rsh	Yds	Avg	Lg	TD	Rec	Yds	TD
Jan 11	Dal	W	—	—	—	INACTIVE	—	—	—	—	—
Jan 18	at Sea	L	—	—	—	INACTIVE	—	—	—	—	—
<b>TOTALS</b>			<b>—</b>	<b>—</b>	<b>—</b>	<b>—</b>	<b>—</b>	<b>—</b>	<b>—</b>	<b>—</b>	<b>—</b>



# JARRYD HAYNE

38

HT	WT	COLLEGE	RB
6-2	220	NO COLLEGE	
BORN 2.15.88 // MINTO, NEW SOUTH WALES, AUSTRALIA // WESTFIELDS SPORTS HS, SYDNEY, AUSTRALIA 1ST YEAR // ACQUIRED FA IN '15			

## 2015 HIGHLIGHTS

- Made his NFL debut vs. Min. (9/14) and recorded 4 carries for 13 yds.
- Made the first start of his NFL career at Det. (12/27) and registered career-highs with 9 carries for 27 yds. and 5 receipts. for 20 yds.

## GOLDMINE

- In 2010, he finished third in the Gatorade Bolt, a 100-meter race between the National Rugby League's fastest players. Afterwards, he received an invitation from Olympic gold medalist and world class sprinter Usain Bolt to train with him in Jamaica.
- Additionally, he used his winnings to create a unique scholarship with the goal of putting an Australian sprinter into the 100m final of the 2016 Olympics in Rio de Janero, Brazil. The scholarship put eight sprinters into a year long training program, in a similar style to the UFC's Ultimate Fighter TV show, with one sprinter earning funding towards their dream of competing in the Olympics.
- Grew up in a housing commission in Minto, New South Wales, Australia with his two sisters and single mother, Jodie. After becoming a NRL star, he bought his mother a house. "My whole dream of being a professional athlete was to buy my mum a house and I did that. Everything else is a bonus," said Hayne during his press conference announcing his decision to head to the NFL.
- In 2014, volunteered his time during Easter with his Parramatta Eel's teammates at Westmead Children's Hospital in Sydney, AU and passed out presents and easter eggs to the kids.

## HAYNE'S GOLDEN NUGGETS

- Spent the past nine years with the Parramatta Eels of the National Rugby League, where he won numerous accolades, including two Player of the Year awards (2009, 2014).
- Created a unique scholarship to help eight Australian sprinters train with the goal of reaching the 100-meter finals of the 2016 Olympics.
- Once he became a star in the NRL, stayed true to his childhood promise and bought his mother a house.

## HAYNE'S GAME-BY-GAME

2015												2015 Returns													
Date	Opp	W/L	P/S	Rsh	Yds	Avg	Lg	TD	Rec	Yds	TD	Date	Opp	KR	Yds	Avg	Lg	TD	PR	FC	Yds	Avg	Lg	TD	
Sep 14	Min	W	1/0	4	13	3.3	9	0	1	7	0	Sep 14	Min	0	0	—	—	0	1	0	0	0.0	0	0	
Sep 20	at Pit	L	1/0	2	3	1.5	2	0	0	0	0	Sep 20	at Pit	0	0	—	—	0	1	1	7	7.0	7	0	
Sep 27	at Arz	L	1/0	0	0	—	—	0	0	0	0	Sep 27	at Arz	0	0	—	—	0	1	1	37	37.0	37	0	
Oct 4	GB	L	1/0	0	0	—	—	0	0	0	0	Oct 4	GB	0	0	—	—	0	3	1	12	4.0	6	0	
Oct 11	at NYG	L	1/0	2	9	4.5	8	0	0	0	0	Oct 11	at NYG	0	0	—	—	0	1	1	16	16.0	16	0	
Oct 18	Bal	W	1/0	0	0	—	—	0	0	0	0	Oct 18	Bal	0	0	—	—	0	1	1	4	4.0	4	0	
Oct 22	Sea	L	—	—	—	INACTIVE	—	—	—	—	—	Oct 22	Sea	—	—	—	—	INACTIVE	—	—	—	—	—	—	
WAIVED BY SF ON 10/31												WAIVED BY SF ON 10/31													
SIGNED TO SF PRACTICE SQUAD ON 11/2												SIGNED TO SF PRACTICE SQUAD ON 11/2													
Nov 1	at StL	L	—	—	—	PRACTICE SQUAD	—	—	—	—	—	Nov 1	at StL	—	—	—	—	PRACTICE SQUAD	—	—	—	—	—	—	
Nov 8	Atl	W	—	—	—	PRACTICE SQUAD	—	—	—	—	—	Nov 8	Atl	—	—	—	—	PRACTICE SQUAD	—	—	—	—	—	—	
Nov 22	at Sea	L	—	—	—	PRACTICE SQUAD	—	—	—	—	—	Nov 22	at Sea	—	—	—	—	PRACTICE SQUAD	—	—	—	—	—	—	
Nov 29	Arz	L	—	—	—	PRACTICE SQUAD	—	—	—	—	—	Nov 29	Arz	—	—	—	—	PRACTICE SQUAD	—	—	—	—	—	—	
Dec 6	at Chi	W	—	—	—	PRACTICE SQUAD	—	—	—	—	—	Dec 6	at Chi	—	—	—	—	PRACTICE SQUAD	—	—	—	—	—	—	
Dec 13	at Cle	L	—	—	—	PRACTICE SQUAD	—	—	—	—	—	Dec 13	at Cle	—	—	—	—	PRACTICE SQUAD	—	—	—	—	—	—	
Dec 20	Cin	L	—	—	—	PRACTICE SQUAD	—	—	—	—	—	Dec 20	Cin	—	—	—	—	PRACTICE SQUAD	—	—	—	—	—	—	
PROMOTED TO SF ACTIVE ROSTER ON 12/26												PROMOTED TO SF ACTIVE ROSTER ON 12/26													
Dec 27	at Det	L	1/1	9	27	3.0	11	0	5	20	0	Dec 27	at Det	0	0	—	—	0	0	0	0	—	—	0	
Jan 3	StL											Jan 3	StL												
TOTALS			7/1	17	52	3.1	11	0	6	27	0	TOTALS			0	0	—	—	0	8	5	76	9.5	37	0

Special Teams Tackles: 1

# SAN FRANCISCO 49ERS

## HAYNE'S CAREER STATISTICS

YEAR	TEAM	GP	GS	ATT	RUSHING				NO	RECEIVING			
					YDS	AVG	LG	TD		YDS	AVG	LG	TD
2015	SF	7	1	17	52	3.1	11	0	6	27	4.5	7	0
TOTALS		7	1	17	52	3.1	11	0	6	27	4.5	7	0

### Additional Statistics:

Special Teams Tackles: 1; 2015 (1)

Fumble Lost: 1–1 in 2015

### Milestones:

NFL Debut: vs. Min. (9/14); First Start: at Det. (12/27); First Recept.: vs. Min. (9/14/15 – 7–yd. pass from QB Colin Kaepernick)

## HAYNE'S CAREER HIGHS

Rushes: 9 at Det. (12/27/15)

Rushing Yards: 27 at Det. (12/27/15)

Long Rush: 11 at Det. (12/27/15)

Receptions: 5 at Det. (12/27/15)

Receiving Yards: 20 at Det. (12/27/15)

Long Reception: 7 (2 Times) Last at Det. (12/27/15)

Punt Returns: 3 vs. GB (10/4/15)

Punt Return Yards: 37 at Arz. (9/27/15)

## HAYNE'S TRANSACTIONS

Originally signed by SF as an undrafted free agent on 3/3/15...Waived by SF on 10/31/15...Signed to SF practice squad on 11/2/15...Promoted to SF active roster on 12/26/15.

**NATIONAL RUGBY LEAGUE (NRL)**

Spent the past nine years (2006-14) in the National Rugby League (NRL) with the Parramatta Eels. In 2014, Hayne won numerous Dally M Awards, which are given to the best and fairest player over the entire National Rugby League regular season, as he was named the Player of the Year, Best Fullback, Top Tryscorer and Representative Player. Hayne previously won the Dally M Player of the Year and Best Fullback Awards in 2009, the Best Winger Award in 2007, and the Best Rookie Award in 2006. He also represented Fiji in the 2008 Rugby League World Cup and Australia in the 2013 Rugby League World Cup.

**PERSONAL**

- His father, Manoa Thompson, is a former professional rugby league player who represented Fiji on the national rugby team.
- Born Jarryd Hayne (2/15/88) in Minto, New South Wales, Australia.



# GERALD HODGES

51

HT	WT	COLLEGE	LB
6-2	236	PENN STATE	LB
BORN 1.17.91 // PAULSBORO, NJ // PAULSBORO HS, PAULSBORO, NJ 3RD YEAR // ACQUIRED TR IN '15 - MIN			

## 2015 HIGHLIGHTS

- Made his 49ers debut vs. Sea. (10/22) and recorded 1 tackle.

## GOLDMINE

- As a freshman at Penn State, Hodges switched positions from safety to linebacker. In his new position group was current teammate NaVorro Bowman, a senior at the time, and Dallas Cowboys LB Sean Lee, both of whom he gives credit to for showing him the way. "I learned so much from Navorro and Sean, seeing how they approached football, and studying film, you couldn't help but to follow in their footsteps."
- Hodges says he learned a lot about himself during his time at Penn State thanks to head coach Joe Paterno. "He was like a father figure. He talked a lot of football but he also talked a lot about respect and it was a blessing to play for him."
- Hodges was one of the top high school wrestlers in New Jersey, advancing as far as the state semifinals during his junior year. He recognizes the grueling three-hour workouts in 115-degree gymnasiums for instilling mental toughness in him.

## HODGES' GOLDEN NUGGETS

- Acquired from the Minnesota Vikings on 10/6/15.
- Was teammates with LB NaVorro Bowman at Penn State in 2009.
- Appeared in 29 games over three seasons with Minnesota.

## HODGES' GAME-BY-GAME

### 2015

Date	Opp	W/L	P/S	Tot	Sol	Ast	Sk	Yds	Int	Yds	PD	FF	FR	Yds
WITH MINNESOTA														
Sep 14	at SF	L	1/1	8	6	2	0.0	0.0	0	0	0	0	0	0
Sep 20	Det	W	1/1	4	4	0	0.0	0.0	0	0	1	0	0	0
Sep 27	SD	W	1/1	5	3	2	0.0	0.0	0	0	0	0	0	0
Oct 4	GB	L	1/0	2	0	2	0.0	0.0	0	0	0	0	0	0
TRADED TO SF ON 10/6														
Oct 11	at NYG	L	—	—	—	—	INACTIVE	—	—	—	—	—	—	—
Oct 18	Bal	W	—	—	—	—	INACTIVE	—	—	—	—	—	—	—
Oct 22	Sea	L	1/0	1	1	0	0.0	0.0	0	0	0	0	0	0
Nov 1	at StL	L	1/0	1	1	0	0.0	0.0	0	0	0	0	0	0
Nov 8	Atl	W	1/0	1	1	0	0.0	0.0	0	0	0	0	0	0
Nov 22	at Sea	L	1/0	0	0	0	0.0	0.0	0	0	0	0	0	0
Nov 29	Arz	L	1/0	1	1	0	0.0	0.0	0	0	0	0	0	0
Dec 6	at Chi	W	1/0	8	5	3	0.0	0.0	0	0	0	0	0	0
Dec 13	at Cle	L	1/1	9	6	3	0.0	0.0	0	0	0	0	0	0
Dec 20	Cin	L	1/1	5	4	1	0.0	0.0	0	0	0	0	0	0
Dec 27	at Det	L	1/1	9	7	2	0.0	0.0	0	0	0	0	0	0
Jan 3	StL													
TOTALS			13/6	54	39	15	0.0	0.0	0	0	1	0	0	0

Special Teams Tackles – 1



# SAN FRANCISCO 49ERS

## HODGES' CAREER STATISTICS

YEAR	TEAM	GP	GS	TACKLES					SACKS	YDS	INT	INTERCEPTIONS				PD	FUMBLES		
				TOT	SOL	AST	YDS	INT				YDS	LG	TD	FF		FR	YDS	
2013	MIN	11	0	0	0	0	0.0	0.0	0	0	—	0	0	0	0	0	0		
2014	MIN	14	7	73	53	20	0.5	2.0	1	27	27t	1	7	0	0	0			
2015	MIN/SF	13	6	54	39	5	0.0	0.0	0	0	—	0	1	0	0	0			
TOTALS		38	17	127	92	35	0.5	2.0	1	27	27t	1	8	0	0	0			

### Additional Statistics:

**Special Teams Tackles** – 13: 2013 (9); 2014 (3); 2015 (1)

### Milestones:

**NFL Debut:** vs. Atl. (9/28/14); **First PD:** vs. Det. (10/12/14); **First Sack:** vs. Chi. (12/28/14 – QB Jay Cutler); **First INT:** vs. NYJ (12/7/14 – QB Geno Smith); **First INT Returned for a TD:** vs. NYJ (12/7/14 – QB Geno Smith);

## HODGES' CAREER HIGHS

**Total Tackles:** 11 vs. Chi. (12/28/14)

**Solo:** 8 at Det. (12/14/14)

**Assists:** 4 (2 Times) Last – vs. NYJ (12/7/14)

**Sacks:** 0.5 vs. Chi. (12/28/14)

**Interceptions:** 1 vs. NYJ (12/7/14)

**Interception Yards:** 27t vs. NYJ (12/7/14)

**Passes Defensed:** 2 (3 Times) Last at Det. (12/14/14)

## HODGES' TRANSACTIONS

Originally drafted in the 4th round (120th overall) by Min. in 2013...Traded to SF on 10/6/15.

## 2014 (MINNESOTA)

- Made the first start of his NFL career vs. Atl. (9/28).
- Recorded his first career INT vs. NYJ (12/7) as he picked off a pass from QB Geno Smith on the first play from scrimmage and returned it 27-yds. for a TD, marking the fastest defensive TD scored (12 seconds) in Vikings history.
- Registered his first career sack in the season finale vs. Chi. (12/28), taking down QB Jay Cutler.

## 2013 (MINNESOTA)

- Made his NFL debut vs. Pit. (9/29).
- Recorded mutiple special teams tackles on three occasions (at Dal. (11/3), at GB (11/24), at Bal. (12/8)), and finished the season with 9 tackles on special teams.

## COLLEGE

Played in 44 career games, including 24 starts, for the Nittany Lions. As a senior in 2012, earned second-team all-Big Ten honors as he lead Penn St. with 109 tackles. In 2011, was named first-team all-Big Ten after registering a team-high 106 tackles and ranking fourth in the conference with 4.5 sacks. As a sophomore in 2010, recorded 31 tackles and 2 passes defensed. In 2009, appeared in every game on defense or special teams and recorded three tackles.

## PERSONAL

- Attended Paulsboro HS, where he was selected first-team All-South Jersey and first-team all-conference after his junior and senior seasons.
- In highschool, Hodges was the captain of the wrestling and track and field teams, and finished his junior wrestling season third in the state with a 40-1 record.
- Born Gerald Davon Hodges (1/17/91) in Woodbury, NJ.
- Majored in rehabilitation services.

## HODGES' GAME-BY-GAME

### 2013 (Minnesota Vikings)

Date	Opp	W/L	P/S	Tot	Sol	Asst	Sk	Yds	Int	Yds	PD	FF	FR	Yds
Sep 8	at Det	L	—	—	—	—	INACTIVE		—	—	—	—	—	—
Sep 15	at Chi	L	—	—	—	—	INACTIVE		—	—	—	—	—	—
Sep 22	Cle	L	—	—	—	—	INACTIVE		—	—	—	—	—	—
Sep 29	Pit	W	1/0	0	0	0	0.0	0.0	0	0	0	0	0	0
Oct 13	Car	L	—	—	—	—	INACTIVE		—	—	—	—	—	—
Oct 21	at NYG	L	—	—	—	—	INACTIVE		—	—	—	—	—	—
Oct 27	GB	L	1/0	0	0	0	0.0	0.0	0	0	0	0	0	0
Nov 3	at Dal	L	1/0	0	0	0	0.0	0.0	0	0	0	0	0	0
Nov 7	Was	W	1/0	0	0	0	0.0	0.0	0	0	0	0	0	0
Nov 17	at Sea	L	1/0	0	0	0	0.0	0.0	0	0	0	0	0	0
Nov 24	at GB	T	1/0	0	0	0	0.0	0.0	0	0	0	0	0	0
Dec 1	Chi	W	1/0	0	0	0	0.0	0.0	0	0	0	0	0	0
Dec 8	at Bal	L	1/0	0	0	0	0.0	0.0	0	0	0	0	0	0
Dec 15	Phi	W	1/0	0	0	0	0.0	0.0	0	0	0	0	0	0
Dec 22	at Cin	L	1/0	0	0	0	0.0	0.0	0	0	0	0	0	0
Dec 29	Det	W	1/0	0	0	0	0.0	0.0	0	0	0	0	0	0
<b>TOTALS</b>			<b>11/0</b>	<b>0</b>	<b>0</b>	<b>0</b>	<b>0.0</b>	<b>0.0</b>	<b>0</b>	<b>0</b>	<b>0</b>	<b>0</b>	<b>0</b>	<b>0</b>

### 2014 (Minnesota Vikings)

Date	Opp	W/L	P/S	Tot	Sol	Asst	Sk	Yds	Int	Yds	PD	FF	FR	Yds
Sep 7	at StL	W	1/0	4	4	0	0.0	0.0	0	0	0	0	0	0
Sep 14	NE	L	1/0	1	1	0	0.0	0.0	0	0	0	0	0	0
Sep 21	at NO	L	1/0	4	3	1	0.0	0.0	0	0	0	0	0	0
Sep 28	Atl	W	1/1	9	7	2	0.0	0.0	0	0	0	0	0	0
Oct 2	at GB	L	1/1	6	4	2	0.0	0.0	0	0	0	0	0	0
Oct 12	Det	L	1/1	7	5	2	0.0	0.0	0	0	2	0	0	0
Oct 19	at Buf	L	—	—	—	—	INACTIVE		—	—	—	—	—	—
Oct 26	at TB	W	—	—	—	—	INACTIVE		—	—	—	—	—	—
Nov 2	Wsh	W	1/0	0	0	0	0.0	0.0	0	0	0	0	0	0
Nov 16	at Chi	L	1/0	0	0	0	0.0	0.0	0	0	0	0	0	0
Nov 23	GB	L	1/0	0	0	0	0.0	0.0	0	0	0	0	0	0
Nov 30	Car	W	1/0	4	3	1	0.0	0.0	0	0	1	0	0	0
Dec 7	NYJ	W	1/1	9	5	4	0.0	0.0	1	27t	2	0	0	0
Dec 14	at Det	L	1/1	9	8	1	0.0	0.0	0	0	2	0	0	0
Dec 21	at Mia	L	1/1	9	7	2	0.0	0.0	0	0	0	0	0	0
Dec 28	vs. Chi	W	1/1	11	8	3	0.5	2.0	0	0	0	0	0	0
<b>TOTALS</b>			<b>14/7</b>	<b>73</b>	<b>53</b>	<b>20</b>	<b>0.5</b>	<b>2.0</b>	<b>1</b>	<b>27t</b>	<b>7</b>	<b>0</b>	<b>0</b>	<b>0</b>



# CARLOS HYDE

28

HT	WT	COLLEGE	RB
6-0	235	OHIO STATE	
BORN 9.20.91 // NAPLES, FL // NAPLES HS, NAPLES, FL 2ND YEAR // ACQUIRED D-2 IN '14			

## AWARDS & HONORS

**2015:** FedEx Ground Player of the Week (Week 1)

## 2015 HIGHLIGHTS

- In his first career start, rushed for an NFL-high 168 yds. and 2 TDs on 26 carries (6.9 avg.) vs. Min. (9/14). According to the Elias Sports Bureau, Hyde's 168 rushing yds. are the most by a 49ers running back in their first start with the team, since 1970.
- Hyde's 168 rushing yds. were the most in the NFL in Week 1.
- Hyde became the first 49ers RB with 100-or-more rushing yds. and two-or-more rushing TDs in a Week 1 game since RB Garrison Hearst [20 carries for 187 yds. and 2 TDs vs. NYJ (9/6/98)].

### MOST RUSHING YDS. IN FIRST START WITH 49ERS SINCE 1970

Player	Date	Opp.	Carries	Yards	TDs
1. Carlos Hyde	9/14/15	vs. Min	26	168	2
2. Kevan Barlow	12/7/03	vs. Arz.	18	154	1
3. Maurice Hicks	12/12/04	at Arz.	34	139	1
4. Elliott Lenvil	12/7/80	vs. NO	20	125	1
5. Ricky Watters	9/6/92	at NYG	13	100	1

- Recorded 21 carries for 93 yds. and 1 TD at NYG (10/11), his 3rd TD of the season.

## GOLDMINE

- Hyde and the other members of the 49ers 2014 rookie draft class visited Oak Grove High School to launch the "49ers Mentorship Program." The program focuses on character development through mentorship and accountability. Hyde and his teammates spent the afternoon with the boy's varsity football team and taught them about the mentor/mentee relationship and the pros and cons of posting on social media.



- Hyde has always been a competitive person and that's helped him get to where he is today. "I think that my competitiveness came from having best friends that played the same sports. So, it's like you want to be the best at those sports because everybody recognizes the best."

## HYDE'S GOLDEN NUGGETS

- Played on the 2007 Naples state champion football team (Naples, FL). He also played basketball, ran track and mentored elementary school children.
- Hyde credits three people in particular for helping him achieve success. "I credit my mom, my grandmother and Bill Kramer, my high school coach. He is basically the one that got me on the right path. Coming from Cincinnati, I wasn't on the right track grade-wise. So, he got me on the right track and got me caught up with my grades." In addition to helping him with everything off the field, he is directly responsible for how Hyde lines up on the gridiron. "I was actually trying to play defense in high school and he let me play running back. He's just always been there for me."

## HYDE'S GAME-BY-GAME

2015

Date	Opp	W/L	P/S	Rsh	Yds	Avg	Lg	TD	Rec	Yds	TD
Sep 14	Min	W	1/1	26	168	6.5	18	2	2	14	0
Sep 20	at Pit	L	1/1	13	43	3.3	10	0	4	18	0
Sep 27	at Arz	L	1/1	15	51	3.4	14	0	1	10	0
Oct 4	GB	L	1/1	8	20	2.5	7	0	1	2	0
Oct 11	at NYG	L	1/1	21	93	4.4	22	1	1	4	0
Oct 18	Bal	W	1/1	21	55	2.6	14	0	2	5	0
Oct 22	Sea	L	1/1	11	40	3.6	13	0	0	0	0
Nov 1	at StL	L	—	—	INACTIVE (Foot)		—	—	—	—	—
Nov 8	Atl	W	—	—	INACTIVE (Foot)		—	—	—	—	—
Nov 22	at Sea	L	—	—	INACTIVE (Foot)		—	—	—	—	—
Nov 29	Arz	L	—	—	INACTIVE (Foot)		—	—	—	—	—
Dec 6	at Chi	W	—	—	INACTIVE (Foot)		—	—	—	—	—

PLACED ON INJURED RESERVE (Foot) ON 12/12

TOTALS	7/7	115	470	4.1	22	3	11	53	0
--------	-----	-----	-----	-----	----	---	----	----	---

## GOLDMINE (CONTINUED)

- After spending his first year of high school in Cincinnati, he moved to Naples, FL, to live with his grandparents. "It was definitely for the better. I was headed down the wrong route in Cincinnati. Moving to Naples got me on the right route and back into sports and I was fortunate enough to earn a scholarship." After scoring his first NFL touchdown against Dallas in Week 1 of the 2014 season, Hyde gave his grandmother the ball to commemorate the occasion.

# SAN FRANCISCO 49ERS

## HYDE'S CAREER STATISTICS

YEAR	TEAM	GP	GS	ATT	RUSHING				NO	RECEIVING			
					YDS	AVG	LG	TD		YDS	AVG	LG	TD
2014	SF	14	0	83	333	4.0	28	4	12	68	5.7	12	0
2015	SF	7	7	115	470	4.1	22	3	11	53	4.8	10	0
<b>TOTALS</b>		<b>21</b>	<b>7</b>	<b>198</b>	<b>803</b>	<b>4.1</b>	<b>28</b>	<b>7</b>	<b>23</b>	<b>121</b>	<b>5.3</b>	<b>12</b>	<b>0</b>

### Additional Statistics:

**Special Teams Tackles – 1:** 2014 (1)

**Kick Returns – 7:** 2014 (7)

**Kick Return Yards – 180:** 2014 (180)

**Fumbles—Lost – 1—1:** 1—1 in 2014

### Milestones:

**NFL Debut:** at Dal. (9/7/14); **First Start.:** vs. Min. (9/14/15); **First Rushing TD:** at Dal. (9/7/14); **100–yd. Games:** 1, vs. Min. (9/14/15); **2 TD Games:** 1, vs. Min. (9/14/15)

## HYDE'S CAREER HIGHS

**Rushes:** 26 vs. Min (9/14/15)

**Rushing Yards:** 168 vs. Min. (9/14/15)

**Rushing TDs:** 2 vs. Min. (9/14/15)

**Long Rush:** 28 at Sea. (12/14/14)

**Receptions:** 4 at Pit. (9/20/15)

**Receiving Yards:** 38 vs. Sea. (11/27/14)

## HYDE'S TRANSACTIONS

Originally a 2nd–round (57th overall) draft choice by SF in 2014...Placed on the Injured Reserve List on 12/12/15.

## 2014

- In his NFL debut, registered 7 carries for 50 yds. (7.1 avg.), including a 4-yd. TD run, at Dal. (9/7). He became the first 49ers rookie to score a TD on opening day since TE Vernon Davis at Arz. (9/10/06).
- Scored on a 6-yd. TD run at Arz. (9/21), marking his 2nd career TD.
- Registered his 3rd rushing TD of the season at NO (11/9).
- Found the end zone on a game-winning 4-yd. TD run with 2:59 remaining in the game vs. Was. (11/23).
- Rushed for a career-high 55 yds. on 6 carries (9.2 avg.) at Sea. (12/14).

## COLLEGE

Played in 41 games (20 starts) for the Buckeyes, registering 3,198 rushing yds. (6.1 avg.) and 37 TDs on 523 carries. Also added 34 receipts. for 271 yds. and 4 TDs. His 3,198 career rushing yds. ranks 6th in school history and his 37 rushing TDs ranks 4th. As a senior, named the Big Ten Conference's Ameche-Dayne Running Back of the Year. Also earned Second-Team All-America honors from CBS Sports and was selected First-Team All-Big Ten. Played in 11 games (9 starts) and rushed for 1,527 yds. (7.3 avg.) and 15 TDs on 208 carries, also hauling in 16 receipts. for 147 yds. and 3 TDs. Reeled off 9 consecutive 100-yd. rushing games to close out his career. In 2012, earned Second-Team All-Big Ten honors, playing in 10 games (8 starts) and rushed for 970 yds. and 16 TDs on 185 carries. Also added 8 receipts. for 51 yds. and 1 TD. As a sophomore, played in 13 games (3 starts) and rushed for 566 yds. and 6 TDs on 106 carries. In 2010, played in 7 games and had 24 carries for 141 yds.

## PERSONAL

- Attended Princeton (Cincinnati, OH) HS as a freshman before moving to Naples, FL, where he attended Naples HS.
- Earned *Naples Daily News* Broxson Award as their Player of the Year, as a senior. Also chosen the *Ft. Myers News-Press* Southwest Florida Player of the Year.
- Led the Golden Eagles to the 2007 state championship and the 2008 regional finals.
- Also lettered in track and basketball.
- Majored in African-American and African studies.
- Has one older brother, one older sister and two younger sisters.
- Born Carlos Hyde (9/20/91) in Cincinnati, OH.

## INJURY REPORT

- 2014:** Inactive vs. SD (12/20) and vs. Arz. (12/28) with an ankle injury.
- 2015:** Inactive 5 games [at StL (11/1), vs Atl. (11/8), at Sea. (11/22), vs. Arz. (11/29) and at Chi. (12/6)] and placed on the Injured Reserve List on 12/12 with a foot injury.

## HYDE'S GAME-BY-GAME

### 2014

Date	Opp	W/L	P/S	Rsh	Yds	Avg	Lg	TD	Rec	Yds	TD
Sep 7	at Dal	W	1/0	7	50	7.1	15	1	0	0	0
Sep 14	Chi	L	1/0	4	0	0.0	3	0	1	5	0
Sep 21	at Arz	L	1/0	3	13	4.3	6t	1	2	-2	0
Sep 28	Phi	W	1/0	10	26	2.6	6	0	0	0	0
Oct 5	KC	W	1/0	10	43	4.3	11	0	0	0	0
Oct 13	at StL	W	1/0	11	14	1.3	6	0	1	1	0
Oct 19	at Den	L	1/0	3	15	5.0	10	0	2	8	0
Nov 2	StL	L	1/0	2	17	8.5	13	0	1	5	0
Nov 9	at NO	W	1/0	4	36	9.0	15	1	0	0	0
Nov 16	at NYG	W	1/0	9	25	2.8	7	0	1	5	0
Nov 23	Was	W	1/0	7	16	2.3	7	1	0	0	0
Nov 27	Sea	L	1/0	5	19	3.8	12	0	3	38	0
Dec 7	at Oak	L	1/0	2	4	2.0	2	0	1	8	0
Dec 14	at Sea	L	1/0	6	55	9.2	28	0	0	0	0
Dec 20	SD	L	—	—	—	INACTIVE (Ankle)	—	—	—	—	—
Dec 28	Arz	W	—	—	—	INACTIVE (Ankle)	—	—	—	—	—
<b>TOTALS</b>			<b>14/0</b>	<b>83</b>	<b>333</b>	<b>4.0</b>	<b>28</b>	<b>4</b>	<b>12</b>	<b>68</b>	<b>0</b>





# TONY JEROD-EDDIE

63

HT	WT	COLLEGE	DT
6-5	301	TEXAS A&M	
BORN 3.29.90 // DESOTO, TX // DESOTO HS, DESOTO, TX 3RD YEAR // ACQUIRED FA IN '12			

## 2015 HIGHLIGHTS

- Recorded a career-high 2 passes defended and was part of a defensive line unit that held the Falcons to 17 yds. rushing on 14 carries (1.2 avg.) vs. Atl. (11/8). This marked the 4th fewest rushing yards allowed in a game by the 49ers since 2001.

## GOLDMINE

- Outside of football, Jerod-Eddie stays active fishing and paintballing. "I'm an outdoorsman." He picked the hobbies up from his family, as he had a fishing pond in his backyard and numerous lakes in his hometown in east Texas.
- After his playing career, Jerod-Eddie plans to get a barber's license and open up his own barber shop. He would also like to continue working in athletics. "I'll try to get my Master's degree. I'm still trying to decide if I would like to be a coach. But I want to work in sports, as an academic advisor or athletics director."

## JEROD-EDDIE'S GOLDEN NUGGETS

- Is Godbrothers with Broncos LB Von Miller. He used to live with Miller and would go on recruiting trips together.
- Has seen his workload increase in each of the last few seasons. In 2014, he appeared in all 16 games for the first time in his career.

## JEROD-EDDIE'S GAME-BY-GAME

### 2015

Date	Opp	W/L	P/S	Tot	Sol	Ast	Sk	Yds	Int	Yds	PD	FF	FR	Yds
Sep 14	Min	W	1/0	0	0	0	0.0	0.0	0	0	0	0	0	0
Sep 20	at Pit	L	1/0	2	0	2	0.0	0.0	0	0	0	0	0	0
Sep 27	at Arz	L	1/0	3	0	3	0.0	0.0	0	0	0	0	0	0
Oct 4	GB	L	1/0	2	1	1	0.0	0.0	0	0	0	0	0	0
Oct 11	at NYG	L	1/0	2	1	1	0.0	0.0	0	0	0	0	0	0
Oct 18	Bal	W	1/0	3	1	2	0.0	0.0	0	0	1	0	0	0
Oct 22	Sea	L	1/0	1	1	0	0.0	0.0	0	0	0	0	0	0
Nov 1	at StL	L	1/0	2	2	0	0.0	0.0	0	0	0	0	0	0
Nov 8	Atl	W	1/0	0	0	0	0.0	0.0	0	0	2	0	0	0
Nov 22	at Sea	L	1/0	1	1	0	0.0	0.0	0	0	0	0	0	0
Nov 29	Arz	L	1/0	1	1	0	0.0	0.0	0	0	0	0	0	0
Dec 6	at Chi	W	1/0	0	0	0	0.0	0.0	0	0	1	0	0	0
Dec 13	at Cle	L	1/0	0	0	0	0.0	0.0	0	0	0	0	0	0
Dec 20	Cin	L	1/0	0	0	0	0.0	0.0	0	0	0	0	0	0
Dec 27	at Det	L	1/0	4	3	1	0.0	0.0	0	0	0	0	0	0
Jan 3	StL													
TOTALS			15/0	21	11	10	0.0	0.0	0	0	4	0	0	0

# SAN FRANCISCO 49ERS

## JEROD-EDDIE'S CAREER STATISTICS

YEAR	TEAM	GP	GS	TACKLES					INT	INTERCEPTIONS				PD	FUMBLES		
				TOT	SOL	AST	SACKS	YDS		YDS	LG	TD	FF		FR	YDS	
2012	SF	1	0	0	0	0	0.0	0.0	0	0	—	0	0	0	0	0	0
2013	SF	15	2	55	31	24	0.0	0.0	1	6	6	0	2	0	0	1	0
2014	SF	16	2	45	21	24	0.0	0.0	0	0	—	0	0	0	0	0	0
2015	SF	15	0	21	11	10	0.0	0.0	0	0	—	0	4	0	0	0	0
TOTALS		47	4	121	63	58	0.0	0.0	1	6	6	0	6	0	0	1	0

### Additional Statistics:

Kick Returns — 1: 2015 (1)

Kick Return Yards — 11: 2015 (11)

### PLAYOFFS

YEAR	TEAM	GP	GS	TACKLES					INT	INTERCEPTIONS				PD	FUMBLES		
				TOT	SOL	AST	SACKS	YDS		YDS	LG	TD	FF		FR	YDS	
2012	SF	0	0	0	0	0	0.0	0.0	0	0	—	0	0	0	0	0	0
2013	SF	3	0	12	8	4	0.5	3.0	0	0	—	0	0	0	0	0	0
TOTALS		3	0	12	8	4	0.5	3.0	0	0	—	0	0	0	0	0	0

### Milestones:

**NFL Debut:** vs. Arz. (12/30/12); **First Start:** at NO (11/17/13); **First FR:** at StL (9/26/13 — QB Sam Bradford); **First INT:** vs. Hou. (10/6/13 — QB Matt Schaub);

## JEROD-EDDIE'S CAREER HIGHS

**Total Tackles:** 8 at Was. (11/25/13); Postseason — 5 at GB (1/5/14)  
**Solo:** 6 at Was. (11/25/13); Postseason — 3 (2 times) Last at Sea. (1/19/14)  
**Assists:** 4 vs. Ind. (9/22/13); Postseason — 3 at GB (1/5/14)  
**Sacks:** Postseason — 0.5 at Car. (1/12/14)

**Fumble Recoveries:** 1 at StL (9/26/13)  
**Interceptions:** 1 vs. Hou. (10/6/13)  
**Passes Defensed:** 2 vs. Atl. (11/8/15)

## JEROD-EDDIE'S TRANSACTIONS

Originally signed by SF as an undrafted free agent on 5/7/12...Released by SF on 8/31/12...Signed to SF practice squad on 9/1/12...Promoted to SF active roster on 12/28/12...Re-signed with SF on a one-year tender contract on 4/7/15.

## 2014

- Appeared in all 16 games for the first time in his career.
- Recorded a season-high 7 tackles and 5 solo tackles at NYG (11/16).
- Registered 5-or-more tackles in 4 straight games from 11/16 to 12/7.

## 2013

- Notched 1 tackle and recorded his first career FR after LB NaVorro Bowman knocked the ball loose from Rams QB Sam Bradford at StL (9/26). Part of a defense that held the Rams offense to only 18 yds. rushing on 19 carries, the 7th-fewest rushing yds. allowed in a single-game performance in franchise history.
- Registered 3 tackles, 1 PD and tallied his first career INT, picking off QB Matt Schaub vs. Hou. (10/6). His INT marked the first INT by a 49ers defensive lineman since DT Ray McDonald returned an INT 31 yds. for a TD at Car. (10/24/10).
- Made his first career start at NO (11/17).
- Tallied a single-game career-high 8 tackles at Was. (11/25).
- Jerod-Eddie combined with LB Ahmad Brooks on a sack of QB Cam Newton at Car. (1/12/14 - NFC-D). It marked Jerod-Eddie's first career postseason sack.

## 2012

- Originally signed by the 49ers as an undrafted rookie free agent (5/7). Spent the first 15 weeks of the season on the team's practice squad before being promoted to the SF active roster on 12/28.
- Made NFL debut vs. Arz. (12/30).

## COLLEGE

Played in 51 games (38 starts) for the Aggies and produced 148 tackles, 14.5 TFLs, 7 sacks, 2 FRs and 1 FF. A Second-Team All-Big 12 pick in 2011, recording career highs in tackles (56), TFLs (7.0), sacks (5.0) and FFs (1). Earned Honorable Mention All-Big 12 as a junior, starting all 13 games and posting 49 tackles, 2.5 tackles and 1 blocked kick. In 2009, recorded 23 tackles, 2.0 TFLs, 1 sack and 1 FR. During his freshman campaign, posted 20 tackles, 3.0 TFLs, 1 sack, 1 FR and 1 blocked kick.

## PERSONAL

- A two-time First-Team All-District defensive line pick (District 8-5A), earned Honorable Mention 5A All-State honors by the Associated Press and Texas Sports Writer's Association at DeSoto (TX) HS.
- Majored in agricultural development and leadership.
- Born Tony Jerod-Eddie (3/29/90) in DeSoto, TX.

# SAN FRANCISCO 49ERS

## JEROD-EDDIE'S GAME-BY-GAME

2012														2014															
Date	Opp	W/L	P/S	Tot	Sol	Ast	Sk	Yds	Int	Yds	PD	FF	FR	Yds	Date	Opp	W/L	P/S	Tot	Sol	Ast	Sk	Yds	Int	Yds	PD	FF	FR	Yds
Sep 9	at GB	W	—	PRACTICE SQUAD				—	—	—	—	—	—	Sep 7	at Dal	W	1/0	2	1	1	0.0	0.0	0	0	0	0	0	0	0
Sep 16	Det	W	—	PRACTICE SQUAD				—	—	—	—	—	—	Sep 14	Chi	L	1/0	2	1	1	0.0	0.0	0	0	0	0	0	0	0
Sep 23	at Min	L	—	PRACTICE SQUAD				—	—	—	—	—	—	Sep 21	at Arz	L	1/0	1	0	1	0.0	0.0	0	0	0	0	0	0	0
Sep 30	at NYJ	W	—	PRACTICE SQUAD				—	—	—	—	—	—	Sep 28	Phi	W	1/0	0	0	0	0.0	0.0	0	0	0	0	0	0	0
Oct 7	Buf	W	—	PRACTICE SQUAD				—	—	—	—	—	—	Oct 5	KC	W	1/0	1	1	0	0.0	0.0	0	0	0	0	0	0	0
Oct 14	NYG	L	—	PRACTICE SQUAD				—	—	—	—	—	—	Oct 13	at StL	W	1/0	2	0	2	0.0	0.0	0	0	0	0	0	0	0
Oct 18	Sea	W	—	PRACTICE SQUAD				—	—	—	—	—	—	Oct 19	at Den	L	1/0	1	0	1	0.0	0.0	0	0	0	0	0	0	0
Oct 29	at Arz	W	—	PRACTICE SQUAD				—	—	—	—	—	—	Nov 2	StL	L	1/0	1	0	1	0.0	0.0	0	0	0	0	0	0	0
Nov 11	StL	T	—	PRACTICE SQUAD				—	—	—	—	—	—	Nov 9	at NO	W	1/0	3	0	3	0.0	0.0	0	0	0	0	0	0	0
Nov 19	Chi	W	—	PRACTICE SQUAD				—	—	—	—	—	—	Nov 16	at NYG	W	1/0	7	5	2	0.0	0.0	0	0	0	0	0	0	0
Nov 25	at NO	W	—	PRACTICE SQUAD				—	—	—	—	—	—	Nov 23	Was	W	1/0	5	3	2	0.0	0.0	0	0	0	0	0	0	0
Dec 2	at StL	L	—	PRACTICE SQUAD				—	—	—	—	—	—	Nov 27	Sea	L	1/0	6	3	3	0.0	0.0	0	0	0	0	0	0	0
Dec 9	Mia	W	—	PRACTICE SQUAD				—	—	—	—	—	—	Dec 7	at Oak	L	1/0	6	4	2	0.0	0.0	0	0	0	0	0	0	0
Dec 16	at NE	W	—	PRACTICE SQUAD				—	—	—	—	—	—	Dec 14	at Sea	L	1/0	3	1	2	0.0	0.0	0	0	0	0	0	0	0
Dec 23	at Sea	L	—	PRACTICE SQUAD				—	—	—	—	—	—	Dec 20	SD	L	1/1	3	1	2	0.0	0.0	0	0	0	0	0	0	0
PROMOTED TO ACTIVE ROSTER ON 12/28														Dec 28	Arz	W	1/1	2	1	1	0.0	0.0	0	0	0	0	0	0	0
Dec 30	Arz	W	1/0	0	0	0	0.0	0.0	0	0	0	0	0	0	TOTALS			16/2	45	21	24	0.0	0.0	0	0	0	0	0	0
TOTALS			1/0	0	0	0	0.0	0.0	0	0	0	0	0	0	TOTALS			16/2	45	21	24	0.0	0.0	0	0	0	0	0	0

### 2012 Postseason


Date	Opp	W/L	P/S	Tot	Sol	Ast	Sk	Yds	Int	Yds	PD	FF	FR	Yds
Jan 12	GB	W	—	—	INACTIVE			—	—	—	—	—	—	—
Jan 20	at Atl	W	—	—	INACTIVE			—	—	—	—	—	—	—
Feb 3	Bal	L	—	—	INACTIVE			—	—	—	—	—	—	—
TOTALS			0/0	0	0	0	0.0	0.0	0	0	0	0	0	0

### 2013

Date	Opp	W/L	P/S	Tot	Sol	Ast	Sk	Yds	Int	Yds	PD	FF	FR	Yds
Sep 8	GB	W	1/0	1	0	1	0.0	0.0	0	0	0	0	0	0
Sep 15	at Sea	L	—	—	INACTIVE			—	—	—	—	—	—	—
Sep 22	Ind	L	1/0	6	2	4	0.0	0.0	0	0	0	0	0	0
Sep 26	at StL	W	1/0	1	1	0	0.0	0.0	0	0	0	0	1	0
Oct 6	Hou	W	1/0	3	1	2	0.0	0.0	1	6	1	0	0	0
Oct 13	Arz	W	1/0	3	2	1	0.0	0.0	0	0	0	0	0	0
Oct 20	at Ten	W	1/0	1	0	1	0.0	0.0	0	0	0	0	0	0
Oct 27	at Jax	W	1/0	4	3	1	0.0	0.0	0	0	0	0	0	0
Nov 10	Car	L	1/0	7	4	3	0.0	0.0	0	0	0	0	0	0
Nov 17	at NO	L	1/1	4	1	3	0.0	0.0	0	0	0	0	0	0
Nov 25	at Was	W	1/1	8	6	2	0.0	0.0	0	0	0	0	0	0
Dec 1	StL	W	1/0	4	3	1	0.0	0.0	0	0	0	0	0	0
Dec 8	Sea	W	1/0	3	1	2	0.0	0.0	0	0	0	0	0	0
Dec 15	at TB	W	1/0	3	2	1	0.0	0.0	0	0	0	0	0	0
Dec 23	Atl	W	1/0	3	3	0	0.0	0.0	0	0	1	0	0	0
Dec 29	at Arz	W	1/0	4	2	2	0.0	0.0	0	0	0	0	0	0
TOTALS			15/2	55	31	24	0.0	0.0	1	6	2	0	1	0

### 2013 Postseason

Date	Opp	W/L	P/S	Tot	Sol	Ast	Sk	Yds	Int	Yds	PD	FF	FR	Yds
Jan 5	at GB	W	1/0	5	2	3	0.0	0.0	0	0	0	0	0	0
Jan 12	at Car	W	1/0	4	3	1	0.5	3.0	0	0	0	0	0	0
Jan 19	at Sea	L	1/0	3	3	0	0.0	0.0	0	0	0	0	0	0
TOTALS			3/0	12	8	4	0.5	3.0	0	0	0	0	0	0



# DONTAE JOHNSON

36

HT	WT	COLLEGE	CB
6-2	200	NORTH CAROLINA STATE	
BORN 12.1.91 // PENNINGTON, NJ // PENNINGTON PREP HS, PENNINGTON, NJ 2ND YEAR // ACQUIRED D-4B IN '14			

## 2015 HIGHLIGHTS

- Tied his career-high with 7 tackles and 2 PDs vs. Atl. (11/8)

## GOLDMINE

- Johnson, a sports management and business administration major, spent the summer prior to his senior year as a sports marketing intern with French West Vaughan, a marketing/public relations firm based out of Raleigh, NC. During his internship, he worked with some high-profile athletes and clients which provided great experience. "I actually got to do a few things with MoGo, the flavored mouthpiece that [49ers QB] Colin [Kaepernick] wears. I did that and then I did a few things for [Cincinnati Bengals DT] Geno Atkins, getting him some suits for the ESPY's." Johnson believes if he weren't a professional football player, that he had found his calling in sports marketing. He said, "That was definitely something I would do. Just the interaction with players and businesses, I felt like that was cool."
- Hauling in 50 passes for 600 yards and 13 touchdowns is an impressive stat-line for a two-way player, which is exactly what Johnson was in high school. He split time as a receiver and defensive back during his time at Pennington Prep (NJ) High School. What made Johnson focus his attention on the defensive side of the ball moving forward? He credited a defensive mentality. Johnson said, "I was more of a physical player. Just the fact that I liked playing defense better. Playing basketball, I had a defensive mindset. So, I guess it just translated to football. I always had a defensive mindset."

## JOHNSON'S GOLDEN NUGGET

- When he got the call that he was being drafted by the 49ers, San Francisco's 2014 first-round draft pick DB Jimmie Ward was one of the first phone calls that he received to congratulate him and tell him how excited he was that the two were going to be teammates. Ward and Johnson were roommates at the 2014 Senior Bowl.

## JOHNSON'S GAME-BY-GAME

### 2015

Date	Opp	W/L	P/S	Tot	Sol	Ast	Sk	Yds	Int	Yds	PD	FF	FR	Yds
Sep 14	Min	W	1/0	4	3	1	0.0	0.0	0	0	0	0	0	0
Sep 20	at Pit	L	1/0	1	1	0	0.0	0.0	0	0	0	0	0	0
Sep 27	at Arz	L	1/0	2	1	1	0.0	0.0	0	0	2	0	0	0
Oct 4	GB	L	1/0	0	0	0	0.0	0.0	0	0	0	0	0	0
Oct 11	at NYG	L	1/0	0	0	0	0.0	0.0	0	0	0	0	0	0
Oct 18	Bal	W	1/0	0	0	0	0.0	0.0	0	0	0	0	0	0
Oct 22	Sea	L	1/0	0	0	0	0.0	0.0	0	0	0	0	0	0
Nov 1	at StL	L	1/0	0	0	0	0.0	0.0	0	0	0	0	0	0
Nov 8	Atl	W	1/1	7	6	1	0.0	0.0	0	0	2	0	0	0
Nov 22	at Sea	L	1/0	2	1	1	0.0	0.0	0	0	0	0	0	0
Nov 29	Arz	L	1/0	3	2	1	0.0	0.0	0	0	0	0	0	0
Dec 6	at Chi	W	1/0	0	0	0	0.0	0.0	0	0	0	0	0	0
Dec 13	at Cle	L	1/0	1	0	1	0.0	0.0	0	0	0	0	0	0
Dec 20	Cin	L	1/0	1	1	0	0.0	0.0	0	0	0	0	0	0
Dec 27	at Det	L	1/1	5	4	1	0.0	0.0	0	0	1	0	0	0
Jan 3	StL													
TOTALS			15/2	26	19	7	0.0	0.0	0	0	5	0	0	0

Special Teams Tackles – 6



# SAN FRANCISCO 49ERS

## JOHNSON'S CAREER STATISTICS

YEAR	TEAM	GP	GS	TACKLES					INT	INTERCEPTIONS				PD	FUMBLES		
				TOT	SOL	AST	SACKS	YDS		YDS	LG	TD	FF		FR	YDS	
2014	SF	16	3	31	19	12	0.0	0.0	1	20	20t	0	6	0	0	0	
2015	SF	15	2	26	19	7	0.0	0.0	0	0	0	0	5	0	0	0	
TOTALS		31	5	58	38	19	0.0	0.0	1	20	20t	0	11	0	0	0	

### Additional Statistics:

**Special Teams Tackles – 12:** 2014 (6); 2015 (6)

**Special Teams Fumble Recoveries – 2:** 2015 (2)

### Milestones:

**NFL Debut:** at Dal. (9/7/14); **First Start:** at Sea. (12/14/14); **First INT:** at StL (10/13/14 – QB Austin Davis); **First INT Returned for a TD:** at StL (10/13/14 – QB Austin Davis)

## JOHNSON'S CAREER HIGHS

**Total Tackles:** 7 (3 times) Last vs. Atl. (11/8/15)

**Solo:** 6 vs. Atl. (11/8/15)

**Assists:** 3 vs. Arz. (12/28/14)

**Interceptions:** 1 at StL (10/13/14)

**Passes Defensed:** 2 (3 Times) Last – vs. Atl. (11/8/15)

## JOHNSON'S TRANSACTIONS

Originally the second of two 4th-round (129th overall) draft choices by SF in 2014.

## 2014

- Made his NFL debut at Dal. (9/7).
- Picked off Rams QB Austin Davis late in the 4th qtr. and returned it 20 yds. for a TD, sealing the victory at StL (10/13). It marked Johnson's first career INT and TD and he became only the 7th rookie in franchise history to accomplish that feat, and first since CB Jason Webster in 2000 [70 yds. vs. Atl. (11/19/00)].
- Broke up a pass by Giants QB Eli Manning late in the 4th qtr. at the goal line that was intercepted by LB Chris Borland at NYG (11/16).
- Made his first career start at Sea. (12/14).

## COLLEGE

Played in 50 games (28 starts) and totaled 217 tackles, 3 INTs, 4.0 sacks, 2 FFs, 10 PDs and 7.5 TFLs for the Wolfpack. As a senior, started all 12 games, registered 82 tackles, 3 INTs, 1 FF and 2 PDs. In 2012, started all 13 games, and recorded 80 tackles, 1.0 sack, 1 FF, 4.5 TFLs and 4 PDs. As a sophomore, played in 13 games (2 starts), and notched 30 tackles, 3.0 sacks, 3 TFLs and 3 PDs. In 2010, played in 12 games (1 start), and tallied 25 tackles and 1 PD.

## PERSONAL

- Graduated with a degree in sport management at North Carolina State.
- Attended Pennington Prep (Pennington, NJ) HS, where he earned First-Team New Jersey All-Prep honors.
- Was a member of the Pack's Pact Program at North Carolina State, which encourages campus leadership and networking.
- Born Dontae Johnson (12/1/91) in Pennington, NJ.

## JOHNSON'S GAME-BY-GAME

### 2014

Date	Opp	W/L	P/S	Tot	Sol	Ast	Sk	Yds	Int	Yds	PD	FF	FR	Yds
Sep 7	at Dal	W	1/0	2	1	1	0.0	0.0	0	0	2	0	0	0
Sep 14	Chi	L	1/0	1	0	1	0.0	0.0	0	0	0	0	0	0
Sep 21	at Arz	L	1/0	0	0	0	0.0	0.0	0	0	0	0	0	0
Sep 28	Phi	W	1/0	0	0	0	0.0	0.0	0	0	0	0	0	0
Oct 5	KC	W	1/0	0	0	0	0.0	0.0	0	0	0	0	0	0
Oct 13	at StL	W	1/0	0	0	0	0.0	0.0	1	20t	1	0	0	0
Oct 19	at Den	L	1/0	2	1	1	0.0	0.0	0	0	0	0	0	0
Nov 2	StL	L	1/0	0	0	0	0.0	0.0	0	0	0	0	0	0
Nov 9	at NO	W	1/0	0	0	0	0.0	0.0	0	0	0	0	0	0
Nov 16	at NYG	W	1/0	4	2	2	0.0	0.0	0	0	1	0	0	0
Nov 23	Was	W	1/0	0	0	0	0.0	0.0	0	0	0	0	0	0
Nov 27	Sea	L	1/0	0	0	0	0.0	0.0	0	0	0	0	0	0
Dec 7	at Oak	L	1/0	7	5	2	0.0	0.0	0	0	0	0	0	0
Dec 14	at Sea	L	1/1	4	3	1	0.0	0.0	0	0	1	0	0	0
Dec 20	SD	L	1/1	4	3	1	0.0	0.0	0	0	0	0	0	0
Dec 28	Arz	W	1/1	7	4	3	0.0	0.0	0	0	1	0	0	0
<b>TOTALS</b>			<b>16/3</b>	<b>31</b>	<b>19</b>	<b>12</b>	<b>0.0</b>	<b>0.0</b>	<b>1</b>	<b>20</b>	<b>6</b>	<b>0</b>	<b>0</b>	<b>0</b>



# COLIN KAEPERNICK

7

HT	WT	COLLEGE	QB
6-4	230	NEVADA	
BORN 11.3.87 // TURLOCK, CA // PITMAN HS, TURLOCK, CA 5TH YEAR // ACQUIRED D-2 IN '11			

## AWARDS & HONORS

**2012:** USA Today All-Joe Team

**2013:** USA Today All-Joe Team

## 2015 HIGHLIGHTS

- Completed 17-of-26 passes for 165 yds. in the win vs. Min. (9/14) to become the first quarterback in 49ers franchise history to begin his career 3-0 in season openers. Additionally, Kaepernick moved to 5-0 in his career on *Monday Night Football*, become just the fourth QB in NFL history to begin his career with 5 straight wins on *MNF*.
- Registered his 4th career 300-yd. passing game, completing a career-high 33 of 46 atts. for 335 yds., 2 TDs and a QB rating of 106.7 at Pit. (9/20). His 33 completions were the most by the 49ers since QB Tim Rattay completed 38 of 57 atts. vs Arz (10/10/04), and the first 30-or-more completion game since QB Shaun Hill connected on 30 of 46 atts. at Mia. (12/14/08).
- Completed 16 of 27 atts. for 340 yds., 2 TDs and QB rating of 128.2 vs. Bal (10/18) and has now registered a passer rating of 100-or-more in consecutive games [107.1 at NYG (10/11/15)] for the fourth time in his career and first since 12/23/13 vs. Atl. (108.6) and 12/29/13 at Arz. (111.2). Kaepernick also registered his 5th career 300-yd. game and second of the season [335 yds. at Pit. (9/20/15)].
- In the first half vs. Bal. (10/18), completed 12 of 19 pass atts. for 225 yds., 1 TD and a 121.6 passer rating. His 225 passing yds. were the most in a first half in his career.

### QBs TO START THEIR CAREER 5-0 ON MNF

Player	MNF Record
Neil O'Donnell (Ten./ Cin./NYJ/Pit.)	7-0
Bob Griese (Mia.)	6-0
<b>Colin Kaepernick (SF)</b>	<b>5-0</b>
Dan Fouts (SD)	5-0

## KAEPERNICK'S GOLDEN NUGGETS

- In 2015, Kaepernick and fellow 49ers participated in the 3rd Annual "Against All Odds" golf tournament which raised more than \$500,000 to benefit Camp Taylor. "It's a reality check every time I'm around these kids," said Kaepernick. "You have kids that go through so many different things, struggles that I have no idea about. They run around with smiles on their faces and having a good time. It helps me realize how blessed I've been. I feel very blessed to be around these kids and be their friend and try to help them out."
- Set the NFL record for single-game rushing yards by a quarterback (regular and postseason) with 181 vs. GB on 1/12/13.
- Became just the fourth quarterback in NFL history to win each of his first three playoff starts on the road (2012).
- In 2014, set career highs in passing attempts (478), completions (289), passing long (80t) and rushing yards (639).

- With 162 passing yds. at StL (11/1), became the 7th QB in franchise history to pass for 10,000-or-more yds. as a member of the 49ers.

### QBs WITH 10,000-OR-MORE PASSING YARDS (FRANCHISE HISTORY)

Player	Gms.	Yds.
1. Joe Montana	167	35,124
2. John Brodie	201	31,548
3. Steve Young	150	29,907
4. Jeff Garcia	74	16,408
5. Y.A. Tittle	112	16,016
6. Alex Smith	80	14,280
7. Colin Kaepernick	56	10,030

## KAEPERNICK'S GAME-BY-GAME

2015													Total			Pct.	
Date	Opp	W/L	P/S	Att	Cmp	Pct	Yds	TD	Int	Lg	Sk/Yds	Rtg	Rsh	Yds	TD	Net Yds.	Offense
Sep 14	Min	W	1/1	26	17	65.4	165	0	0	20	1/0	83.0	7	41	0	206	52.2%
Sep 20	at Pit	L	1/1	46	33	71.4	335	2	0	75t	5/37	106.7	9	51	0	349	85.3%
Sep 27	at Arz	L	1/1	19	9	47.4	67	0	4	14	2/14	16.7	7	46	1	99	63.5%
Oct 4	GB	L	1/1	25	13	52.0	160	0	1	47	6/41	55.4	10	57	0	176	89.8%
Oct 11	at NYG	L	1/1	35	23	65.7	262	2	0	37	2/6	107.1	3	23	0	279	73.4%
Oct 18	Bal	W	1/1	27	16	59.2	340	2	0	76t	3/14	128.2	3	10	0	336	85.9%
Oct 22	Sea	L	1/1	24	13	54.2	124	0	0	27	6/43	68.8	0	0	0	81	57.0%
Nov 1	at StL	L	1/1	41	20	48.8	162	0	0	33	3/11	59.2	6	28	0	157	83.1%
Nov 8	Atl	W	1/0	1	0	0.0	0	0	0	0	0/0	39.6	0	0	0	0	0.0%
PLACED ON INJURED RESERVE (Shoulder) on 11/21																	
TOTALS			9/8	244	144	59.0	1,615	6	5	76t	28/166	78.5	45	256	1	1,705	66.2%

## CAREER HIGHLIGHTS

- Kaepernick made his 25th career start against the Bears on 9/14/14. Among all current starting QBs in the NFL, Kaepernick's 18-7 (.720) record is the 5th best through the first 25 starts of a career.

### HIGHEST WINNING PCT. IN A QUARTBACK'S FIRST 25 CAREER STARTS, ACTIVE QBs

Player	Yards	TDs	Rating	Record	Pct.
1. Ben Roethlisberger	4,830	32	99.0	22-3	.880
2t. Russell Wilson	4,963	41	99.3	19-6	.760
Tony Romo	6,766	52	98.1	19-6	.760
Philip Rivers	5,131	32	87.0	19-6	.760
<b>5. Colin Kaepernick</b>	<b>5,254</b>	<b>34</b>	<b>93.4</b>	<b>18-7</b>	<b>.720</b>

- In his first career postseason start, set the NFL single-game rushing record (regular season and playoffs) by a QB with 181 yds. vs. GB (1/12/13). It was also the 49ers single-game postseason rushing record.
- In just 6 career post-season games, Kaepernick has already notched the 2nd most rushing yds. by a QB in NFL postseason history.
- His 58-yd. run at Sea. (1/19/14) was the longest run by a QB in NFL postseason history, and was also the longest run by a 49ers QB in franchise history (regular season and playoffs).
- Recorded a the longest run by a QB in franchise history, sprinting for an 80-yd. TD vs. SD (12/20/14). It surpassed his two 50-yd. runs in consecutive weeks [at StL (12/2/12), TD vs. Mia. (12/9/12)].

### MOST CAREER RUSHING YARDS BY A QB IN NFL POSTSEASON HISTORY

Player	Gms.	Atts.	YDs.
1. Steve Young	20	96	594
<b>2. Colin Kaepernick</b>	<b>6</b>	<b>51</b>	<b>507</b>
3. John Elway	22	94	461
4. Roger Staubach	19	76	432
5. Donovan McNabb	16	72	422

- Set the 49ers franchise record for most passing yds. in a season opener, as he completed 27 of 39 atts. for 412 yds., 3 TDs and a QB rating of 129.4 vs. GB (9/8/13). The previous mark was set by QB Steve Young, who threw for 363 yds. vs. NYJ (9/6/98).
- Rushed for 415 yds. in 2012, the t-7th highest single-season total by a QB in 49ers history.
- Super Bowl XLVII marked his 10th NFL start. His 9 starts entering the game were the 3rd fewest for a starting QB entering a Super Bowl. (NYG Jeff Hostetler - 6; LAN Vince Ferragamo - 7).
- Kaepernick's 412 passing yds. vs. GB (9/8/13) are the 11th most in a single-game in franchise history. He was the first to surpass the 400-yd. passing mark since QB Tim Rattay [417 yds. vs. Arz. (10/10/04)].
- Kaepernick tallied 51 yds. rushing vs. Atl. (12/23) in Candlestick Park's final regular season game, becoming just the 3rd QB in franchise history to rush for 500 yds. in a single season.
- Has registered the most and 3rd most single-season rushing yds. in franchise history by a quarterback.
- In 2013, Kaepernick (21) became the first 49ers QB to throw for 20+ TD passes in a season since 2002 (QB Jeff Garcia - 21).

### MOST RUSHING YDS. BY A QB IN A SINGLE-SEASON IN FRANCHISE HISTORY

Player	YDs.
<b>1. Colin Kaepernick (2014)</b>	<b>641</b>
2. Steve Young (1992)	537
<b>3. Colin Kaepernick (2013)</b>	<b>524</b>
4. Bill Kilmer (1961)	509
5. Billy Kilmer (1962)	478

## GOLDMINE

- In July of 2013, Kaepernick held the inaugural "Against All Odds" golf tournament at Del Rio Country Club in Modesto, CA, to benefit Camp Taylor, a camp for children with heart defects. The inaugural event raised over \$200,000 to assist children and their families through Camp Taylor. In 2015, Kaepernick and fellow 49ers participated in the 3rd Annual tournament which raised funds in excess of \$500,000. "It's a reality check every time I'm around these kids," said Kaepernick. "You have kids that go through so many different things, struggles that I have no idea about. They run around with smiles on their faces and having a good time. It helps me realize how blessed I've been. I feel very blessed to be around these kids and be their friend and try to help them out."



- Held the 2nd Annual Citi Colin Kaepernick Football ProCamp for boys and girls in grades 1-8 at St. Ignatius College Preparatory School in San Francisco. Throughout the camp, Kaepernick offered tips and instruction, highlighting the finer points of football. Campers were able to experience various stations specializing in fundamental football skills and participated in touch football games.
- In 2010, Kaepernick was drafted by the Chicago Cubs in the 2009 MLB Draft and was offered \$30,000 to go to Arizona for a month and throw a few bullpen sessions. Looking ahead to his senior season as Nevada's quarterback, he declined the offer saying, "What would that say about me as a leader of the team?"



- Even as a 4th grade student at Dutcher Elementary School in Turlock, CA, Kaepernick knew he was going to play for the 49ers. In a letter that students had to write to their future selves, despite his small stature at the time, he saw something special in himself. He wrote, "I'm 5-2, 91 lbs and a good athlete. I think in 7 years i will be between 6 ft. to 6-4, 140 lbs. I hope I go to a good college in football, then go to the pros and play on the Niners or the Packers, even if they aren't good in seven years."

I'm 5ft 2inches 91 pounds. Good athlete.  
I think in 7 years I will be between  
6ft - to 6ft 4inches 140 pounds. I hope  
I go to a good college in football  
Then go to the pros and play  
on the niners or the packers even if  
they aren't good in seven years.  
My Friend are Jason, Kyle, Leo,  
Spencer, Mark and Jacob  
Sincerely  
Colin

- Kaepernick, along with teammate Torrey Smith, attended Cleveland Browns CB Joe Haden's Second Annual Joe Haden & Friends Celebrity Softball Game in June of 2015. Part of the proceeds went to the support of Special Olympics while the athlete's jerseys were auctioned off after the game to support local youth sports from the Lake Health Foundation, who sponsored the event. Kaepernick also participated in the event's home run derby and took time to visit with a terminally ill 14-year-old along with the signing of numerous autographs.
- During the holiday season of 2013, Kaepernick paid a surprise visit to families at the San Francisco Ronald McDonald House. Through the giving spirit, he donated an Xbox One to the house for kids of the house to enjoy. "I think there's something special about kids that's uplifting. You see how pure-hearted kids are," said Kaepernick. Following the donation, Kaepernick spent time with the children, including friendly competition on the brand new console.
- One of Kaepernick's hobbies and favorite activities off the field is collecting and watching movies. "I own around 250 movies," said Kaepernick. His favorites are no surprise; action and comedy, specifically the movie Step Brothers. What might be a surprise to some people is that the 6-4, 250 lb QB also enjoys watching cartoons and Disney movies. "Some movies I own that most people wouldn't think I like are The Incredibles, Finding Nemo, Despicable Me and How To Train Your Dragon."





# SAN FRANCISCO 49ERS

## KAEPERNICK'S CAREER STATISTICS

YEAR	TEAM	GP	GS	PASSING										RUSHING				
				ATT	CMP	PCT	YDS	TD	INT	LG	SK	LST	RTG	ATT	YDS	AVG	LG	TD
2011	SF	3	0	5	3	60.0	35	0	0	19	0	0	81.3	2	-2	-1.0	-1	0
2012	SF	13	7	218	136	62.4	1,814	10	3	57	16	112	98.3	63	415	6.6	50t	5
2013	SF	16	16	416	243	58.4	3,197	21	8	64t	39	231	91.6	92	524	5.7	28	4
2014	SF	16	16	478	289	60.5	3,369	19	10	80t	52	344	86.4	104	639	6.1	90t	1
2015	SF	9	8	244	144	59.0	1,453	6	5	76t	28	166	78.8	45	256	5.7	14	1
<b>TOTALS</b>		<b>57</b>	<b>47</b>	<b>1,361</b>	<b>815</b>	<b>59.9</b>	<b>10,030</b>	<b>56</b>	<b>26</b>	<b>80t</b>	<b>135</b>	<b>853</b>	<b>88.5</b>	<b>306</b>	<b>1,834</b>	<b>6.0</b>	<b>90t</b>	<b>11</b>

### PLAYOFFS

YEAR	TEAM	GP	GS	PASSING										RUSHING				
				ATT	CMP	PCT	YDS	TD	INT	LG	SK	LST	RTG	ATT	YDS	AVG	LG	TD
2011	SF	0	0	0	0	—	0	0	0	0	0	0	—	0	0	—	—	0
2012	SF	3	3	80	49	61.3	798	4	2	45	5	32	100.9	25	264	10.6	56t	3
2013	SF	3	3	82	45	54.9	576	3	3	45t	6	26	74.0	26	243	9.3	58	1
<b>TOTALS</b>		<b>6</b>	<b>6</b>	<b>162</b>	<b>94</b>	<b>58.0</b>	<b>1,374</b>	<b>7</b>	<b>5</b>	<b>45</b>	<b>11</b>	<b>58</b>	<b>87.3</b>	<b>51</b>	<b>507</b>	<b>9.9</b>	<b>58</b>	<b>4</b>

### Additional Statistics:

**Fumbles—Lost: Regular Season — 25—12:** 9—2 in 2012; 6—4 in 2013; 8—5 in 2014; 2—1 in 2015; **Postseason — 4—1:** 1—0 in 2012; 3—1 in 2013

**Fumble Recoveries — 2:** 2 in 2015

### Milestones:

**NFL Debut:** at Phi. (10/2/11); **First Rushing TD:** at NYJ (9/30/12); **First Career Start:** vs. Chi. (11/19/12); **First Passing TD:** vs. Chi. (11/19/12 — 3-yd. pass to TE Vernon Davis); **300—yd. Passing Games:** 5, Last vs. Bal. (10/18/15 — 340 yds.); **400—yd. Passing Games:** 1, vs. GB (9/8/13 — 412 yds.); **100—yd. Rushing Games:** 1, vs. SD (12/20/14 — 151 yds.); **Reached 10,000 passing yds.:** at StL (11/1/15 — 10—yds. to WR Jerome Simpson)

## KAEPERNICK'S CAREER HIGHS

**Passes Attempted:** Regular Season — 46 at Pit. (9/20/15); Postseason — 31 vs. GB (1/12/13)

**Completions:** Regular Season — 33 at Pit. (9/20/15); Postseason — 17 vs. GB (1/12/13)

**Completion Percentage:** Regular Season — 78.3 (18 of 23) vs. Mia. (12/9/12); Postseason — 76.2 (16 of 21) at Atl. (1/20/13)

**Passing Yards:** Regular Season — 412 vs. GB (9/8/13); Postseason — 302 vs. Bal. (2/3/13)

**Long Pass:** Regular Season — 80t at StL (10/13/14); Postseason — 45 (2 times) Last at Car. (1/12/14)

**QB Rating:** Regular Season — 134.5 at Was. (11/25/13); Postseason — 127.7 at Atl. (1/20/13)

**Passing Touchdowns:** Regular Season — 4 at NE (12/16/12); Postseason — 2 vs. GB (1/12/13)

**Rushes:** Regular Season — 12 at Arz. (9/21/14); Postseason — 16 vs. GB (1/12/13)

**Rushing Yards:** Regular Season — 151 vs. SD (12/20/14); Postseason — 181 vs. GB (1/12/13)

**Long Rush:** Regular Season — 90t vs. SD (12/20/14); Postseason — 58 at Sea. (1/19/14)

**Rushing Touchdowns:** Regular Season — 2 at Jax (10/27/13); Postseason — 2 vs. GB (1/12/13)

## KAEPERNICK'S TRANSACTIONS

Originally a 2nd—round (36th overall) draft choice by SF in 2011...Signed a six—year contract extension through 2020 on 6/4/14...Placed on the Injured Reserve List on 11/21/15.

## 2014

- Completed 16 of 23 atts. for 201 yds., 2 TDs and a QB rating of 125.5 at Dal. (9/7). Posted a QB rating of 156.6 in the first half [11 of 13 for 157 yds. and 2 TDs], which is the highest in any half of his career.
- Had a QB rating of 103.3 after completing 29 of 37 pass atts. for 245 yds. and 1 TD at Arz. (9/21). Set career highs in comps. (29) and comp. pct. (78.4), including starting the game 9 for 9, also a new career high.
- Completed a 55-yd. TD pass to RB Frank Gore vs. Phi. (9/28), marking his longest TD pass of the season and 3rd longest of his career [64t to TE Vernon Davis vs. Hou. (10/6/13); 61t to TE Vernon Davis vs. Arz. (10/13/13)]. He added 7 rush atts. for 58 yds. (8.3 avg.), which marked the first time in his career that he rushed for 50+ yds. in three consecutive games. [64 vs. Chi. (9/14/14); 54 at Arz. (9/21/14)]. It also marked just the 3rd time in franchise history that a QB rushed for 50+ yds. in three consecutive games and the first time since 1992 [Steve Young - 50 vs. Buf. (9/13/92); 50 at NYJ (9/20/92); 65 at NO (9/27/92); Billy Kilmer - 103 vs. Det. (10/1/61); 131 vs. LAR (10/8/61); 115 at Min. (10/15/61)].
- Completed 14 of 26 pass atts. for 201 yds., 1 TD and a passer rating of 90.2. He has now thrown at least one TD pass in 12 straight games.
- Completed 22 of 36 pass atts. for a season-high 343 yds., 3 TDs and a passer rating of 120.5 at StL (10/13). He completed an 80-yd. TD pass to WR Brandon Lloyd, marking his longest career pass and the longest pass by a 49ers QB since 2005 [89 yds. vs. Dal. (9/25/05) - QB Tim Rattay to WR Brandon Lloyd].
- Posted a passer rating of 97.7 after completing 22 of 33 pass atts. for 237 yds. and 1 TD vs. StL (11/2).
- Completed a 30-yd. TD pass to WR Anquan Boldin vs. Was. (11/23). It marked his 18th consecutive game with a passing TD, tied for the longest streak by a quarterback in franchise history. [Steve Young - 18: (10/9/94 - 11/26/95)].
- Scored a TD on a 90-yd. rush vs. SD (12/20), marking the 2nd longest TD run by a QB in NFL history [93t - Oak. QB Terrell Pryor vs. Pit. (10/27/13)]. It also marked the 2nd longest run in franchise history [96t - RB Garrison Hearst vs. NYJ (9/6/98)]. Kaepernick finished the game with 151 rushing yds. on 7 carries (21.6 avg.), the 3rd most yds. in a single game by a quarterback in NFL history (regular season). He and RB Frank Gore (158 yds.) became the first 49ers teammates to rush for over 100 yds. in the same game since 11/13/77 (Wilbur Jackson - 123 yds. and Delvin Williams - 110 yds.). They also became the 4th pair of teammates to rush for 150+ yds. in a game in NFL History, and the first since 1976.
- Finished the season with career highs in passing yds. (3,369) and rushing yds. (641).

## 2013

- Set the 49ers franchise record for most passing yds. in a season opener, as he completed 27 of 39 atts. for 412 yds., 3 TDs and a QB rating of 129.4 vs. GB (9/8). The previous mark was set by QB Steve Young, who threw for 363 yds. vs. NYJ (9/6/98).
- Kaepernick's 412 passing yds. vs. GB (9/8) are the 11th most in a single-game in franchise history. He is the first to surpass the 400-yd. passing mark since QB Tim Rattay [417 yds. vs. Arz. (10/10/04)].
- Completed 10 of 16 passes for 164 yds. with 1 TD and registered a passer rating of 117.7 at Jax (10/27). He also added 7 carries for 54 yds. (7.7 avg.) and 2 TDs, marking his first career game with 2 rushing TDs.
- With Kaepernick and RB Frank Gore each registering 2 rushing TDs at Jax (10/27), it marked the first time the 49ers had a QB and RB each run for 2 TDs in the same game since 10/1/61 (QB Billy Kilmer - 2 TDs and HB-FB J.D. Smith - 2 TDs). The last time it happened in the NFL was on 11/9/03 (SD QB Doug Flutie - 2 TDs and RB LaDainian Tomlinson - 2 TDs). The 4 rushing TDs against the Jaguars was tied for the most by any team in the NFL in 2013.
- Kaepernick completed 15 of 24 atts. for 235 yds., 3 TDs and a career-high 134.5 QB rating at Was. (11/25). His previous QB rating high was 133.1 vs. Chi. (11/19/12).
- Notched his second-career 300+ yd. passing performance as he went 21 of 34 for 310 yds., 2 TDs and a quarterback rating of 111.2 at Arz. (12/29). With 24 yds. rushing on 4 atts., Kaepernick finished with 524 yds. on the ground during the season, which is the 2nd most by a QB in franchise history.
- Kaepernick completed 16 of 30 atts. for 227 yds. and 1 TD at GB (1/5/14 - NFC-W). He also rushed for 98 yds. on 7 carries (14.0 avg.). His 98 rushing yds. are the 5th most in a single-game by a QB in NFL postseason history.
- Completed 15 of 28 passes for 196 yds. with 1 TD and a passer rating of 87.8 at Car. (1/12/14 - NFC-D). He also added 8 carries for 15 yds. and 1 TD. He now ranks t-6th in franchise history for the most career postseason rushing TDs with 4. With the win against the Panthers, Kaepernick became just the 4th QB in NFL history to win each of his first three playoff starts on the road [Jake Delhomme, Car.; Tony Eason, NE; Ben Roethlisberger, Pit.].
- Registered his 2nd career 100-yd. rushing performance in the postseason, rushing for 130 yds. on 11 carries (11.8 avg.) at Sea. (1/19/14 - NFC-C). He became the first QB in NFL postseason history to have 2 career 100-yd. rushing games [181 yds. rushing vs. GB (NFC-D) (1/12/13)]. During his career, Kaepernick has rushed for 507 yds. in the postseason, the 2nd-most rushing yds. by a quarterback in NFL postseason history. He also holds 3 of the top 5 postseason single-game rushing marks by a QB.

## 2012

- Notched his first career TD run on a 7-yd. score at NYJ (9/30).
- Scored on a 16-yd. TD run vs. Buf. (10/7).
- Came off the bench vs. StL (11/11), replacing injured QB Alex Smith, and completed 11 of 17 atts., for 117 yds. and a QB rating of 84.7. He also added 8 carries for 66 yds. and 1 TD. The 7-yd. TD run capped off an 81-yd. drive in the 4th qtr.
- Made his first NFL start vs. Chi. (11/19) and completed 16 of 23 passes for 243 yds., 2 TDs and a QB rating of 133.1. Connected with TE Vernon Davis on a 3-yd. TD, marking his first career TD pass. Later hooked up with WR Michael Crabtree on a 10-yd. TD.
- Completed 16 of 25 atts. for 231 yds., 1 TD, 1 INT and a QB rating of 90.6, while also adding 6 carries for 27 yds. and 1 TD at NO (11/25) in his first road victory as a starter.
- Rushed for 84 yds. on 9 carries at StL (12/2), with his longest run going for 50 yds. His 84 yds. rushing were the most by a 49ers QB since Steve Young rushed for 102 yds. vs. NO (12/23/90).
- Completed 14 of 25 attempts for 216 yds., 4 TDs and 1 INT with a QB rating of 107.7 at NE (12/16). He became the first 49er to throw 4 TD passes in a game since QB Jeff Garcia on 12/7/03 (vs. Arz. - 28-19-252-0 INTs-4 TDs).
- Completed 16 of 28 attempts at Arz. (12/30) for a career-high 276 yds., 2 TDs and a QB rating of 114.6.
- Registered a 10.6 rushing avg., the highest in the 2012 postseason.
- Became the youngest 49ers starting QB to make his playoff debut, vs. GB (1/12/13) (NFC-D), (25 years, 2 months, 9 days). Joe Montana was previously the youngest (25 years, 6 months and 23 days).
- In his first career postseason start, set the NFL single-game rushing record by a QB with 181 yds. rushing and 2 TDs on 16 carries vs. GB (1/12/13) (NFC-D). He also completed 17 of 31 atts., for 263 yds., 2 TDs and 1 INT.
- Became the 4th NFL QB to throw 2 TD passes and run for 2 TDs in a playoff game [vs. GB (1/12/13) (NFC-D)], joining Cle. QB Otto Graham (twice) and Chi. QB Jay Cutler.
- His 56-yd. TD run vs. GB (1/12/13) (NFC-D), marked the longest run by a QB in franchise postseason history and the 3rd-longest of any player in the postseason.
- Completed 16 of 21 passes (76.2 comp. pct.) for 233 yds. with 1 TD and a QB rating of 127.7 at Atl. (1/20/13) (NFC-C). His 76.2 comp. pct. ranks 3rd in franchise postseason history, and his 127.7 QB rating ranks 5th in franchise postseason history.
- Completed 16 of 28 atts. for 302 yds., 1 TD and a QB rating of 91.7 in Super Bowl XLVII vs. Bal. (2/3/13). He also had 7 carries for 62 yds. and 1 TD. His 15-yd. TD run marked the longest TD run by a QB in Super Bowl history.

## 2011

- Made his 49ers debut at Phi. (10/2). Saw action on one play in the 2nd qtr. in which he handed off.
- Recorded first career completion for 11 yds. to TE Delanie Walker vs. TB (10/9). Led the offense on an 11-play, 90-yd. drive that was capped off by a RB Anthony Dixon rushing TD.

## COLLEGE

Played in 51 games (47 starts) for the Wolf Pack and completed 740-1,271 passes for 10,098 yds, 82 TDs and 24 INTs in his career. Rushed for 4,112 yds. on 600 atts. with 59 TDs in his career at Nevada. The only QB in NCAA history to rush for over 1,000 yds. three straight seasons and tied NCAA record for most rushing TDs by a QB. Threw for 200 yds. 19 times, 300 yds. six times and 400 yds. once. Rushed for 100 yds. 16 times. Just the 6th player in NCAA history to throw for 2,000 yds. and rush for 1,000 yds. in a season, and only player to accomplish the feat in three straight seasons. In 2010, named Second-Team All-America by The NFL Draft Report, First-Team All-WAC and WAC co-Offensive POY. Started all 14 games and was 233-359-3,022-21TDs-8INTs passing (64.9 pct.), and 173-1,206-20TDs rushing. As a junior, was an Honorable Mention All-American by the NFL Draft Report, Second-Team All-WAC selection and the recipient of Nevada's Golden Helmet Award, given to the team MVP. Started 13 games and was 166 of 282 pass attempts for 20 TDs and 6 INTs, and was 161-1,183-16TDs rushing. In 2008, named Second-Team All-WAC and was named the WAC's Offensive POY. Played in 13 games (12 starts) and was 208-383-2,849-22TDs-7INTs passing and 161-1,130-22TDs rushing. Became the only QB in school history to rush for 1,000 yds. in a season. Named Freshman All-America Honorable Mention by *The Sporting News* and *College Football News*. Redshirted in 2006.

## PERSONAL

- Attended Pitman (Turlock, CA) HS. Was an all-state nominee in three sports (football, basketball and baseball) and earned Central California Conference MVP honors in football. He was also All-Sac-Joaquin Section, all-conference, all-district and all-academic team selection in football.
- As a senior, completed 112 of 188 passes for 1,954 yds., 25 TDs and 6 INTs, while adding 2 TDs rushing on 44 carries.
- A highly regarded baseball prospect, he was a two-time all-state pitcher and could throw a 94 mph fastball. He also threw two no-hitters during his senior year.
- Selected by the Chicago Cubs as a pitcher in the 43rd round of the 2009 MLB Draft.
- Born Colin Rand Kaepernick (11/3/87) in Milwaukee, WI.
- Majored in management.

## INJURY REPORT

**2015:** Placed on the Injured Reserve List on 11/21 with a shoulder injury.

# SAN FRANCISCO 49ERS

## KAEPERNICK'S GAME-BY-GAME

Only games Kaepernick has appeared in on offense are listed

2011																	
Date	Opp	W/L	P/S	Att	Cmp	Pct	Yds	TD	Int	Lg	Sk/Yds	Rtg	Rsh	Yds	TD	Total Net Yds.	Pct. Offense
Oct 2	at Phi	W	1/0	0	0	0.0	0	0	0	0	0/0	—	0	0	0	0	0.0
Oct 9	TB	W	1/0	3	3	100.0	35	0	0	19	0/0	115.3	2	−2	0	33	12.6
Dec 4	StL	W	1/0	2	0	0.0	0	0	0	0	0/0	0.0	0	0	0	0	0.0
TOTALS			3/0	5	3	60.0	35	0	0	19	0/0	81.3	2	−2	0	33	12.6

2012																Total	Pct.
Date	Opp	W/L	P/S	Att	Cmp	Pct	Yds	TD	Int	Lg	Sk/Yds	Rtg	Rsh	Yds	TD	Net Yds.	Offense
Sep 9	at GB	W	1/0	0	0	—	0	0	0	0	0/0	—	1	17	0	17	4.5
Sep 30	at NYJ	W	1/0	1	0	0.0	0	0	0	0	0/0	39.6	5	50	1	50	13.2
Oct 7	Buf	W	1/0	1	1	100.0	7	0	0	7	0/0	95.8	4	39	1	46	7.4
Oct 14	NYG	L	1/0	7	4	57.1	82	0	0	36	2/17	98.6	2	6	0	71	22.6
Oct 18	Sea	W	1/0	0	0	—	0	0	0	0	0/0	—	1	−1	0	−1	0.0
Nov 11	StL	T	1/0	17	11	64.7	117	0	0	20	3/22	84.7	8	66	1	161	47.2
Nov 19	Chi	W	1/1	23	16	69.6	243	2	0	57	1/7	133.1	4	12	0	248	69.9
Nov 25	at NO	W	1/1	25	16	64.0	231	1	1	45	0/0	90.6	6	27	1	258	68.8
Dec 2	at StL	L	1/1	32	21	65.6	208	0	0	30	3/17	83.9	9	84	0	275	81.1
Dec 9	Mia	W	1/1	23	18	78.3	185	0	0	25	4/19	100.2	6	53	1	219	68.2
Dec 16	at NE	W	1/1	25	14	56.0	221	4	1	38t	1/13	107.7	7	28	0	236	60.8
Dec 23	at Sea	L	1/1	36	19	52.8	244	1	1	35	1/13	72.0	7	31	0	262	83.7
Dec 30	Arz	W	1/1	28	16	57.1	276	2	0	49t	1/4	114.6	3	5	0	277	68.0
TOTALS			13/7	218	136	62.4	1,814	10	3	57	16/112	98.3	63	415	5	2,114	40.1

2012 Postseason																	Total	Pct.
Date	Opp	W/L	P/S	Att	Cmp	Pct	Yds	TD	Int	Lg	Sk/Yds	Rtg	Rsh	Yds	TD	Net Yds.	Offense	
Jan 12	GB	W	1/1	31	17	54.8	263	2	1	45	1/7	91.2	16	181	2	437	75.5	
Jan 20	at Atl	W	1/1	21	16	76.2	233	1	0	33	1/9	127.7	2	21	0	245	65.7	
Feb 3	Bal	L	1/1	28	16	57.1	302	1	1	32	3/16	91.7	7	62	1	348	74.4	
TOTALS			3/3	80	49	61.3	798	4	2	45	5/32	100.9	25	264	3	1,030	72.5	

2013																	
Date	Opp	W/L	P/S	Att	Cmp	Pct	Yds	TD	Int	Lg	Sk/Yds	Rtg	Rsh	Yds	TD	Total Net Yds.	Pct. Offense
Sep 8	GB	W	1/1	39	27	69.2	412	3	0	43	2/8	129.4	7	22	0	426	86.2
Sep 15	at Sea	L	1/1	28	13	46.4	127	0	3	19	3/20	20.1	9	87	0	194	93.8
Sep 22	Ind	L	1/1	27	13	48.1	150	0	1	30	3/11	49.9	7	20	0	159	62.6
Sep 26	at StL	W	1/1	23	15	65.2	167	2	0	42	2/16	115.7	3	11	0	162	43.8
Oct 6	Hou	W	1/1	15	6	40.0	113	1	0	64t	1/6	89.0	1	14	0	121	42.6
Oct 13	Arz	W	1/1	29	16	55.2	252	2	1	61t	2/14	92.9	4	18	0	256	66.1
Oct 20	at Ten	W	1/1	21	13	61.9	199	0	0	29	2/3	93.2	11	68	1	264	75.6
Oct 27	at Jax	W	1/1	16	10	62.5	164	1	0	43	0/0	117.7	7	54	2	218	54.8
Nov 10	Car	L	1/1	22	11	50.0	91	0	1	14	6/45	42.0	4	16	0	62	41.1
Nov 17	at NO	L	1/1	31	17	54.8	127	2	1	17	3/12	72.9	3	25	0	140	71.4
Nov 25	at Was	W	1/1	24	15	62.5	235	3	0	40	2/7	134.5	9	20	0	248	81.6
Dec 1	StL	W	1/1	28	19	67.9	275	1	0	60	4/20	111.5	4	21	0	276	81.7
Dec 8	Sea	W	1/1	29	15	51.7	175	1	1	27	2/20	67.5	9	31	0	186	58.5
Dec 15	at TB	W	1/1	29	19	65.5	203	2	0	52t	2/14	108.8	4	42	0	231	61.4
Dec 23	Atl	W	1/1	21	13	61.9	197	1	0	47	3/17	108.6	6	51	1	231	60.9
Dec 29	at Arz	W	1/1	34	21	61.8	310	2	0	63	2/18	111.2	4	24	0	316	84.3
TOTALS			16/16	416	243	58.4	3,197	21	8	64t	39/231	91.6	92	524	4	3,490	67.4

2013 Postseason																	Total	Pct.
Date	Opp	W/L	P/S	Att	Cmp	Pct	Yds	TD	Int	Lg	Sk/Yds	Rtg	Rsh	Yds	TD	Net Yds.	Offense	
Jan 5	at GB	W	1/1	30	16	53.3	227	1	1	31	3/13	75.3	7	98	0	312	81.9	
Jan 12	at Car	W	1/1	28	15	53.6	196	1	0	45	1/7	87.8	8	15	1	204	64.8	
Jan 19	at Sea	L	1/1	24	14	58.3	153	1	2	26t	2/6	56.4	11	130	0	277	89.9	
TOTALS			3/3	82	45	54.9	576	3	3	45	6/26	74.0	26	243	1	793	79.0	

# SAN FRANCISCO 49ERS

## KAEPERNICK'S GAME-BY-GAME

2014																	
Date	Opp	W/L	P/S	Att	Cmp	Pct	Yds	TD	Int	Lg	Sk/Yds	Rtg	Rsh	Yds	TD	Total Net Yds.	Pct. Offense
Sep 7	at Dal	W	1/1	23	16	69.6	201	2	0	37	1/9	125.5	5	11	0	203	64.2
Sep 14	Chi	L	1/1	34	21	61.8	248	1	3	24	4/16	57.0	9	64	0	296	82.5
Sep 21	at Arz	L	1/1	37	29	78.4	245	1	0	32	1/9	103.3	12	54	0	290	91.2
Sep 28	Phi	W	1/1	30	17	56.7	218	2	1	55t	4/29	87.9	7	58	0	247	60.7
Oct 5	KC	W	1/1	26	14	53.8	201	1	0	38	3/15	92.0	10	18	0	204	57.1
Oct 13	at StL	W	1/1	35	22	62.9	343	3	0	80t	0/0	123.9	3	37	0	380	88.0
Oct 19	at Den	L	1/1	39	24	61.5	263	1	1	37	6/53	79.3	3	18	0	281	90.6
Nov 2	StL	L	1/1	33	22	66.7	237	1	0	27t	8/54	97.7	5	14	0	197	74.9
Nov 9	at NO	W	1/1	32	14	43.8	210	1	0	51	4/24	76.3	4	24	0	210	63.6
Nov 16	at NYG	W	1/1	29	15	51.7	193	1	0	48t	1/8	84.4	8	24	0	209	62.8
Nov 23	Was	W	1/1	29	20	69.0	256	1	1	30t	2/10	93.5	9	14	0	260	83.3
Nov 27	Sea	L	1/1	29	16	55.2	121	0	2	16	4/21	36.7	3	17	0	117	71.3
Dec 7	at Oak	L	1/1	33	18	54.5	174	1	2	23	5/23	54.4	3	26	0	177	71.4
Dec 14	at Sea	L	1/1	19	11	57.9	141	0	0	31	6/36	81.3	9	46	0	151	61.6
Dec 20	SD	L	1/1	24	15	62.5	114	1	0	20	2/22	87.8	7	151	1	243	54.4
Dec 28	Arz	W	1/1	26	15	57.7	204	2	0	76t	1/15	108.5	7	63	0	252	63.8
TOTALS			16/16	478	289	60.5	3,369	19	10	80t	52/344	86.4	104	639	1	3,666	70.0





# DANIEL KILGORE

67

HT	WT	COLLEGE	G/C
6-3	308	APPALACHIAN STATE	
BORN 12.18.87 // KINGSFORT, TN // DOBYNS-BENNETT HS, KINGSFORT, TN 5TH YEAR // ACQUIRED D-5 IN '11			

## AWARDS & HONORS

**2012:** 2012 Madden Most Valuable Protectors Award, Madden Most Valuable Protectors Award (Week 5), Madden Most Valuable Protectors Award (Week 7), Madden Most Valuable Protectors Award (Week 12)

## GOLDMINE

- While Kilgore was preparing for the NFL Draft in 2011, he was also serving as a student-teacher at Hardin Park Elementary School working with special-education students in adaptive physical education classes. The day following his graduation from Appalachian State, Daniel hosted a field trip for his special-education students at ASU. The field trip included a tour of the school's athletic facilities, activities in the Sofield Family Indoor Practice Facility, lunch on the club level of the Appalachian Athletics Center and taking in a few innings of the Appalachian State-Western Carolina baseball game. While football is Daniel's next chapter in life, he aspires to be a coach and special-education teacher following his NFL career. "I'm very happy that I was drafted, but I absolutely love working with these kids," said Daniel. "I have had a great student-teaching experience and I know when my NFL career is over, I will get to work in another field that I love and that is working with special-education students and coaching."

## KILGORE'S GOLDEN NUGGETS

- Following his senior football season at Appalachian State, he stayed in the area to serve as a student-teacher at Hardin Park Elementary School (Boone, NC), working with special-education students in adaptive physical education classes.
- During his time at Appalachian State and with the 49ers, Kilgore spends his off days volunteering his time working with special-education students.

## GOLDMINE (CONTINUED)

- Kilgore returned to his hometown of Kingsport, TN to support the 2015 Tribe Games, a series of athletic competitions for special needs kids from bowling to swimming to track and field. Kilgore's heart for special needs kids grew from volunteering in adapted physical education classes in the Watauga County (NC) School System while playing at Appalachian State. Kilgore wasn't just a casual observer at the games either, as he was a coach, motivator, fan and cheerleader for all 85 participating kids.



## KILGORE'S CAREER STATISTICS

**GAMES/STARTS – 44/9;** 2011 (1/0); 2012 (16/0); 2013 (16/0); 2014 (7/7); 2015 (4/2)  
**POSTSEASON GAMES/STARTS – 6/0;** 2011 (0/0); 2012 (3/0); 2013 (3/0)

### Milestones:

**NFL Debut:** vs. Pit. (12/19/11); **First Start:** at Dal. (9/7/14)

## KILGORE'S TRANSACTIONS

Originally a 5th-round (163th overall) draft choice by SF in 2011...Re-signed with SF through 2017 on 2/27/14...Placed on the Injured Reserve List on 10/25/14 with an ankle injury...Placed on the Reserve/Physically Unable to Perform List on 8/31/15...Activated from the Reserve/Physically Unable to Perform List on 12/5/15.

## 2014

- Made his first career start at Dal. (9/7).
- Helped pave the way for the 49ers offense to rush for a season-high 218 yds. on 42 atts. (5.2 avg.) vs. Phi. (9/28). Also helped the 49ers offense hold the ball for 42:17, which was the highest time of possession for the team since 11/20/11 vs. Arz. (44:16).
- Part of an offensive line that held the Rams pass rush without a sack at StL (10/13), leading to QB Colin Kaepernick passing for a season-high 343 yds.

## 2013

- Was part of an offensive line that helped amass the 2nd most total net yds. on opening day in 49ers franchise history with 494 yds. (404 passing yds. and 90 rushing yds.) vs. GB (9/8).
- Helped pave the way for 219 net yds. rushing at StL (9/26). It marked the first time the 49ers had three different RBs score a rushing TD in the same game since 12/2/01 vs. Buf. (Garrison Hearst, Fred Beasley and Paul Smith).
- The offensive line did not allow a sack at Jax. (10/27), marking the first time since 11/25/12 at NO. The 49ers also rushed for 221 yds. and 4 TDs on 38 carries at Jax, the most rushing yds. in a game by the team during the 2013 season. The 4 rushing TDs tied for the most by any team in a game in the NFL in 2013.
- Provided great running lanes for the offense to gain 199 rushing yds. on 30 atts. vs. Atl. (12/23). The 6.6 yds. per carry avg. was team's highest in any game during the 2013 season. It also marked just the second time in the season that the team had three players rush for over 50 yds. (Gore - 97; Kaepernick - 51; Hunter - 51).

## 2012

- Played in all 16 regular season and 3 postseason games, seeing action as a reserve offensive lineman on goal line and short-yardage packages and on special teams.
- Kilgore and the 49ers O-Line won the 2012 Madden Most Valuable Protectors Award, recognizing the best O-Line in the NFL.

## 2011

- Made his NFL debut vs. Pit. (12/19).

## COLLEGE

Played in 48 games (29 starts) for the Mountaineers, starting 16 games at RG and 13 games at LT. In 2010, was an All-Southern Conference and an All-America honoree. Started all 13 games at LT and anchored an offensive front that only allowed 8 sacks and helped lead Appalachian State to top-10 national ranking in scoring (7th - 34.3 pts./gm.), rushing (8th - 217.4 yds./gm.) and total offense (10th - 430.9 yds./gm.). In 2009, saw reserve action in 12 games after suffering an ankle injury prior to the season opener. As a sophomore, started all 14 games at RG and was part of an offensive line that was the first at ASU since 1989 to feature the same starting offensive line for every game. In 2007, appeared in 9 games (2 starts) and saw extensive action at tight end during Appalachian State's playoff run. Scored a TD in the national championship game vs. Delaware when he recovered a fumble in the end zone. Redshirted in 2006.

## PERSONAL

- Attended Dobyns-Bennett (Kingsport, TN) HS and was a three-year starter at center, earning First-Team 6A All-State honors as a senior.
- Excelled in the classroom as a member of Appalachian State's academic honor roll.
- Born Daniel Ray Kilgore (12/18/87) in Kingsport, TN.
- Majored in physical education and adaptive physical education.

## INJURY REPORT

- 2014:** Placed on the Injured Reserve List on 10/25 with a leg injury.
- 2015:** Placed on the Reserve/Physically Unable to Perform List on 8/31.



# COREY LEMONIER

96

HT	WT	COLLEGE	
6-3	255	AUBURN	LB
BORN 11.19.91 // HIALEAH, FL // HIALEAH HS, HIALEAH, FL 3RD YEAR // ACQUIRED D-3 IN '13			

## GOLDMINE

- Lemonier has traveled to Haiti multiple times, where both of his parents were born. Following hurricanes and earthquakes in Haiti, a few members of Lemonier's family on his father's side were hit hard, but they all remained safe. When the Lemoniers moved to Florida, many sports, including football, were new to them. Corey started out watching football and basketball on television. He played hoops through his sophomore year of high school before switching to football when he was a junior.

## LEMONIER'S GOLDEN NUGGETS

- Pronounced lemon-YAY.
- Despite the fact that his parents knew little about football, his father, a former offshore welder, and his mother, a nurse, instilled the value of hard work in Lemonier through their example and have supported him throughout his career. When discussing with his parents about the possibility of playing football, his father's advice was consistent with his hard-work mentality. He said, "I told him, 'OK, that's your choice. You can do whatever you want as long as you give it all you have.'"

## LEMONIER'S GAME-BY-GAME

2015

Date	Opp	W/L	P/S	Tot	Sol	Ast	Sk	Yds	Int	Yds	PD	FF	FR	Yds
Sep 14	Min	W	—	—	—	—	—	—	—	—	—	—	—	—
Sep 20	at Pit	L	—	—	—	—	—	—	—	—	—	—	—	—
Sep 27	at Arz	L	1/0	3	3	0	0.0	0.0	0	0	0	0	0	0
Oct 4	GB	L	1/0	4	1	3	0.0	0.0	0	0	0	0	0	0
Oct 11	at NYG	L	1/0	1	0	1	0.0	0.0	0	0	0	0	0	0
Oct 18	Bal	W	—	—	—	—	—	—	—	—	—	—	—	—
Oct 22	Sea	L	—	—	—	—	—	—	—	—	—	—	—	—
Nov 1	at StL	L	1/0	3	2	1	0.0	0.0	0	0	0	0	0	0
Nov 8	Atl	W	1/0	0	0	0	0.0	0.0	0	0	0	0	0	0
Nov 22	at Sea	L	1/0	0	0	0	0.0	0.0	0	0	0	0	0	0
Nov 29	Arz	L	1/0	1	1	0	0.0	0.0	0	0	0	0	0	0
Dec 6	at Chi	W	1/0	3	1	2	0.0	0.0	0	0	0	0	0	0
Dec 13	at Cle	L	1/1	3	1	2	0.0	0.0	0	0	0	0	0	0
Dec 20	Cin	L	1/0	3	1	2	0.0	0.0	0	0	0	0	0	0
Dec 27	at Det	L	—	—	—	—	—	—	—	—	—	—	—	—
Jan 3	StL	—	—	—	—	—	—	—	—	—	—	—	—	—
TOTALS			10/1	21	10	11	0.0	0.0	0	0	0	0	0	0

# SAN FRANCISCO 49ERS

## LEMONIER'S CAREER STATISTICS

YEAR	TEAM	GP	GS	TACKLES					YDS	INT	INTERCEPTIONS				PD	FUMBLES		
				TOT	SOL	AST	SACKS				YDS	LG	TD			FF	FR	YDS
2013	SF	16	0	14	9	5	1.0	4.0	0	0	—	0	3	1	0	0		
2014	SF	16	1	5	4	1	0.0	0.0	0	0	—	0	0	0	0	0		
2015	SF	10	1	21	10	11	0.0	0.0	0	0	—	0	0	0	0	0		
TOTALS		42	2	40	23	17	1.0	4.0	0	0	—	0	3	1	0	0		

### PLAYOFFS

YEAR	TEAM	TACKLES							INTERCEPTIONS					FUMBLES		
		GP	GS	TOT	SOL	AST	SACKS	YDS	INT	YDS	LG	TD	PD	FF	FR	YDS
2013	SF	3	0	1	1	0	0.0	0.0	0	0	—	0	0	0	0	0
TOTALS		3	0	1	1	0	0.0	0.0	0	0	—	0	0	0	0	0

### Additional Statistics:

**Special Teams Tackles** — 14: 2013 (6); 2014 (8)

### Milestones:

**NFL Debut:** vs. GB (9/8/13); **First Start:** at Dal. (9/7/14); **First Sack:** vs. Arz. (10/13/13 — QB Carson Palmer); **First FF:** vs. Arz. (10/13/13 — RB Alfonso Smith); **First Safety:** vs. Arz. (10/13/13 — QB Carson Palmer)

## LEMONIER'S CAREER HIGHS

**Total Tackles:** Regular Season — 4 (2 Times) Last vs. GB (10/4/15);  
Postseason — 1 at GB (1/5/14)  
**Solo:** Regular Season — 3 (4 times) Last at Arz. (9/27/15); Postseason — 1  
at GB (1/5/14)

**Assists:** 3 vs. GB (10/4/15)  
**Sacks:** 1.0 vs. Arz. (10/13/13)  
**Forced Fumbles:** 1 vs. Arz. (10/13/13)  
**Passes Defensed:** 1 (3 times) Last at Jax. (10/27/13)

## LEMONIER'S TRANSACTIONS

Originally a 3rd-round (88th overall) draft choice by SF in 2013.

## 2014

- Finished the season with 5 tackles, appearing in all 16 games for the second year in a row.
- Made first career start at Dal. (9/7).

## 2013

- Made his NFL debut vs. GB (9/8).
- Recorded 4 tackles and 1 PD at StL (9/26). Part of a defense that held the Rams offense to only 18 yds. rushing on 19 carries, the 7th best single-game defensive rushing performance in franchise history.
- Lemonier recorded his first career sack and first career safety, bringing down Cardinals QB Carson Palmer in the end zone vs. Arz. (10/13). He also registered his first career FF, jarring the ball loose from Arz. RB Alfonso Smith. The fumble was picked up by LB NaVorro Bowman, and the turnover led to a 44-yd. FG by K Phil Dawson.

## COLLEGE

Played in 39 games (26 starts) for the Tigers and registered 100 tackles, 17.0 sacks, 24 TFLs, 7 FFs and 2 FRs. As a junior, started all 12 games, earning Second-Team All-SEC honors, and tallied 34 tackles, 5.5 sacks, 5.5 TFLs, 1 FF and 1 FR. In 2011, named First-Team All-SEC. Started all 13 games and recorded a career-high 47 tackles, 9.5 sacks, 13.5 TFLs, 5 FFs and 1 FR. In 2010, named to SEC All-Freshman Team. Played in 14 games (1 start) and notched 19 tackles, 2.0 sacks, 5 TFLs and 1 FF.

## PERSONAL

- Attended Hialeah (FL) HS and was rated the 35th best player in the nation and 4th best player in the state of Florida by Rivals.com.
- As a senior, selected All-Dade County and Class 6A All-District XIII.
- Selected to play in the 2010 Under Armour All-American Game and in the Team USA vs. The World All-Star Game.
- Born Corey Lemonier (11/19/91) in Hialeah, FL.
- Majored in public administration.

## LEMONIER'S GAME-BY-GAME

### 2013

Date	Opp	W/L	P/S	Tot	Sol	Ast	Sk	Yds	Int	Yds	PD	FF	FR	Yds
Sep 8	GB	W	1/0	0	0	0	0.0	0.0	0	0	0	0	0	0
Sep 15	at Sea	L	1/0	1	0	1	0.0	0.0	0	0	0	0	0	0
Sep 22	Ind	L	1/0	0	0	0	0.0	0.0	0	0	0	0	0	0
Sep 26	at StL	W	1/0	4	3	1	0.0	0.0	0	0	1	0	0	0
Oct 6	Hou	W	1/0	0	0	0	0.0	0.0	0	0	0	0	0	0
Oct 13	Arz	W	1/0	3	3	0	1.0	4.0	0	0	1	1	0	0
Oct 20	at Ten	W	1/0	2	1	1	0.0	0.0	0	0	0	0	0	0
Oct 27	at Jax	W	1/0	2	0	2	0.0	0.0	0	0	1	0	0	0
Nov 10	Car	L	1/0	0	0	0	0.0	0.0	0	0	0	0	0	0
Nov 17	at NO	L	1/0	0	0	0	0.0	0.0	0	0	0	0	0	0
Nov 25	at Was	W	1/0	0	0	0	0.0	0.0	0	0	0	0	0	0
Dec 1	StL	W	1/0	1	1	0	0.0	0.0	0	0	0	0	0	0
Dec 8	Sea	W	1/0	0	0	0	0.0	0.0	0	0	0	0	0	0
Dec 15	at TB	W	1/0	1	1	0	0.0	0.0	0	0	0	0	0	0
Dec 23	Atl	W	1/0	0	0	0	0.0	0.0	0	0	0	0	0	0
Dec 29	at Arz	W	1/0	0	0	0	0.0	0.0	0	0	0	0	0	0
<b>TOTALS</b>			<b>16/0</b>	<b>14</b>	<b>9</b>	<b>5</b>	<b>1.0</b>	<b>4.0</b>	<b>0</b>	<b>0</b>	<b>3</b>	<b>1</b>	<b>0</b>	<b>0</b>


### 2013 Postseason

Date	Opp	W/L	P/S	Tot	Sol	Ast	Sk	Yds	Int	Yds	PD	FF	FR	Yds
Jan 5	at GB	W	1/0	1	1	0	0.0	0.0	0	0	0	0	0	0
Jan 12	at Car	W	1/0	0	0	0	0.0	0.0	0	0	0	0	0	0
Jan 19	at Sea	L	1/0	0	0	0	0.0	0.0	0	0	0	0	0	0
<b>TOTALS</b>			<b>3/0</b>	<b>1</b>	<b>1</b>	<b>0</b>	<b>0.0</b>	<b>0.0</b>	<b>0</b>	<b>0</b>	<b>0</b>	<b>0</b>	<b>0</b>	<b>0</b>

### 2014

Date	Opp	W/L	P/S	Tot	Sol	Ast	Sk	Yds	Int	Yds	PD	FF	FR	Yds
Sep 7	at Dal	W	1/1	3	3	0	0.0	0.0	0	0	0	0	0	0
Sep 14	Chi	L	1/0	0	0	0	0.0	0.0	0	0	0	0	0	0
Sep 21	at Arz	L	1/0	0	0	0	0.0	0.0	0	0	0	0	0	0
Sep 28	Phi	W	1/0	0	0	0	0.0	0.0	0	0	0	0	0	0
Oct 5	KC	W	1/0	0	0	0	0.0	0.0	0	0	0	0	0	0
Oct 13	at StL	W	1/0	0	0	0	0.0	0.0	0	0	0	0	0	0
Oct 19	at Den	L	1/0	0	0	0	0.0	0.0	0	0	0	0	0	0
Nov 2	StL	L	1/0	0	0	0	0.0	0.0	0	0	0	0	0	0
Nov 9	at NO	W	1/0	0	0	0	0.0	0.0	0	0	0	0	0	0
Nov 16	at NYG	W	1/0	0	0	0	0.0	0.0	0	0	0	0	0	0
Nov 23	Was	W	1/0	0	0	0	0.0	0.0	0	0	0	0	0	0
Nov 27	Sea	L	1/0	0	0	0	0.0	0.0	0	0	0	0	0	0
Dec 7	at Oak	L	1/0	0	0	0	0.0	0.0	0	0	0	0	0	0
Dec 14	at Sea	L	1/0	0	0	0	0.0	0.0	0	0	0	0	0	0
Dec 20	SD	L	1/0	0	0	0	0.0	0.0	0	0	0	0	0	0
Dec 28	Arz	W	1/0	2	1	1	0.0	0.0	0	0	0	0	0	0
<b>TOTALS</b>			<b>16/1</b>	<b>5</b>	<b>4</b>	<b>1</b>	<b>0.0</b>	<b>0.0</b>	<b>0</b>	<b>0</b>	<b>0</b>	<b>0</b>	<b>0</b>	<b>0</b>





# BRIAN LEONHARDT

46

HT	WT	COLLEGE	TE
6-5	255	BEMIDJI STATE	
BORN 4.2.90 // BLAINE, MN // SPRING LAKE PARK HS, BLAINE, MN 3RD YEAR // ACQUIRED FA IN '15			

## 2015 HIGHLIGHTS

- Made his 49ers debut at Cle. (12/13) and recorded 1 recept. for 4 yds.

## GOLDMINE

- As a member of the Oakland Raiders, visited Martin Luther King Jr. middle school to promote living a healthy lifestyle and following your dreams. Afterwards, Leonhardt and a few teammates went outside to participate in a Gatorade Junior Training Camp with the 200 students in attendance.

## LEONHARDT'S GOLDEN NUGGETS

- Pronounced LEE-in-hart
- Appeared in 12 games for the Raiders in 2014, recording 6 re-pts. for 35 yds. and 1 TD.

## LEONHARDT'S GAME-BY-GAME

2015

Date	Opp	W/L	P/S	Rec	Yds	Avg	Lg	TD
SIGNED TO CLE PRACTICE SQUAD ON 10/20								
Oct 25	at StL	L	—		PRACTICE SQUAD	—	—	—
Nov 1	Arz	L	—		PRACTICE SQUAD	—	—	—
Nov 5	at Cin	L	—		PRACTICE SQUAD	—	—	—
WAIVED BY CLE ON 11/11								
SIGNED TO SF PRACTICE SQUAD ON 11/17								
Nov 22	at Sea	L	—		PRACTICE SQUAD	—	—	—
Nov 29	Arz	L	—		PRACTICE SQUAD	—	—	—
Dec 6	at Chi	W	—		PRACTICE SQUAD	—	—	—
PROMOTED TO ACTIVE ROSTER ON 12/12								
Dec 13	at Cle	L	1/0	1	4	4.0	4	0
Dec 20	Cin	L	1/0	0	0	—	—	0
Dec 27	at Det	L	1/0	0	0	—	—	0
Jan 3	StL							
TOTALS			3/0	1	4	4.0	4	0

## LEONHARDT'S CAREER STATISTICS

YEAR	TEAM	GP	GS	NO	RECEIVING				ATT	RUSHING			
					YDS	AVG	LG	TD		YDS	AVG	LG	TD
2013	OAK	—	—	—		PRACTICE SQUAD	—	—	—	—	—	—	—
2014	OAK	12	3	6	35	5.8	12	1	0	0	—	—	0
2015	SF	3	0	1	4	4.0	4	0	0	0	—	—	0
TOTALS		15	3	7	39	5.6	12	1	0	0	—	—	0

### Additional Statistics:

Special Teams Tackles — 4: 2014 (4)

Forced Fumbles — 1: 1 in 2014

### Milestones:

**NFL Debut:** at NYJ (9/7/14); **First Start:** at Sea. (11/2/14); **First Reception:** at NYJ (9/7/14 — 12-yd. pass from QB Derek Carr); **First TD Reception:** at Mia. (9/28/14 — 3-yd. pass from QB Derek Carr)

## LEONHARDT'S CAREER HIGHS

**Receptions:** 1 (7 times) Last at Cle. (12/13/15)

**Receiving Yards:** 12 at NYJ (9/7/14)

**Long Reception:** 12 at NYJ (9/7/14)

**TD Receptions:** 1 vs. Mia. (9/28/14)

## LEONHARDT'S TRANSACTIONS

Originally signed as an undrafted free agent by Oak. on 4/29/13...Waived by Oak. on 8/31/14...Signed to Oak. practice squad on 9/2/13...Placed on the Injured Reserve List on 12/24/14...Signed to Reserve/Future contract with Oak. on 12/30/13...Waived by Oak. on 9/5/15...Signed to Cle. practice squad on 10/20/15...Waived by Cle. on 11/11/15...Signed to SF practice squad on 11/17/15...Promoted to SF active roster on 12/12/15.

## 2014 (OAKLAND)

- Made his NFL debut at NYJ (9/7), hauling in 1 recept. for a career-long 12 yds.
- Caught the first TD of his career vs. Mia. (9/28), hauling in a 3-yd. TD pass from QB Derek Carr at Wembley Stadium in London, England.
- Made his first career start at Sea. (11/2).

## 2013 (OAKLAND)

- Spent the entire season on the Raiders practice squad.

## COLLEGE

Appeared in 43 games during his four years at Bemidji State. Totaled 112 receipts. for 1,431 yds. and 15 TDs. Appeared in 10 games as a senior, recording 25 receipts. for 343 yds. and 3 TDs. As a junior in 2011, started all 11 games and registered 35 catches for 483 yds. Appeared in 11 games with 7 starts as a sophomore, recording 28 receipts. for 351 yds. and 3 TDs. As a freshman, led the team with 24 catches for 254 yds. and 7 TDs.

## PERSONAL

- Was a member of the track and field team as a thrower during his time at Bemidji State, where he placed third in the NSIC Indoor Championships and fourth at the Outdoor Championships.
- Majored in business administration.
- Attended Spring Lake Park (Blaine, MN) HS where he earned all-conference and all-state honors in 2007.
- Born Brian Leonhardt (4/2/90) in Blaine, MN.


## INJURY REPORT

**2014:** Missed three games [vs. SF (12/7), at KC (12/14) and vs. Buf. (12/21)] and was placed on the Injured Reserve List on 12/28 with a concussion.

## LEONHARDT'S GAME-BY-GAME

### 2014 (Oakland)

Date	Opp	W/L	P/S	Rec	Yds	Avg	Lg	TD
Sep 7	at NYJ	L	1/0	1	12	12.0	12	0
Sep 14	Hou	L	1/0	0	0	—	—	0
Sep 21	at NE	L	1/0	1	7	7.0	7	0
Sep 28	Mia	L	1/0	1	3	3.0	3t	1
Oct 12	SD	L	1/0	0	0	—	—	0
Oct 19	Arz	L	1/0	1	4	4.0	4	0
Oct 26	at Cle	L	1/0	0	0	—	—	0
Nov 2	at Sea	L	1/1	0	0	—	—	0
Nov 9	Den	L	1/1	1	5	5.0	5	0
Nov 16	at SD	L	1/0	1	4	4.0	4	0
Nov 20	KC	W	1/1	0	0	—	—	0
Nov 30	at StL	L	1/0	0	0	—	—	0
Dec 7	SF	W	—	INACTIVE (Concussion)			—	—
Dec 14	at KC	L	—	INACTIVE (Concussion)			—	—
Dec 21	Buf	W	—	INACTIVE (Concussion)			—	—
PLACED ON INJURED RESERVE (Concussion) ON 12/28								
TOTALS			12/3	6	35	5.8	12	1



# AARON LYNCH

59

HT	WT	COLLEGE	
6-6	270	SOUTH FLORIDA	LB
BORN 3.8.93 // CAPE CORAL, FL // ISLAND COAST HS, CAPE CORAL, FL 2ND YEAR // ACQUIRED D-5A IN '14			

## 2015 HIGHLIGHTS

- Registered a sack of Vikings QB Teddy Bridgewater, the seventh of his career, on fourth down late in the 4th quarter to seal the victory vs. Min. (9/14).
- Recorded the first multi-sack game of his career vs. GB (10/4/15), taking down QB Aaron Rodgers twice for a total of 15-yds.
- Registered 2.0 sacks vs. Sea. (10/22), bringing down Seahawks QB Russell Wilson twice for his 2nd multi-sack game of the season and of his career.
- Recorded 3 solo tackles and 1.0 sack vs. Atl. (11/8), taking down QB Matt Ryan for his 6th sack of the season.
- Combined with DT Quinton Dial to bring down Seahawks QB Russell Wilson at Sea. (11/22), giving him 6.5 sacks on the season, setting a new single-season career high.

## GOLDMINE

- Lynch draws his passion for the game from his mother, who had a much more difficult task than competing in football. "She was a single mom for 19, 20 years. I learned a lot of morals and values from my mother." As the oldest of three children, Lynch was forced to grow up quickly, "I was basically the dad of the family."

## LYNCH'S GOLDEN NUGGET

- Notes his grandfather's passing as a reason to strive to be the best football player he can be. "It made me want to work harder, push myself harder." He wants to carry himself in a manner that his grandfather would be proud of.

## LYNCH'S GAME-BY-GAME

### 2015

Date	Opp	W/L	P/S	Tot	Sol	Ast	Sk	Yds	Int	Yds	PD	FF	FR	Yds
Sep 14	Min	W	1/0	5	4	1	1.0	14.0	0	0	1	0	0	0
Sep 20	at Pit	L	1/1	1	1	0	0.0	0.0	0	0	0	0	0	0
Sep 27	at Arz	L	1/1	5	5	0	0.0	0.0	0	0	0	0	0	0
Oct 4	GB	L	1/1	4	4	0	2.0	15.0	0	0	0	0	0	0
Oct 11	at NYG	L	1/1	3	1	2	0.0	0.0	0	0	0	0	0	0
Oct 18	Bal	W	1/1	5	3	2	0.0	0.0	0	0	1	0	0	0
Oct 22	Sea	L	1/1	6	3	3	2.0	11.0	0	0	0	0	0	0
Nov 1	at StL	L	1/1	1	1	0	0.0	0.0	0	0	0	0	0	0
Nov 8	Atl	W	1/1	3	3	0	1.0	9.0	0	0	0	0	0	0
Nov 22	at Sea	L	1/1	4	4	0	0.5	1.5	0	0	0	0	0	0
Nov 29	Arz	L	1/1	3	3	0	0.0	0.0	0	0	1	0	0	0
Dec 6	at Chi	W	1/1	3	3	0	0.0	0.0	0	0	0	0	0	0
Dec 13	at Cle	L	—	—	—	—	—	—	—	—	—	—	—	—
Dec 20	Cin	L	—	—	—	—	—	—	—	—	—	—	—	—
Dec 27	at Det	L	1/1	1	1	0	0.0	0.0	0	0	0	0	0	0
Jan 3	StL													
TOTALS				13/12	44	36	8	6.5 50.5	0	0	3	0	0	0

## LYNCH'S CAREER STATISTICS

YEAR	TEAM	GP	GS	TACKLES					YDS	INT	YDS	INTERCEPTIONS				FUMBLES		
				TOT	SOL	AST	SACKS					LG	TD	PD	FF	FR	YDS	
2014	SF	16	3	23	18	5	6.0	39.0	0	0	—	0	4	0	0	0		
2015	SF	13	12	44	36	8	6.5	50.5	0	0	—	0	3	0	0	0		
TOTALS		29	15	67	54	13	12.5	89.5	0	0	—	0	7	0	0	0		

### Additional Statistics:

Blocked Punt — 1: 2014 (1)

### Milestones:

**NFL Debut:** at Dal. (9/7/14); **First Start:** at NO (11/9/14); **First Sack:** at Den. (10/19/14 — QB Peyton Manning); **Multi-Sack Games:** 2, Last vs. Sea. (10/22/15 — 2.0; QB Russell Wilson)

## LYNCH'S CAREER HIGHS

**Total Tackles:** 6 vs. Sea. (10/22/15)

**Solo:** 5 at Arz. (9/27/15)

**Assists:** 3 vs. Sea. (10/22/15)

**Passes Defensed:** 1 (7 times) Last vs. Arz. (11/29/15)

**Sacks:** 2.0 (2 Times) Last vs. Sea. (10/22/15)

## LYNCH'S TRANSACTIONS

Originally the first of two 5th-round (150th overall) draft choices by SF in 2014.

## 2014

- His 6.0 sacks on the season ranked 3rd in the NFL among rookies [StL DT Aaron Donald - 8.0; IND LB Jonathan Newsome - 6.5].
- Made his NFL debut at Dal. (9/7).
- On the first series of the game vs. Chi. (9/14), blocked a punt by Bears P Patrick O'Donnell, giving the 49ers the ball at the Bears 8-yard line. The blocked punt led to a 3-yd. TD pass from QB Colin Kaepernick to WR Michael Crabtree.
- Registered his first career sack at Den. (10/19), dropping Broncos QB Peyton Manning for a 7-yd. loss.
- Notched 1.0 sack vs. StL (11/2), dropping QB Austin Davis for a 3-yd. loss.
- Made his first career start at NO (11/9).
- Sacked Giants QB Eli Manning for a 9-yd. loss at NYG (11/16).
- Dropped Redskins QB Robert Griffin III for a 3-yd. loss vs. Was. (11/23). It marked his 4th sack of the season.
- Registered 1.0 sack of Seahawks QB Russell Wilson vs. Sea. (11/27). It marked his third consecutive game with a sack.
- Sacked Cardinals QB Ryan Lindley for a 9-yd. loss vs. Arz. (12/28).

## LYNCH'S GAME-BY-GAME

### 2014

Date	Opp	W/L	P/S	Tot	Sol	Ast	Sk	Yds	Int	Yds	PD	FF	FR	Yds
Sep 7	at Dal	W	1/0	1	0	1	0.0	0.0	0	0	1	0	0	0
Sep 14	Chi	L	1/0	0	0	0	0.0	0.0	0	0	0	0	0	0
Sep 21	at Arz	L	1/0	0	0	0	0.0	0.0	0	0	0	0	0	0
Sep 28	Phi	W	1/0	1	1	0	0.0	0.0	0	0	0	0	0	0
Oct 5	KC	W	1/0	0	0	0	0.0	0.0	0	0	1	0	0	0
Oct 13	at StL	W	1/0	1	1	0	0.0	0.0	0	0	0	0	0	0
Oct 19	at Den	L	1/0	1	1	0	1.0	7.0	0	0	0	0	0	0
Nov 2	StL	L	1/0	1	1	0	1.0	3.0	0	0	1	0	0	0
Nov 9	at NO	W	1/1	5	4	1	0.0	0.0	0	0	1	0	0	0
Nov 16	at NYG	W	1/1	3	2	1	1.0	9.0	0	0	0	0	0	0
Nov 23	Was	W	1/0	3	2	1	1.0	3.0	0	0	0	0	0	0
Nov 27	Sea	L	1/0	4	4	0	1.0	8.0	0	0	0	0	0	0
Dec 7	at Oak	L	1/0	0	0	0	0.0	0.0	0	0	0	0	0	0
Dec 14	at Sea	L	1/0	1	0	1	0.0	0.0	0	0	0	0	0	0
Dec 20	SD	L	1/1	0	0	0	0.0	0.0	0	0	0	0	0	0
Dec 28	Arz	W	1/0	2	2	0	1.0	9.0	0	0	0	0	0	0
<b>TOTALS</b>			<b>16/3</b>	<b>23</b>	<b>18</b>	<b>5</b>	<b>6.0</b>	<b>39.0</b>	<b>0</b>	<b>0</b>	<b>4</b>	<b>0</b>	<b>0</b>	<b>0</b>

## COLLEGE

Played in 24 games (16 starts) and totaled 63 tackles, 11.5 sacks, 1 FF, 1 FR, 19.5 TFLs and 3 PDs during his collegiate career. In 2013 at the University of South Florida, earned First-Team All-AAC honors after playing in 12 games (10 starts), and recording 30 tackles, a team-leading 6.0 sacks and 12.5 TFLs, 1 FR and 1 PD. In 2012, red-shirted after transferring from Notre Dame. As a true freshman for the Irish, earned Freshman First-Team All-America honors. Played in 12 games (6 starts), and totaled 33 tackles, 5.5 sacks, 1 FF, 7 TFLs and 2 PDs.

## PERSONAL

- Attended Island Coast (Cape Coral, FL) HS where he was selected to First-Team All-State, *Florida Times-Union* Super 75 squad, Florida Athletic Coaches Association Division 16 team and *Fort Myers News-Press* All-Area.
- Ranked as the 3rd best DE and 15th best prospect overall in the ESPN 150 rankings while at Island Coast HS.
- Majored in interdisciplinary social science.
- Born Aaron Lynch (3/8/93) in Cape Coral, FL.

## INJURY REPORT

**2015:** Inactive at Cle. (12/13) and vs. Cin. (12/20) with a concussion.



# MARCUS MARTIN

66

HT	WT	COLLEGE	C
6-3	321	SOUTHERN CALIFORNIA	C
BORN 11.29.93 // LOS ANGELES, CA // CRENSHAW HS, LOS ANGELES, CA 2ND YEAR // ACQUIRED D-3A IN '14			

## 2015 HIGHLIGHTS

- Part of an offensive line group that helped the team rush for 230 total yds. vs. Min (9/14), the most in franchise history during a season opening game. The O-Line helped pave the way for RB Carlos Hyde as he rushed for a NFL Week 1-high of 168 yds. and 2 TDs.
- The 49ers offensive line did not allow a sack on 25 atts. by QB Blaine Gabbert vs. Atl. (11/8), and helped pave the way for 133 yds. rushing. It marked the first time the 49ers did not allow a sack in a game since 10/13/14 at StL (36 atts.).

## GOLDMINE

- Martin grew up in a large family with two brothers and two sisters. Despite being the youngest of the five children, Martin is the first member of his family to go to college. He credits two of his family members in particular for making him the man he is today, "Having the guidance and the leadership that I had from my brother and my father, they kept me off the streets, they kept me from doing everything that was wrong and doing positive things."



## MARTIN'S GOLDEN NUGGETS

- Started all 8 games he appeared in during his rookie season in 2014.
- Served as a team captain and earned First-Team All-Pac-12 recognition in 2013 at USC.

## GOLDMINE (CONTINUED)

- One particular charitable organization caught the attention of Martin back in college - "The Starkey Foundation is an organization that creates hearing aids for kids that are deaf. They go around the country and also out of the states. I had a great time." The Foundation uses hearing, "as a vehicle to reflect caring and sharing and improve the lives of individuals, families and communities around the world."
- Martin has a passion for charity work and believes in giving back. Starting from his rookie season, he's already had big plans for community work in his hometown of Crenshaw, CA. "I plan on opening up my non-profit and I want to help as many people as I can, touch as many lives as I can," explained Martin. "Coming from where I come from, there's not a lot of hope. So, if I can do anything, I'll pass on some words of advice to the youngsters." He continued, "It's a non-profit that's going to facilitate tutoring and mentorship and kind of act as a safe haven for kids to come after school."

## MARTIN'S CAREER STATISTICS

GAMES/STARTS – 22/22; 2014 (8/8); 2015 (14/14).

### Milestones:

NFL Debut: vs. StL (11/3/14); First Start: vs. StL (11/3/14)

## MARTIN'S TRANSACTIONS

Originally the first of three 3rd-round (70th overall) draft choices by SF in 2014.



## 2014

- Made his NFL debut and first career start vs. StL (11/2).
- Part of an O-Line that led the way for the team to rush for a franchise record 355 yds. vs. SD (12/20). The 355 rushing yds. are the most by any team in the NFL since 11/4/07 (Min. - 378 yds. rushing vs. SD).

## COLLEGE

Played in 38 games (33 starts - 20 at G and 13 at C) for the Trojans before forgoing his senior season to enter the 2014 NFL Draft. As a junior in 2013, named a team captain, earned consensus First-Team All-Pac-12 honors and was selected the Trojans' Offensive Lineman of the Year. Started 13 games at center, helping the ground game register 2,419 yds. and 29 TDs, which was more rushing TDs than the previous two seasons combined (24). Started 10 games at left guard during the 2012 season, as the offensive line ranked 1st in the Pac-12 with only 17.0 sacks allowed. As a true freshman, started 10 contests at left guard, becoming the first true freshman to start at offensive guard for USC since Jeff Byers started four games in 2004. Selected as a First-Team Freshman All-American by *The Sporting News*, CBSSports.com, *College Football News* and FoxSportsNext.com.

## PERSONAL

- Majored in American studies and ethnicity (African American studies).
- Attended Crenshaw (Los Angeles, CA) HS where he earned Super Prep All-Farwest, Prep Star All-West, *Long Beach Press Telegram* Best in the West of the Rest, *Tacoma News Tribune* Western 100, Max Preps First-Team All-State Division I, SectionSports.com Second-Team All-State, All-L.A. City Offensive Lineman of the Year and *Los Angeles Times* All-Star honors as a senior offensive tackle.
- Also helped Crenshaw HS win the 2009 Los Angeles City Division I title in his first year as a starter at offensive guard.
- Rated the 20th best offensive guard, receiving a three-star rating from Scout.com.
- His cousin, Tony Washington, played DE at Oregon and signed with the Houston Texans as an undrafted free agent in 2015.

## INJURY REPORT

**2014:** Inactive at Dal. (9/7), vs. Chi. (9/14), at Arz. (9/21), vs. Phi. (9/28) and vs. KC (10/5) with a knee injury. Inactive at Sea. (12/14) with a knee injury.

**2015:** Inactive at Det. (12/27) with a concussion.



# L.J. McCRAY

31

HT	WT	COLLEGE	S
6-0	210	CATAWBA	S
BORN 6.18.91 // CHARLOTTE, NC // HARDING UNIVERSITY HS, CHARLOTTE, NC 2ND YEAR // ACQUIRED FA IN '14			

## GOLDMINE

- McCray and 49ers head coach coach Jim Tomsula originally met at Catawba's senior game in 2012. The rookie safety still recalls the meeting between the two. "He kept telling me, 'Keep doing what you're doing. Keep working hard and keep shining and they'll notice you.' He gave me a lot of encouragement."
- McCray is the all-time leading kickoff returner in Catawba school history. He holds the school mark with 2,212 kickoff return yards and set the single-season record in 2012 with 1,022 yards. In one game, he amassed 304 kickoff return yards with two touchdowns.
- Even though his name is James by birth, McCray has chosen to go by L.J. during his time in the NFL. He also decided to have "McCray II" on the back of his uniform to honor his father. "I'm named after him, so to be able to put the '2nd' behind my name, it means a lot to my family."

## McCRAY'S GOLDEN NUGGETS

- One of two undrafted rookie free agents to make the 49ers roster in 2014. Registered 7 special teams tackles in 14 games played.
- Originally met 49ers head coach Jim Tomsula at Catawba's senior game in 2012. Tomsula both played and coached at Catawba.
- Became just the 12th player from Catawba College to play in the NFL.
- Earned First-Team All-South Atlantic Conference honors three times during his collegiate career at Catawba College.

## McCRAY'S GAME-BY-GAME

2015

Date	Opp	W/L	P/S	Tot	Sol	Ast	Sk	Yds	Int	Yds	PD	FF	FR	Yds
Sep 14	Min	W	1/0	0	0	0	0.0	0.0	0	0	0	0	0	0
Sep 20	at Pit	L	1/0	0	0	0	0.0	0.0	0	0	0	0	0	0
Sep 27	at Arz	L	1/0	0	0	0	0.0	0.0	0	0	0	0	0	0
Oct 4	GB	L	1/0	0	0	0	0.0	0.0	0	0	0	0	0	0
Oct 11	at NYG	L	1/0	0	0	0	0.0	0.0	0	0	0	0	0	0
Oct 18	Bal	W	1/0	0	0	0	0.0	0.0	0	0	0	0	0	0
Oct 22	Sea	L	1/0	0	0	0	0.0	0.0	0	0	0	0	0	0
Nov 1	at StL	L	1/0	0	0	0	0.0	0.0	0	0	0	0	0	0
PLACED ON INJURED RESERVE (Knee) ON 11/7														
TOTALS			8/0	0	0	0	0.0	0.0	0	0	0	0	0	0

Special Teams Tackles: 5

## McCRAY'S CAREER STATISTICS

YEAR	TEAM	GP	GS	TACKLES				YDS	INTERCEPTIONS				PD	FUMBLES		
				TOT	SOL	AST	SACKS		INT	YDS	LG	TD		FF	FR	YDS
2014	SF	14	0	0	0	0	0.0	0.0	0	0	—	0	0	0	0	0
2015	SF	8	0	0	0	0	0.0	0.0	0	0	—	0	0	0	0	0
TOTALS		22	0	0	0	0	0.0	0.0	0	0	—	0	0	0	0	0

### Additional Statistics:

Special Teams Tackles – 12: 2014 (7); 2015 (5)

### Milestones:

NFL Debut: at Dal. (9/7/14)

## McCRAY'S TRANSACTIONS

Originally signed as an undrafted rookie free agent by SF on 5/12/14...Placed on the Injured Reserve List on 11/7/15.

## 2014

- Made his NFL debut at Dal. (9/7).

## COLLEGE

Played in 42 games (39 starts) in four years at Catawba College. Started all 11 games in 2013, registering 78 tackles and 2.0 sacks and was named First-Team All-South Atlantic Conference. Also had a team-high 21 kick returns for 477 yds. (22.7 avg.). In 2012, appeared in all 11 games (10 starts) and was named First-Team All-SAC after registering 79 tackles, 4 PDs and 2 INTs. Received a medical redshirt in 2011 after sustaining a season-ending injury in the first game of the year. Played in all 10 games in 2010, recording 61 tackles and 2 PDs en route to being named First-Team All-SAC. Ranked first in Division II, averaging 32.5 yds. on kickoff returns. Started played in 10 games (8 starts) as a true freshman in 2009, registering 25 tackles, 2 PDs, 1 INT and 1 FF. Studied communications.

## PERSONAL

- Attended Harding University (Charlotte, NC) HS where he was named All-Queen City 3A/4A after returning three kickoffs for TDs and registering 7 INTs in his senior season.
- Son of Valerie and James McCray.
- Born (6/18/91) in Georgetown, SC.
- Majored in communications.

## INJURY REPORT

**2015:** Placed on the Injured Reserve List on 11/7 with a knee injury.

## MCCRAY'S GAME-BY-GAME

### 2014

Date	Opp	W/L	P/S	Tot	Sol	Ast	Sk	Yds	Int	Yds	PD	FF	FR	Yds
Sep 7	at Dal	W	1/0	0	0	0	0.0	0.0	0	0	0	0	0	0
Sep 14	Chi	L	1/0	0	0	0	0.0	0.0	0	0	0	0	0	0
Sep 21	at Arz	L	1/0	0	0	0	0.0	0.0	0	0	0	0	0	0
Sep 28	Phi	W	1/0	0	0	0	0.0	0.0	0	0	0	0	0	0
Oct 5	KC	W	1/0	0	0	0	0.0	0.0	0	0	0	0	0	0
Oct 13	at StL	W	—	—	—	—	INACTIVE	—	—	—	—	—	—	—
Oct 19	at Den	L	1/0	0	0	0	0.0	0.0	0	0	0	0	0	0
Nov 2	StL	L	1/0	0	0	0	0.0	0.0	0	0	0	0	0	0
Nov 9	at NO	W	—	—	—	—	INACTIVE	—	—	—	—	—	—	—
Nov 16	at NYG	W	1/0	0	0	0	0.0	0.0	0	0	0	0	0	0
Nov 23	Was	W	1/0	0	0	0	0.0	0.0	0	0	0	0	0	0
Nov 27	Sea	L	1/0	0	0	0	0.0	0.0	0	0	0	0	0	0
Dec 7	at Oak	L	1/0	0	0	0	0.0	0.0	0	0	0	0	0	0
Dec 14	at Sea	L	1/0	0	0	0	0.0	0.0	0	0	0	0	0	0
Dec 20	SD	L	1/0	0	0	0	0.0	0.0	0	0	0	0	0	0
Dec 28	Arz	W	1/0	0	0	0	0.0	0.0	0	0	0	0	0	0
<b>TOTALS</b>			<b>14/0</b>	<b>0</b>	<b>0</b>	<b>0</b>	<b>0.0</b>	<b>0.0</b>	<b>0</b>	<b>0</b>	<b>0</b>	<b>0</b>	<b>0</b>	<b>0</b>



# VANCE McDONALD

89

HT	WT	COLLEGE	TE
6-4	267	RICE	
BORN 6.13.90 // WINNIE, TX // EAST CHAMBERS HS, WINNIE, TX 3RD YEAR // ACQUIRED D-2B IN '13			

## 2015 HIGHLIGHTS

- Recorded 4 repts. for 65 yds. and the first TD of his NFL career at Sea. (11/22), a 19-yd. pass from QB Blaine Gabbert. He also registered a career-long 36-yd. reept.
- Registered a career-high 6 repts. for 71 yds. and 1 TD vs. Arz. (11/29). He has now registered TD repts. in back-to-back games for the first time in his career.
- On the opening drive of the game at Det. (12/27), recorded his 3rd TD of the season on a 1-yd. pass from QB Blaine Gabbert. McDonald finished the game with 5 repts. for a team-high 61 yds. and 1 TD.

## GOLDMINE

- Along with fellow 49ers TEs Garrett Celek and DT Tank Carradine, McDonald visited Haiti in conjunction with Convoy of Hope, working together to teach healthy eating habits and sustainable agriculture techniques to local families. The players also visited an orphanage and local schools to spend time with underprivileged youth. "What I've seen here is just the impact everyone can have. We truly can come together and make a difference for people."
- Growing up, McDonald spent a lot of his time at the Drake Plantation in Winnie, a large open land full of wildlife such as ducks, geese and deer, which his uncle owned. He went fishing, caught crawfish and rode four-wheelers. "I loved just being an outdoorsman," he said. "It's a big agricultural town."
- McDonald grew up in Winnie, Texas, which was discovered to have a large oilfield and currently has about 3,500 residents. "We have three stop lights and any fast food restaurant you can possibly imagine and a bunch of hotels," McDonald said to describe Winnie. "It's a place for truckers to stop off and get some rest and a bite to eat driving off to Louisiana. The whole town is just one highway. Everyone knows everyone's business."



## McDONALD'S GOLDEN NUGGETS

- Hosted a charity event in June of 2015 featuring all 49ers tight ends with proceeds going to the Nicaragua Mission Trip team.
- Spent his draft day at home in Winnie, TX, with his family and closest family friends. "It was a big thing for the small town," he said.

## McDONALD'S GAME-BY-GAME

### 2015

Date	Opp	W/L	P/S	Rec	Yds	Avg	Lg	TD
Sep 14	Min	W	1/1	1	5	5.0	5	0
Sep 20	at Pit	L	1/1	0	0	—	—	0
Sep 27	at Arz	L	—	—	INACTIVE (Knee)			
Oct 4	GB	L	1/0	1	7	7.0	7	0
Oct 11	at NYG	L	1/1	2	9	4.5	6	0
Oct 18	Bal	W	1/0	1	10	10.0	10	0
Oct 22	Sea	L	1/0	1	1	1.0	1	0
Nov 1	at StL	L	1/1	1	13	13.0	13	0
Nov 8	Atl	W	1/1	2	19	9.5	13	0
Nov 22	at Sea	L	1/1	4	65	16.3	36	1
Nov 29	Arz	L	1/1	6	71	11.8	20	1
Dec 6	at Chi	W	1/1	2	18	9.0	12	0
Dec 13	at Cle	L	—	—	INACTIVE (Concussion)			
Dec 20	Cin	L	1/1	1	10	10.0	10	0
Dec 27	at Det	L	1/1	5	61	12.2	26	1
Jan 3	StL							
TOTALS			13/10	27	289	10.7	36	3

Special Teams Tackles: 4

# SAN FRANCISCO 49ERS

## MCDONALD'S CAREER STATISTICS

RECEIVING														RUSHING				
YEAR	TEAM	GP	GS	NO	YDS	AVG	LG	TD	ATT	YDS	AVG	LG	TD					
2013	SF	15	4	8	119	14.9	25	0	0	0	—	—	0					
2014	SF	8	4	2	30	15.0	21	0	0	0	—	—	0					
2015	SF	13	10	27	289	10.4	36	3	0	0	—	—	0					
TOTALS		36	18	37	438	11.8	36	3	0	0	—	—	0					

### PLAYOFFS

YEAR	TEAM	GP	GS	RECEIVING					ATT	RUSHING			
				NO	YDS	AVG	LG	TD		YDS	AVG	LG	TD
2013	SF	3	0	1	13	13.0	13	0	0	0	—	—	0
TOTALS		3	0	1	13	13.0	13	0	0	0	—	—	0

### Additional Statistics:

**Fumble – Lost – 1–1:** 1–1 in 2014

**Special Teams Tackles – 4:** 2015 (4)

**Own Fumble Recoveries – 1:** 1 in 2015

### Milestones:

**NFL Debut:** vs. GB (9/8/13); **First Start:** vs. Ind. (9/22/13); **First Reception:** vs. GB (9/8/13 – 25–yd. pass from QB Colin Kaepernick); **First TD Reception:** at Sea. (11/22/15 – 19–yd. pass from QB Blaine Gabbert)

## MCDONALD'S CAREER HIGHS

**Receptions:** 7 vs. Arz. (11/29/15); Postseason – 1 at Sea. (1/19/14)

**Long Reception:** 36 at Sea. (11/22/15); Postseason – 13 at Sea. (1/19/14)

**Receiving Yards:** 71 vs. Arz. (11/29/15); Postseason – 13 at Sea. (1/19/14)

**Touchdowns:** 1 (3 Times) Last at Det. (12/27/15)

## MCDONALD'S TRANSACTIONS

Originally the second of two 2nd–round (55th overall) draft choices by SF in 2013...Placed on the Injured Reserve List on 12/9/14.



## 2014

- Recorded the fourth recept. of 20-or-more yds. of his career at StL (10/13).

## 2013

- Made his 49ers debut vs. GB (9/8), notching his first career recept. on a 25-yd. pass from QB Colin Kaepernick.

## COLLEGE

Played in 42 games (28 starts) for the Owls, where he finished his career ranked 6th in school history with 119 receipts., 7th with 1,504 rec. yds. and 5th with 15 TDs. As a senior, a consensus First-Team All-Conference USA selection, serving as a captain. Started all 10 games he appeared in, recording 36 receipts. for 458 yds. and 2 TDs. In 2011, earned First-Team All-Conference USA honors. Played in 12 games (11 starts) and led the team with 43 receipts. for 532 yds. and 5 TDs. As a sophomore, earned the George R. Brown Award, given to the Owls top receiver. Played in 10 games (6 starts) and tallied 28 receipts. for 396 yds. and 8 TDs. Joined the Rice football team as a walk-on, in 2009, and earned Conference USA All-Freshman honors. Played in 10 games (1 start) and notched 12 receipts. for 118 yds.

## PERSONAL

- Attended East Chambers (Winnie, TX) HS and earned All-District 24-2A and All-Region III honors as a senior.
- Also lettered in basketball, where he earned first-team all-district honors as a senior.
- Member of the National Honor Society, where he served as treasurer.
- Born Vance Coman McDonald (6/13/90) in Beaumont, TX.
- Majorred in kinesiology.
- Married to Kendi Davis, after the two met in high school. He proposed to Kendi at sunset on May 20, 2013, on the Golden Gate Bridge.

## INJURY REPORT

- 2013:** Inactive at TB (12/15) with an ankle injury.
- 2014:** Inactive at Arz. (9/21) and vs. Phi. (9/28) with a knee injury. Inactive vs. Was. (11/23), vs. Sea. (11/27) and at Oak. (12/7) with a back/hip injury before being placed on the Injured Reserve List on 12/9.
- 2015:** Inactive at Arz. (9/27) with a knee injury. Inactive at Cle. (12/13) with a concussion.

## MCDONALD'S GAME-BY-GAME

### 2013


Date	Opp	W/L	P/S	Rec	Yds	Avg	Lg	TD
Sep 8	GB	W	1/0	1	25	25.0	25	0
Sep 15	at Sea	L	1/0	1	19	19.0	19	0
Sep 22	Ind	L	1/1	1	6	6.0	6	0
Sep 26	at StL	W	1/1	1	9	9.0	9	0
Oct 6	Hou	W	1/0	0	0	—	—	0
Oct 13	Arz	W	1/0	1	7	7.0	7	0
Oct 20	at Ten	W	1/0	1	20	20.0	20	0
Oct 27	at Jax	W	1/0	0	0	—	—	0
Nov 10	Car	L	1/0	0	0	—	—	0
Nov 17	at NO	L	1/0	1	10	10.0	10	0
Nov 25	at Was	W	1/0	1	23	23.0	23	0
Dec 1	StL	W	1/0	0	0	—	—	0
Dec 8	Sea	W	1/1	0	0	—	—	0
Dec 15	at TB	W	—	—	INACTIVE (Ankle)	—	—	—
Dec 23	Atl	W	1/1	0	0	—	—	0
Dec 29	at Arz	W	1/0	0	0	—	—	0
<b>TOTALS</b>			<b>15/4</b>	<b>8</b>	<b>119</b>	<b>14.9</b>	<b>25</b>	<b>0</b>

### 2013 Postseason

Date	Opp	W/L	P/S	Rec	Yds	Avg	Lg	TD
Jan 5	at GB	W	1/0	0	0	—	—	0
Jan 12	at Car	W	1/0	0	0	—	—	0
Jan 19	at Sea	L	1/1	1	13	13.0	13	0
<b>TOTALS</b>			<b>3/1</b>	<b>1</b>	<b>13</b>	<b>13.0</b>	<b>13</b>	<b>0</b>

### 2014

Date	Opp	W/L	P/S	Rec	Yds	Avg	Lg	TD
Sep 7	at Dal	W	1/0	0	0	—	—	0
Sep 14	Chi	L	1/1	1	9	9.0	9	0
Sep 21	at Arz	L	—	—	INACTIVE (Knee)	—	—	—
Sep 28	Phi	W	—	—	INACTIVE (Knee)	—	—	—
Oct 5	KC	W	1/1	0	0	—	—	0
Oct 13	at StL	W	1/1	1	21	21.0	21	0
Oct 19	at Den	L	1/0	0	0	—	—	0
Nov 2	StL	L	1/0	0	0	—	—	0
Nov 9	at NO	W	1/0	0	0	—	—	0
Nov 16	at NYG	W	1/1	0	0	—	—	0
Nov 23	Was	W	—	—	INACTIVE (Back/Hip)	—	—	—
Nov 27	Sea	L	—	—	INACTIVE (Back/Hip)	—	—	—
Dec 7	at Oak	L	—	—	INACTIVE (Back/Hip)	—	—	—
<b>PLACED ON INJURED RESERVE (Back) ON 12/9</b>								
<b>TOTALS</b>			<b>8/4</b>	<b>2</b>	<b>30</b>	<b>15.0</b>	<b>21</b>	<b>0</b>



# BRUCE MILLER

49

HT	WT	COLLEGE	FB
6-2	248	CENTRAL FLORIDA	
BORN 8.6.87 // WOODSTOCK, GA // WOODSTOCK HS, WOODSTOCK, GA 5TH YEAR // ACQUIRED D-7A IN '11			

## AWARDS & HONORS

**2013:** USA Today All-Joe Team

## 2015 HIGHLIGHTS

- Registered 3 recepts. for a career-high 89 yds. vs. Bal. (10/18), including a career-long 52-yd. recept.
- Recorded the first rushing TD of his career vs. Cin. (12/20).

## GOLDMINE

- Miller has been one of the 49ers most active players at community events in the Bay Area, taking part in the team's 'Feeding the Hungry' and 'Football Camps with the Stars' events, among others. "They're a lot of fun to take part in," he said. "Just having something to give and talking to people is my favorite part."



## MILLER'S GOLDEN NUGGETS

- Miller has been one of the 49ers most active players at community events in the Bay Area. "They're a lot of fun to take part in," he said. "Just having something to give and talking to people is my favorite part."
- Transitioned from two-time Conference USA Defensive Player of the Year to fullback during his rookie season in the NFL.
- After his football career, Miller hopes to return to his hometown of Woodstock, GA, and coach the high school football team.

## MILLER'S GAME-BY-GAME

### 2015

Date	Opp	W/L	P/S	Rsh	Yds	Avg	Lg	TD	Rec	Yds	TD
Sep 14	Min	W	1/0	0	0	—	—	0	0	0	0
Sep 20	at Pit	L	1/0	0	0	—	—	0	1	7	0
Sep 27	at Arz	L	1/0	0	0	—	—	0	0	0	0
Oct 4	GB	L	1/1	0	0	—	—	0	0	0	0
Oct 11	at NYG	L	1/0	0	0	—	—	0	2	23	0
Oct 18	Bal	W	1/1	0	0	—	—	0	3	89	0
Oct 22	Sea	L	1/0	0	0	—	—	0	0	0	0
Nov 1	at StL	L	1/0	0	0	—	—	0	0	0	0
Nov 8	Atl	W	1/0	2	4	2.0	3	0	0	0	0
Nov 22	at Sea	L	1/1	0	0	—	—	0	0	0	0
Nov 29	Arz	L	1/0	0	0	—	—	0	0	0	0
Dec 6	at Chi	W	1/0	1	4	4.0	4	0	1	4	0
Dec 13	at Cle	L	1/0	1	3	3.0	3	0	0	0	0
Dec 20	Cin	L	1/1	2	3	1.5	2	1	1	10	0
Dec 27	at Det	L	1/0	0	0	—	—	0	0	0	0
Jan 3	StL										
TOTALS			15/4	6	14	2.3	4	1	8	133	0

Special Teams Tackles: 7

## GOLDMINE (CONTINUED)

- Following his playing career, Miller hopes to go back and coach his high school's football team. He said high school is the most crucial time where athletes need good coaches. "There's a big development stage between freshman and senior year of high school," he said. "Many important parts of kids' lives happen in that time. When you get to college, pretty much what you come in with is what you have. It'd be fun to be a part of." However, Miller described himself as a late bloomer who really developed athletically in college rather than in high school. "My coaches were very influential and played a big role in my life."
- Miller wasn't the most highly recruited player coming out of high school. In fact, saying he was under the radar was an understatement; Bruce wasn't even on the radar. UCF defensive coordinator Dave Huxtable, however, was evaluating other Georgia players and noticed Bruce on film. "He was playing tight end," Huxtable said. "Running and catching balls and making players miss. He

was on the kickoff cover team and he was the first one down there on the kickoff cover team plays. Then I got to watch him play basketball. He's a 6-2 center, but he's underneath there just battling on the boards. He's a special guy." Huxtable was one of Bruce's major influences in becoming the two-time Conference USA Defensive Player of the Year. "He played a huge role for me," said Bruce. "I always looked at him for motivation and help. I went to Coach Hux because of the bond we made during recruiting and then playing for him at linebacker."



## MILLER'S CAREER STATISTICS

YEAR	TEAM	GP	GS	ATT	RUSHING				NO	RECEIVING			
					YDS	AVG	LG	TD		YDS	AVG	LG	TD
2011	SF	15	8	4	8	2.0	3	0	11	83	7.5	30t	1
2012	SF	16	13	5	18	3.6	9	0	12	84	7.0	26	0
2013	SF	14	13	7	13	1.9	4	0	25	243	9.7	43	0
2014	SF	16	8	6	9	1.5	4	0	18	189	10.5	20	2
2015	SF	15	4	6	14	2.3	4	1	8	133	16.6	52	0
<b>TOTALS</b>		<b>76</b>	<b>46</b>	<b>28</b>	<b>62</b>	<b>2.2</b>	<b>9</b>	<b>1</b>	<b>75</b>	<b>732</b>	<b>9.8</b>	<b>52</b>	<b>3</b>

### PLAYOFFS

YEAR	TEAM	GP	GS	ATT	RUSHING				NO	RECEIVING			
					YDS	AVG	LG	TD		YDS	AVG	LG	TD
2011	SF	2	1	0	0	—	—	0	1	16	16.0	16	0
2012	SF	3	2	0	0	—	—	0	0	0	—	—	0
2013	SF	—	—	—	INJURED RESERVE (Scapula)				—	—	—	—	—
<b>TOTALS</b>		<b>5</b>	<b>3</b>	<b>0</b>	<b>0</b>	<b>—</b>	<b>—</b>	<b>0</b>	<b>1</b>	<b>16</b>	<b>16.0</b>	<b>16</b>	<b>0</b>

### Additional Statistics:

**Special Teams Tackles:** Regular Season — 34: 2011 (7); 2012 (15); 2013 (4); 2014 (1); 2015 (7); Postseason — 3: 2011 (3)

**Fumble — Lost — 3-1:** 1-0 in 2011; 1-0 in 2013; 1-1 in 2014

**Kick Returns — 1:** 2015 (1)

**Kick Return Yards — 3:** 2015 (3)

### Milestones:

**NFL Debut:** vs. Sea. (9/11/11); **First Start:** at Cin. (9/25/11); **First Reception:** Regular Season — at Cin. (9/25/11 — 11-yd. pass from QB Alex Smith); Postseason — vs. NO (1/14/12 — 16-yd. pass from QB Alex Smith); **First TD Reception:** at Was. (11/6/11 — 30-yd. pass from QB Alex Smith); **First Rushing TD:** vs. Cin. (12/20/15)

## MILLER'S CAREER HIGHS

**Rushes:** 3 vs. Sea. (12/8/13)

**Rushing Yards:** 9 vs. Buf. (10/7/12)

**Long Rush:** 9 vs. Buf. (10/7/12)

**Rushing TDs:** 1 vs. Cin. (12/20/15)

**Receptions:** 4 (3 times) Last at Sea. (12/14/14)

**Receiving Yards:** 89 vs. Bal. (10/18/15)

**Long Reception:** 52 vs. Bal. (10/18/15)

**TD Receptions:** 1 (3 times) Last vs. Arz. (12/28/14)

## MILLER'S TRANSACTIONS

Originally the first of three 7th-round (211th overall) draft choices by SF in 2011...Placed on the Injured Reserve List on 12/18/13...Signed a three-year contract extension on 3/20/14.

## 2014

- Was the lead blocker for a rushing attack that gained a season-high 218 yds. on the ground vs. Phi. (9/28). The strong ground game helped the 49ers offense hold the ball for 42:17, which was the highest time of possession for the team since 11/20/11 vs. Arz. (44:16).
- Recorded an 8-yd. TD recept. at Oak. (12/7), marking his 1st TD recept. of the season.
- Registered 4 receipts. for 56 yds. at Sea. (12/14), tying his career high in both categories [4 receipts. at Cin. (9/25/11); 4 receipts. at TB (12/15/13)]; [56 rec. yds. at Jax. (10/27/13)].
- Was the lead blocker that paved the way for the team to rush for a franchise-record 355 yds. vs. SD (12/20). The 355 rushing yds. are the most by any team in the NFL since 11/4/07 (Min. - 378 yds. rushing vs. SD).
- Caught a 3-yd. TD pass from QB Colin Kaepernick vs. Arz. (12/28).

## 2013

- Was the lead blocker, paving the way for 219 net yds. rushing at StL (9/26), and also added 3 receipts. for 22 yds. It marked the first time the 49ers had three different RBs score a rushing TD in the same game since 12/2/01 vs. Buf. (Garrison Hearst, Fred Beasley and Paul Smith).
- Set a career high with 56 rec. yds. at Jax. (10/27). He hauled in a 43-yd. recept. on the first pass of the game, setting a new career-long. His previous career-long came on a 30-yd. TD recept. at Was. (11/6/11).
- Tied his single-game career high with 4 receipts. at TB (12/15).
- Set single-season career highs in both receipts. (25) and rec. yds. (243).

## 2012

- Played in all 16 games (13 starts). Tied for the team lead with 15 special teams tackles (CB Tramaine Brock - 15).
- Led team with 3 tackles on special teams vs. Chi. (11/19) and vs. Arz. (12/30).
- Tallied a season-high 3 receipts. for a career-high 37 yds. at NO (11/25).

## 2011

- Made NFL debut vs. Sea. (9/11), seeing action on special teams.
- Made first career start at Cin. (9/25). On the first play from scrimmage, he hauled in a 11-yd. recept. Finished the game with 4 catches for 25 yds. and one carry for 2 yds.
- Hauled in the first TD recept. of his career on a 30-yd. pass from QB Alex Smith in the 2nd qtr. at Was. (11/6). Tied a team-high posting 2 special teams tackles.

## COLLEGE

Played in 52 games (46 starts) for the Knights and was a two-time Conference USA Defensive Player of the Year (2009-10). Recorded 214 tackles, 35.5 sacks, 57.5 TFLs, 3 INTs (two for TDs), 6 FFs, 2 FRs and 9 PDs. Led all active collegiate players with 35.5 sacks and ranked 3rd with 57.5 TFLs. In 2010, was named Conference USA Defensive Player of the Year and was selected first-team All-Conference USA. Started all 14 games and notched 63 tackles, 8.5 sacks, 13.5 TFLs, 2 INTs (both returned for TDs), 2 FFs and 2 PDs. Part of a defense that led the conference, ranked 8th nationally in run defense (108.4 yds./gm.) and ranked 15th nationally in total defense (315.4 yds./gm.). As a junior, named Conference USA Defensive Player of the Year and First-Team All-Conference USA. Ranked 5th in the nation with 13.0 sacks. Played in 13 games (12 starts), registering 61 tackles, 18.0 TFLs, FR, FF and 3 PDs. In 2008, selected First-Team All-Conference USA. Played in 12 games (11 starts) and notched 52 tackles, 7.0 sacks, 17.0 TFLs, INT, 2 FFs and 3 PDs. As a freshman, played in 14 games (9 starts), totaling 38 tackles, 7.0 sacks, 9.0 TFLs, FF, FR and PD. Redshirted in 2006.

## PERSONAL

- Attended Woodstock (GA) HS and was named the Cherokee County Gridiron Club Linebacker of the Year. Also named all-county and all-region as a LB.
- As a senior, registered 134 tackles, 1.0 sack, 3 INTs (two for TDs), 3 FFs, and 2 FRs. Added 14 receipts. for 357 yds. and 5 TDs as a tight end.
- Describes himself as a movie buff, especially comedies and action films.
- Lettered 2 years in basketball and 1 year in baseball.
- Enjoys deep sea fishing.
- Born Bruce Miller (8/6/87) in Canton, GA.
- Majored in sports and fitness.

## INJURY REPORT

**2011:** Inactive at Bal. (11/24) with a concussion.

**2013:** Placed on the Injured Reserve List (12/18) with a scapula injury.

# SAN FRANCISCO 49ERS

## MILLER'S GAME-BY-GAME

### 2011

Date	Opp	W/L	P/S	Rsh	Yds	Avg	Lg	TD	Rec	Yds	TD
Sep 11	Sea	W	1/0	0	0	0.0	0	0	0	0	0
Sep 18	Dal	L	1/0	0	0	0.0	0	0	0	0	0
Sep 25	at Cin	W	1/1	1	2	2.0	2	0	4	25	0
Oct 2	at Phi	W	1/1	0	0	0.0	0	0	1	15	0
Oct 9	TB	W	1/0	1	0	0.0	0	0	0	0	0
Oct 16	at Det	W	1/1	1	3	3.0	3	0	0	0	0
Oct 30	Cle	W	1/1	0	0	0.0	0	0	0	0	0
Nov 6	at Was	W	1/0	0	0	0.0	0	0	1	30	1
Nov 13	NYG	W	1/0	0	0	0.0	0	0	0	0	0
Nov 20	Arz	W	1/1	0	0	0.0	0	0	1	5	0
Nov 24	at Bal	L	—	—	INACTIVE (Concussion)				—	—	—
Dec 4	StL	W	1/1	0	0	0.0	0	0	0	0	0
Dec 11	at Arz	L	1/1	0	0	0.0	0	0	2	5	0
Dec 19	Pit	W	1/1	1	3	3.0	3	0	0	0	0
Dec 24	at Sea	W	1/0	0	0	0.0	0	0	1	3	0
Jan 1	at StL	W	1/0	0	0	0.0	0	0	1	0	0
<b>TOTALS</b>			<b>15/8</b>	<b>4</b>	<b>8</b>	<b>2.0</b>	<b>3</b>	<b>0</b>	<b>11</b>	<b>83</b>	<b>1</b>

### 2011 Postseason

Date	Opp	W/L	P/S	Rsh	Yds	Avg	Lg	TD	Rec	Yds	TD
Jan 14	NO	W	1/1	0	0	0.0	0	0	1	16	0
Jan 22	NYG	L	1/0	0	0	0.0	0	0	0	0	0
<b>TOTALS</b>			<b>2/1</b>	<b>0</b>	<b>0</b>	<b>0.0</b>	<b>0</b>	<b>0</b>	<b>1</b>	<b>16</b>	<b>0</b>

### 2012

Date	Opp	W/L	P/S	Rsh	Yds	Avg	Lg	TD	Rec	Yds	TD
Sep 9	at GB	W	1/1	0	0	—	—	0	1	15	0
Sep 16	Det	W	1/0	0	0	—	—	0	0	0	0
Sep 23	at Min	L	1/1	0	0	—	—	0	0	0	0
Sep 30	at NYJ	W	1/0	1	5	5.0	5	0	1	9	0
Oct 7	Buf	W	1/1	1	9	9.0	9	0	0	0	0
Oct 14	NYG	L	1/0	0	0	—	—	0	0	0	0
Oct 18	Sea	W	1/1	0	0	—	—	0	0	0	0
Oct 29	at Arz	W	1/1	1	1	1.0	1	0	0	0	0
Nov 11	StL	T	1/1	0	0	—	—	0	0	0	0
Nov 19	Chi	W	1/1	0	0	—	—	0	0	0	0
Nov 25	at NO	W	1/1	0	0	—	—	0	3	37	0
Dec 2	at StL	L	1/1	0	0	—	—	0	2	17	0
Dec 9	Mia	W	1/1	0	0	—	—	0	2	1	0
Dec 16	at NE	W	1/1	0	0	—	—	0	0	0	0
Dec 23	at Sea	L	1/1	0	0	—	—	0	2	-1	0
Dec 30	Arz	W	1/1	2	3	1.5	2	0	1	6	0
<b>TOTALS</b>			<b>16/13</b>	<b>5</b>	<b>18</b>	<b>3.6</b>	<b>9</b>	<b>0</b>	<b>12</b>	<b>84</b>	<b>0</b>

### 2012 Postseason

Date	Opp	W/L	P/S	Rsh	Yds	Avg	Lg	TD	Rec	Yds	TD
Jan 12	GB	W	1/1	0	0	—	—	0	0	0	0
Jan 20	at Atl	W	1/1	0	0	—	—	0	0	0	0
Feb 3	Bal	L	1/0	0	0	—	—	0	0	0	0
<b>TOTALS</b>			<b>3/2</b>	<b>0</b>	<b>0</b>	<b>—</b>	<b>—</b>	<b>0</b>	<b>0</b>	<b>0</b>	<b>0</b>

### 2013

Date	Opp	W/L	P/S	Rsh	Yds	Avg	Lg	TD	Rec	Yds	TD
Sep 8	GB	W	1/1	0	0	—	—	0	2	24	0
Sep 15	at Sea	L	1/1	0	0	—	—	0	2	22	0
Sep 22	Ind	L	1/1	0	0	—	—	0	1	10	0
Sep 26	at StL	W	1/1	0	0	—	—	0	3	22	0
Oct 6	Hou	W	1/1	0	0	—	—	0	1	4	0
Oct 13	Arz	W	1/1	2	6	3.0	3	0	1	11	0
Oct 20	at Ten	W	1/1	1	1	1.0	1	0	1	9	0
Oct 27	at Jax	W	1/1	1	0	0.0	0	0	2	56	0
Nov 10	Car	L	1/1	0	0	—	—	0	1	10	0
Nov 17	at NO	L	1/1	0	0	—	—	0	2	8	0
Nov 25	at Was	W	1/1	0	0	—	—	0	0	0	0
Dec 1	StL	W	1/1	0	0	—	—	0	2	20	0
Dec 8	Sea	W	1/0	3	6	2.0	4	0	3	21	0
Dec 15	at TB	W	1/1	0	0	—	—	0	4	26	0

**PLACED ON INJURED RESERVE (Scapula) ON 12/18**

<b>TOTALS</b>			<b>14/13</b>	<b>7</b>	<b>13</b>	<b>1.9</b>	<b>3</b>	<b>0</b>	<b>25</b>	<b>243</b>	<b>0</b>
---------------	--	--	--------------	----------	-----------	------------	----------	----------	-----------	------------	----------

### 2014

Date	Opp	W/L	P/S	Rsh	Yds	Avg	Lg	TD	Rec	Yds	TD
Sep 7	at Dal	W	1/1	0	0	—	—	0	0	0	0
Sep 14	Chi	L	1/0	1	0	0.0	0	0	0	0	0
Sep 21	at Arz	L	1/0	0	0	—	—	0	0	0	0
Sep 28	Phi	W	1/0	0	0	—	—	0	0	0	0
Oct 5	KC	W	1/1	0	0	—	—	0	1	10	0
Oct 13	at StL	W	1/0	0	0	—	—	0	1	15	0
Oct 19	at Den	L	1/0	1	2	2.0	2	0	0	0	0
Nov 2	StL	L	1/1	0	0	—	—	0	1	5	0
Nov 9	at NO	W	1/1	1	3	3.0	3	0	0	0	0
Nov 16	at NYG	W	1/0	0	0	—	—	0	2	16	0
Nov 23	Was	W	1/1	0	0	—	—	0	3	40	0
Nov 27	Sea	L	1/0	0	0	—	—	0	0	0	0
Dec 7	at Oak	L	1/1	0	0	—	—	0	1	8	1
Dec 14	at Sea	L	1/1	2	4	—	4	0	4	56	0
Dec 20	SD	L	1/1	1	0	0.0	0	0	2	22	0
Dec 28	Arz	W	1/0	0	0	—	—	0	3	17	1
<b>TOTALS</b>			<b>16/8</b>	<b>6</b>	<b>9</b>	<b>1.5</b>	<b>4</b>	<b>0</b>	<b>18</b>	<b>189</b>	<b>2</b>





# KYLE NELSON

86

HT	WT	COLLEGE	TE/LS
6-2	240	NEW MEXICO STATE	
BORN 10.3.86 // CHINA SPRINGS, TX // CHINA SPRINGS HS, CHINA SPRINGS, TX 4TH YEAR // ACQUIRED FA IN '14			

## GOLDMINE

- The Nelson's family secret to football longevity? Become a specialist. Kyle says the story goes like this: "My grandfather told my dad to learn how to long snap and my dad said, 'No, I'm okay. I'll play linebacker.' He played six years in the CFL, but said if he had learned how to long snap, he would have played a little bit more. It's gotten me where I am today, so I owe a lot to my snapping coach, my grandfather and my dad for getting me started."
- Always around football, in the summers, Kyle would help his dad, Mark, when he was coaching in the NCAA and CFL. He worked as ball boy and assisted the equipment staff with laundry. At a young age, Kyle got to see tight knit locker rooms and learned how successful teams work together on and off the field. Mark's career as a football coach meant many moves for the Nelson family. Kyle was born in Norman, OK and growing up, the family moved between Tulsa, OK and Canada three times and Kyle spent time living in George, Kentucky, Arkansas, Texas, Oklahoma and New Mexico before coming to California.
- In the past, Nelson has worked with middle school football players in Phoenix, AZ, teaching them the craft of long snapping as colleges begin recruiting students specifically to fill that role. "It helps the kids get into school," he said. "We do it to get them scholarships, get their school paid for so their parents don't have to."

## NELSON'S GOLDEN NUGGETS

- Comes from a football family where he is a third generation member. His father, Mark, is the linebackers coach for the Montreal Alouettes in the Canadian Football League, with a quarter-century of coaching experience. Mark played in the CFL for six seasons and spent time coaching in the NCAA at Louisville, Arkansas Tech, Baylor and Kentucky. Kyle's grandfather, Roger, was drafted by the Washington Redskins in 1954. He played offensive tackle for 13 seasons for the CFL's Edmonton Eskimos from 1954 to 1967 and was elected into the CFL Hall of Fame in 1985.
- Growing up in Canada, the first sport he played was ice hockey. Following a move to the United States in middle school, he began playing soccer before playing football for the first time his junior year of high school.

## GOLDMINE (CONTINUED)

- In his spare time, Nelson enjoys drawing, reading and going hiking. When Kyle was growing up, his family planned hikes on the weekends where he was able to witness the landscape of Arkansas, Georgia, Texas and Arizona. It translated to painting, where Kyle draws pictures of the outdoors such as oceans, forests and mountains. "I like turning color pictures into black and white, charcoal, Sharpies," he said. "It's a nice, relaxing hobby."

## NELSON'S CAREER STATISTICS

GAMES/STARTS – 48/0; 2012 (6/0); 2013 (11/0); 2014 (16/0); 2015 (15/0)

### Additional Statistics:

Special Teams Tackles – 9: 2014 (4); 2015 (5)

### Milestones:

NFL Debut: vs. Bal. (11/25/12)

## NELSON'S TRANSACTIONS

Originally signed as an undrafted free agent by NO on 7/27/11...Waived by NO on 9/3/11...Signed to NO practice squad on 9/4/11...Waived by NO on 9/5/11...Signed to KC practice squad on 9/7/11...Waived by KC on 9/14/11...Signed to Reserve/Future contract by SF on 1/24/12...Waived by SF on 8/31/12...Signed to Phi. practice squad on 9/25/12...Waived by Phi. on 10/2/12...Signed a two-year contract with SD on 11/20/12...Waived by SD on 5/20/13...Claimed off of waivers by SF on 5/21/13...Waived by SF on 7/10/13...Claimed off of waivers by Sea. on 7/11/13...Waived by Sea. on 8/26/13...Signed by Was. on 10/15/13...Waived by Was. on 7/21/14...Signed by SF on 7/25/14...Re-signed with SF on a four-year contract through 2018 on 3/10/15.

## 2014 (SAN FRANCISCO)

- Signed with SF on 7/25, appearing as the team's long snapper in all 16 games.
- Also registered 4 tackles on special teams.

## 2013 (WASHINGTON)

- After signing with Was. on 10/15, appeared in 11 games as the team's long snapper.
- Had stints in the offseason with SD and SF before spending training camp with the Seahawks.

## 2012 (SF/PHILADELPHIA/SAN DIEGO)

- Signed a Reserve/Future contract with the 49ers (1/24) where he spent training camp before being released (8/31).
- Signed to Phi. practice squad (9/25) and was released (10/2).
- Signed a two-year contract with SD (11/20), where he finished the season, playing in 6 games as the Chargers long snapper.

## 2011 (NEW ORLEANS/KANSAS CITY)


- Spent brief stints with NO practice squad (9/4-9/5) and KC practice squad (9/7-9/14).

## COLLEGE

A TE/LS for the Aggies from 2007-10, Nelson appeared in 50 games and recorded 66 receptions for 559 yds. and 2 TDs. In 2010 he played in 12 games and caught a career-high 41 receptions for 371 yds. and 1 TD. As a junior (2009), Nelson caught 12 passes for 112 yds. and a TD. Against UTEP (9/19), he snagged two passes for 28 yds. and his first career TD reception. Nelson was also the team's long snapper on FGs. In 2008, Nelson held long snapping duties on every extra point, FG and punt for the Aggies in 12 games. He also recorded 11 receptions for 70 yds. Against Louisiana Tech (11/22), Nelson had a then career-high 5 receptions for 47 yds. Nelson played in all 13 games in 2007 as the team's back-up TE and long snapper. On the season, Nelson caught 2 passes for six yds. Was a redshirt freshman in 2006 for Tulsa.

## PERSONAL

- Graduated from China Springs HS (TX), starting at TE and he also handled the deep snap and punting duties. Accumulated 50 receptions on the season and earned first-team all-district and first-team Super CenTex honors as a TE. Received second-team all-district honors as a punter. Also lettered in basketball and track one year each.
- Born Kyle Nelson (10/3/86) in Norman, OK.
- Majored in communications.



# QUINTON PATTON

11

HT	WT	COLLEGE	WR
6-0	204	LOUISIANA TECH	
BORN 8.9.90 // LAVERGNE, TN // LAVERGNE HS, LAVERGNE, TN 3RD YEAR // ACQUIRED D-4A IN '13			

## 2015 HIGHLIGHTS

- Set single-season career highs with 29 receipts. for 361 yds. and 1 TD.
- Recorded 2 receipts. for 38 yds. vs. Bal. (10/18), hauling in the game winning 21-yd. TD pass from QB Colin Kaepernick for his first career TD.
- Registered 3 receipts. for a career-high 70 yds. vs. Atl. (11/8), including a career-long 41-yd. receipt. from QB Blaine Gabbert.
- Recorded a team-high and career-high 5 receipts. for 46 yds. at Cle. (12/13).

## GOLDMINE

- Patton grew up in a couple of rough neighborhoods around Nashville, TN, where drug use and violence ran rampant "I probably have seen everything, people getting shot, all of it," he said. Quinton's friends realized his athletic abilities and made sure he stayed on the proper path. "They'd always tell me, 'No, you're not going to get into anything because we can see you have something that we don't.'"
- Patton learned to cook from his father, Herman, who worked as a chef at Country Pride, a truck stop restaurant in Antioch, TN. "I always used to be in the kitchen, watching and learning them cook everything." Quinton's favorite dish to make is baked chicken with yams, sweet potatoes and brownies for dessert.
- At the 2011 Poinsettia Bowl, Patton showed leadership and maturity when he selflessly gave his bowl gift (a \$300 Best Buy gift card) to a Make-A-Wish Foundation kid during the bowl's community service event. Why? The child's wish was to go on a shopping spree and Patton was happy to be able to grant that child's wish.
- In addition, football helped Patton stay out of trouble. "I put so much time, so much effort in, believed in myself, and wasn't afraid to take a chance," he said. "My chance is football and I always have fun." Patton lives by advice he received from his junior college football coach: "When hard work becomes fun, success will follow. If you aren't working hard and having fun, you're not going to get anything out of it." It's evident on the practice field and in the locker room. Patton makes his friends, teammates and anyone else he encounters, put on a smile and laugh.

## PATTON'S GOLDEN NUGGETS

- He and fellow teammate, WR Bruce Ellington, visited Aspire East Palo Alto Charter School in May where the two spoke to K-12 students and took part in playground activities and arm wrestling.
- His football journey started at Coffeyville Community College (Coffeyville, KS) before transferring to Louisiana Tech to becoming a fourth-round draft pick by SF in 2013.

## PATTON'S GAME-BY-GAME

2015								
Date	Opp	W/L	P/S	Rec	Yds	Avg	Lg	TD
Sep 14	Min	W	1/0	0	0	—	—	0
Sep 20	at Pit	L	1/0	4	25	6.3	9	0
Sep 27	at Arz	L	1/0	1	7	7.0	7	0
Oct 4	GB	L	1/0	2	53	26.5	40	0
Oct 11	at NYG	L	1/0	2	6	3.0	4	0
Oct 18	Bal	W	1/0	2	38	19.0	21t	1
Oct 22	Sea	L	1/1	1	2	2.0	2	0
Nov 1	at StL	L	1/0	2	33	16.5	33	0
Nov 8	Atl	W	1/1	3	70	23.3	41	0
Nov 22	at Sea	L	1/0	2	15	7.5	15	0
Nov 29	Arz	L	1/1	1	1	1.0	1	0
Dec 6	at Chi	W	1/0	0	0	—	—	0
Dec 13	at Cle	L	1/1	5	46	9.2	13	0
Dec 20	Cin	L	1/0	3	37	12.3	16	0
Dec 27	at Det	L	1/0	1	28	28.0	28	0
Jan 3	StL							
TOTALS			15/4	29	361	12.4	41	1

Special Teams Tackles: 3

# SAN FRANCISCO 49ERS

## PATTON'S CAREER STATISTICS

YEAR	TEAM	GP	GS	NO	RECEIVING				ATT	RUSHING			
					YDS	AVG	LG	TD		YDS	AVG	LG	TD
2013	SF	6	0	3	34	11.3	29	0	1	26	26.0	26	0
2014	SF	4	0	3	44	14.7	35	0	1	20	20.0	20	0
2015	SF	15	4	29	361	12.4	41	1	1	5	5.0	5	0
<b>TOTALS</b>		<b>25</b>	<b>4</b>	<b>35</b>	<b>439</b>	<b>12.5</b>	<b>41</b>	<b>1</b>	<b>3</b>	<b>51</b>	<b>17.0</b>	<b>26</b>	<b>0</b>

### PLAYOFFS

YEAR	TEAM	GP	GS	NO	RECEIVING				ATT	RUSHING			
					YDS	AVG	LG	TD		YDS	AVG	LG	TD
2013	SF	3	0	2	25	12.5	23	0	1	-1	-1.0	-1	0
<b>TOTALS</b>		<b>3</b>	<b>0</b>	<b>2</b>	<b>25</b>	<b>12.5</b>	<b>23</b>	<b>0</b>	<b>1</b>	<b>-1</b>	<b>-1.0</b>	<b>-1</b>	<b>0</b>

### Additional Statistics:

**Special Teams Tackles – 3:** 2015 (3)

**Fumble – Lost – 1–1:** 1–1 in 2014

**Kickoff Returns – 7:** 2013 (1); 2014 (1); 2015 (5)

**Kickoff Return Yards – 168:** 2013 (7); 2014 (24); 2015 (137)

### Milestones:

**NFL Debut:** vs. GB (9/8/13); **First NFL Start:** vs. Sea. (10/22/15); **First Reception:** at StL (9/26/13 – 0-yd. pass from QB Colin Kaepernick); **First TD Reception:** vs. Bal. (10/18/15 – 21-yd. pass from QB Colin Kaepernick)

## PATTON'S CAREER HIGHS

**Receptions:** 5 at Cle. (12/12/15); Postseason – 1 (2 times) Last at Sea. (1/19/14)  
**Receiving Yards:** 70 vs. Atl. (11/8/15); Postseason – 23 at Car. (1/12/14)  
**Long Reception:** 41 vs. Atl. (11/8/15); Postseason – 23 at Car. (1/12/14)

**TD Receptions:** 1 vs. Bal. (10/18/15)  
**Rushes:** 1 (3 times) Last vs. Arz. (11/29/15)  
**Rushing Yards:** 26 at Arz. (12/29/13)  
**Long Rush:** 26 at Arz. (12/29/13)

## PATTON'S TRANSACTIONS

Originally the first of two 4th-round (128th overall) draft choices by SF in 2013.

## 2014

- Was inactive for each of the first 12 games of the season before finishing with 3 receptions for 44 yds.
- Caught his only receipt. of the game for a career-high 35 yds. vs. Arz. (12/28).

## 2013

- Made his NFL debut vs. GB (9/8).
- Patton registered 2 receptions for 34 yds. and 1 carry for 26 yds. at Arz. (12/29). In a tie game with :18 left in the 4th qtr., Patton hauled in an acrobatic 29-yd. receipt. down the sideline to setup a game-winning FG by K Phil Dawson.
- Patton recorded his first career receipt. in the postseason for 23 yds. at Car. (1/12/14 - NFC-D).

## COLLEGE

Began his collegiate career at Coffeyville Community College in Kansas before finishing at Louisiana Tech. Played in 45 career games (44 starts) and registered 261 receptions for 3,689 yds. and 33 TDs. In two seasons at Louisiana Tech, started all 25 games and tallied 183 receptions for 2,594 yds. and 24 TDs. His 24 career TD receptions ranked 3rd in school history. As a senior, Patton served as team captain in 2012, while being nicknamed "The General." He was selected Second-Team All-America from the Associated Press, First-Team All-WAC and was named WAC Offensive Player of the Year. Started all 12 games and led the Bulldogs with 104 receptions for 1,392 yds. and 13 TDs. Ranked 4th in the nation with an avg. of 116.0 rec. yds. per game. In 2011, was a First-Team All-WAC and All-Louisiana selection and was also named the state of Louisiana Newcomer of the Year. Started all 13 games and led the team with 79 receptions for 1,202 yds. and 11 TDs. At Coffeyville Community College, played in 20 games (19 starts) and recorded 78 receptions for 1,095 yds. and 9 TDs. Also added 9 carries for 103 yds., and punted 70 times for 2,731 yds. (39.0 avg.) and a net avg. of 37.5 yds. In 2010, was named the team MVP and earned First-Team All-Kansas Jayhawk Community College honors as a receiver and Second-Team honors as a punter. Started all 11 games and led the team with 55 receptions for 786 yds. and 6 TDs. Also punted 54 times for a 39.8 avg. As a freshman, played in 9 games (8 starts) and registered 23 receptions for 309 yds. and 3 TDs.

## PERSONAL

- Attended LaVergne (TN) HS and earned Class 5A All-Region IV honors as a senior.
- Born Quinton Arne Patton (8/9/90) in Nashville, TN.

## INJURY REPORT

**2013:** Inactive 8 games [vs. Hou. (10/6), vs. Arz. (10/13), at Ten. (10/20), at Jax. (10/27), vs. Car. (11/10), at NO (11/17), at Was. (11/25) and vs. StL (12/1)] with a foot injury.

## PATTON'S GAME-BY-GAME

2013									2014								
Date	Opp	W/L	P/S	Rec	Yds	Avg	Lg	TD	Date	Opp	W/L	P/S	Rec	Yds	Avg	Lg	TD
Sep 8	GB	W	1/0	0	0	—	—	0	Sep 7	at Dal	W	—	—	INACTIVE	—	—	—
Sep 15	at Sea	L	1/0	0	0	—	—	0	Sep 14	Chi	L	—	—	INACTIVE	—	—	—
Sep 22	Ind	L	1/0	0	0	—	—	0	Sep 21	at Arz	L	—	—	INACTIVE	—	—	—
Sep 26	at StL	W	1/0	1	0	0.0	0	0	Sep 28	Phi	W	—	—	INACTIVE	—	—	—
Oct 6	Hou	W	—	—	INACTIVE (Foot)	—	—	—	Oct 5	KC	W	—	—	INACTIVE	—	—	—
Oct 13	Arz	W	—	—	INACTIVE (Foot)	—	—	—	Oct 13	at StL	W	—	—	INACTIVE	—	—	—
Oct 20	at Ten	W	—	—	INACTIVE (Foot)	—	—	—	Oct 19	at Den	L	—	—	INACTIVE	—	—	—
Oct 27	at Jax	W	—	—	INACTIVE (Foot)	—	—	—	Nov 2	StL	L	—	—	INACTIVE	—	—	—
Nov 10	Car	L	—	—	INACTIVE (Foot)	—	—	—	Nov 9	at NO	W	—	—	INACTIVE	—	—	—
Nov 17	at NO	L	—	—	INACTIVE (Foot)	—	—	—	Nov 16	at NYG	W	—	—	INACTIVE	—	—	—
Nov 25	at Was	W	—	—	INACTIVE (Foot)	—	—	—	Nov 23	Was	W	—	—	INACTIVE	—	—	—
Dec 1	StL	W	—	—	INACTIVE (Foot)	—	—	—	Nov 27	Sea	L	—	—	INACTIVE	—	—	—
Dec 8	Sea	W	—	—	INACTIVE	—	—	—	Dec 7	at Oak	L	1/0	0	0	—	—	0
Dec 15	at TB	W	—	—	INACTIVE	—	—	—	Dec 14	at Sea	L	1/0	0	0	—	—	0
Dec 23	Atl	W	1/0	0	0	—	—	0	Dec 20	SD	L	1/0	2	9	4.5	5	0
Dec 29	at Arz	W	1/0	2	34	17.0	29	0	Dec 28	Arz	W	1/0	1	35	35.0	35	0
<b>TOTALS</b>			<b>6/0</b>	<b>3</b>	<b>34</b>	<b>11.3</b>	<b>29</b>	<b>0</b>	<b>TOTALS</b>			<b>4/0</b>	<b>3</b>	<b>44</b>	<b>14.7</b>	<b>35</b>	<b>0</b>

2013 Postseason								
Date	Opp	W/L	P/S	Rec	Yds	Avg	Lg	TD
Jan 5	at GB	W	1/0	0	0	—	—	0
Jan 12	at Car	W	1/0	1	23	23.0	23	0
Jan 19	at Sea	L	1/0	1	2	2.0	2	0
<b>TOTALS</b>			<b>3/0</b>	<b>2</b>	<b>25</b>	<b>12.5</b>	<b>23</b>	<b>0</b>





# ERIK PEARS

**71**

HT	WT	COLLEGE	G/T
<b>6-8</b>	<b>316</b>	<b>COLORADO STATE</b>	<b>G/T</b>
BORN 6.25.82 // DENVER, CO // KENNEDY HS, DENVER, CO 10TH YEAR // ACQUIRED FA IN '15			

## CAREER HIGHLIGHTS

- Has started all 16 games in 3 of the past 4 seasons as a member of the Buffalo Bills.
- Part of a Bills offensive line in 2013 that helped the offense rank 2nd in the NFL and led the AFC in rushing yds. per game (144.2).
- In 2012, helped block for just the 2nd Bills RB duo in franchise history to reach 800-or-more rushing yds. in a season.
- Started 16 games in 2011 as the offensive line allowed a NFL-low 23 sacks.

## 2015 HIGHLIGHTS


- Part of an offensive line group that helped the team rush for 230 total yds. vs. Min (9/14), the most in franchise history during a season opening game. The O-Line helped pave the way for RB Carlos Hyde as he rushed for a NFL Week 1-high of 168 yds. and 2 TDs.
- The 49ers offensive line did not allow a sack on 25 atts. by QB Blaine Gabbert vs. Atl. (11/8), and helped pave the way for 133 yds. rushing. It marked the first time the 49ers did not allow a sack in a game since 10/13/14 at StL (36 atts.).

## PEARS' GOLDEN NUGGETS

- Has started 55 games over the past four seasons (2011-14), including all 16 games in three of those years.
- Was a preseason Outland Trophy candidate in 2003 at Colorado State, given to college football's best interior lineman.

## GOLDMINE

- Between the 2005 and 2006 NFL seasons, Pears headed across the pond, starting in each game of a 10-game stint with the Cologne Centurions of NFL Europe. That season he earned All-NFL Europe honors as a standout offensive lineman. Behind the Pears-led offensive line, the Centurions rushed for 1,453 yds. and 9 TDs, while going over 100-or-more yds. as a team in 9 of 10 games.
- Active in the community during his time in Buffalo, Pears teamed with the Buffalo Public Schools Closing the Gap Program, taking 20 young men on a shopping spree during the holiday season, as well as the Teammates for Kids Foundation, which provides recreational, educational and health-related opportunities for underprivileged youth.
- Pears also participated in the Bills Community Ticket Program, where he was able to assist numerous young fans throughout the season. A group was on hand from the program during each game and also received food and beverage coupons compliments of Pears.



## PEARS' CAREER STATISTICS

**GAMES/STARTS – 115/100;** 2005 (0/0); 2006 (16/10); 2007 (16/16); 2008 (0/0); 2009 (12/4); 2010 (2/1); 2011 (16/16); 2012 (7/7); 2013 (16/16); 2014 (16/16); 2015 (15/15)

**POSTSEASON GAMES/STARTS – 0/0**

### Additional Statistics:

**Own Fumble Recoveries – 1:** 2015 (1)

### Milestones:

**NFL Debut:** at StL (9/10/06); **First Start:** vs. Ind. (10/29/06); **50th Career Start:** at Cle. (9/23/12); **100th Career Start:** at Det. (12/27/15)

## PEARS' TRANSACTIONS

Originally signed by Den. as an undrafted rookie FA on 5/12/05...Waived by Den. on 9/3/05...Signed to Den. practice squad on 9/4/05...Signed to Reserve/Future contract with Den. on 1/23/06...Signed a one-year contract extension with Den. through 2008 on 2/12/08...Signed with Oak. on 3/3/09...Released by Oak. on 9/8/10...Re-signed with Oak. on 9/15/10...Released by Oak. on 9/19/10...Re-signed by Oak. on 9/22/10...Released by Oak. on 9/26/10...Signed by Jax. on 10/26/10...Released by Jax. on 11/9/10...Signed a two-year contract with Buf. on 12/14/10...Placed on the Injured Reserve List on 11/6/12...Signed a three-year contract extension with Buf. through 2014 on 12/13/11...Signed a two-year contract with SF on 3/17/15.

## 2014 (BUFFALO)

- Started all 16 games in consecutive seasons for the first time in his career.
- Part of an offensive line that did not allow a sack vs. Mia. (9/14).
- Helped the offense produce a season-high 373 yds. of total offense vs. Min. (10/19).
- Appeared in his 100th career game at Oak. (12/21).

## 2013 (BUFFALO)

- Started in 16 games for the 3rd time in his career. Helped block for just the 2nd Bills RB duo in franchise history to reach 800-or-more rushing yds. in a season.
- Part of an offensive line that did not allow a sack as the offense rushed for a season-high 241 yds. vs. KC (11/3).
- Helped the offense rush for 195 yds. and 3 TDs and also did not give up a sack vs. Atl. (12/1).
- Saw his offensive line allow only one sack as the offense rushed for 203 yds. and 1 TD vs. Mia. (12/22).

## 2012 (BUFFALO)

- Saw action in 7 games, starting in each appearance.
- Helped block for a rushing attack that registered 195 yds., including a career-high 169 yds. by former Bills RB C.J. Spiller as the offensive line did not allow a sack at NYJ (9/9).
- Part of an offensive line that did not allow a sack in back-to-back weeks vs. KC (9/16). Helped the offense rush for 201 total yds.
- Registered his 50th career start at Cle. (9/23).

## 2011 (BUFFALO)

- Appeared in all 16 games, making the start in each contest. Was part of an offense that allowed a NFL-low 23 sacks while also ranking 5th (first in the AFC) averaging 4.9 yds. per carry.
- Helped the offensive unit not allow a sack vs. Oak. (9/18) as the team rushed for 217 yds.
- Paved the way for Bills RB Fred Jackson's 6th game with 100-or-more yds. on the season at Dal. (11/13).

## 2010 (OAKLAND/JACKSONVILLE/BUFFALO)

- Began the season with Oak. Also spent time with Jax. until signing with Buf. for the final 3 games of the season.
- Appeared in his first game with the Bills vs. NE (12/26).
- Started in the final game of the season at NYJ (1/2/11).

## 2009 (OAKLAND)

- Played in 12 games (4 starts), contributing on special teams.
- Made his first career start at LG vs. Den. (9/27).

## 2008 (DENVER)

- Was inactive in each of the first 7 games of the season before being placed on the Reserve/NFI List on 10/22 after undergoing an appendectomy.

## 2007 (DENVER)

- Started in all 16 games for the first time in his career. Helped the offense rank 5th in the NFL in rushing avg. (4.6) and 9th in rushing yds. per game (122.3).
- In the season opener at Buf. (9/9) helped the offense to season highs in yds. (470) and yds. per play (6.5).
- Part of an offensive effort that resulted in a season-high 223 rushing yds. on 32 carries at Ind. (9/30).

## 2006 (DENVER)

- Appeared in all 16 games (10 starts). Started the last 10 games at LT after former Broncos T Matt Lepsis was placed on the Injured Reserve List.
- Made his NFL debut at StL (9/10) on special teams.
- Registered his first career start vs. Ind. (10/29).
- Helped former Broncos RB Tatum Bell rush for a career-high 133 yds. vs. Sea. (12/3).

## 2006 NFL EUROPA (COLOGNE CENTURIONS)

- Following the 2005 season in the NFL, was allocated to NFL Europe where he earned All-NFL Europe honors with the Cologne Centurions as he started all 10 games.

## 2005 (DENVER)

- Spent the entire season on the Broncos practice squad.

## COLLEGE

Played in 48 games (40 starts) at Colorado State, starting every game in each of his final two seasons. A two-time First-Team All-Mountain West selection (2003-04), he was selected to play in the East-West Shrine Game and the Gridiron Classic following his senior season. Entering his junior season in 2003, was a preseason Outland Trophy candidate which is given to college football's best interior lineman. Named First-Team All-MWC as a junior. Started 13 of 14 games as a sophomore where he earned All-MWC honorable mention honors. Made three starts as a redshirt freshman in 2001.


## PERSONAL

- Attended Kennedy (Denver, CO) HS, where he was a two-time all-state selection. A multi-sport athlete in high school, he also won three consecutive league wrestling titles for his weight class while also participating on the school's track team.
- Majored in liberal arts.

## INJURY REPORT

**2008:** Was placed on the Reserve/NFI List on 10/22 after undergoing an appendectomy where he spent the remainder of the season.

**2012:** Inactive at Hou. (11/4) with a hip/groin injury before being placed on the Injured Reserve List on 11/6.



# BRADLEY PINION

5

HT	WT	COLLEGE	P
6-5	229	CLEMSON	P
BORN 6.1.94 // CONCORD, NC // NORTHWEST CABARRUS HS, CONCORD, NC ROOKIE // ACQUIRED D-5 IN '15			

## 2015 HIGHLIGHTS

- Punted three times in his NFL debut vs. Min. (9/14), placing two inside the 20-yd. line with an average of 46.7 yds.
- Recorded 9 punts for 433 yds. (48.1 avg.) at Chi. (12/6), including a career-long 62-yd. punt.

## GOLDMINE

- Every player has their own unique superstitions and quirks that get them ready for a game of football. For Pinion, it is all about his most important piece of equipment: the shoes. For every practice and game since high school, Pinion has tied his shoes the same way. He takes the laces on his right shoe and wraps them around the bottom, ties them and pushes the knot off to the right side, out of the way. "I like to take care of the important foot first," he says.
- While getting ready for the NFL draft, Pinion added Bikram yoga to his training regimen. In 105-degree heat with 40-percent humidity, he dropped 20 pounds. Pinion also added training at Madabolic Inc. in North Carolina, a hybrid of Cross Fit and Nine Rounds training techniques. "I really started to focus on the small things," said Pinion. "All the small things make the big picture."
- Pinion credits his longtime kicking coach Dan Orner as being the most influential person in his life. While preparing for the NFL Draft, Orner worked out side by side with Bradley, pushing him to get better every step of the way. "Just the way he handles his business and the person that he is," Pinion said. "It's something I try and mimic."
- If he wasn't playing football, Pinion would be earning his doctorate in management. With his father, Robert, being a CEO, he has always been interested in owning his own business and building relationships with consumers. However, he wouldn't be the first member of his family with a doctorate. His brother, Chris, is top five in his field and is getting his doctorate in physical chemistry at North Carolina, after earning two degrees as an undergrad at South Carolina. Pinion is two classes away from earning his degree, and after he has settled into his NFL career, he plans to finish what he started at Clemson.
- Pinion's family has a long history of serving in the military. Both of his cousins have served in Iraq, where one worked on tanks and the other went door to door assessing threats. His grandfather on his dad's side, Earl Mason, was about to have a tryout with the Dallas Cowboys as a punter, but he was drafted to serve in the Korean War, where he earned a purple heart. Pinion cites his grandfather as one of his heaviest influences in becoming a punter.

## PINION'S GOLDEN NUGGETS

- During his time at Clemson, Pinion worked closely with the "Be The Match Foundation," an organization that works to find matches within the bone marrow registry.
- After never playing pee wee football, Pinion received a football as a Christmas gift from his mother, Lorie, in middle school. His father took him out to the field and asked if he wanted to throw the ball. "I wanted to kick it. I grew up playing soccer," said Pinion. His dad put the ball on his foot like a tee, and Pinion knocked through a 35-yard field goal on his first try. "Do that again," he said. Second try, same result. "I guess you could say that it was a Christmas gift that turned into a dream," he said.

## PINION'S GAME-BY-GAME

2015												
Date	Opp	W/L	P/S	No	Yds	Avg	Net	TB	In20	Lg	Blk	
Sep 14	Min	W	1/0	3	140	46.7	43.7	0	2	52	0	
Sep 20	at Pit	L	1/0	4	171	42.8	38.8	0	1	47	0	
Sep 27	at Arz	L	1/0	6	283	47.2	44.8	0	4	56	0	
Oct 4	GB	L	1/0	6	247	41.2	38.8	0	1	59	0	
Oct 11	at NYG	L	1/0	3	138	46.0	35.7	0	0	50	0	
Oct 18	Bal	W	1/0	4	152	38.0	30.8	1	1	52	0	
Oct 22	Sea	L	1/0	9	390	43.3	42.1	0	2	54	0	
Nov 1	at StL	L	1/0	9	412	45.8	43.8	1	3	60	0	
Nov 8	Atl	W	1/0	5	241	48.2	33.0	0	0	58	0	
Nov 22	at Sea	L	1/0	7	306	43.7	43.6	0	2	52	0	
Nov 29	Arz	L	1/0	4	166	41.5	37.8	0	2	46	0	
Dec 6	at Chi	W	1/0	9	433	48.1	37.9	1	3	62	0	
Dec 13	at Cle	L	1/0	7	286	40.9	36.4	1	3	44	0	
Dec 20	Cin	L	1/0	7	284	40.6	40.7	0	3	53	0	
Dec 27	at Det	L	1/0	3	125	41.7	41.7	0	1	47	0	
Jan 3	StL											
TOTALS			15/0	86	3,774	43.9	40.7	4	28	62	0	

Special Teams Tackles – 2

## PINION'S CAREER STATISTICS

<u>YEAR</u>	<u>TEAM</u>	<u>G</u>	<u>NO</u>	<u>YDS</u>	<u>AVG</u>	<u>RET</u>	<u>YDS</u>	<u>NET</u>	<u>TB</u>	<u>IN 20</u>	<u>LG</u>	<u>BLK</u>
2015	SF	15	86	3,774	43.9	42	277	40.7	4	28	62	0
<b>TOTALS</b>		<b>15</b>	<b>86</b>	<b>3,774</b>	<b>43.9</b>	<b>42</b>	<b>277</b>	<b>40.7</b>	<b>4</b>	<b>28</b>	<b>62</b>	<b>0</b>

### Additional Statistics:

Special Teams Tackles – 2: 2015 (2)

### Milestones:

NFL Debut: vs. Min. (9/14/15); First punt inside–20: vs. Min. (9/14/15).

## PINION'S CAREER HIGHS

Punts: 9 (3 Times) Last at Chi. (12/6/15)

Long Punt: 62 at Chi. (12/6/15)

Gross Average: 48.2 vs. Atl. (11/8/15)

Inside–20: 4 at Arz. (9/27/15)

Net Average: 44.8 at Arz. (9/27/15)

## PINION'S TRANSACTIONS

Originally a 5th–round (165th overall) draft choice by SF in 2015.

**COLLEGE**

Played in 34 games and registered 140 punts for 5,754 yds., 41.1 avg., 39.2 net avg., 55 punts inside the 20 and 2 touchbacks. As a junior, played in 13 games and recorded 75 punts for 3,194 yds., 42.6 avg., 40.3 net avg., 28 punts inside the 20 and 2 touchbacks. His 28 punts inside the 20 ranks first in school history for a single season. In 2013, played in 13 games and had 56 punts for 2,205 yds., 39.4 avg., 37.8 net avg. and 24 punts inside the 20. As a freshman, played in 8 games and had 9 punts for 355 yds., 39.4 avg., 38.8 net avg. and 3 inside the 20.

**PERSONAL**

- Majored in management.
- Attended Northwest Cabarrus (Concord, NC) HS and averaged 46.1 yds. per punt, as a senior.
- Also lettered in basketball and soccer.
- Was named First-Team All-America by ESPN and Second-Team All-America by *USA Today*. He became the first Clemson kicker signee to earn *USA Today* All-America honors since Chris Gardocki in 1988.





# MIKE PURCELL

64

HT	WT	COLLEGE	NT
6-3	303	WYOMING	NT
BORN 4.20.91 // HIGHLANDS RANCH, CO // HIGHLANDS RANCH HS, HIGHLANDS RANCH, CO 2ND YEAR // ACQUIRED FA IN '13			

## 2015 HIGHLIGHTS

- Made his season debut and was part of a defensive line unit that held the Falcons to 17 yds. rushing on 14 carries (1.2 avg.) vs. Atl. (11/8). This marked the 4th fewest rushing yards allowed in a game by the 49ers since 2001.
- Notched his first career start and first career sack vs. Arz. (11/29), bringing down Cardinals QB Carson Palmer for a 4-yd. loss.

## GOLDMINE

- With WWE's WrestleMania 31 at Levi's® Stadium in March of 2015, Purcell took part in combined community efforts throughout the Bay Area. From visits to hospitals and military veteran programs, he got to meet some WWE talent such as the Big Show, Mark Henry and John Cena along the way.
- Purcell comes from a large family, as he is the youngest of five children. He has two older brothers and two older sisters. He often visits Hawaii where the majority of his family resides.

## PURCELL'S GOLDEN NUGGETS

- A criminal justice major at Wyoming, if he wasn't playing football he would take after his older brother and become a fire-fighter.
- Was a multi-sport athlete in high school, which included wrestling and track, as well as football. In addition to those sports, he also played rugby.

## PURCELL'S GAME-BY-GAME

### 2015

Date	Opp	W/L	P/S	Tot	Sol	Ast	Sk	Yds	Int	Yds	PD	FF	FR	Yds
Sep 14	Min	W	—	—	—	—	—	—	—	—	—	—	—	—
Sep 20	at Pit	L	—	—	—	—	—	—	—	—	—	—	—	—
Sep 27	at Arz	L	—	—	—	—	—	—	—	—	—	—	—	—
Oct 4	GB	L	—	—	—	—	—	—	—	—	—	—	—	—
Oct 11	at NYG	L	—	—	—	—	—	—	—	—	—	—	—	—
Oct 18	Bal	W	—	—	—	—	—	—	—	—	—	—	—	—
Oct 22	Sea	L	—	—	—	—	—	—	—	—	—	—	—	—
Nov 1	at StL	L	—	—	—	—	—	—	—	—	—	—	—	—
Nov 8	Atl	W	1/0	0	0	0	0.0	0.0	0	0	0	0	0	0
Nov 22	at Sea	L	1/0	3	2	1	0.0	0.0	0	0	0	0	0	0
Nov 29	Arz	L	1/1	3	2	1	1.0	4.0	0	0	0	0	0	0
Dec 6	at Chi	W	1/1	3	2	1	0.0	0.0	0	0	0	0	0	0
Dec 13	at Cle	L	1/0	3	2	1	0.0	0.0	0	0	0	0	0	0
Dec 20	Cin	L	1/0	3	1	2	0.0	0.0	0	0	0	0	0	0
Dec 27	at Det	L	1/0	2	2	0	0.0	0.0	0	0	0	0	0	0
Jan 3	StL													
TOTALS			7/2	17	11	6	1.0	4.0	0	0	0	0	0	0

# SAN FRANCISCO 49ERS

## PURCELL'S CAREER STATISTICS

YEAR	TEAM	GP	GS	TACKLES					YDS	INTERCEPTIONS					PD	FUMBLES		
				TOT	SOL	AST	SACKS	INT		YDS	LG	TD	FF	FR		YDS		
2013	SF	—	—	—	—	PRACTICE SQUAD			—	—	—	—	—	—	—	—		
2014	SF	2	0	2	2	0	0.0	0.0	0	0	—	0	0	0	0	0		
2015	SF	7	2	17	11	6	1.0	4.0	0	0	0	0	0	0	0	0		
TOTALS		9	2	19	13	6	1.0	4.0	0	0	—	0	0	0	0	0		

### PLAYOFFS

YEAR	TEAM	GP	GS	TACKLES					YDS	INTERCEPTIONS					PD	FUMBLES		
				TOT	SOL	AST	SACKS	INT		YDS	LG	TD	FF	FR		YDS		
2013	SF	—	—	—	—	PRACTICE SQUAD			—	—	—	—	—	—	—	—	—	
TOTALS		—	—	—	—	—	—	—	—	—	—	—	—	—	—	—	—	

### Milestones:

**NFL Debut:** vs. SD (12/20/14); **First Start:** vs. Arz. (11/29/15); **First Sack:** vs. Arz. (11/29/15 — QB Carson Palmer)

## PURCELL'S CAREER HIGHS

**Total Tackles:** 3 (4 Times) Last at Cle. (12/13/15)

**Assists:** 2 vs. Cin. (12/20/15)

**Solo:** 2 (5 Times) Last at Det. (12/27/15)

**Sacks:** 1.0 vs. Arz. (11/29/15)

## PURCELL'S TRANSACTIONS

Originally signed as an undrafted free agent by SF on 5/7/13...Waived by SF on 8/31/13...Signed to SF practice squad on 9/2/13...Signed to Reserve/Future contract with SF on 1/21/14...Waived by SF on 8/30/14...Signed to SF practice squad on 8/31/14...Promoted to the SF active roster on 12/19/14.

## 2014

- Spent the first 14 weeks on the team's practice squad and was later promoted to the active roster on 12/19.
- Made his NFL debut vs. SD (12/20) where he registered his first career tackle.

## 2013

- Spent the entire season on the 49ers practice squad.

## COLLEGE

Saw action in 42 games (36 starts) during his 4-year career at Wyoming and totaled 197 tackles, 15 TFLs, 4.0 sacks, 3 FFs, 2 FRs, 2 PDs and 3 blocked kicks. Earned First-Team All-Mountain West Conference honors as a senior, recording 83 tackles, 8 TFLs, 1.5 sacks, 2 FFs, 1 FR, 1 PD and 1 blocked kick. In 2011, registered 48 tackles, 3 TFLs, 2.0 sacks, 1 FR and 2 blocked kicks. Recorded 57 tackles, 4 TFLs, 0.5 sacks, 1 FF and 1 PD in 2010. As a freshman, notched 9 tackles.

## PERSONAL

- Attended Highlands Ranch (CO) HS, earning Second-Team All-State Class 5A honors as a senior, posting 60 solo tackles and 10.0 sacks.
- Was also ranked by Rivals.com as the No. 17 overall recruit in the state of Colorado.
- Majored in criminal justice at Wyoming.
- Mike and his wife, Christina, have one son, Kaimana.
- Born on 4/20/91 in Highlands Ranch, CO.


## PURCELL'S GAME-BY-GAME

### 2014

Date	Opp	W/L	P/S	Tot	Sol	Ast	Sk	Yds	Int	Yds	PD	FF	FR	Yds
Sep 7	at Dal	W	—	—			PRACTICE SQUAD	—	—	—	—	—	—	—
Sep 14	Chi	L	—	—			PRACTICE SQUAD	—	—	—	—	—	—	—
Sep 21	at Arz	L	—	—			PRACTICE SQUAD	—	—	—	—	—	—	—
Sep 28	Phi	W	—	—			PRACTICE SQUAD	—	—	—	—	—	—	—
Oct 5	KC	W	—	—			PRACTICE SQUAD	—	—	—	—	—	—	—
Oct 13	at StL	W	—	—			PRACTICE SQUAD	—	—	—	—	—	—	—
Oct 19	at Den	L	—	—			PRACTICE SQUAD	—	—	—	—	—	—	—
Nov 2	StL	L	—	—			PRACTICE SQUAD	—	—	—	—	—	—	—
Nov 9	at NO	W	—	—			PRACTICE SQUAD	—	—	—	—	—	—	—
Nov 16	at NYG	W	—	—			PRACTICE SQUAD	—	—	—	—	—	—	—
Nov 23	Was	W	—	—			PRACTICE SQUAD	—	—	—	—	—	—	—
Nov 27	Sea	L	—	—			PRACTICE SQUAD	—	—	—	—	—	—	—
Dec 7	at Oak	L	—	—			PRACTICE SQUAD	—	—	—	—	—	—	—
Dec 14	at Sea	L	—	—			PRACTICE SQUAD	—	—	—	—	—	—	—

### PROMOTED TO THE SF ACTIVE ROSTER ON 12/19

Dec 20	SD	L	1/0	1	1	0	0.0	0.0	0	0	0	0	0	0
Dec 28	Arz	W	1/0	1	1	0	0.0	0.0	0	0	0	0	0	0
<b>TOTALS</b>			<b>2/0</b>	<b>2</b>	<b>2</b>	<b>0</b>	<b>0.0</b>	<b>0.0</b>	<b>0</b>	<b>0</b>	<b>0</b>	<b>0</b>	<b>0</b>	<b>0</b>



# KEITH REASER

27

HT	WT	COLLEGE	CB
6-0	190	FLORIDA ATLANTIC	
BORN 7.31.91 // MIAMI, FL // KILLIAN HS, MIAMI, FL 1ST YEAR // ACQUIRED D-5B IN '14			

## 2015 HIGHLIGHTS

- Made his NFL debut vs. Min. (9/14).

## GOLDMINE

- The strength and conditioning part of football is nothing new to Reaser. He grew up a track star in high school and credits the conditioning of the sport to his success on the field. "I definitely improved my speed. I would give that advice to anybody playing football coming up that wanted to improve their speed, track definitely helps. I definitely think that's the reason I can run the way I do now." In addition to his speed, he displayed his strength at the 2014 NFL Combine. Reaser's 22 reps in the bench press were tied for the most by a cornerback.
- Growing up on the coast in Miami, FL, Reaser enjoyed both fresh and saltwater fishing. The hobby provided a challenge similar to football. "I like the competition of fishing. I don't just go by myself. I don't know exactly what I like about it. Just the challenge of catching fish. I enjoy it."

## REASER'S GOLDEN NUGGETS

- Cousin of former Washington Redskins Safety Sean Taylor. Reaser was 16 when Taylor passed away. The two would run and train together.
- At the 2014 NFL Combine, he registered 22 reps in the bench press, tied for the most by a CB.
- When he first arrived at FAU, he began on the scout team. He eventually worked his way up for the Owls and became a 5th-round draft pick by SF in the 2014 NFL Draft.

## REASER'S GAME-BY-GAME

### 2015

Date	Opp	W/L	P/S	Tot	Sol	Ast	Sk	Yds	Int	Yds	PD	FF	FR	Yds
Sep 14	Min	W	1/0	0	0	0	0.0	0.0	0	0	0	0	0	0
Sep 20	at Pit	L	1/0	0	0	0	0.0	0.0	0	0	0	0	0	0
Sep 27	at Arz	L	1/0	0	0	0	0.0	0.0	0	0	0	0	0	0
Oct 4	GB	L	1/0	2	2	0	0.0	0.0	0	0	0	0	0	0
Oct 11	at NYG	L	1/0	0	0	0	0.0	0.0	0	0	0	0	0	0
Oct 18	Bal	W	1/0	0	0	0	0.0	0.0	0	0	0	0	0	0
Oct 22	Sea	L	1/0	1	1	0	0.0	0.0	0	0	0	0	0	0
Nov 1	at StL	L	1/0	0	0	0	0.0	0.0	0	0	0	0	0	0
Nov 8	Atl	W	—	—	INACTIVE (Ankle)			—	—	—	—	—	—	—
Nov 22	at Sea	L	—	—	INACTIVE (Ankle)			—	—	—	—	—	—	—
Nov 29	Arz	L	1/0	0	0	0	0.0	0.0	0	0	0	0	0	0
Dec 6	at Chi	W	1/0	0	0	0	0.0	0.0	0	0	0	0	0	0
Dec 13	at Cle	L	1/0	0	0	0	0.0	0.0	0	0	0	0	0	0
Dec 20	Cin	L	1/0	0	0	0	0.0	0.0	0	0	0	0	0	0
Dec 27	at Det	L	—	—	DID NOT PLAY			—	—	—	—	—	—	—
Jan 3	StL													
TOTALS			12/0	3	3	0	0.0	0.0	0	0	0	0	0	0

Special Teams Tackles: 1

## REASER'S CAREER STATISTICS

YEAR	TEAM	GP	GS	TACKLES					YDS	INTERCEPTIONS					FUMBLES		
				TOT	SOL	AST	SACKS	INT		YDS	LG	TD	PD	FF	FR	YDS	
2014	SF	—	—	—	RESERVE/NON-FOOTBALL INJURY					—	—	—	—	—	—	—	
2015	SF	12	0	3	3	0	0.0	0.0	0	0	—	0	0	0	0	0	
TOTALS		12	0	3	3	0	0.0	0.0	0	0	—	0	0	0	0	0	

### Additional Statistics:

**Special Teams Tackles:** 1— 2015 (1)

### Milestones:

**NFL Debut:** vs. Min. (9/14/15)

## REASER'S CAREER HIGHS

**Total Tackles:** 2 vs. GB (10/4/15)

**Solo:** 2 vs. GB (10/4/15)

## REASER'S TRANSACTIONS

Originally the second of two 5th-round (170th overall) draft choices by SF in 2014...Placed on the Reserve/Non-Football Injury List on 8/25/14.



## 2014

- Placed on the Reserve/Non-Football Injury List on 8/25 where he spent the entire season.

## COLLEGE

Played in 40 games (32 starts) for the Owls and registered 158 tackles, 7 TFLs, 5 INTs, 1 FR and 14 PDs. As a senior, played in 6 games (5 starts), recording 26 tackles, 2 TFLs and 4 PDs before suffering a knee injury that sidelined him for the remainder of the season. In 2012, started all 12 games and tallied 45 tackles, 1.5 TFLs, 2 INTs, 1 FR and 3 PDs. As a sophomore, started all 12 games and notched 61 tackles, 2.5 TFLs, 2 INTs and 7 PDs. In 2010, played in 10 games (3 starts) and registered 26 tackles, 1 TFL and 1 INT.

## PERSONAL

- Cousin of the late Washington Redskins S Sean Taylor.
- Attended Killian (Miami, FL) HS where he earned First-Team All-Dade County and second-team all-state honors as a senior.
- Also ran track, specializing in the 4X100 and the 200.
- Born Keith Reaser (7/31/91) in Miami, FL.

## INJURY REPORT

**2014:** Placed on the Reserve/Non-Football Injury List on 8/25.

**2015:** Inactive vs. Atl. (11/8) and at Sea. (11/22) with an ankle injury.



# ERIC REID

35

HT	WT	COLLEGE	S
6-1	213	LOUISIANA STATE	S
BORN 12.10.91 // GEISMAR, LA // DUTCHTOWN HS, GEISMAR, LA 3RD YEAR // ACQUIRED D-1 IN '13			

## AWARDS & HONORS

**2013:** Pro Bowl, Thomas Herrion Memorial Award, PFWA All-Rookie Team



## CAREER HIGHLIGHTS

- In 2013, Reid was one of only three players in the NFL to record 4-or-more INTs and 2-or-more FRs (LB Kiko Alonso 4 INTs/2 FRs; CB Alterraun Verner 5 INTs/2 FRs).

## 2015 HIGHLIGHTS

- Registered a career-high 13 tackles at Sea. (11/22).
- Recorded 9 tackles and his first career FF at Cle. (12/13), knocking the ball loose from Browns WR Brian Hartline.
- Registered the first sack of his career vs. Cin. (12/20), taking down McCarron for a three-yard loss.

## GOLDMINE

- In May of 2015, Reid hosted his inaugural "Eric Reid Invitational," a golf tournament which raised money for the Baton Rouge Sickle Cell Anemia Foundation. The event brought in more than \$70,000 throughout the week-end.
- Ironically, after choosing to stay local for college, Reid hoped to be drafted by the 49ers so he could be in Northern California's Bay Area. Eric's mother, Sharon Guillory-Reid, works as a traveling nurse. Since Eric was in middle school in 2004, she has been traveling back and forth from Baton Rouge, LA, and the Bay Area, working in hospitals in Oakland, San Jose and San Leandro, staying in each city two to three weeks at a time. Now, Eric remains close to his mother and has insight on the area.
- Growing up, Eric's parent's taught him the importance of hard work, the value of money and focusing on strong academics. His mother expected him to earn straight A's. When Reid wanted money to buy things, his parents made him get a job. He worked at a water park when he was 15 and at Wal-Mart at age 16. He would work four to eight hours a week, even between his regular high school football practices. Sharon bought him a 2001 Honda Civic, which the family still owns. But Eric had one ultimatum, if he wanted gas to be able to drive the car, he'd have to learn to budget his expenses.



## REID'S GOLDEN NUGGETS

- Was the recipient of the Thomas Herrion Memorial Award in 2013, given by the 49ers coaches to the rookie or first-year player who has taken advantage of every opportunity and turned it into a positive situation.
- Prior to WrestleMania 31 held at Levi's® Stadium, along with WWE Superstars, spoke to students about being an ally along with bullying intervention in March of 2015.
- A 2013 Pro Bowl selection, he was the first 49ers rookie safety in franchise history to be named to the Pro Bowl.

## REID'S GAME-BY-GAME

### 2015

Date	Opp	W/L	P/S	Tot	Sol	Ast	Sk	Yds	Int	Yds	PD	FF	FR	Yds	
Sep 14	Min	W	1/1	2	2	0	0.0	0.0	0	0	0	0	0	0	
Sep 20	at Pit	L	1/1	4	3	1	0.0	0.0	0	0	1	0	0	0	
Sep 27	at Arz	L	1/1	5	2	3	0.0	0.0	0	0	0	0	0	0	
Oct 4	GB	L	1/1	5	4	1	0.0	0.0	0	0	0	0	0	0	
Oct 11	at NYG	L	1/1	4	2	2	0.0	0.0	0	0	0	0	0	0	
Oct 18	Bal	W	1/1	6	3	3	0.0	0.0	0	0	1	0	0	0	
Oct 22	Sea	L	1/1	3	2	1	0.0	0.0	0	0	1	0	0	0	
Nov 1	at StL	L	1/1	3	2	1	0.0	0.0	0	0	1	0	0	0	
Nov 8	Atl	W	1/1	5	5	0	0.0	0.0	0	0	0	0	0	0	
Nov 22	at Sea	L	1/1	13	9	4	0.0	0.0	0	0	0	0	0	0	
Nov 29	Arz	L	1/1	3	3	0	0.0	0.0	0	0	1	0	0	0	
Dec 6	at Chi	W	1/1	3	3	0	0.0	0.0	0	0	0	0	0	0	
Dec 13	at Cle	L	1/1	9	8	1	0.0	0.0	0	0	0	1	0	0	
Dec 20	Cin	L	1/1	4	3	1	1.0	3.0	0	0	0	0	0	0	
Dec 27	at Det	L	1/1	6	6	0	0.0	0.0	0	0	0	0	0	0	
Jan 3	StL														
TOTALS				15/15	75	57	18	1.0	3.0	0	0	5	1	0	0

Special Teams Tackles: 5

## GOLDMINE (CONTINUED)

- In addition to instilling high character into Eric, his mother made an impact on the gridiron. Sharon also played tackle football, spending one season for the Baton Rouge Wildcats of the Women's American Football League. She played tight end and defensive end in the full-contact, tackle league. However, the Wildcats only lasted one season when the team folded due to Hurricane Katrina.

# SAN FRANCISCO 49ERS

## REID'S CAREER STATISTICS

YEAR	TEAM	GP	GS	TACKLES					INTERCEPTIONS					FUMBLES		
				TOT	SOL	AST	SACKS	YDS	INT	YDS	LG	TD	PD	FF	FR	YDS
2013	SF	16	16	92	69	23	0.0	0.0	4	54	53	0	11	0	1	0
2014	SF	15	15	55	39	16	0.0	0.0	3	138	73	0	7	0	0	0
2015	SF	15	15	75	57	18	1.0	3.0	0	0	—	0	5	1	0	0
<b>TOTALS</b>		<b>46</b>	<b>46</b>	<b>232</b>	<b>165</b>	<b>57</b>	<b>1.0</b>	<b>3.0</b>	<b>7</b>	<b>192</b>	<b>73</b>	<b>0</b>	<b>23</b>	<b>1</b>	<b>1</b>	<b>0</b>

YEAR	TEAM	GP	GS	TACKLES					INTERCEPTIONS					FUMBLES		
				TOT	SOL	AST	SACKS	YDS	INT	YDS	LG	TD	PD	FF	FR	YDS
2013	SF	3	3	17	11	6	0.0	0.0	0	0	—	0	1	0	0	0
<b>TOTALS</b>		<b>3</b>	<b>3</b>	<b>17</b>	<b>11</b>	<b>6</b>	<b>0.0</b>	<b>0.0</b>	<b>0</b>	<b>0</b>	<b>—</b>	<b>0</b>	<b>1</b>	<b>0</b>	<b>0</b>	<b>0</b>

### Additional Statistics:

**Special Teams Tackles** – 15: 2013 (7); 2014 (3); 2015 (5)

**Special Teams Fumble Recoveries** – 1: 2013 (1)

### Milestones:

**NFL Debut:** vs. GB (9/8/13); **First Start:** vs. GB (9/8/13); **First INT:** vs. GB (9/8/13 – QB Aaron Rodgers); **First FR:** vs. Arz. (10/13/13 – WR Larry Fitzgerald); **First FF:** at Cle. (12/13/15 – WR Brian Hartline); **First Sack:** vs. Cin. (12/20/15 – QB AJ McCarron);

## REID'S CAREER HIGHS

**Total Tackles:** Regular Season – 13 at Sea. (11/22/15); Postseason – 10 at GB (1/5/14)

**Solo:** Regular Season – 9 at Sea. (11/22/15); Postseason – 8 at GB (1/5/14)

**Assists:** Regular Season – 4 at Sea. (11/22/15); Postseason – 3 at Sea. (1/19/14)

**Sacks:** 1.0 vs. Cin. (12/20/15)

**Passes Defensed:** Regular Season – 2 at NYG (11/16/14); Postseason – 1 at Car. (1/12/14)

**Interceptions:** 1 (7 times) Last at Sea. (12/14/14)

**Interception Yards:** 73 at Sea. (12/14/14)

**Long Interception Return:** 53 vs. Arz. (10/13/13)

**Forced Fumbles:** 1 at Cle. (12/13/15)

**Fumble Recoveries:** 1 vs. Arz. (10/13/13)

## REID'S TRANSACTIONS

Originally a 1st-round (18th overall) draft choice by SF in 2013.

## 2014

- Intercepted a pass by Cowboys QB Tony Romo in the 1st qtr. at Dal. (9/7). He returned the INT 48 yds. to the Dal. 2-yd. line. Reid has now registered an INT in each of his two season openers.
- As time expired in the first half, intercepted Seahawks QB Russell Wilson for his 3rd INT of the season and 7th of his career, and returned the pick 73 yds. It marked the longest INT return of his career and the longest by a 49er since LB NaVorro Bowman's 89-yd. INT return vs. Atl. (12/23/13).

## 2013

- Made his NFL debut vs. GB (9/8), recording 7 tackles, 1 INT, 1 PD and 1 special teams tackle. His first career INT came off of Packers QB Aaron Rodgers. Reid became the first 49ers rookie to intercept a pass on opening day since both DB Don Griffin and CB Tim McKyer each registered an INT at TB (9/7/86).
- Registered his 2nd INT of the season, picking off a pass by Seahawks QB Russell Wilson vs. Sea. (9/15). According to the Elias Sports Bureau, Reid is the only 49ers rookie, since the merger in 1970, to register an INT in each of the team's first 2 games. The last rookie in the NFL to register an INT in the team's first 2 games was Phi. S Nate Allen in 2010.
- Tallied 1 INT vs. Arz. (10/13), his 3rd of the season, picking off QB Carson Palmer and returning it 53 yds to the Cardinals 7-yd. line. Also recorded his first career FR, recovering a fumble by Arz. WR Larry Fitzgerald. The takeaway led to a 6-yd. TD run by RB Kendall Hunter.
- The 49ers defense held Was. (11/25) to just 76 net yds. passing, the fewest net passing yds. San Francisco has allowed since 11/19/12 vs. Chi. (58 net yds. passing).

## COLLEGE

Played in 39 games (29 starts) for the Tigers and amassed 199 tackles, 11 PDs, 6 INTs, 4.5 tackles for loss, 2 FRs and 2 FFs. As a senior, earned First-Team All-America honors from the American Football Coaches Association, Football Writers Association and ESPN, and Second-Team All-America honors by the Associated Press and *Sports Illustrated*. Also named First-Team All-SEC. Voted permanent team captain by the players, started all 13 games and tallied 91 tackles, 2 INTs, 1 FR and 7 PDs. In 2011, named First-Team All-America by The NFL Draft Reports and was also named Second-Team All-SEC by the Associated Press. Started 13 games and tied for the team lead with 76 tackles, while adding 2 INTs, 2 FFs, 1 FR and 3 PDs. As a freshman, played in 13 games (3 starts) and registered 32 tackles, 2 INTs and 1 PD.

## PERSONAL

- Member of the All-SEC Academic Honor Roll in 2011 and 2012.
- Attended Dutchtown (Geismar, LA) HS and was a member of the Rivals.com Top 100 team and rated as the top defensive player in the state of Louisiana.
- As a senior, was a Louisiana Class 5A All-State selection, registering 45 tackles and 3 INTs.
- Reid's father, Eric Reid, Sr., was a three-time All-American hurdler for LSU from 1984-87 and is a member of the LSU Athletic Hall of Fame.
- Eric has a daughter, LeiLani.
- Born Eric Todd Reid (12/10/91) in Baton Rouge, LA.
- Majored in business administration.

## INJURY REPORT

**2014:** Inactive vs. Arz. (12/28) with a concussion.

## REID'S GAME-BY-GAME

2013														
Date	Opp	W/L	P/S	Tot	Sol	Ast	Sk	Yds	Int	Yds	PD	FF	FR	Yds
Sep 8	GB	W	1/1	7	7	0	0.0	0.0	1	0	1	0	0	0
Sep 15	at Sea	L	1/1	2	2	0	0.0	0.0	1	1	1	0	0	0
Sep 22	Ind	L	1/1	6	4	2	0.0	0.0	0	0	1	0	0	0
Sep 26	at StL	W	1/1	2	0	2	0.0	0.0	0	0	0	0	0	0
Oct 6	Hou	W	1/1	9	7	2	0.0	0.0	0	0	1	0	0	0
Oct 13	Arz	W	1/1	7	5	2	0.0	0.0	1	53	1	0	1	0
Oct 20	at Ten	W	1/1	5	3	2	0.0	0.0	0	0	0	0	0	0
Oct 27	at Jax	W	1/1	9	8	1	0.0	0.0	0	0	1	0	0	0
Nov 10	Car	L	1/1	1	1	0	0.0	0.0	0	0	0	0	0	0
Nov 17	at NO	L	1/1	7	5	2	0.0	0.0	0	0	1	0	0	0
Nov 25	at Was	W	1/1	7	4	3	0.0	0.0	0	0	1	0	0	0
Dec 1	StL	W	1/1	5	3	2	0.0	0.0	0	0	1	0	0	0
Dec 8	Sea	W	1/1	6	5	1	0.0	0.0	0	0	0	0	0	0
Dec 15	at TB	W	1/1	5	4	1	0.0	0.0	1	0	1	0	0	0
Dec 23	Atl	W	1/1	3	2	1	0.0	0.0	0	0	0	0	0	0
Dec 29	at Arz	W	1/1	11	9	2	0.0	0.0	0	0	1	0	0	0
<b>TOTALS</b>			<b>16/16</b>	<b>92</b>	<b>69</b>	<b>23</b>	<b>0.0</b>	<b>0.0</b>	<b>4</b>	<b>54</b>	<b>11</b>	<b>0</b>	<b>1</b>	<b>0</b>
2013 Postseason														
Date	Opp	W/L	P/S	Tot	Sol	Ast	Sk	Yds	Int	Yds	PD	FF	FR	Yds
Jan 5	at GB	W	1/1	10	8	2	0.0	0.0	0	0	0	0	0	0
Jan 12	at Car	W	1/1	2	1	1	0.0	0.0	0	0	1	0	0	0
Jan 19	at Sea	L	1/1	5	2	3	0.0	0.0	0	0	0	0	0	0
<b>TOTALS</b>			<b>3/3</b>	<b>17</b>	<b>11</b>	<b>6</b>	<b>0.0</b>	<b>0.0</b>	<b>0</b>	<b>0</b>	<b>1</b>	<b>0</b>	<b>0</b>	<b>0</b>
2014														
Date	Opp	W/L	P/S	Tot	Sol	Ast	Sk	Yds	Int	Yds	PD	FF	FR	Yds
Sep 7	at Dal	W	1/1	6	3	3	0.0	0.0	1	48	1	0	0	0
Sep 14	Chi	L	1/1	0	0	0	0.0	0.0	0	0	0	0	0	0
Sep 21	at Arz	L	1/1	3	2	1	0.0	0.0	0	0	0	0	0	0
Sep 28	Phi	W	1/1	2	1	1	0.0	0.0	0	0	0	0	0	0
Oct 5	KC	W	1/1	7	4	3	0.0	0.0	0	0	0	0	0	0
Oct 13	at StL	W	1/1	4	4	0	0.0	0.0	0	0	1	0	0	0
Oct 19	at Den	L	1/1	0	0	0	0.0	0.0	0	0	0	0	0	0
Nov 2	StL	L	1/1	5	2	3	0.0	0.0	0	0	0	0	0	0
Nov 9	at NO	W	1/1	7	5	2	0.0	0.0	0	0	1	0	0	0
Nov 16	at NYG	W	1/1	5	4	1	0.0	0.0	1	17	2	0	0	0
Nov 23	Was	W	1/1	5	4	1	0.0	0.0	0	0	1	0	0	0
Nov 27	Sea	L	1/1	4	4	0	0.0	0.0	0	0	0	0	0	0
Dec 7	at Oak	L	1/1	3	2	1	0.0	0.0	0	0	0	0	0	0
Dec 14	at Sea	L	1/1	3	3	0	0.0	0.0	1	73	1	0	0	0
Dec 20	SD	L	1/1	1	1	0	0.0	0.0	0	0	0	0	0	0
Dec 28	Arz	W	—	INACTIVE (Concussion)				—	—	—	—	—	—	—
<b>TOTALS</b>			<b>15/15</b>	<b>55</b>	<b>39</b>	<b>16</b>	<b>0.0</b>	<b>0.0</b>	<b>3</b>	<b>138</b>	<b>7</b>	<b>0</b>	<b>0</b>	<b>0</b>



# IAN SILBERMAN

62

HT	WT	COLLEGE	OL
6-5	306	BOSTON COLLEGE	
BORN 10.10.92 // ORANGE PARK, FL // FLEMING ISLAND HS, ORANGE PARK, FL ROOKIE // ACQUIRED D-6 IN '15			

## 2015 HIGHLIGHTS

- Made his NFL debut and was part of an offensive line group that helped the team rush for 230 total yds. vs. Min (9/14), the most in franchise history during a season opening game. The O-Line helped pave the way for RB Carlos Hyde as he rushed for a NFL Week 1-high of 168 yds. and 2 TDs.

## GOLDMINE

- Silberman was named one of 28 first-team recipients of the Academic Momentum Award in conjunction with the National Consortium for Academics and Sports (NCAS) in 2013. The NCAS "provides opportunities for current and former student-athletes to continue their pursuit of higher education, while working in the community with children to address social issues."
- Silberman wants to stay around the game of football after his career is over by becoming a coach. Currently, Silberman visits high schools in his hometown and volunteers his time teaching students the techniques he has learned in the weight room, during film study and on the field in practice.

## SILBERMAN'S GOLDEN NUGGETS

- Began his collegiate career at Florida before graduating with a degree in family, youth and community science and used his final season of eligibility at Boston College where he earned Third-Team All-ACC honors.
- His parents each spent more than 20 years serving in the Navy as is mother, Stephanie, served 24 years and his father, Warren, served 21 years.

## SILBERMAN'S CAREER STATISTICS

GAMES/STARTS – 1/0; 2015 (1/0)

### Milestones:

NFL Debut: vs. Min. (9/14/15).

## SILBERMAN'S TRANSACTIONS

Originally a 6th-round (190th overall) draft choice by SF in 2015.




**COLLEGE**

Played in 32 games (19 starts) for Boston College and the Florida Gators. As a senior with the Eagles, started all 12 games and earned Third-Team All-ACC honors. Was a key member of the offensive line that produced the 14th-best rushing attack in the nation, averaging 251.8 yds. per game, second-best in the ACC. Helped pave the way for QB Tyler Murphy to break the ACC single-season record for rushing yds. by a QB (1,079) and BC's career QB rushing yds. record. Appeared in 20 games (7 starts) with the Gators from 2010-13. In 2013, played in 8 games (4 starts). As a junior, appeared in 8 games (3 starts). In 2011, played in 3 games for Florida and played in 1 game in 2010.

**PERSONAL**

- Graduated with a degree in family, youth and community science from Florida in 2013.
- Enrolled in the Wood College of Advancing Studies at Boston College.
- Was the recipient of The Charles R. and Judith Laverty Scholarship Fund at Boston College.
- Attended Fleming Island (Orange Park, FL) HS, where he led the Golden Eagles to a 10-2 record as a senior, and advanced to the FHSAA Regional finals.
- As a junior, was named FSWA 4A second-team all-state, first-team all-area and first-team all-county.
- Both of his parents spent more than 20 years serving in the Navy. His mother, Stephanie, served 24 years and his father, Warren, served 21 years.



# JEROME SIMPSON

14

HT	WT	COLLEGE	WR
6-2	190	COASTAL CAROLINA	
BORN 2.4.86 // REIDSVILLE, NC // REIDSVILLE HS, REIDSVILLE, NC 6TH YEAR // ACQUIRED FA IN '15			

## CAREER HIGHLIGHTS

- Set a career high of 726 rec. yds. in 2013 with the Vikings, and was 2 receipts. shy of his career best (50).
- Caught a pass in 27 of the 28 games he played with Minnesota, including a string of 26 straight games with a receipt. (10/21/12 vs. Arz. to 12/29/13 vs. Det.).
- Had a career-high 50 receipts. with Cin. in 2011. Also ranked 2nd on the team in rec. yds. (725) and TDs (4) and 3rd in receipts.

## 2015 HIGHLIGHTS

- Made his 49ers debut at StL (11/1), and hauled in 3 receipts. for 34 yds.
- Caught a 6-yd. TD from QB Blaine Gabbert at Cle. (12/13), marking his first TD receipt. of the season and 9th of his career.

## GOLDMINE

- During the 2013 offseason, Simpson began designing and making his own clothes. From printing patterns to sewing the actual garments, he involved himself with all facets of the clothing industry. He later established Simpson's Custom Apparel which offers many different varieties of clothes and other accessories for men, women and kids. For more information, visit JSimpso.com.
- A versatile athlete at Coastal Carolina, he set school records for the long jump and high jump on the team's track & field team.



## SIMPSON'S GOLDEN NUGGETS

- Became well know for his 19-yard touchdown reception against the Arizona Cardinals on December 24, 2011 as a member of the Cincinnati Bengals. He executed a full front flip, landing on his feet after leaping over Cardinals LB Daryl Washington across the goal line for the touchdown.
- Involvement in the community has been a passion for Simpson throughout his NFL career. He often would host football camps for kids in his hometown, helping them with their 40-yard dash times and broad jumps along with receiving drills.

## SIMPSON'S GAME-BY-GAME

### 2015

Date	Opp	W/L	P/S	Rec	Yds	Avg	Lg	TD
Sep 14	Min	W	—	RESERVE/SUSPENDED	—	—	—	—
Sep 20	at Pit	L	—	RESERVE/SUSPENDED	—	—	—	—
Sep 27	at Arz	L	—	RESERVE/SUSPENDED	—	—	—	—
Oct 4	GB	L	—	RESERVE/SUSPENDED	—	—	—	—
Oct 11	at NYG	L	—	RESERVE/SUSPENDED	—	—	—	—
Oct 18	Bal	W	—	RESERVE/SUSPENDED	—	—	—	—
Oct 22	Sea	L	—	ROSTER EXEMPTION	—	—	—	—
Nov 1	at StL	L	1/0	3	34	11.3	16	0
Nov 8	Atl	W	1/1	0	0	—	—	0
Nov 22	at Sea	L	—	—	INACTIVE	—	—	—
Nov 29	Arz	L	1/0	0	0	—	—	0
Dec 6	at Chi	W	—	—	INACTIVE	—	—	—
Dec 13	at Cle	L	1/0	2	20	10.0	14	1
Dec 20	Cin	L	1/0	0	0	—	—	0
Dec 27	at Det	L	—	—	INACTIVE	—	—	—
Jan 3	StL							
TOTALS			5/1	5	54	10.8	16	1

# SAN FRANCISCO 49ERS

## SIMPSON'S CAREER STATISTICS

YEAR	TEAM	GP	GS	RECEIVING					RUSHING				
				NO	YDS	AVG	LG	TD	ATT	YDS	AVG	LG	TD
2008	CIN	6	1	1	2	2.0	2	0	0	0	—	—	0
2009	CIN	2	0	0	0	—	—	0	0	0	—	—	0
2010	CIN	5	3	20	277	13.9	59t	3	1	2	2.0	2	0
2011	CIN	16	14	50	725	14.5	84	4	0	0	—	—	0
2012	MIN	12	10	26	274	10.5	33	0	0	0	—	—	0
2013	MIN	16	8	48	726	15.1	51	1	0	0	—	—	0
2014	Out of Football												
2015	SF	5	1	5	54	10.8	16	1	0	0	—	—	0
TOTALS		62	37	150	2,058	13.7	84	9	1	2	2.0	2	0

### PLAYOFFS

YEAR	TEAM	GP	GS	RECEIVING					RUSHING				
				NO	YDS	AVG	LG	TD	ATT	YDS	AVG	LG	TD
2011	CIN	1	1	3	33	11.0	16	0	0	0	—	—	0
2012	MIN	1	1	2	21	10.5	13	0	0	0	—	—	0
TOTALS		2	2	5	54	10.8	16	0	0	0	—	—	0

### Additional Statistics:

**Fumble – Lost – 5–3:** 2–2 in 2010, 2–1 in 2012, 1–0 in 2013

### Milestones:

**NFL Debut:** at Bal. (9/7/08); **First Start:** at Ind. (12/7/08); **First Reception:** vs. Pit. (10/19/08 – 2-yd. pass from QB Jordan Palmer); **First TD Reception:** vs. SD (12/26/10 – 10-yd. TD pass from QB Carson Palmer); **100–yd. Games:** 7, Last vs. Pit. (9/29/13 – 124 yds.); **Reached 1,000 rec. yds:** vs. Bal. (1/1/12 – 23-yd. pass from QB Andy Dalton); **Reached 2,000 rec. yds:** vs. Det. (12/29/13 – 7-yd. pass from QB Matt Cassel)

## SIMPSON'S CAREER HIGHS

**Receptions:** Regular Season – 12 at Bal. (1/2/11); Postseason – 3 at Hou. (1/7/12)

**Receiving Yards:** Regular Season – 152 at Bal. (11/20/11); Postseason – 33 at Hou. (1/7/12)

**Rushes:** 1 at Bal. (1/2/11)

**Long Rush:** 2 at Bal. (1/2/11)

**Long Reception:** Regular Season – 84 at Den. (9/18/11); Postseason – 16 at Hou. (1/7/12)

**TD Receptions:** Regular Season – 2 vs. SD (12/26/12)

## SIMPSON'S TRANSACTIONS

Originally drafted in the 2nd round (46th overall) by Cin. in the 2008 NFL Draft...Signed a one-year contract with Min. on 4/26/12...Given 3-game suspension on 6/11/12...Re-signed with Min. on a one-year contract on 3/12/13...Re-signed with Min. on a one-year contract on 3/14/14...Given 3-game suspension on 8/29/14...Released by Min. on 9/18/14...Signed a two-year contract with SF on 3/5/15...Placed on the Reserve/Suspended List on 9/5/15.

## 2013 (MINNESOTA)

- Set a career high with 726 rec. yds. in 16 games played (8 starts) while registering at least 1 recept. in each game.
- Registered 7 receipts. for a game-high 140 yds. (20.0 avg.) in the season opener at Det. (9/8).
- During a NFL's International Series game vs. Pit. in London (9/29), had 7 receipts. for a game-high 124 yds.
- Caught 4 passes for 48 yds. and 1 TD at Bal. (12/8).
- Went over 2,000 career rec. yds. on a 7-yd. pass from QB Matt Cassel vs. Det. (12/29).

## 2012 (MINNESOTA)

- Saw action in 12 games (10 starts), along with a start in the team's lone playoff game. Finished the season with 26 receipts. for 274 yds.. Had at least 1 recept. in each of the last 10 games.
- In his first game as a member of the Vikings, registered a season-high 50 rec. yds. on 4 receipts. in a Week 4 victory at Det. (9/30).
- Had 2 receipts. for 21 yds. at GB (1/5/13 - NFC - WC).

## 2011 (CINCINNATI)

- Played in all 16 games while starting a career-high 14. Registered career highs in both receipts. (50) and TDs (4), finishing the season with 725 yds.
- Had a game-high 136 rec. yds. on 4 receipts. (34.0 avg.) including a career-long 84-yd. recept. at Den. (9/18).
- Led the team with 6 receipts. for 101 yds. vs. Ind. (10/16).
- Registered 1 TD recept. in back-to-back games at Sea. (10/30) and at Ten. (11/6).
- Caught 8 passes for a single game career-high 152 yds. (19.0 avg.) at Bal. (11/20).
- Reached 1,000 rec. yds. for his career on a 23-yd. pass from QB Andy Dalton vs. Bal. (1/1/12).
- Registered 3 receipts. for 33 yds. in his first career playoff game (1/7/12 - AFC - WC).

## 2010 (CINCINNATI)

- Appeared in 5 games, starting the final 3 contests. Finished the season with 277 rec. yds. and 3 TDs.
- Recorded the first 100-yd. game and first 2 TDs of his career vs. SD (12/26). Finished with 6 receipts. for 124 yds. (20.7 avg.) and 2 TDs. Registered the longest TD recept. of his career with a 59-yd. TD.
- Had his second-consecutive game with 100-or-more yds. going for 123 yds. and 1 TD on a career-high 12 receipts. at Bal. (1/2/11).

## 2009 (CINCINNATI)

- Played in 2 games on the season, at SD (12/20) and at NYJ (1/3/10).

## 2008 (CINCINNATI)

- Appeared in 6 games (1 start) as a rookie, finishing with 1 recept. for 2 yds.
- Made his NFL debut at Bal. (9/7).
- Recorded his first career recept. vs. Pit. (10/19).
- Registered his first career start at Ind. (12/7).

## COLLEGE

Played for a Coastal Carolina program from 2004-07 that saw its first football season in 2003. Scored a Big South record 2,720 rec. yds. and 44 TDs in his 45 games played. As a junior, led the Big South Conference with 1,077 rec. yds. and 16 TDs. Was named Big South Freshman of the Year in 2004. Also excelled in track, setting Coastal Carolina school records in the high jump and long jump while running on a 4x100 relay team that went to the 2007 NCAA Outdoor Championships.

## PERSONAL

- Was the runner-up for North Carolina Mr. Football honors as a senior at Reidsville (NC) HS while being selected to the North Carolina Shrine Game. He led the football team to consecutive state titles as a junior and senior.
- A multi-sport athlete in high school, was part of his school's first basketball state title as a senior where he was named MVP of the championship game. Also ran on a state-championship 4x400 relay team.
- Born Jerome Louis Simpson (2/4/86) in Reidsville, NC.
- Majored in computer technology.

## INJURY REPORT

**2008:** Inactive for 4-consecutive games [at Hou. (10/26), vs. Jax. (11/2), vs. Phi. (11/16) and at Pit. (11/20)] with an ankle injury.

**2009:** Inactive vs. Hou. (10/18) due to an illness.

**2012:** Inactive at Was. (10/14) with a back/foot injury.

# SAN FRANCISCO 49ERS

## SIMPSON'S GAME-BY-GAME

### 2008 (Cincinnati)

Date	Opp	W/L	P/S	Rec	Yds	Avg	Lg	TD
Sep 7	at Bal	L	1/0	0	0	—	—	0
Sep 14	Ten	L	1/0	0	0	—	—	0
Sep 21	at NYG	L	—	—	INACTIVE	—	—	—
Sep 28	Cle	L	1/0	0	0	—	—	0
Oct 5	at Dal	L	—	—	INACTIVE	—	—	—
Oct 12	at NYJ	L	—	—	INACTIVE	—	—	—
Oct 19	Pit	L	1/0	1	2	2.0	2	0
Oct 26	at Hou	L	—	—	INACTIVE (Ankle)	—	—	—
Nov 2	Jax	W	—	—	INACTIVE (Ankle)	—	—	—
Nov 16	Phi	T	—	—	INACTIVE (Ankle)	—	—	—
Nov 20	at Pit	L	—	—	INACTIVE (Ankle)	—	—	—
Nov 30	Bal	L	1/0	0	0	—	—	0
Dec 7	at Ind	L	1/1	0	0	—	—	0
Dec 14	Was	W	—	—	INACTIVE	—	—	—
Dec 21	at Cle	W	—	—	INACTIVE	—	—	—
Dec 28	KC	W	—	—	INACTIVE	—	—	—
<b>TOTALS</b>			<b>6/1</b>	<b>1</b>	<b>2</b>	<b>2.0</b>	<b>2</b>	<b>0</b>

### 2009 (Cincinnati)

Date	Opp	W/L	P/S	Rec	Yds	Avg	Lg	TD
Sep 13	Den	L	—	—	INACTIVE	—	—	—
Sep 20	at GB	W	—	—	INACTIVE	—	—	—
Sep 27	Pit	W	—	—	INACTIVE	—	—	—
Oct 4	at Cle	W	—	—	INACTIVE	—	—	—
Oct 11	at Bal	W	—	—	INACTIVE	—	—	—
Oct 18	Hou	L	—	—	INACTIVE (Illness)	—	—	—
Oct 25	Chi	W	—	—	INACTIVE	—	—	—
Nov 8	Bal	W	—	—	INACTIVE	—	—	—
Nov 15	at Pit	W	—	—	INACTIVE	—	—	—
Nov 22	at Oak	L	—	—	INACTIVE	—	—	—
Nov 29	Cle	W	—	—	INACTIVE	—	—	—
Dec 6	Det	W	—	—	INACTIVE	—	—	—
Dec 13	at Min	L	—	—	INACTIVE	—	—	—
Dec 20	at SD	L	1/0	0	0	—	—	0
Dec 27	KC	W	—	—	INACTIVE	—	—	—
Jan 3	at NYJ	L	1/0	0	0	—	—	0
<b>TOTALS</b>			<b>2/0</b>	<b>0</b>	<b>0</b>	<b>—</b>	<b>—</b>	<b>0</b>

### 2010 (Cincinnati)

Date	Opp	W/L	P/S	Rec	Yds	Avg	Lg	TD
Sep 12	at NE	L	1/0	0	0	—	—	0
Sep 19	Bal	W	—	—	INACTIVE	—	—	—
Sep 26	at Car	W	—	—	INACTIVE	—	—	—
Oct 3	at Cle	L	—	—	INACTIVE	—	—	—
Oct 10	TB	L	1/0	0	0	—	—	0
Oct 24	at Atl	L	—	—	INACTIVE	—	—	—
Oct 31	Mia	L	—	—	INACTIVE	—	—	—
Nov 8	Pit	L	—	—	INACTIVE	—	—	—
Nov 14	at Ind	L	—	—	INACTIVE	—	—	—
Nov 21	Buf	L	—	—	INACTIVE	—	—	—
Nov 25	at NYJ	L	—	—	DID NOT PLAY	—	—	—
Dec 5	NO	L	—	—	INACTIVE	—	—	—
Dec 12	at Pit	L	—	—	INACTIVE	—	—	—
Dec 19	Cle	W	1/1	2	30	15.0	15	0
Dec 26	SD	W	1/1	6	124	20.7	59t	2
Jan 2	at Bal	L	1/1	12	123	10.3	21	1
<b>TOTALS</b>			<b>5/3</b>	<b>20</b>	<b>277</b>	<b>13.9</b>	<b>59t</b>	<b>3</b>

### 2011 (Cincinnati)

Date	Opp	W/L	P/S	Rec	Yds	Avg	Lg	TD
Sep 11	at Cle	W	1/1	4	44	11.0	20	0
Sep 18	at Den	L	1/1	4	136	34.0	84	0
Sep 25	SF	L	1/0	1	6	6.0	6	0
Oct 2	Buf	W	1/1	3	26	8.7	17	0
Oct 9	at Jax	W	1/1	4	40	10.0	17	0
Oct 16	Ind	W	1/0	6	101	16.8	32	0
Oct 30	at Sea	W	1/1	1	14	14.0	14t	1
Nov 6	at Ten	W	1/1	3	43	14.3	18	1
Nov 13	Pit	L	1/1	0	0	—	—	0
Nov 20	at Bal	L	1/1	8	152	19.0	47	0
Nov 27	Cle	W	1/1	2	15	7.5	9	0
Dec 4	at Pit	L	1/1	0	0	—	—	0
Dec 11	Hou	L	1/1	2	38	19.0	21	1
Dec 18	at StL	W	1/1	2	14	7.0	10	0
Dec 24	Arz	W	1/1	5	42	8.4	19t	1
Jan 1	Bal	L	1/1	5	54	10.8	23	0
<b>TOTALS</b>			<b>16/14</b>	<b>50</b>	<b>725</b>	<b>14.5</b>	<b>84</b>	<b>4</b>

### 2011 Postseason (Cincinnati)

Date	Opp	W/L	P/S	Rec	Yds	Avg	Lg	TD
Jan 7	at Hou	L	1/1	3	33	11.0	16	0
<b>TOTALS</b>			<b>1/1</b>	<b>3</b>	<b>33</b>	<b>11.0</b>	<b>16</b>	<b>0</b>

### 2012 (Minnesota)

Date	Opp	W/L	P/S	Rec	Yds	Avg	Lg	TD
Sep 9	Jax	W	—	—	RESERVE/SUSPENDED	—	—	—
Sep 16	at Ind	L	—	—	RESERVE/SUSPENDED	—	—	—
Sep 23	SF	W	—	—	RESERVE/SUSPENDED	—	—	—
Sep 30	at Det	W	1/1	4	50	12.5	27	0
Oct 7	Ten	W	1/1	0	0	—	—	0
Oct 14	at Was	L	—	—	INACTIVE (Back/Foot)	—	—	—
Oct 21	Arz	W	1/1	1	8	8.0	8	0
Oct 25	TB	L	1/1	2	37	18.5	33	0
Nov 4	at Sea	L	1/0	1	14	14.0	14	0
Nov 11	Det	W	1/1	3	28	9.3	17	0
Nov 25	at Chi	L	1/1	1	1	1.0	1	0
Dec 2	at GB	L	1/1	2	25	12.5	18	0
Dec 9	Chi	W	1/0	1	13	13.0	13	0
Dec 16	at StL	W	1/1	4	27	6.8	13	0
Dec 23	at Hou	W	1/1	4	32	8.0	17	0
Dec 30	GB	W	1/1	3	39	13.0	21	0
<b>TOTALS</b>			<b>12/10</b>	<b>26</b>	<b>274</b>	<b>10.5</b>	<b>33</b>	<b>0</b>


### 2012 Postseason (Minnesota)

Date	Opp	W/L	P/S	Rec	Yds	Avg	Lg	TD
Jan 5	at GB	L	1/1	2	21	10.5	13	0
<b>TOTALS</b>			<b>1/1</b>	<b>2</b>	<b>21</b>	<b>10.5</b>	<b>13</b>	<b>0</b>

### 2013 (Minnesota)

Date	Opp	W/L	P/S	Rec	Yds	Avg	Lg	TD
Sep 8	at Det	L	1/1	7	140	20.0	47	0
Sep 15	at Chi	L	1/1	2	49	24.5	37	0
Sep 22	Cle	L	1/0	3	29	9.7	15	0
Sep 29	Pit	W	1/1	7	124	17.7	51	0
Oct 13	Car	L	1/1	4	30	7.5	15	0
Oct 21	at NYG	L	1/0	3	32	10.7	18	0
Oct 27	GB	L	1/1	1	18	18.0	18	0
Nov 3	at Dal	L	1/1	2	24	12.0	17	0
Nov 7	Was	W	1/1	4	45	11.3	25	0
Nov 17	at Sea	L	1/0	1	1	1.0	1	0
Nov 24	at GB	T	1/0	2	54	27.0	31	0
Dec 1	Chi	W	1/0	3	76	25.3	32	0
Dec 8	at Bal	L	1/0	4	48	12.0	27	1
Dec 15	Phi	W	1/0	1	19	19.0	19	0
Dec 22	at Cin	L	1/0	1	8	8.0	8	0
Dec 29	Det	W	1/1	3	29	9.7	14	0
<b>TOTALS</b>			<b>16/8</b>	<b>48</b>	<b>726</b>	<b>15.1</b>	<b>51</b>	<b>1</b>





# SHAYNE SKOV

56

HT	WT	COLLEGE	LB
6-3	247	STANFORD	
BORN 7.9.90 // PAWLING, NY // TRINITY-PAWLING HS, PAWLING, NY 1ST YEAR // ACQUIRED FA IN '14			

## 2015 HIGHLIGHTS

- Made his NFL debut vs. Min. (9/14).

## GOLDMINE

- Originally born in San Francisco, it took a move to Guadalajara, Mexico, for Shayne Skov to find his love for football. After following the lead of his younger brother, Patrick, Skov joined a local team called the Carneros, or Rams. Teaming up with his brother, Shayne helped lead the Carneros to multiple championships amongst the teams in the private leagues of Guadalajara, Monterrey and Mexico City.
- In March of 2015, Skov visited Aguascalientes, Mexico to volunteer at the NFL Tocho, a national flag football tournament, a program sponsored by NFL Play 60. In addition to giving all the participants football tips in the clinic, he gave a motivational speech to all of the under-14 participants, took photos, signed autographs and presented teams with awards.



## SKOV'S GOLDEN NUGGETS

- In his spare time during college, he would be on his computer "coding" as part of his interest in computer science.
- Is a descendant of the famous Ghiradelli chocolateer, Domingo Ghiradelli.
- With his hispanic background, joins an exclusive list of hispanic players to make it to the NFL.

## SKOV'S GAME-BY-GAME

### 2015

Date	Opp	W/L	P/S	Tot	Sol	Ast	Sk	Yds	Int	Yds	PD	FF	FR	Yds
Sep 14	Min	W	1/0	0	0	0	0.0	0.0	0	0	0	0	0	0
Sep 20	at Pit	L	1/0	0	0	0	0.0	0.0	0	0	0	0	0	0
Sep 27	at Arz	L	1/0	0	0	0	0.0	0.0	0	0	0	0	0	0
Oct 4	GB	L	1/0	0	0	0	0.0	0.0	0	0	0	0	0	0
Oct 11	at NYG	L	1/0	0	0	0	0.0	0.0	0	0	0	0	0	0
Oct 18	Bal	W	1/0	0	0	0	0.0	0.0	0	0	0	0	0	0
Oct 22	Sea	L	1/0	0	0	0	0.0	0.0	0	0	0	0	0	0
Nov 1	at StL	L	1/0	0	0	0	0.0	0.0	0	0	0	0	0	0
Nov 8	Atl	W	1/0	0	0	0	0.0	0.0	0	0	0	0	0	0
Nov 22	at Sea	L	1/0	0	0	0	0.0	0.0	0	0	0	0	0	0
Nov 29	Arz	L	1/0	0	0	0	0.0	0.0	0	0	0	0	0	0
WAIVED BY SF ON 12/5 RE-SIGNED BY SF ON 12/8														
Dec 13	at Cle	L	1/0	0	0	0	0.0	0.0	0	0	0	0	0	0
Dec 20	Cin	L	1/0	0	0	0	0.0	0.0	0	0	0	0	0	0
Dec 27	at Det	L	1/0	0	0	0	0.0	0.0	0	0	0	0	0	0
Jan 3	StL													
TOTALS			14/0	0	0	0	0.0	0.0	0	0	0	0	0	0

Special Teams Tackles – 4

## SKOV'S CAREER STATISTICS

YEAR	TEAM	GP	GS	TACKLES				YDS	INT	INTERCEPTIONS				PD	FUMBLES		
				TOT	SOL	AST	SACKS			YDS	LG	TD			FF	FR	YDS
2014	SF	—	—	—	—	—	PRACTICE SQUAD	—	—	—	—	—	—	—	—	—	—
2015	SF	14	0	0	0	0	0.0	0.0	0	0	—	0	0	0	0	0	0
TOTALS		14	0	0	0	0	0.0	0.0	0	0	—	0	0	0	0	0	0

### Additional Statistics:

Special Teams Tackles – 4: 2015 (4)

### Milestones:

NFL Debut: vs. Min. (9/14/15).

## SKOV'S TRANSACTIONS

Originally signed as an undrafted free agent by SF on 5/12/14...Waived by SF on 8/30/14...Signed to SF practice squad on 8/31/14...Waived by SF on 9/15/14...Signed to TB practice squad on 9/24/14...Waived by TB on 10/21/14...Signed to SF practice squad on 11/11/14...Signed Reserve/Future contract with SF on 1/10/15...Waived by SF on 12/5/15...Re-signed by SF on 12/8/15.

**2014**


- Signed with the 49ers practice squad on 11/11/14 where he spent the remainder of the season.

**COLLEGE**

During his 5-year career at Stanford, saw action in 53 games (47 starts) and totaled 355 tackles, 40.5 TFLs, 17 sacks and 5 FFs. As a fifth-year senior, earned All-Pac 12 First-Team, FWAA All-America Second-Team, AP All-America Third-Team and SI.com All-America Second-Team honors. In 2013, started all 14 games and led the Stanford defense with 109 tackles, 13 TFLs, 5.5 sacks and 3 FFs. As a senior, the All-Pac 12 honorable mention started 12 games and recorded a team-high 81 tackles with 9 TFL and 2.5 sacks. In 2011, started 3 games, recording 19 tackles with 5 TFL and 1.5 sacks before suffering a season ending knee injury. As a sophomore, earned All-Pac 12 honorable mention with 84 tackles, 10.5 TFLs, 7.5 sacks and 2 FFs. Appearing in 13 games (7 starts) as a freshman, recording 62 tackles with 3 TFLs. Earned Menlo-Atherton Award as team's top freshman.

**PERSONAL**

- Attended Trinity-Pawley (Pawling, NY) HS, where he earned the Erickson Conference Player of the Year in 2008 while leading his team to Erickson Conference and New England Prep titles.
- Attended Piedmont (Piedmont, CA) HS as a freshman before transferring to Trinity-Pawley.
- Also lettered in basketball and track and field.
- Enjoys reading, video games and anime. He would also record four to five hours of running, working out and lifting.
- Born Shayne Miller Skov (7/9/90) in San Francisco, CA.
- His father, Patrick, moved the Skov family to Guadalajara, Mexico in 2000, to help his wife, Terri, cope with multiple sclerosis.



# DEANDRE SMELTER

15

HT	WT	COLLEGE	WR
6-2	227	GEORGIA TECH	
BORN 12.3.91 // MACON, GA // TATTNALL SQUARE ACADEMY, MACON, GA ROOKIE // ACQUIRED D-4C IN '15			

## GOLDMINE

- Smelter joins QB Colin Kaepernick and TE Blake Bell as one of three players on the current roster to be drafted in both the National Football League and Major League Baseball. Smelter was selected in the 14th round of the 2010 MLB Draft by the Minnesota Twins, but elected to play collegiately before pursuing his professional career.
- Smelter originally attended Georgia Tech on a baseball scholarship before joining the football team during the summer of 2013. Smelter played baseball at Georgia Tech from 2011-13, where he pitched and played in the outfield. In 2010, he started 15 games in the outfield and one game on the mound for the Yellow Jackets. He allowed just one earned run in 17.1 innings of work on the mound for a team-best 0.52 ERA among regular relievers and also pitched scoreless ball in 13 relief outings.

## SMELTER'S GOLDEN NUGGETS

- Joined Georgia Tech's football team during the summer of 2013 and earned his way to a Second-Team All-ACC selection as a senior wide receiver.
- Originally attended Georgia Tech on a baseball scholarship after helping Tattnall Square Academy HS win two state titles.
- A highly-touted baseball prospect, he was named Georgia Independent Schools Associated Player of the Year in 2008 and 2010.

## SMELTER'S GAME-BY-GAME

2015

Date	Opp	W/L	P/S	Rec	Yds	Avg	Lg	TD
Sep 14	Min	W	—	—	RESERVE/NFI	—	—	—
Sep 20	at Pit	L	—	—	RESERVE/NFI	—	—	—
Sep 27	at Arz	L	—	—	RESERVE/NFI	—	—	—
Oct 4	GB	L	—	—	RESERVE/NFI	—	—	—
Oct 11	at NYG	L	—	—	RESERVE/NFI	—	—	—
Oct 18	Bal	W	—	—	RESERVE/NFI	—	—	—
Oct 22	Sea	L	—	—	RESERVE/NFI	—	—	—
Nov 1	at StL	L	—	—	RESERVE/NFI	—	—	—
Nov 8	Atl	W	—	—	RESERVE/NFI	—	—	—
Nov 22	at Sea	L	—	—	RESERVE/NFI	—	—	—
Nov 29	Arz	L	—	—	RESERVE/NFI	—	—	—
Dec 6	at Chi	W	—	—	RESERVE/NFI	—	—	—
Dec 13	at Cle	L	—	—	RESERVE/NFI	—	—	—
Dec 20	Cin	L	—	—	RESERVE/NFI	—	—	—
Dec 27	at Det	L	—	—	RESERVE/NFI	—	—	—
Jan 3	StL							
<b>TOTALS</b>			<b>0/0</b>	<b>0</b>	<b>0</b>	<b>0</b>	<b>0</b>	<b>0</b>

## SMELTER'S TRANSACTIONS

Originally the third of three 4th-round (132nd overall) draft choices by SF in 2015...Placed on the Reserve/Non-Football Injury List on 8/31/15.

## COLLEGE

Played in 25 games (20 starts) and registered 56 receipts. for 1,060 yds. (18.9 avg.) and 11 TDs. As a senior, earned Second-Team All-ACC honors where he started all 12 games in which he appeared and notched 35 receipts. for 715 yds. (20.4 avg.) and 7 TDs. In 2013, played in 13 games (8 starts) and tallied 21 receipts. for 345 yds. (16.4 avg.) and 4 TDs. Also recorded 11 PRs for 124 yds. and 5 KORs for 65 yds.

## PERSONAL

- Graduated with a degree in management.
- Attended Tattnall Square Academy (Macon, GA), where he was a three sport athlete (football, baseball and basketball).
- Played four different positions in High School (QB, RB, WR, S). Was named all-state in 2007 and 2008, as well as GISA player of the year in 2008 and 2009. Holds Tattnall Square single-season record for INTs, and career records for INTs and rec. yds.
- Four-year letter winner and two-year captain in baseball. Named Louisville Slugger All-American in 2010 and Aflac All-American in 2009. Led Tattnall Square to state title in 2008 and 2009. Earned all-region and all-state honors in three-straight years (2008-2010). Named *Macon Telegraph* Player of the Year in 2008 and 2010. Threw two no-hitters in his career, one as a junior and one as a senior.
- In basketball, was named Georgia Independent Schools Association (GISA) Player of the Year in 2008 and 2010, while earning all-state honors from 2007-10.
- His father, Vincent, played basketball at Eastern Illinois.

## INJURY REPORT

**2015:** Placed on the Reserve/Non-Football Injury List on 8/31.



# TORREY SMITH

82

HT	WT	COLLEGE	WR
6-0	205	MARYLAND	
BORN 1.26.89 // FALMOUTH, VA // STAFFORD HS, FALMOUTH, VA 5TH YEAR // ACQUIRED FA IN '15			

## AWARDS & HONORS

- 2011:** AFC Special Teams Player of the Week (Week 11), Diet Pepsi Rookie of the Week (Week 11)
- 2012:** GMC "Never Say Never" Moment of the Year (Week 3)
- 2014:** Ravens Walter Payton Man of the Year

## CAREER HIGHLIGHTS

- Finished his time in Baltimore as the Ravens career leader in yds.-per-catch avg. (16.9), registering 213 receipts. for 3,591 yds. and 30 TDs.
- His 30 career rec. TDs rank second in Ravens franchise history, trailing only TE Todd Heap (41 rec. TDs).
- Led the Ravens with a career-high 11 TD receipts. in 2014, becoming the first Ravens player with 10-or-more TD receipts. since WR Michael Jackson had 14 in 1996.
- Registered a career-high 166 rec. yds. and 1 TD on 5 receipts. (33.2 avg.) at Buf. (9/29/13).
- With 1,128 rec. yds. in 2013, became the first Ravens player with 1,000-or-more rec. yds. in a season since since WR Derrick Mason had 1,028 rec. yds. in 2009.
- In 2011, became the third rookie to have two games (9/25/11 at StL; 11/20/11 vs. Cin.) with 150-or-more rec. yds. and at least 1 TD receipt. in the same season since 1970 (WR Ken Burrow - 2 in 1971 and WR Randy Moss - 3 in 1998).
- Registered a career-high 3 TD receipts. at StL (9/25/11) in his first career start.
- Had his first 3 career receipts. go for TDs (74, 41 and 18 yds.) at StL (9/25/11), becoming the first rookie in NFL history and the 12th player since 1991 with 3 TD receipts. in the 1st qtr.
- Owns the Ravens rookie franchise record for most receipts. (50), and rec. yds. (841) and is tied with WR Marlon Brown in rec. TDs (7).

## 2015 HIGHLIGHTS

- Registered 120 yds. on 6 receipts. at Pit. (9/20), going over 100 yds. receiving for the first time with the 49ers. It was the 7th 100-yd. game of his career and first since 10/6/13 at Mia. (6 receipts. for 121 yds.).
- Took a QB Colin Kaepernick pass 75 yds. at Pit. (9/20) for his first TD as a member of the 49ers. It marked the longest receipt. since 9/25/11 at StL (74t), as a member of the Baltimore Ravens.
- Caught a career-long 76-yd. TD receipt. from QB Colin Kaepernick vs. Bal. (10/18), marking his second TD receipt. of the season and 32nd of his career. He finished the game with 3 receipts. for 96 yds. and 1 TD.
- Hauled in a 71-yd. TD receipt. in overtime from QB Blaine Gabbert at Chi. (12/6). Smith now has 3 TDs of 70-or-more yds. on the season.

## SMITH'S GOLDEN NUGGETS

- Established the Torrey Smith Foundation, which provides support for at-risk youth with physical, educational and financial challenges. Visit [TorreySmith.org](http://TorreySmith.org) for more information.
- Throughout the holiday season, his foundation provides a full thanksgiving meal for children and families in need during "Torrey's Turkey Day," where he partners with local organizations, and prepares the meal and celebrates the holiday season with selected families.
- Also has "Torrey's Back to School Program," held each August with the purpose of ensuring that 600 low-income elementary and middle school students have the basic items needed to begin the school year.
- During his free time, he enjoys deep sea fishing outside of spending quality time with his son, Torrey Jr., and his wife, Chanel.

## SMITH'S GAME-BY-GAME

### 2015

Date	Opp	W/L	P/S	Rec	Yds	Avg	Lg	TD
Sep 14	Min	W	1/0	1	11	11.0	11	0
Sep 20	at Pit	L	1/0	6	120	20.0	75t	1
Sep 27	at Arz	L	1/1	0	0	—	—	0
Oct 4	GB	L	1/1	2	54	27.0	47	0
Oct 11	at NYG	L	1/0	2	42	21.0	25	0
Oct 18	Bal	W	1/1	3	96	32.0	76t	1
Oct 22	Sea	L	1/1	0	0	—	—	0
Nov 1	at StL	L	1/1	2	19	9.5	11	0
Nov 8	Atl	W	1/1	2	44	22.0	26	0
Nov 22	at Sea	L	1/0	1	16	16.0	16	0
Nov 29	Arz	L	1/1	2	51	25.5	48	0
Dec 6	at Chi	W	1/1	2	76	38.0	71t	1
Dec 13	at Cle	L	1/1	1	17	17.0	17	0
Dec 20	Cin	L	1/1	2	33	16.5	17	0
Dec 27	at Det	L	1/1	2	23	11.5	16t	1
Jan 3	StL							
<b>TOTALS</b>			<b>15/11</b>	<b>28</b>	<b>602</b>	<b>21.5</b>	<b>76t</b>	<b>4</b>

## 2015 HIGHLIGHTS (CONTINUED)

- According to Elias, Smith became the first 49ers player to register 3 rec. TDs of 70-or-more yds. in the same season since WR John Taylor accomplished the feat in 1989. He is the first player in the NFL to reach the mark since Cleveland Browns WR Josh Gordon in 2013.
- Caught a 16-yd. TD pass from QB Blaine Gabbert at Det. (12/27), marking his 4th TD receipt. of the season.



## GOLDMINE

- In April of 2015, Smith participated in the 137th edition of the White House Easter Egg Roll, which is the largest annual public event at 1600 Pennsylvania Avenue. More than 35,000 people gathered on the South Lawn to participate in egg hunts, live storytelling and fitness zones in conjunction with the First Lady's "Let's Move!" initiative.



- During his time in Baltimore, Smith started the Torrey Smith Foundation, which was established to provide support to at-risk youth with physical, educational and financial challenges. Visit [TorreySmith.org](http://TorreySmith.org) for more information in regards to Smith's numerous efforts throughout the community.
- Smith's Foundation provides a full thanksgiving meal for children and families in need during "Torrey's Turkey Day," where he partners with local organizations, and prepares the meal and celebrates the holiday season with selected families. This program is meant to provide families with a night to take their minds off of the stress of their daily lives and to provide these families with a holiday meal and fun evening.



- In 2014, Smith held his Fourth Annual Celebrity All-Star Basketball Game. The "Battle of the Beltway" featured Smith and his former Ravens teammates taking on Washington Redskins LB Ryan Kerigan and his teammates where all proceeds benefited each player's respective foundations.
- After losing his brother in a motorcycle accident the morning of a Sunday Night Football game against the New England Patriots, Smith went on to register 6 receipts. for 127 yds. and 2 TDs as the Ravens defeated the Patriots, 31-30. It marked Smith's third game with 100-or-more rec. yds. in his career.

- Smith has annually hosted his "Teaming up with Torrey" holiday toy drive, which benefits youth from the Baltimore area's Dogwood Elementary School, Sarah's Hope at Hannah Moore homeless shelter and the Boys and Girls Club of Metropolitan Baltimore.
- In May of 2015, Smith transformed a room at Gardenville Elementary (Baltimore, MD) into a literacy oasis with the focus on improving literacy in area schools. He later did the same for Moravia Park Elementary School (Baltimore, MD) two months later in July.



- When asked about having such a passion for community involvement and the inspiration behind it, Smith said that it goes back to his youth. He said, "For me, I've been giving back to the community since middle school. I actually won an award in middle school, the Martin Luther King Make a Difference Award. I've been giving back since day one, even when my family was the one receiving the help. I always felt like your time was just as important as your money. I've always given back to the community whether it's schools or shelters or whatever. I know what a lot of these families are going through and a lot of these kids are going through. I wanted to be that support system for them and that's why it's important for me to give back."
- In July of 2015, Smith joined the First Lady of Virginia, Dorothy McAuliffe, to visit Hollin Meadows Elementary School in Alexandria, VA to promote the Summer Food Service Program (SFSP) and recognize the important role schools play in providing healthy meals to children during the summer.



- After a fire destroyed his hometown elementary school in January of 2014, Smith held a school supply drive in Fredericksburg, VA. He also has "Torrey's Back to School Program," held each August with the purpose of ensuring that 600 low-income elementary and middle school students have the basic items needed to begin the school year. Each kid is able to meet Torrey and, with Walmart's help, receive backpacks filled with all of the necessities to start off the school year successfully.

# SAN FRANCISCO 49ERS

## SMITH'S CAREER STATISTICS

YEAR	TEAM	GP	GS	NO	RECEIVING				ATT	RUSHING			
					YDS	AVG	LG	TD		YDS	AVG	LG	TD
2011	BAL	16	14	50	841	16.8	74t	7	4	39	9.8	16	0
2012	BAL	16	16	49	855	17.4	54	8	3	9	3.0	13	0
2013	BAL	16	16	65	1,128	17.4	74	4	0	0	—	—	0
2014	BAL	16	16	49	767	15.7	53	11	0	0	—	—	0
2015	SF	15	11	28	602	21.5	76t	4	0	0	—	—	0
<b>TOTALS</b>		<b>79</b>	<b>73</b>	<b>241</b>	<b>4,193</b>	<b>17.4</b>	<b>76t</b>	<b>34</b>	<b>7</b>	<b>48</b>	<b>6.9</b>	<b>16</b>	<b>0</b>

### PLAYOFFS

YEAR	TEAM	GP	GS	NO	RECEIVING				ATT	RUSHING			
					YDS	AVG	LG	TD		YDS	AVG	LG	TD
2011	BAL	2	1	4	91	22.8	42	1	0	0	—	—	0
2012	BAL	4	4	11	233	21.2	59t	2	1	0	0.0	0.0	0
2014	BAL	2	2	5	90	18.0	35	1	0	0	—	—	0
<b>TOTALS</b>		<b>8</b>	<b>7</b>	<b>20</b>	<b>414</b>	<b>20.7</b>	<b>59t</b>	<b>4</b>	<b>1</b>	<b>0</b>	<b>0.0</b>	<b>0.0</b>	<b>0</b>

### Additional Statistics:

**Fumble – Lost – 2–0:** 1–0 in 2011, 1–0 in 2013

### Milestones:

**NFL Debut:** vs. Pit. (9/11/11); **First Start:** at StL (9/25/11); **First Reception:** at StL (9/25/11 – 74–yd. TD pass from QB Joe Flacco); **First TD Reception:** at StL (9/25/11 – 74–yd. TD pass from QB Joe Flacco); **100–yd. Games:** 6, Last at Mia. (10/6/13 – 121 yds.); **Reached 1,000 rec. yds:** vs. NE (9/23/12 – 32–yd. pass from QB Joe Flacco); **Reached 2,000 rec. yds:** at Buf. (9/29/13 – 22–yd. pass from QB Joe Flacco); **Reached 3,000 rec. yds:** at Ind. (10/5/14 – 7–yd. pass from QB Joe Flacco); **Reached 4,000 rec. yds:** vs. Arz. (11/29/15 – 10–yd. pass from QB Blaine Gabbert).

## SMITH'S CAREER HIGHS

**Receptions:** Regular Season – 7 (2 times) Last vs. Cle. (9/15/13);  
Postseason – 4 at NE (1/20/13)

**Receiving Yards:** Regular Season – 166 at Buf. (9/29/13); Postseason –  
98 at Den. (1/12/13)

**Long Reception:** Regular Season – 76t vs. Bal. (10/18/15); Postseason –  
59t at Den. (1/12/13)

**TD Receptions:** Regular Season – 3 at StL (9/25/11); Postseason – 2 at  
Den. (1/12/13)

**Rushes:** 1 (7 times) Last at Cin. (12/30/12)

**Long Rush:** 16 (2 times) Last vs. Ind. (12/11/11)

## SMITH'S TRANSACTIONS

Originally drafted in the 2nd round (58th overall) by Bal. in the 2011 NFL Draft...Signed a five–year contract with SF on 3/11/15.

## 2014 (BALTIMORE)

- Started 16 games for the third consecutive season. Registered 49 recpts. for 767 yds. and led the team with a career-high 11 TDs. He passed WR Derrick Mason (29) for second on the Ravens all-time rec. TDs list (30).
- Registered the 50th start of his career vs. Car. (9/28). Had 2 recpts. for 53 yds., including a 24-yard TD.
- Led the team with 81 rec. yds. on 3 recpts., including a 39-yd. TD vs. Atl. (10/19). Moved past WR Mark Clayton (3,116) into third on the Ravens career rec. yds. chart with 3,132.
- Led the team with 5 recpts. for 59 yds. and 2 TDs at Hou. (12/21). His 2 TD catches helped Smith set a new career high and become the first Ravens player with 10-or-more TD recpts. since WR Michael Jackson had 14 in 1996.
- Passed WR Derrick Mason (29) for second in Ravens franchise history with his 30th career TD recept. in the team's 20-10 victory vs. Cle. (12/28).
- Started both postseason games for the Ravens. Pulled in 5 recpts. for 90 yds. and 1 TD.
- Led the team with 62 yds. on 3 recpts. at NE (1/10/15 - AFC - D).

## 2013 (BALTIMORE)

- Led the team with career highs in recpts. (65), rec. yds. (1,128), tied his career-high with a 17.4 yds. per recept. avg. and 4 TDs, starting in all 16 games for the Ravens. His 1,128 rec. yds. were more than twice as many as the team's second-leading receiver (WR Marlon Brown - 524). His 17.4 rec. avg. ranked 5th in the NFL and tied for 2nd in the AFC.
- Registered his 100th-career recept. at Den. (9/5). Finished the game with 4 recpts. for a team-high 92 yds. (23.0 avg.).
- Tied a career high and led the team with 7 recpts. for a team-leading 85 yds. vs. Cle. (9/15).
- Led the team with 5 recpts. for 92 yds. (18.4 avg.), including a 48-yard recept. vs. Hou. (9/22).
- Had 5 recpts. for a career-high 166 yds. and 1 TD at Buf. (9/29). His 166 yds. rank third-most in a single game in Ravens history.
- Had a team-leading 6 recpts. for a game-high 121 yds. at Mia. (10/6), becoming the first member of the Ravens to post back-to-back 100-yd. receiving games since WR Qadry Ismail had three straight in 1999.
- Set a new single-season career high in rec. yds. vs. NYJ (11/24) with 2 recpts. for 74 yds.
- Became the first Ravens player since WR Derrick Mason (1,028) in 2009 to register 1,000-or-more rec. yds. in a single season, reaching the mark for the first time in his career with 4 recpts. for 69 yds. at Det. (12/16). Also became the Ravens career leader in recpts. of 25-or-more yds. (36).

## 2012 (BALTIMORE)

- Was the starter for all 16 games for the first time of his career. Had 49 recpts. for 855 yds. and a team-leading 8 TDs.
- Following the loss of his 19-year-old brother, Tevin Jones, the morning of the game, passed 1,000-yds. receiving for his career vs. NE (9/23) as he led the team with 6 recpts. for 127 yds. and 2 TDs.
- Had his only 2 recpts. of the game vs. Oak. (11/11) go for TDs, going for 67 yds.
- Registered a team and career-high 7 recpts. for 144 yds. at SD (11/25).
- Led the team with 98 yds. on 3 recpts. (32.7 avg.) and 2 TDs at Den. (1/12/13 - AFC - D). His 2 TDs set a Ravens single game post-season franchise-record.
- Had a team-high 69 rec. yds. on 4 recpts. at NE (1/20/13 - AFC - C).

## 2011 (BALTIMORE)

- Appeared in 16 games (14 starts) as a rookie, finishing fourth on the team with 50 recpts. for 841 yds. and a team-high 7 TDs. Five of his 7 TD recpts. went for 25-or-more yds. (74, 41, 38, 36, 26, 18 and 8).
- In his first career start at StL (9/25), registered 5 recpts. for 152 yds. and 3 TDs. His first 3 recpts. all went for TDs (74, 41 and 18 yds.) as he became the first rookie in NFL history to record 3 TD recpts. in a 1st qtr.
- Caught 5 recpts. for 71 yds. at Pit. (11/6), including a game-winning 26-yd. TD recept. with :08 remaining in the 4th qtr.
- Earned AFC Offensive Player of the Week and Diet Pepsi Rookie of the Week honors after registering a team-high 6 recpts. for a then career-high 165 yds. vs. Cin. (11/20).
- Tied RB Jamal Lewis for the most TDs by a rookie in Ravens franchise history (6) vs. Ind. (12/11), where he had 5 recpts. for 48 yds. and a TD.
- Set a Ravens rookie record with his 7th TD of the season at SD (12/18). Finished the game with 6 recpts. for 77 yds. and one TD.
- Established a rookie record in Ravens franchise history with his 45th recept. of the season vs. Cle. (12/24).
- In his first career postseason game at NE (1/22/12 - AFC - C), registered 3 recpts. for 82 yds. (27.3 avg.) and his first career post-season TD.



# SAN FRANCISCO 49ERS

## COLLEGE

Smith finished 3rd in University of Maryland history with 152 recpts. and 2nd with 2,215 rec. yds. He also had 19 TDs during his three seasons at Maryland. He held both school and ACC records with 123 KORs for 2,983 yds., as his 3 KORs for TDs set a Maryland record. His 18.3 yds. per offensive play ranked as the 3rd-best in school history. Earned First-Team All-ACC honors in 2010 as he set the school's single-season record with 12 rec. TDs on 67 recpts. for 1,055 yds. in 13 games as a junior. Was named First-Team All-ACC in 2009 at WR and KOR as a sophomore, leading the Terps with 61 recpts. for 824 yds. and 5 TDs in 12 games. Posted school records with 51 KORs for 1,309 yds. and tied a school high with 2 KORs for TDs. As a redshirt freshman in 2008, finished 4th on the team with 24 recpts. for 336 yds. and 2 TDs in 13 games.

## PERSONAL

- Earned Honorable-Mention All-Northwest Region honors as a senior playing QB at Stafford (Falmouth, VA) HS by registering 815 yards rushing and 12 TDs on 155 carries. He also completed 9 of 25 passes for 230 yards and 2 TDs.
- Saw action at WR, RB, CB and as a KOR in high school. He also played basketball at Stafford.
- Is the oldest of seven children in his family.
- Enjoys fishing in his free time.
- Torrey and his wife, Chanel, have one son, Torrey, Jr.
- Born James Torrey Smith (1/26/89) in Fredericksburg, PA.
- Graduated with a bachelor's degree in criminology and criminal justice from the University of Maryland in 2010.

## SMITH'S GAME-BY-GAME

### 2011 (Baltimore)

Date	Opp	W/L	P/S	Rec	Yds	Avg	Lg	TD
Sep 11	Pit	W	1/0	0	0	—	—	0
Sep 18	at Ten	L	1/0	0	0	—	—	0
Sep 25	at StL	W	1/1	5	152	30.4	74t	3
Oct 2	NYJ	W	1/1	1	1	1.0	1	0
Oct 16	Hou	W	1/1	3	84	28.0	51	0
Oct 24	at Jax	L	1/1	3	32	10.7	20	0
Oct 30	Arz	W	1/1	3	57	19.0	36	0
Nov 6	at Pit	W	1/1	5	71	14.2	29	1
Nov 13	at Sea	L	1/1	3	28	9.3	14	0
Nov 20	Cin	W	1/1	6	165	27.5	49	1
Nov 24	SF	W	1/1	2	23	11.5	12	0
Dec 4	at Cle	W	1/1	1	32	32.0	32	0
Dec 11	Ind	W	1/1	5	48	9.6	17	1
Dec 18	at SD	L	1/1	6	77	12.8	36t	1
Dec 24	Cle	W	1/1	2	38	19.0	29	0
Jan 1	at Cin	W	1/1	5	33	6.6	13	0
<b>TOTALS</b>			<b>16/14</b>	<b>50</b>	<b>841</b>	<b>16.8</b>	<b>74t</b>	<b>7</b>

### 2011 Postseason (Baltimore)

Date	Opp	W/L	P/S	Rec	Yds	Avg	Lg	TD
Jan 15	Hou	W	1/1	1	9	9.0	9	0
Jan 22	at NE	L	1/0	3	82	27.3	42	1
<b>TOTALS</b>			<b>2/1</b>	<b>4</b>	<b>91</b>	<b>22.8</b>	<b>42</b>	<b>1</b>

### 2012 (Baltimore)

Date	Opp	W/L	P/S	Rec	Yds	Avg	Lg	TD
Sep 10	Cin	W	1/1	2	57	28.5	52	0
Sep 16	at Phi	L	1/1	2	51	25.5	40	0
Sep 23	NE	W	1/1	6	127	21.2	38	2
Sep 27	Cle	W	1/1	6	97	16.2	34	1
Oct 7	at KC	W	1/1	3	38	12.7	26	0
Oct 14	Dal	W	1/1	2	24	12.0	19t	1
Oct 21	at Hou	L	1/1	4	41	10.3	15	0
Nov 4	at Cle	W	1/1	4	46	11.5	26	1
Nov 11	Oak	W	1/1	2	67	33.5	47t	2
Nov 18	at Pit	W	1/1	1	7	7.0	7	0
Nov 25	at SD	W	1/1	7	144	20.6	54	0
Dec 2	Pit	L	1/1	3	33	11.0	13	0
Dec 9	at Was	L	1/1	1	21	21.0	21	0
Dec 16	Den	L	1/1	1	14	14.0	14	0
Dec 23	NYG	W	1/1	5	88	17.6	43	1
Dec 30	at Cin	L	1/1	0	0	—	—	0
<b>TOTALS</b>			<b>16/16</b>	<b>49</b>	<b>855</b>	<b>17.4</b>	<b>54</b>	<b>8</b>

### 2012 Postseason (Baltimore)

Date	Opp	W/L	P/S	Rec	Yds	Avg	Lg	TD
Jan 6	Ind	W	1/1	2	31	15.5	22	0
Jan 12	at Den	W	1/1	3	98	32.7	59t	2
Jan 20	at NE	W	1/1	4	69	17.3	25	0
Feb 3	at SF	W	1/1	2	35	17.5	20	0
<b>TOTALS</b>			<b>4/4</b>	<b>11</b>	<b>233</b>	<b>21.2</b>	<b>59t</b>	<b>2</b>

### 2013 (Baltimore)

Date	Opp	W/L	P/S	Rec	Yds	Avg	Lg	TD
Sep 5	at Den	L	1/1	4	92	23.0	34	0
Sep 15	Cle	W	1/1	7	85	12.1	27	0
Sep 22	Hou	W	1/1	5	92	18.4	48	0
Sep 29	at Buf	L	1/1	5	166	33.2	74	1
Oct 6	at Mia	W	1/1	6	121	20.2	41	0
Oct 13	GB	L	1/1	1	12	12.0	12	0
Oct 20	at Pit	L	1/1	3	61	20.3	41	0
Nov 3	at Cle	L	1/1	5	78	15.6	46	0
Nov 10	Cin	W	1/1	5	46	9.2	18	1
Nov 17	at Chi	L	1/1	5	32	6.4	13	1
Nov 24	NYJ	W	1/1	2	74	37.0	60	0
Nov 28	Pit	W	1/1	6	93	15.5	54	1
Dec 8	Min	W	1/1	1	11	11.0	11	0
Dec 16	at Det	W	1/1	4	69	17.3	25	0
Dec 22	NE	L	1/1	3	69	23.0	42	0
Dec 29	at Cin	L	1/1	3	27	9.0	14	0
<b>TOTALS</b>			<b>16/16</b>	<b>65</b>	<b>1,128</b>	<b>17.4</b>	<b>74</b>	<b>4</b>

### 2014 (Baltimore)

Date	Opp	W/L	P/S	Rec	Yds	Avg	Lg	TD
Sep 7	Cin	L	1/1	3	50	16.7	25	0
Sep 11	Pit	W	1/1	1	10	10.0	10	0
Sep 21	at Cle	W	1/1	2	25	12.5	18	0
Sep 28	Car	W	1/1	2	53	26.5	29	1
Oct 5	at Ind	L	1/1	3	38	12.7	20	0
Oct 12	at TB	W	1/1	4	51	12.8	18	2
Oct 19	Atl	W	1/1	3	81	27.0	39t	1
Oct 26	at Cin	L	1/1	0	0	—	—	0
Nov 2	at Pit	L	1/1	4	63	15.8	35t	1
Nov 9	Ten	W	1/1	5	75	15.0	32t	1
Nov 24	at NO	W	1/1	5	98	19.6	40	0
Nov 30	SD	L	1/1	6	65	10.8	17	2
Dec 7	at Mia	W	1/1	0	0	—	—	0
Dec 14	Jax	W	1/1	2	16	8.0	12	0
Dec 21	at Hou	L	1/1	5	59	11.8	20t	2
Dec 28	Cle	W	1/1	4	83	20.8	53	1
<b>TOTALS</b>			<b>16/16</b>	<b>49</b>	<b>767</b>	<b>15.7</b>	<b>53</b>	<b>11</b>

### 2014 Postseason (Baltimore)

Date	Opp	W/L	P/S	Rec	Yds	Avg	Lg	TD
Jan 3	at Pit	W	1/1	2	28	14.0	17	1
Jan 10	at NE	L	1/1	3	62	20.7	35	0
<b>TOTALS</b>			<b>2/2</b>	<b>5</b>	<b>90</b>	<b>18.0</b>	<b>35</b>	<b>1</b>

## 2015 SEASON

## MEDIA GUIDE



# JOE STALEY

74

HT	WT	COLLEGE	T
6-5	315	CENTRAL MICHIGAN	T
BORN 8.30.84 // ROCKFORD, MI // ROCKFORD HS, ROCKFORD, MI 9TH YEAR // ACQUIRED D-1B IN '07			

## AWARDS & HONORS

- 2011:** AP All-Pro Second Team, NFC Pro Bowl, Madden Most Valuable Protectors Award (Week 5), All-NFC West Offense by ESPN's Mike Sando
- 2012:** AP Second-Team All-Pro, NFC Pro Bowl selection (Starter), 2012 Madden Most Valuable Protectors Award, Madden Most Valuable Protectors Award (Week 5), Madden Most Valuable Protectors Award (Week 7), Madden Most Valuable Protectors Award (Week 12)
- 2013:** AP Second-Team All-Pro, Pro Bowl, PFWA All-NFL Team
- 2014:** Pro Bowl, Bobb McKittrick Award
- 2015:** Pro Bowl



## CAREER HIGHLIGHTS

- Became the first 49ers rookie O-Lineman to start every single game in a season since Cas Banaszek (1968-77), who started all 14 contests in 1968.
- Was 1 of only 3 NFL rookies (former 49ers LB Patrick Willis and Browns LT Joe Thomas) to line up for every single snap in 2007, and was 1 of 35 NFL players overall to accomplish the feat out of 1,898 total players.
- Recovered a fumble for a TD [vs. NYJ (12/7/08)], becoming the 6th offensive lineman in 49ers history to register a TD.

## 2015 HIGHLIGHTS

- Part of an offensive line group that helped the team rush for 230 total yds. vs. Min (9/14), the most in franchise history during a season opening game. The O-Line helped pave the way for RB Carlos Hyde as he rushed for a NFL Week 1-high of 168 yds. and 2 TDs.
- The 49ers offensive line did not allow a sack on 25 atts. by QB Blaine Gabbert vs. Atl. (11/8), and helped pave the way for 133 yds. rushing. It marked the first time the 49ers did not allow a sack in a game since 10/13/14 at StL (36 atts.).

## STALEY'S GOLDEN NUGGETS

- During the 2015 offseason, he and his teammates invited Anthony Pineda, a 13-year-old who battled Leukemia, to be a "Captain for the Day" as part of ESPN's "My Wish" program.
- In 2014, Staley was selected as the Bobb McKittrick Award winner, which is given annually to the 49ers offensive lineman who best represents the courage, intensity and sacrifice displayed by the longtime offensive line coach, during his 21 years of service to the 49ers. The award was established by the 49ers in 1999, and is voted on by the offensive line.

## GOLDMINE

- In 2013, Joe was an ambassador for San Francisco's first Electric Run, a 5K race that benefits Smile Train, the world's largest cleft lip and palate charity. The race, which was held at Candlestick Park, raised \$10,000 for Smile Train and more than 8,000 people participated in the event. "Anything that benefits children is just a great cause and I was very excited to put my name down for the charity and the event itself," Staley said.
- Entering his sophomore season at Central Michigan, Staley and the football program experienced a coaching change. New head coach Brian Kelly and offensive line coach Jeff Quinn asked the young tight end to make the switch to offensive tackle. He agreed and the transformation began. The 250-pound tight end began to wake up at 2 a.m. to consume a 2,000 calorie weight-gaining shake and would later work out twice a day to prepare his body for its new life in the trenches. In the first offseason, Staley added 20 pounds to his lean frame. By the time he was a senior, he reached 290 pounds and went on to become the first Chippewa to be drafted in the first round of the NFL Draft.

## STALEY'S CAREER STATISTICS

**GAMES/STARTS – 129/129;** 2007 (16/16); 2008 (16/16); 2009 (9/9); 2010 (9/9); 2011 (16/16); 2012 (16/16); 2013 (16/16); 2014 (16/16); 2015 (15/15)  
**POSTSEASON GAMES/STARTS – 8/8;** 2011 (2/2); 2012 (3/3); 2013 (3/3)

### Additional Statistics:

**Touchdowns – 1:** 2008 [FR in endzone vs. NYJ (12/7/08)]

**Receptions – 2:** 2011 [17–yd. pass from QB Alex Smith vs. Cle. (10/30/11)]; 2013 [14–yd. pass from QB Colin Kaepernick at Arz. (12/29/13)]

**Fumble Recoveries – 6:** 2007 (1), 2008 (1), 2009 (2), 2012 (1); 2015 (1)

### Milestones:

**NFL Debut:** vs. Arz. (9/10/07); **First Start:** vs. Arz. (9/10/07); **First Reception:** vs. Cle. (10/30/11 – 17–yd. pass from QB Alex Smith); **First FR:** vs. NYJ (12/7/08 – WR Jason Hill); **First FR Returned for a TD:** vs. NYJ (12/7/08 – recovered WR Jason Hill fumble in the end zone); **100th Career Start:** vs. Chi. (9/14/14)

## STALEY'S TRANSACTIONS

Originally the second of two 1st–round (28th pick overall) draft choices by SF in 2007...Signed a six–year contract extension through 2017 on 6/4/09...Signed a two–year contract extension through 2019 on 7/17/14.



## 2014

- Started his 100th game with the 49ers vs. Chi. (9/14), becoming the 20th offensive lineman in franchise history to have played in 100-or-more games.
- Helped pave the way for the 49ers offense to rush for a season-high 218 yds. on 42 atts. (5.2 avg.) vs. Phi. (9/28). Also helped the 49ers offense hold the ball for 42:17, which was the highest time of possession for the team since 11/20/11 vs. Arz. (44:16).
- Part of an O-Line that led the way for the team to rush for a franchise record 355 yds. vs. SD (12/20). The 355 rushing yds. are the most by any team in the NFL since 11/4/07 (Min. - 378 yds. rushing vs. SD).

## 2013

- Was part of an offensive line that helped amass the 2nd most total net yds. on opening day in 49ers franchise history with 494 yds. (404 passing yds. and 90 rushing yds.) vs. GB (9/8).
- Helped pave the way for 219 net yds. rushing at StL (9/26). It marked the first time the 49ers had three different RBs score a rushing TD in the same game since 12/2/01 vs. Buf. (Garrison Hearst, Fred Beasley and Paul Smith).
- The offensive line did not allow a sack on 17 total atts. by QB Colin Kaepernick and QB Colt McCoy at Jax. (10/27). The last time the 49ers did not allow a sack was 11/25/12 at NO. The 49ers also rushed for 221 yds. and 4 TDs on 38 carries at Jax., the most rushing yds. in a game by the team during the 2013 season. The 4 rushing TDs tied for the most by any team in a game in the NFL in 2013.
- Provided great running lanes for the offense to gain 199 rushing yds. on 30 atts. vs. Atl. (12/23). The 6.6 yds. per carry avg. was team's highest in any game during the 2013 season. It also marked just the second time in the season that the team had three players rush for over 50 yds. (Gore - 97; Kaepernick - 51; Hunter - 51).
- Staley hauled in his 2nd career recept. on a 14-yd. pass from QB Colin Kaepernick at Arz. (12/29). His first career recept. was on 10/30/11 vs. Cle. (17 yds.).

## 2012

- Staley and the 49ers O-Line won the 2012 Madden Most Valuable Protectors Award, recognizing the best O-Line in the NFL.
- The 49ers were 1 of just 3 teams to have the same 5 starting offensive linemen for every game in 2012 (Was. & NYJ).
- Paved the way as the team rushed for a season-high 245 yds. on 44 carries as 9 different players carried the ball at NYJ (9/30).
- Helped the 49ers offense set a team record with 621 total yds. (311 rushing, 310 passing) vs. Buf. (10/7), surpassing the 49ers previous franchise record of 598 vs. Buf. (9/13/92). San Francisco became the first team in NFL history to post 300-or-more yds. rushing and passing in the same game.
- Aided the 49ers offense as the team rushed for 175 yds. on 32 carries (5.5 avg.) vs. Sea. (10/18).
- Staley and the 49ers offensive line did not allow a sack on 25 pass attempts by QB Colin Kaepernick at NO (11/25). The performance earned the O-Line the Madden Most Valuable Protectors Award for Week 12.
- Part of offensive line vs. GB (1/12/13 - NFC-D) that helped the 49ers become the first team in NFL history to ever have two, 100-yd. rushers [QB Colin Kaepernick (181 yds. rushing), RB Frank Gore (119 yds. rushing)] and one, 100-yd. receiver [WR Michael Crabtree (119 yds. receiving)] in a playoff game in NFL history.

## 2012 (CONTINUED)

- Against the Packers, San Francisco amassed 579 total yds. of offense (323 rushing and 256 passing), setting a new single-game postseason franchise record. The previous record was 537 yds. (211 rushing and 326 passing) vs. Mia. (1/20/85) in Super Bowl XIX. The 49ers rushed for 323 yds. on the night, setting the franchise single-game postseason rushing record. The previous rushing record was also set in Super Bowl XIX (211 yds.).
- Staley and the 49ers offense became the first team in Super Bowl history to have a 300-yd. passer, a 100-yd. rusher and 2, 100-yd. receivers in a single game. QB Colin Kaepernick threw for 302 yds., RB Frank Gore added 110 yds. rushing, WR Michael Crabtree tallied 109 rec. yds. and TE Vernon Davis recorded 104 rec. yds vs.

## 2011

- Part of an offensive line that helped pave the way for RB Frank Gore to gain 100-plus rushing yds. in 5 consecutive games, setting a new franchise record.
- Staley and the 49ers offensive line did not allow a sack on 20 pass atts. by QB Alex Smith vs. Sea. (9/11).
- Helped 49ers accumulate 442 yds. of offense in come-from-behind victory at Phi. (10/2), which included 164 yds. on the ground.
- Helped the offense rush for 213 yds. on the ground while not allowing a sack vs. TB (10/9).
- Staley and the offensive line were awarded the Madden Most Valuable Protectors Award for Week 5. They helped the 49ers offense rush for 213 yds. on the ground while not allowing a sack vs. TB (10/9).
- Supported the 49ers offense in rushing for 203 yds. at Det. (10/16), marking the first time the team rushed for over 200 yds. in back-to-back games (10/9 vs. TB, 213 yds.) since 12/6/98 at Car. (236 yds.) and 12/14/98 vs. Det. (328 yds.).
- Hauled in his first career recept. for 17-yds. vs. Cle. (10/30). Staley is the first 49ers offensive lineman to record a recept. since C/G Chris Dalman (11/20/95 at Mia.) and ties G Guy McIntyre for the longest recept. by an offensive lineman in franchise history (17 yds. on 9/18/88 vs. Atl.).
- Helped the 49ers offense hold the ball for 44:16 while not allowing a sack vs. Arz. (11/20), marking the highest time of possession for the team since 11/3/02 at Oak. (44:33 - 49ers 23, Raiders 20).

## 2010

- Started the first 9 games of the season at LT before suffering a fractured fibula vs. StL (11/14). Inactive Weeks 11-17.
- Part of an offensive line that did not allow a sack on 32 pass atts. by QB Alex Smith vs. NO (9/20).
- Part of an offensive line that did not allow a sack on 19 pass atts. by QB Troy Smith vs. Den. (10/31).

## 2009

- Sideline with sprained knee ligaments suffered at Ind. (11/1) from Weeks 9-14, and was inactive at StL (1/3/10) with a knee injury.
- Helped the team rush for a season-high 246 yds. vs. Sea. (9/20).
- Suffered a quad contusion at Min. (9/27), marking the first time in his career that he missed an offensive play.

## 2008

- Started all 16 games at LT and was the only 49ers player to line up for every single snap.
- Was part of an O-Line that did not allow a sack at Arz. (11/10), breaking an NFL record 31-game streak by the Cardinals defense with at least one sack.
- Recorded first NFL TD on a fumble recovery following a WR Jason Hill 6-yd. reception vs. NYJ (12/7).

## 2007

- Started all 16 games at RT for 49ers after beating out T Kwame Harris for position in training camp. Played every single snap on offense as a rookie.

## COLLEGE

Played in 46 games (39 starts) at Central Michigan and helped team produce a 1,000-yd. rusher in three of his four seasons (2003-05). Arrived on Central Michigan's campus as a 225-pound tight end in 2003, but developed into one of the elite offensive tackles in collegiate game. Recorded fastest 40-yd. dash time (4.7) of any offensive lineman at 2007 NFL Combine. Consensus First-Team All-MAC choice as one of three team captains as a senior, starting all 14 games at LT and helping team rank 22nd in nation with 245.9 passing yds. per game. First-Team All-MAC selection as a junior as he moved to LT and started 11 games. Shifted to RT as a sophomore during preseason and started 11 games as the Chippe- was averaged 395.5 yds. per game. Played in team's final 11 games with 4 starts at TE as a freshman and posted 11 receipts. for 130 yds. with 1 TD.

## PERSONAL

- Attended Rockford (MI) HS, where he lettered twice in both football and track.
- Caught 24 passes for 559 yds. with 7 TDs as a senior TE.
- Set three school records in track: 200-meters (21.9), 4x100m (42.5) and 4x200m (1:27) relay teams.
- Placed 6th in state for 200m to earn all-state honors as team finished 4th in state finals in 4x100m, 4th in 4x200m and 6th in 4x400m (43.1).
- Joe credits his family for making him the man he is today. "I have a very close-knit family. All of the values and things they've done to make me the man I am today, I attribute to them. They taught me at a young age and gave me a great upbringing." He also credits his high school coach, Ralph Munger, for teaching him about football and how to play it the right way.
- After Joe is finished playing football, he'd like to go into teaching at the high school level and coach football. "Hopefully I'll have a family by then and be able to spend time with them. I want to live a simple life when football is done."
- Joe and his wife, Carrie, have one daughter, Grace.
- Born Joe Staley (8/30/84) in Rockford, MI.

## INJURY REPORT

- 2009:** Missed 7 games [vs. Ten. (11/8), vs. Chi. (11/12), at GB (11/22), vs. Jax. (11/29), at Sea. (12/6), vs. Arz. (12/14) and at StL (1/3)] with a knee injury suffered at Ind. (11/1).
- 2010:** Suffered a fractured fibula vs. StL (11/14) and was inactive the remainder of the season.



# JAQUISKI TARTT

29

HT	WT	COLLEGE	S
6-1	221	SAMFORD	S
BORN 2.12.92 // MOBILE, AL // DAVIDSON HS, MOBILE, AL ROOKIE // ACQUIRED D-2 IN '15			

## 2015 HIGHLIGHTS

- Made his NFL debut vs. Min. (9/14) and recorded his first career sack, taking down QB Teddy Bridgewater for a 14-yd. loss.
- Recorded 9 tackles (6 solo) vs. Sea. (10/22).
- Made the first start of his NFL career at StL (11/1), and registered his first career FF, knocking the ball loose from WR Tavon Austin in the 1st quarter.
- Registered a career-high 10 tackles and 1.0 sack at Chi. (12/6), bringing down Bears QB Jay Cutler for his 2nd career sack.
- Recorded the first INT of his career and 1 PD at Cle. (12/13), intercepting Browns QB Johnny Manziel and returning it 25-yds.

## GOLDMINE

- A two-time All-American and All-Southern Conference selection, Tartt was the first player in Samford school history to be invited to play in the Reese's Senior Bowl. Just the sixth player selected in the NFL draft in school history, Jaquiski holds the distinction of being the first player drafted in the second round or higher from Samford University.
- Tartt's young football career has been heavily influenced by his family. He played his first year of organized football in 2009 at Davidson HS in Mobile, AL to honor his grandfather, Alfred Lewis, who passed away during the summer before his senior year. "The football coaches and my friends wanted me to come out and play, and he really wanted me to play. I really wanted to play again ever since he passed away, so I do this for his memory." Additionally, Jaquiski chose to attend Samford University at the urging of his mother, a traveling nurse who wanted to go there herself because of their pharmacy program. Initially, Tartt was wary of the traveling between Mobile and Birmingham, but his mother and coach Pat Sullivan convinced him Samford was the right choice for him.
- Drafted by the 49ers in the second round of the 2015 NFL Draft, Tartt reunites with best friend and former high school teammate DB Jimmie Ward. Both products of Davidson High School in Mobile, AL, the pair won the Class 6A Region 1 football championship as the school's starting safeties in 2009. "We talked about this day and how it would be crazy to be on the same team," Tartt said after hearing his name announced at the 2015 NFL Draft. "For it to actually happen, it's crazy."

## TARTT'S GOLDEN NUGGETS

- Pronounced juh-KWAH-skee.
- Became the sixth player selected in the NFL Draft in Samford school history and holds the distinction of being the first player drafted in the second round or higher.
- Reunites with high school teammate and 2014 49ers 1st round pick DB Jimmie Ward. Both are products of Davidson HS in Mobile, AL. The pair won the Class 6A Region 1 football championship as the school's starting safeties in 2009.

## TARTT'S GAME-BY-GAME

### 2015

Date	Opp	W/L	P/S	Tot	Sol	Ast	Sk	Yds	Int	Yds	PD	FF	FR	Yds
Sep 14	Min	W	1/0	4	4	0	1.0	14.0	0	0	0	0	0	0
Sep 20	at Pit	L	1/0	0	0	0	0.0	0.0	0	0	0	0	0	0
Sep 27	at Arz	L	1/0	1	1	0	0.0	0.0	0	0	0	0	0	0
Oct 4	GB	L	1/0	0	0	0	0.0	0.0	0	0	0	0	0	0
Oct 11	at NYG	L	1/0	3	3	0	0.0	0.0	0	0	0	0	0	0
Oct 18	Bal	W	1/0	4	3	1	0.0	0.0	0	0	0	0	0	0
Oct 22	Sea	L	1/0	9	6	3	0.0	0.0	0	0	0	0	0	0
Nov 1	at StL	L	1/1	8	6	2	0.0	0.0	0	0	0	1	0	0
Nov 8	Atl	W	1/1	4	3	1	0.0	0.0	0	0	2	0	0	0
Nov 22	at Sea	L	1/1	8	7	1	0.0	0.0	0	0	0	0	0	0
Nov 29	Arz	L	1/1	5	5	0	0.0	0.0	0	0	0	0	0	0
Dec 6	at Chi	W	1/1	10	9	1	1.0	8.0	0	0	0	0	0	0
Dec 13	at Cle	L	1/1	7	7	0	0.0	0.0	1	25	1	0	0	0
Dec 20	Cin	L	1/1	1	1	0	0.0	0.0	0	0	0	0	0	0
Dec 27	at Det	L	1/1	2	2	0	0.0	0.0	0	0	0	0	0	0
Jan 3	StL													
TOTALS				15/8	66	57	9	2.0 22.0	1	25	3	1	0	0

Special Teams Tackles – 1

## TARTT'S CAREER STATISTICS

YEAR	TEAM	GP	GS	TACKLES			SACKS	YDS	INT	INTERCEPTIONS			PD	FUMBLES		
				TOT	SOL	AST				YDS	LG	TD		FF	FR	YDS
2015	SF	15	8	66	57	9	2.0	22.0	1	25	25	0	3	1	0	0
TOTALS		15	8	66	57	9	2.0	22.0	1	25	25	0	3	1	0	0

### Additional Statistics:

Special Teams Tackles – 1: 2015 (1)

### Milestones:

**NFL Debut:** vs. Min. (9/14/15); **First Sack:** vs. Min. (9/14/15 – QB Teddy Bridgewater); **First Start:** at StL (11/1/15); **First FF:** at StL (11/1/15 – WR Tavon Austin); **First INT:** at Cle. (12/12/15 – QB Johnny Manziel);

## TARTT'S CAREER HIGHS

**Total Tackles:** 10 at Chi. (12/6/15)

**Solo:** 9 at Chi. (12/6/15)

**Assists:** 3 vs. Sea. (10/18/15)

**Passes Defensed:** 2 vs. Atl. (11/8/15)

**Forced Fumbles:** 1 at StL (11/1/15)

**Interceptions:** 1 at Cle. (12/13/15)

**Interception Yards:** 25 at Cle. (12/13/15)

**Long Interception Return:** 25 at Cle. (12/13/15)

**Sacks:** 1.0 (2 Times) Last at Chi. (12/6/15)

## TARTT'S TRANSACTIONS

Originally a 2nd-round (46th overall) draft choice by SF in 2015.


## COLLEGE

Played in 44 games and totaled 277 tackles, 6 INTs, 20 PDs and 6.5 TFLs in his career. As a senior, named to the American Football Coaches Association FCS All-America team and Second-Team AP All-America team. Also named First-Team All-SoCon. Finished second on the team with 62 tackles, 1 INT, 1 PD and 3.0 TFLs. In 2013, named First-Team All-SoCon and Second-Team All-America. Started 12 games and registered 98 tackles, 1 INT and 9 PDs. As a sophomore, earned First-Team All-America and First-Team All-SoCon honors. Led the team with 94 tackles, 4 INTs and 10 PDs. In 2011, played in 10 games and recorded 23 tackles. Redshirted in 2010.

## PERSONAL

- Majored in geography.
- Attended Davidson (Mobile, AL) HS where he did not play organized football until his senior year. Tallied 72 tackles during the season, including 2 INTs, 5 PDs, 1 FF and 1 FR.
- Also participated in basketball and was named to the *Mobile Press-Register* High School Basketball All-Academic Team.
- Played high school football with 49ers DB Jimmie Ward at Davidson HS.





# BRANDON THOMAS

**60**

HT	WT	COLLEGE	
<b>6-3</b>	<b>317</b>	<b>CLEMSON</b>	<b>G</b>
BORN 2.8.91 // SPARTANBURG, SC // PAUL M. DORMAN HS, SPARTANBURG, SC 1ST YEAR // ACQUIRED D-3C IN '14			

## GOLDMINE

- The word versatile has been used frequently to describe Thomas on the football field. During his days at Paul M. Dorman (Spartanburg, SC) High School, Thomas played guard his freshman and sophomore years, tackle his junior year and tight end/fullback his senior year. He took that versatility with him to Clemson, where he predominantly played tackle, starting 30 games at the position, but he also started nine games at guard for the Tigers. Through all of his experience, Thomas knows what it takes to be successful at both the tackle and guard positions and will use that to his advantage with the 49ers. "Basically, out there (at tackle) you have to have quick feet and good hips," Thomas said. "But inside (at guard), you have to be strong and have a solid base."
- Despite a knee injury late in the draft process, Thomas was aware of the positive situation that surrounded him with the Niners. He understood that there was an established offensive line that would work with him to improve. "This injury could be a blessing in disguise," Thomas said. "To take a year to learn from those guys, and get stronger, get better, get my knee stronger. So, it's going to be a fun process."

## THOMAS' GOLDEN NUGGETS

- Earning his degree in secondary education from Clemson, Thomas spent five months in 2013 as a student-teacher at Liberty High School in South Carolina. Part of his responsibilities were to create lesson plans that allowed students to interact, participate in group projects, and grow as young adults.
- Following his student-teaching experience, he went on to intern at Trammell & Mills, Law Firm, LLC where he was involved in client meetings and worked in general case management.

## THOMAS' TRANSACTIONS

Originally the third of three 3rd-round (100th overall) draft choices by SF in 2014...Placed on the Reserve/Non-Football Injury List on 8/25/14.

## 2014

- Placed on the Reserve/Non-Football Injury List on 8/25 where he spent the entire season.

## COLLEGE


Played in 49 games (39 starts - 30 at T and 9 at G) for the Tigers. In 2013, earned First-Team All-ACC honors while starting all 13 games at left tackle. Helped pave the way for Clemson's offense to total 6,600 yds., which ranked 10th in the nation, and marked the second highest output in a single-season in the school's history. In 2012, was selected Second-Team All-ACC after starting all 13 games at left tackle. Part of an offensive line that helped the Tigers tally a school-record 6,665 yds. in total offense. Started 9 games at left guard and 1 game at left tackle in 2011, helping to set a then-school record with 6,171 yds. in total offense. Also became the first Tiger offensive lineman since 1966 to score a TD, recovering a fumble in the end zone vs. Georgia Tech. In 2010, saw playing time in 10 contests. Redshirted as a freshman in 2009.

## PERSONAL

- Attended Paul M. Dorman (Spartanburg, SC) HS, where he earned Class 5A All-State, All-Area and All-Conference honors during his last three seasons.
- Rated the 8th overall player in South Carolina, and the 14th best offensive tackle in the nation by Rivals.com.
- Earned ACC Academic Honor Roll accolades in 2012 and 2009.
- Graduated with a degree in secondary education.
- Born Brandon Thomas (2/8/91) in Spartanburg, SC.

## INJURY REPORT

**2014:** Placed on the Reserve/Non-Football Injury List on 8/25.



# DYLAN THOMPSON

13

HT	WT	COLLEGE	QB
6-3	218	SOUTH CAROLINA	
BORN 10.25.91 // BOILING SPRINGS, SC // BOILING SPRINGS HS, BOILING SPRINGS, SC ROOKIE // ACQUIRED FA IN '15			

## GOLDMINE

- While at South Carolina, Thompson was named the Freddie Solomon Community Spirit Award winner, which honors a college football player from the states of Florida or South Carolina who have impacted the lives of others through community service.
- In July of 2014, Thompson was one of 43 college quarterbacks who worked as an instructor at the Manning Passing Academy at Nicholls State University in Louisiana. The four-day camp is run by former New Orleans Saints QB Archie Manning and his three sons, Denver Broncos QB Peyton, New York Giants QB Eli and Cooper Manning, and features 1,200 high school players from around the world. "It's not every day do you get to be around guys that are going through exactly what you're going through. So, that was cool to talk and meet some new guys, spend a lot of time with guys that are going through that."
- During South Carolina's week off during the summer of 2014, Thompson made a mission trip to Israel, where he taught American football and shared the gospel. His daily schedule included going to bed after midnight and waking up before 8:00 am to travel to new locations for camps.
- In 2012, Thompson took his second mission trip to El Salvador in Central America. The first time, he went with his church group and visited an orphanage where he taught football to the children. The second time around, Thompson decided to go by himself, as his desire to teach and do so without supervision was too strong. "This time I went by myself to really see how it would be for the future and how I would be by myself sharing the gospel. I wanted to do everything, from the camps, speaking engagements and everything."

## THOMPSON'S GOLDEN NUGGETS

- Spent the first nine weeks of the season on the 49ers practice squad before being promoted to the active roster on 11/21.
- Was named the Freddie Solomon Community Spirit Award winner for his community service efforts during his time at South Carolina.
- Has taken three mission trips, twice visiting El Salvador and once visiting Israel to teach American football and share the gospel.
- Worked as an instructor at the Manning Passing Academy in 2014.

## GOLDMINE (CONTINUED)

- In December of 2012, Thompson and his teammates from South Carolina teamed up with Michigan football players to visit St. Joseph's Childrens Hospital in Tampa, FL before squaring off the following weekend in the Outback Bowl. The players handed out autographed Outback Bowl posters, drawstring backpacks and pennants to the sick children. "I love seeing kids and brightening their day. They're going through a lot more serious stuff than we are right now."

## THOMPSON'S GAME-BY-GAME

2015 Date	Opp	W/L	P/S	Att	Cmp	Pct	Yds	TD	Int	Lg	Sk/Yds	Rtg	Rsh	Yds	TD	Total Net Yds.	Pct. Offense
Sep 14	Min	W	-	-	-	-	-	-	PRACTICE SQUAD	-	-	-	-	-	-	-	-
Sep 20	at Pit	L	-	-	-	-	-	-	PRACTICE SQUAD	-	-	-	-	-	-	-	-
Sep 27	at Arz	L	-	-	-	-	-	-	PRACTICE SQUAD	-	-	-	-	-	-	-	-
Oct 4	GB	L	-	-	-	-	-	-	PRACTICE SQUAD	-	-	-	-	-	-	-	-
Oct 11	at NYG	L	-	-	-	-	-	-	PRACTICE SQUAD	-	-	-	-	-	-	-	-
Oct 18	Bal	W	-	-	-	-	-	-	PRACTICE SQUAD	-	-	-	-	-	-	-	-
Oct 22	Sea	L	-	-	-	-	-	-	PRACTICE SQUAD	-	-	-	-	-	-	-	-
Nov 1	at StL	L	-	-	-	-	-	-	PRACTICE SQUAD	-	-	-	-	-	-	-	-
Nov 8	Atl	W	-	-	-	-	-	-	PRACTICE SQUAD	-	-	-	-	-	-	-	-
PROMOTED TO ACTIVE ROSTER ON 11/21																	
Nov 22	at Sea	L	-	-	-	-	-	-	DID NOT PLAY	-	-	-	-	-	-	-	-
Nov 29	Arz	L	-	-	-	-	-	-	DID NOT PLAY	-	-	-	-	-	-	-	-
Dec 6	at Chi	W	-	-	-	-	-	-	DID NOT PLAY	-	-	-	-	-	-	-	-
Dec 13	at Cle	L	-	-	-	-	-	-	DID NOT PLAY	-	-	-	-	-	-	-	-
Dec 20	Cin	L	-	-	-	-	-	-	DID NOT PLAY	-	-	-	-	-	-	-	-
Dec 27	at Det	L	-	-	-	-	-	-	DID NOT PLAY	-	-	-	-	-	-	-	-
Jan 3	StL																
<b>TOTALS</b>			<b>0/0</b>	<b>0</b>	<b>0</b>	<b>-</b>	<b>0</b>	<b>0</b>	<b>0</b>	<b>-</b>	<b>0/0</b>	<b>-</b>	<b>0</b>	<b>0</b>	<b>0</b>	<b>0</b>	<b>-</b>

## COLLEGE

A team captain for the Gamecocks, set a South Carolina school record and led the SEC with 3,564 passing yds. (274.2 yds. per game avg.), in 2014. Ranked third in the SEC with 26 TD passes, which was the second-highest single-season mark in school history. Also led the conference and set the school record with 270 completions and 451 pass attempts in a season. Was the 2014 Freddie Solomon Community Spirit Award winner. In 2013, played in 10 games (1 start) and threw for 783 yds. and 3 TDs on 52 atts. Also rushed 16 times for 27 yds. and 3 TDs. As a sophomore, played in 11 games (2 starts) and completed 66 passes for 1,027 yds. and 10 TDs. As a freshman, saw action in four games. Redshirted in 2010.

## PERSONAL

- Graduated with a degree in sport and entertainment management.
- Attended Boiling Springs (SC) HS where he was selected to play in the Shrine Bowl of the Carolinas. Threw for 1,300 yds. and rushed for another 500, accounting for 21 TDs in only six games, as a junior.
- A two-sport athlete, also played basketball where he averaged 17 points, five rebounds and five assists per game at Boiling Springs HS.
- Born Dylan Thompson (10/25/91) in Boiling Springs, SC.

## THOMPSON'S CAREER STATISTICS

YEAR	TEAM	PASSING												RUSHING				
		GP	GS	ATT	CMP	PCT	YDS	TD	INT	LG	SK	LST	RTG	ATT	YDS	AVG	LG	TD
2015	SF	0	0	0	0	-	0	0	0	-	0	0	-	0	0	-	-	0
TOTALS		0	0	0	0	-	0	0	0	-	0	0	-	0	0	-	-	0

## THOMPSON'S TRANSACTIONS

Originally signed as an undrafted free agent with SF on 5/5/15...Released by SF on 9/5/15...Signed to SF practice squad on 9/6/15...Promoted to SF active roster on 11/21/15.



# ANDREW TILLER

61

HT	WT	COLLEGE	G
6-4	324	SYRACUSE	G
BORN 3.13.89 // CENTRAL ISLIP, NY // CENTRAL ISLIP HS, CENTRAL ISLIP, NY 3RD YEAR // ACQUIRED FA IN '14			

## GOLDMINE

- One of Tiller's inspirations during his football journey has been his cousin who passed away. "We always made a pact that one of us was going to hold the family down. He was either going to do it with his music, or I was going to do it with football. He passed away, so he gave the torch to me and I've got to fulfill that promise."

## 2015 HIGHLIGHTS

- The 49ers offensive line did not allow a sack on 25 atts. by QB Blaine Gabbert vs. Atl. (11/8), and helped pave the way for 133 yds. rushing. It marked the first time the 49ers did not allow a sack in a game since 10/13/14 at StL (36 atts.).
- Made the first start of his NFL career at Sea. (11/22).

## 2014 (GREEN BAY/SAN FRANCISCO)

- Spent time with GB prior to signing to SF practice squad on 10/7. Was promoted to the active roster where he saw action in 1 game.
- Made his NFL debut at Sea. (12/14).

## 2013 (SAN DIEGO/GREEN BAY)

- Spent time on the Chargers and Packers practice squads.

## 2012 (NEW ORLEANS)

- Spent the entire season on the Saints active roster, but did not appear in a game.

## TILLER'S GOLDEN NUGGETS

- In 2010, he survived a car accident in which his vehicle was struck by an 18-wheel truck. The car was totaled, but he survived the wreck unscathed.
- Earned First-Team All-Big East honors starting all 12 games at Syracuse in 2011.

## COLLEGE

Played in 35 career games, including 28 starts, for the Orange. As a redshirt senior, was one of 11 players to start all 12 games. Was an All-Big East First-Team selection and helped the Orange's offensive line produce a, 1,000-yard rusher. In 2010, started all 13 games and helped the offense convert 34-of-40 (.850) chances in the red zone, which tied for the second in the Big East. Spent the 2008 season at Nassau Community College, where he earned 2008 Junior College Gridwire All-American honors. Majored in communications and rhetorical studies.

## PERSONAL

- Majored in communications and rhetorical studies.
- Attended Central Islip HS, where he earned Class 5A All-State, All-Area and All-Conference honors during his last three seasons.
- Won Newsday's Zellner Award for being the best lineman in Suffolk (NY) County.
- In 2007, Tiller recorded the 19th-best discus throw in Suffolk County (NY) Section XI (122-06.50).
- Tiller was a two-way player in high school. As a senior in 2006, he posted 103 tackles as a defensive lineman, the fourth-best total in Long Island. He also led all players in Long Island with 12 sacks in addition to his work on the offensive line.
- Born Andrew Tiller (3/13/89) in Queens, NY.

## TILLER'S CAREER STATISTICS

GAMES/STARTS – 12/6; 2014 (1/0); 2015 (11/6)


### Milestones:

NFL Debut: at Sea. (12/14/14); First Start: at Sea. (11/22/15)

## TILLER'S TRANSACTIONS

Originally a sixth-round (179th pick overall) draft choice by NO in 2012..Waived by NO on 8/31/13...Signed to SD practice squad on 9/25/13...Waived by SD on 9/28/13...Signed to SD practice squad on 10/1/13...Waived by SD on 11/18/13...Signed to GB practice squad on 11/20/13...Signed by GB on 1/6/14...Waived by GB on 8/30/14...Signed to SF practice squad on 10/7/14...Promoted to SF active roster on 12/13/14...Signed to SF practice squad on 9/6/15...Promoted to SF active roster on 10/10/15.





# JIMMIE WARD

25

HT	WT	COLLEGE	DB
5-11	193	NORTHERN ILLINOIS	
BORN 7.18.91 // MOBILE, AL // W.P. DAVIDSON HS, MOBILE, AL 2ND YEAR // ACQUIRED D-1 IN '14			

## 2015 HIGHLIGHTS

- Registered a career-high 7 tackles at NYG (10/11).
- Tied his career-high with 7 tackles vs. Atl. (11/8), while also adding 1 PD.
- Intercepted Bears QB Jay Cutler and returned it 29 yds. for a TD, marking his first career INT and first career TD at Chi. (12/6).
- Tied his career-high with 7 total tackles and added his first career sack vs. Cin. (12/20), brining down QB AJ McCarron for a nine-yard loss.

## GOLDMINE

- Growing up in Mobile, AL, Ward knew when to separate himself from others in his neighborhood. Said Ward, "From where I come from, the neighborhood that I grew up in, a lot of people don't make it out. There's a lot of stuff. They either flunk out of school, end up having a child so they have to drop out of school and raise that child, or end up going to jail. It really just made me want to do something more than what my peers were doing." Ward would surround himself with positive influences to help combat the negative. "As I got older I hung out with positive guys. The guys I was hanging with, they wanted to do something with their life too. That really helped me out."
- While playing youth football, Ward went by the nickname 'Nico' and was teammates with former Alabama QB AJ McCarron with the Mobile Youth Football's Municipal Raiders. He played linebacker for the team that won multiple Youth Bowl Championships in Mobile.
- Ward's family is no stranger to professional athletics. He is the cousin of current NBA player, Caron Butler.

## WARD'S GOLDEN NUGGETS

- On the day he was selected by the 49ers in the 1st round of the 2014 NFL Draft, drove three hours to New Orleans to purchase a new purse for his mother's birthday. He said, "I never really bought her anything expensive, because you're a kid. Growing up you would write a card, color a card or just buy a card or simple flowers. That's the most I ever did. She likes purses, so I just decided to get her a purse. It really didn't matter how much it cost, you just wanted to see that smile." His act of generosity shows his true character. "I'm not a selfish person. I just like to see and make other people smile too. It makes me feel better as a person."
- Was best friends growing up with 49ers 2015 2nd round draft pick, S Jaquiski Tartt. The two were teammates at W.P. Davidson High School in Mobile, AL.

## WARD'S GAME-BY-GAME

### 2015

Date	Opp	W/L	P/S	Tot	Sol	Ast	Sk	Yds	Int	Yds	PD	FF	FR	Yds
Sep 14	Min	W	1/1	3	1	2	0.0	0.0	0	0	0	0	0	0
Sep 20	at Pit	L	1/0	1	1	0	0.0	0.0	0	0	0	0	0	0
Sep 27	at Arz	L	1/0	0	0	0	0.0	0.0	0	0	0	0	0	0
Oct 4	GB	L	1/1	5	3	2	0.0	0.0	0	0	1	0	0	0
Oct 11	at NYG	L	1/0	7	7	0	0.0	0.0	0	0	0	0	0	0
Oct 18	Bal	W	1/0	4	4	0	0.0	0.0	0	0	0	0	0	0
Oct 22	Sea	L	1/0	4	2	2	0.0	0.0	0	0	0	0	0	0
Nov 1	at StL	L	1/1	3	2	1	0.0	0.0	0	0	0	0	0	0
Nov 8	Atl	W	1/1	7	7	0	0.0	0.0	0	0	1	0	0	0
Nov 22	at Sea	L	1/0	3	3	0	0.0	0.0	0	0	0	0	0	0
Nov 29	Arz	L	1/0	5	4	1	0.0	0.0	0	0	1	0	0	0
Dec 6	at Chi	W	1/0	3	1	2	0.0	0.0	1	29t	0	0	0	0
Dec 13	at Cle	L	1/1	3	2	1	0.0	0.0	0	0	0	0	0	0
Dec 20	Cin	L	1/1	7	6	1	1.0	9.0	0	0	1	0	0	0
Dec 27	at Det	L	1/1	2	2	0	0.0	0.0	0	0	0	0	0	0
Jan 3	StL													
TOTALS			15/7	57	45	12	1.0	9.0	1	29	4	0	0	0

Special Teams Tackles: 4

## WARD'S CAREER STATISTICS

YEAR	TEAM	GP	GS	TACKLES		AST	SACKS	YDS	INT	YDS	INTERCEPTIONS		PD	FUMBLES		
				TOT	SOL						LG	TD		FF	FR	YDS
2014	SF	8	1	23	17	6	0.0	0.0	0	0	—	0	2	0	0	0
2015	SF	15	7	57	45	12	1.0	9.0	1	29	29t	1	4	0	0	0
<b>TOTALS</b>		<b>23</b>	<b>8</b>	<b>80</b>	<b>62</b>	<b>18</b>	<b>1.0</b>	<b>9.0</b>	<b>1</b>	<b>29</b>	<b>29t</b>	<b>1</b>	<b>6</b>	<b>0</b>	<b>0</b>	<b>0</b>

### Additional Statistics:

**Special Teams Tackles** – 7: 2014 (3); 2015 (4)

### Milestones:

**NFL Debut:** at Dal. (9/7/14); **First Start:** at Dal. (9/7/14); **First INT:** at Chi. (12/6/15 – QB Jay Cutler); **First INT Returned for a TD:** at Chi. (12/6/15 – QB Jay Cutler); **First Sack:** vs. Cin. (12/20/15 – QB AJ McCarron)

## WARD'S CAREER HIGHS

**Total Tackles:** 7 (3 Times) Last vs. Cin. (12/20/15)

**Solo:** 7 (2 Times) Last vs. Atl. (11/8/15)

**Assists:** 2 (5 Times) Last at Chi. (12/6/15)

**Sacks:** 1.0 vs. Cin. (12/20/15)

**Interceptions:** 1 at Chi. (12/6/15)

**Interception Yards:** 29t at Chi. (12/6/15)

**Passes Defensed:** 2 at Arz. (9/21/14)

## WARD'S TRANSACTIONS

Originally a 1st-round (30th overall) draft choice by SF in 2014...Placed on the Injured Reserve List on 11/15/14.

## 2014

- Made his first career start and NFL debut at Dal. (9/7) where he registered the first 2 tackles of his career.

## COLLEGE

Played in 55 games (39 starts - 12 at CB and 27 at S) and totaled 320 tackles, 11 INTs, including 1 returned for a TD, 2.0 sacks, 4 FFs, 1 FR, 26 PDs, 6 TFLs and 4 blocked kicks for the Huskies. As a senior, Ward ranked 7th in the nation with 7 INTs, en route to earning Second-Team All-America and First-Team All-MAC honors. Started all 14 games at safety, and recorded a team-high 95 tackles, while adding 1.0 sack, 2.5 TFLs and led the conference with 10 PDs. In 2012, earned Third-Team All-America honors from the NFL Draft Report and was a First-Team All-MAC selection. Notched a career-high 104 tackles to lead the Huskies defense, and added 3 INTs, 1 FF, 11 PDs and 1 TFL. As a sophomore, earned Second-Team All-MAC honors, and played in 14 games, starting 12 at CB. Registered 100 tackles, 1.0 sack, 1 INT, 1 FF, 4 PDs and 2.5 TFLs. As a true freshman, saw action in all 14 games, tallied 21 tackles, 1 FF, 1 PD and blocked a school-record 3 punts. Named NIU's 2010 Special Teams Player of the Year and Freshman of the Year.

## PERSONAL

- Majored in general studies at Northern Illinois.
- Attended W.P. Davidson (Mobile, AL) HS where he was selected as an honorable mention Class 6A All-State defensive back by the Alabama Sportswriters Association as a senior.
- Also named to the Moblie Press Register's All-Region 4A-6A team following his junior and senior years.
- Born James Ward (7/18/91) in Racine, WI.


## INJURY REPORT

**2014:** Inactive at Den. (10/19) with a quadricep injury. Placed on the Injured Reserve List on 11/15.

## WARD'S GAME-BY-GAME

### 2014

Date	Opp	W/L	P/S	Tot	Sol	Ast	Sk	Yds	Int	Yds	PD	FF	FR	Yds
Sep 7	at Dal	W	1/1	2	1	1	0.0	0.0	0	0	0	0	0	0
Sep 14	Chi	L	1/0	4	2	2	0.0	0.0	0	0	0	0	0	0
Sep 21	at Arz	L	1/0	3	2	1	0.0	0.0	0	0	2	0	0	0
Sep 28	Phi	W	1/0	3	3	0	0.0	0.0	0	0	0	0	0	0
Oct 5	KC	W	1/0	3	2	1	0.0	0.0	0	0	0	0	0	0
Oct 13	at StL	W	1/0	4	4	0	0.0	0.0	0	0	0	0	0	0
Oct 19	at Den	—	—	INACTIVE (Quad)				—	—	—	—	—	—	—
Nov 2	StL	L	1/0	1	1	0	0.0	0.0	0	0	0	0	0	0
Nov 9	at NO	W	1/0	3	2	1	0.0	0.0	0	0	0	0	0	0
<b>PLACED ON INJURED RESERVE (Foot) ON 11/15</b>														
<b>TOTALS</b>			<b>8/1</b>	<b>23</b>	<b>17</b>	<b>6</b>	<b>0.0</b>	<b>0.0</b>	<b>0</b>	<b>0</b>	<b>2</b>	<b>0</b>	<b>0</b>	<b>0</b>



# DEANDREW WHITE

18

HT	WT	COLLEGE	WR
6-0	192	ALABAMA	
BORN 10.16.91 // HOUSTON, TX // NORTH SHORE HS, HOUSTON, TX ROOKIE // ACQUIRED FA IN '15			

## 2015 HIGHLIGHTS

- Made his NFL debut at Pit. (9/20) and recorded the first recept. of his career, an 8-yd. pass from QB Colin Kaepernick.

## GOLDMINE

- Has a strong relationship with DT Quinton Dial. Since first meeting during their college days at Alabama, the two have formed a brother-like bond. "He's like a bigger brother to me. When I got here, he welcomed me, he kind of tried to show me the way and I couldn't ask for a better relationship."

## WHITE'S GOLDEN NUGGETS

- First undrafted WR to make 53-man roster since Dontavia Bogan and Joe Hastings in 2011.
- Developed a strong relationship with DT Quinton Dial after both playing college football at Alabama.

## WHITE'S GAME-BY-GAME

2015									2015 Returns												
Date	Opp	W/L	P/S	Rec	Yds	Avg	Lg	TD	Date	Opp	KR	Yds	Avg	Lg	TD	PR	FC	Yds	Avg	Lg	TD
Sep 14	Min	W	—	—	INACTIVE	—	—	—	Sep 14	Min	—	—	—	INACTIVE	—	—	—	—	—	—	—
Sep 20	at Pit	L	1/0	2	18	9.0	10	0	Sep 20	at Pit	2	47	23.5	26	0	1	0	4	4.0	4	0
Sep 27	at Arz	L	1/0	0	0	—	—	0	Sep 27	at Arz	4	95	23.8	30	0	0	0	0	—	—	0
Oct 4	GB	W	—	—	INACTIVE	—	—	—	Oct 4	GB	—	—	—	INACTIVE	—	—	—	—	—	—	—
Oct 11	at NYG	L	—	—	INACTIVE	—	—	—	Oct 11	at NYG	—	—	—	INACTIVE	—	—	—	—	—	—	—
Oct 18	Bal	W	1/0	0	0	—	—	0	Oct 18	Bal	0	0	—	—	0	0	0	0	—	—	0
Oct 22	Sea	L	—	—	INACTIVE	—	—	—	Oct 22	Sea	—	—	—	INACTIVE	—	—	—	—	—	—	—
Nov 1	at StL	L	—	—	INACTIVE	—	—	—	Nov 1	at StL	—	—	—	INACTIVE	—	—	—	—	—	—	—
Nov 8	Atl	W	1/0	0	0	—	—	0	Nov 8	Atl	0	0	—	—	0	0	0	0	—	—	0
Nov 22	at Sea	L	—	—	INACTIVE	—	—	—	Nov 22	at Sea	—	—	—	INACTIVE	—	—	—	—	—	—	—
Nov 29	Arz	L	—	—	INACTIVE	—	—	—	Nov 29	Arz	—	—	—	INACTIVE	—	—	—	—	—	—	—
Dec 6	at Chi	W	—	—	INACTIVE	—	—	—	Dec 6	at Chi	—	—	—	INACTIVE	—	—	—	—	—	—	—
Dec 13	at Cle	L	—	—	INACTIVE	—	—	—	Dec 13	at Cle	—	—	—	INACTIVE	—	—	—	—	—	—	—
Dec 20	Cin	L	—	—	INACTIVE	—	—	—	Dec 20	Cin	—	—	—	INACTIVE	—	—	—	—	—	—	—
Dec 27	at Det	L	—	—	DID NOT PLAY	—	—	—	Dec 27	at Det	—	—	—	DID NOT PLAY	—	—	—	—	—	—	—
Jan 3	StL								Jan 3	StL											
<b>TOTALS</b>			<b>3/0</b>	<b>2</b>	<b>18</b>	<b>9.0</b>	<b>10</b>	<b>0</b>	<b>TOTALS</b>		<b>6</b>	<b>142</b>	<b>23.7</b>	<b>30</b>	<b>0</b>	<b>1</b>	<b>0</b>	<b>4</b>	<b>4.0</b>	<b>4</b>	<b>0</b>

Special Teams Tackles – 1

## WHITE'S CAREER STATISTICS

YEAR	TEAM	GP	GS	NO	RECEIVING				ATT	RUSHING				
					YDS	AVG	LG	TD		YDS	AVG	LG	TD	
2015	SF	3	0	2	18	9.0	10	0	0	0	—	—	0	
<b>TOTALS</b>		<b>3</b>	<b>0</b>	<b>2</b>	<b>18</b>	<b>9.0</b>	<b>10</b>	<b>0</b>	<b>0</b>	<b>0</b>	<b>—</b>	<b>—</b>	<b>0</b>	

### Additional Statistics:

Special Teams Tackles – 1: 2015 (1)

### Milestones:

NFL Debut: at Pit. (9/20/15); First Reception: at Pit. (9/20/15 – 8-yd. pass from QB Colin Kaepernick);

## WHITE'S CAREER HIGHS

Receptions: 2 at Pit. (9/20/15)  
Receiving Yards: 18 at Pit. (9/20/15)  
Punt Returns: 1 at Pit. (9/20/15)  
Punt Return Yards: 4 at Pit. (9/20/15)

Kick Returns: 4 at Arz. (9/27/15)  
Kick Return Yards: 95 at Arz. (9/27/15)  
Kick Return Long: 30 at Arz. (9/27/15)

## WHITE'S TRANSACTIONS

Originally signed by SF as an undrafted free agent on 5/5/15.


**COLLEGE**

Appeared in 42 games (25 starts), and finished his career with 94 receipts. for 1,294 yds. and 12 TDs. As a senior, registered 40 receipts. for 504 yds. and 4 TDs. In 2013, averaged 16.7 yds. per catch, which ranked first on the team among receivers with at least 15 receipts. As a sophomore, started all 5 games in which he appeared and tallied 8 receipts. for 105 yds. and 2 TDs. In 2011, played in 12 games (2 starts) and notched 14 receipts. for 151 yds. and 2 TDs. Redshirted in 2010.

**PERSONAL**

- Attended North Shore (Houston, TX) HS and earned U.S. Army All-America and SuperPrep All-America honors.
- Ran track for North Shore and was the Texas Class 5A 200-meter dash champion, in 2008.
- Born DeAndrew White (10/16/91) in Houston, TX.





# MICHAEL WILHOITE

57

HT	WT	COLLEGE	
6-0	240	WASHBURN	LB
BORN 12.7.86 // TOPEKA, KS // HIGHLAND PARK HS, TOPEKA, KS 4TH YEAR // ACQUIRED FA IN '11			

## AWARDS & HONORS

**2012:** Thomas Herrion Award

## 2015 HIGHLIGHTS

- Intercepted Ravens QB Joe Flacco vs. Bal. (10/18) for his first INT of the season, 3rd of his career and his first since 12/28/14 vs. Arz.

## GOLDMINE

- Wilhoite took an interesting road to the NFL that began at Division II Washburn University in Topeka, KS. With two redshirt years, one due to an injury, Wilhoite spent six years developing his skills as a safety. Despite playing in the Cactus Bowl, the Division II all-star game, he did not latch on with a NFL team following his final season, in 2010. He later signed with the nearby Omaha Nighthawks of the UFL. "I had never played linebacker in my life until I got to the UFL. I used that experience as a research project. There were former first round picks on the team that I could learn what the NFL was like. The coaches had all worked in the NFL, so I made sure to pay attention to them in case I ever got a shot."

## WILHOITE'S GOLDEN NUGGETS

- Played collegiately at Washburn University, a Division II school located in Topeka, KS.
- Began his professional football career with the United Football League's (UFL) Omaha Nighthawks in 2011, where he appeared in four games.
- Following the UFL season, he went back home to work at Finish Line. A motivated Wilhoite earned a spot on the 49ers practice squad after a workout in 2011.

## WILHOITE'S GAME-BY-GAME

### 2015

Date	Opp	W/L	P/S	Tot	Sol	Ast	Sk	Yds	Int	Yds	PD	FF	FR	Yds
Sep 14	Min	W	1/1	6	4	2	0.0	0.0	0	0	0	0	0	0
Sep 20	at Pit	L	1/1	0	0	0	0.0	0.0	0	0	0	0	0	0
Sep 27	at Arz	L	1/1	5	5	0	0.0	0.0	0	0	0	0	0	0
Oct 4	GB	L	1/1	10	9	1	0.0	0.0	0	0	0	0	0	0
Oct 11	at NYG	L	1/1	15	12	3	0.0	0.0	0	0	0	0	0	0
Oct 18	Bal	W	1/1	12	8	4	0.0	0.0	1	0	1	0	0	0
Oct 22	Sea	L	1/1	11	9	2	0.0	0.0	0	0	0	0	0	0
Nov 1	at StL	L	1/1	8	4	4	0.0	0.0	0	0	0	0	0	0
Nov 8	Atl	W	1/1	3	3	0	0.0	0.0	0	0	0	0	0	0
Nov 22	at Sea	L	1/1	8	6	2	0.0	0.0	0	0	0	0	0	0
Nov 29	Arz	L	1/1	7	4	3	0.0	0.0	0	0	0	0	0	0
Dec 6	at Chi	W	1/1	1	1	0	0.0	0.0	0	0	0	0	0	0
Dec 13	at Cle	L	—	INACTIVE (Ankle)				—	—	—	—	—	—	—
Dec 20	Cin	L	—	INACTIVE (Ankle)				—	—	—	—	—	—	—
Dec 27	at Det	L	—	INACTIVE (Ankle)				—	—	—	—	—	—	—
Jan 3	StL													
<b>TOTALS</b>				<b>12/12</b>	<b>86</b>	<b>65</b>	<b>21</b>	<b>0.0 0.0</b>	<b>1</b>	<b>0</b>	<b>1</b>	<b>0</b>	<b>0</b>	<b>0</b>

## GOLDMINE (CONTINUED)

- Wilhoite and his teammates visited San Mateo Juvenile Hall in collaboration with Fresh Lifelines for Youth (FLY) during a 49ers Community Monday event during the 2014 season. The players opened up about their stories of struggle and perseverance, and split into small groups with the youth to discuss emotional triggers, alternatives and goals. "If you put your mind to something and you're focused on something and you want something bad enough, you're going to get it. And for a lot of these kids, they haven't had anybody encourage or motivate them or show them how to get to that point," said Wilhoite. "For us to come and show these kids support and show there are people who care, that's important."



- A mass media major at Washburn, Wilhoite would one day like to be a sports commentator. While in school, he completed an internship at WIBW radio where he did everything from pre- and post-production to occasionally participating on air.
- Wilhoite worked several part times jobs growing up, including Red Lobster. "I loved the job. I got to talk to people and I really wanted to make sure that their experience was really nice. They were spending good money, so I wanted to take care of them."
- He was the recipient of the 2012 Thomas Herrion Award. The award is presented annually to a rookie or first-year player who has taken advantage of every opportunity, turned it into a positive and made their dream come true like Thomas Herrion and is voted on by the coaches. After signing with the 49ers as an undrafted free agent from Washburn, Wilhoite made the 49ers practice squad and became a special teams captain after he was promoted to the team's active roster in December.

## WILHOITE'S CAREER STATISTICS

YEAR	TEAM	GP	GS	TACKLES				YDS	INT	INTERCEPTIONS				PD	FUMBLES		
				TOT	SOL	AST	SACKS			YDS	LG	TD	PD		FF	FR	YDS
2012	SF	5	0	0	0	0	0.0	0.0	0	0	—	0	0	0	0	0	0
2013	SF	16	2	24	14	10	0.0	0.0	0	0	—	0	1	0	0	0	0
2014	SF	16	16	121	72	49	0.0	0.0	2	1	1	0	6	1	0	0	0
2015	SF	12	12	86	65	21	0.0	0.0	1	0	0	0	1	0	0	0	0
<b>TOTALS</b>		<b>49</b>	<b>30</b>	<b>231</b>	<b>151</b>	<b>80</b>	<b>0.0</b>	<b>0.0</b>	<b>3</b>	<b>1</b>	<b>1</b>	<b>0</b>	<b>8</b>	<b>1</b>	<b>0</b>	<b>0</b>	<b>0</b>

### PLAYOFFS

YEAR	TEAM	GP	GS	TACKLES				YDS	INT	INTERCEPTIONS				PD	FUMBLES		
				TOT	SOL	AST	SACKS			YDS	LG	TD	PD		FF	FR	YDS
2012	SF	3	0	0	0	0	0.0	0.0	0	0	—	0	0	0	0	0	0
2013	SF	3	0	0	0	0	0.0	0.0	0	0	—	0	0	0	0	0	0
<b>TOTALS</b>		<b>6</b>	<b>0</b>	<b>0</b>	<b>0</b>	<b>0</b>	<b>0.0</b>	<b>0.0</b>	<b>0</b>	<b>0</b>	<b>—</b>	<b>0</b>	<b>0</b>	<b>0</b>	<b>0</b>	<b>0</b>	<b>0</b>

### Additional Statistics:

**Special Teams Tackles:** Regular Season – 27: 2012 (7); 2013 (17); 2014 (3); Postseason – 6: 2012 (3); 2013 (3)

### Milestones:

**NFL Debut:** at StL (12/2/12) **First Start:** at StL (9/26/13); **First FF:** at Arz. (9/21/14 – WR Larry Fitzgerald)

## WILHOITE'S CAREER HIGHS

**Total Tackles:** 15 at NYG (10/11/15)

**Solo:** 12 at NYG (10/11/15)

**Assists:** 7 (2 times) Last vs. SD (12/20/14)

**Passes Defensed:** 1 (4 times) Last vs. Bal. (10/18/15)

**Forced Fumbles:** 1 at Arz. (9/21/14)

## WILHOITE'S TRANSACTIONS

Originally signed as an undrafted free agent to SF practice squad on 12/14/11...Signed to Reserve/Future contract by SF on 1/24/12...Released by SF on 8/31/12...Signed to SF practice squad on 9/1/12...Signed to SF active roster from practice squad on 11/30/12...Re-Signed with SF on a one-year tender contract on 4/21/14...Re-Signed with SF on a one-year tender contract on 6/10/15.

## 2014 (SAN FRANCISCO)

- Tied his career high with 14 tackles at Dal. (9/7).
- Forced a fumble of Cardinals WR Larry Fitzgerald, which was recovered by CB Perrish Cox at the SF 5-yd. line at Arz. (9/21), marking his first career FF.
- Registered his first career INT at NYG (11/16), picking off Giants QB Eli Manning.
- Notched 14 tackles vs. SD (12/20), tying his career high.
- Registered an INT vs. Arz. (12/28), marking his 2nd INT of the season.

## 2013 (SAN FRANCISCO)

- Recorded 5 tackles in his first career start at StL (9/26). Part of a defense that held the Rams offense to only 18 yds. rushing on 19 carries, the 7th-best single-game defensive rushing performance in franchise history.
- Registered a single-game career high 14 tackles vs. Hou. (10/6), and also added 1 PD.

## 2012 (SAN FRANCISCO)

- Promoted to SF active roster on 11/30 after spending the first 12 weeks of the season on the SF practice squad.
- Made his NFL debut at StL (12/2) and tied the team lead with 2 special teams tackles.
- In just 5 games, recorded 7 special teams tackles, to rank 7th on the team.
- Tallied 4 special teams tackles in the postseason, tied for the team lead (TE Delanie Walker - 4).

## 2011 (SAN FRANCISCO)

- Spent the remainder of the season on the 49ers practice squad after signing on 12/14/11.

## 2011 UFL (OMAHA NIGHTHAWKS)

- Signed with the Nighthawks as an undrafted free agent and appeared in 4 games.

## COLLEGE

Played in 44 games (35 starts) at Washburn University and recorded 211 tackles and 3 INTs. A three-year captain (2008-10), was an honorable-mention all-conference pick in 2010. As a senior, he posted 81 tackles for the Ichabods after missing the 2009 season due to a stress fracture in his right shin. In 2008, he started 11 games recording 57 total tackles en route to Honorable Mention All-MIAA honors. Started all 12 games in 2007 and recorded 58 tackles, 3 INTs, 3 PDs, 2 FRs and 1 FF. He became the first Ichabod to return an INT for a TD in a post-season game as he picked off a pass returning it 27 yds. against West Texas A&M. Played in 9 games after making the switch from free safety to outside linebacker in 2009, recording 6 stops. Sat out the season as a redshirt freshman in 2005.

## PERSONAL

- Graduated from Highland Park (KS) HS.
- Awarded Six-Second Competitor of the Year (2008) at Washburn for his strong work ethic.
- Following his junior year in high school, Michael decided to move to Topeka to live with his grandparents, Shirley and Orville Buchheim, so that he could play basketball at highly rated Highland Park HS for head coach Ken Darding.
- As a senior in college, helped coach a high school girls basketball team.
- Enjoys reading the Bible and non-fiction books.
- Had a paper route in the first grade.
- While in high school, his baseball coach, Gwynn Riffel, gave him a part-time job handling landscaping at his home. To this day, Wilhoite leans on Riffel for life advice.
- Born Michael Wilhoite (12/7/86) in Topeka, KS.
- Majored in mass media with a minor in sociology.

## INJURY REPORT

**2015:** Inactive 3 games [at Cle. (12/13), vs. Cin. (12/20) and at Det. (12/27)] with an ankle injury.

# SAN FRANCISCO 49ERS

## WILHOITE'S GAME-BY-GAME

2012														2014																
Date	Opp	W/L	P/S	Tot	Sol	Ast	Sk	Yds	Int	Yds	PD	FF	FR	Yds	Date	Opp	W/L	P/S	Tot	Sol	Ast	Sk	Yds	Int	Yds	PD	FF	FR	Yds	
Sep 9	at GB	W	—	PRACTICE SQUAD					—	—	—	—	—	—	Sep 7	at Dal	W	1/1	14	7	7	0.0	0.0	0	0	0	0	0	0	
Sep 16	Det	W	—	PRACTICE SQUAD					—	—	—	—	—	—	Sep 14	Chi	L	1/1	3	2	1	0.0	0.0	0	0	1	0	0	0	
Sep 23	at Min	L	—	PRACTICE SQUAD					—	—	—	—	—	—	Sep 21	at Arz	L	1/1	8	5	3	0.0	0.0	0	0	1	1	0	0	
Sep 30	at NYJ	W	—	PRACTICE SQUAD					—	—	—	—	—	—	Sep 28	Phi	W	1/1	4	1	3	0.0	0.0	0	0	0	0	0	0	
Oct 7	Buf	W	—	PRACTICE SQUAD					—	—	—	—	—	—	Oct 5	KC	W	1/1	7	4	3	0.0	0.0	0	0	0	0	0	0	
Oct 14	NYG	L	—	PRACTICE SQUAD					—	—	—	—	—	—	Oct 13	at StL	W	1/1	8	4	4	0.0	0.0	0	0	0	0	0	0	
Oct 18	Sea	W	—	PRACTICE SQUAD					—	—	—	—	—	—	Oct 19	at Den	L	1/1	8	7	1	0.0	0.0	0	0	0	0	0	0	
Oct 29	at Arz	W	—	PRACTICE SQUAD					—	—	—	—	—	—	Nov 2	StL	L	1/1	4	3	1	0.0	0.0	0	0	1	0	0	0	
Nov 11	StL	T	—	PRACTICE SQUAD					—	—	—	—	—	—	Nov 9	at NO	W	1/1	10	7	3	0.0	0.0	0	0	1	0	0	0	
Nov 19	Chi	W	—	PRACTICE SQUAD					—	—	—	—	—	—	Nov 16	at NYG	W	1/1	5	3	2	0.0	0.0	1	1	1	0	0	0	
Nov 25	at NO	W	—	PRACTICE SQUAD					—	—	—	—	—	—	Nov 23	Was	W	1/1	3	2	1	0.0	0.0	0	0	0	0	0	0	
PROMOTED TO ACTIVE ROSTER ON 11/30														Nov 27	Sea	L	1/1	7	5	2	0.0	0.0	0	0	0	0	0	0		
Dec 2	at StL	L	1/0	0	0	0	0.0	0.0	0	0	0	0	0	0	Dec 7	at Oak	L	1/1	9	4	5	0.0	0.0	0	0	0	0	0	0	
Dec 9	Mia	W	1/0	0	0	0	0.0	0.0	0	0	0	0	0	0	Dec 14	at Sea	L	1/1	4	2	2	0.0	0.0	0	0	0	0	0	0	
Dec 16	at NE	W	1/0	0	0	0	0.0	0.0	0	0	0	0	0	0	Dec 20	SD	L	1/1	14	7	7	0.0	0.0	0	0	0	0	0	0	
Dec 23	at Sea	L	1/0	0	0	0	0.0	0.0	0	0	0	0	0	0	Dec 28	Arz	W	1/1	13	9	4	0.0	0.0	1	0	1	0	0	0	
Dec 30	Arz	W	1/0	0	0	0	0.0	0.0	0	0	0	0	0	0	TOTALS				16/16	121	72	49	0.0	0.0	2	1	6	1	0	0
TOTALS				5/0	0	0	0	0.0	0.0	0	0	0	0	0																

### 2012 Postseason

Date	Opp	W/L	P/S	Tot	Sol	Ast	Sk	Yds	Int	Yds	PD	FF	FR	Yds
Jan 12	GB	W	1/0	0	0	0	0.0	0.0	0	0	0	0	0	0
Jan 20	at Atl	W	1/0	0	0	0	0.0	0.0	0	0	0	0	0	0
Feb 3	Bal	L	1/0	0	0	0	0.0	0.0	0	0	0	0	0	0
<b>TOTALS</b>			<b>3/0</b>	<b>0</b>	<b>0</b>	<b>0</b>	<b>0.0</b>	<b>0.0</b>	<b>0</b>	<b>0</b>	<b>0</b>	<b>0</b>	<b>0</b>	<b>0</b>

### 2013

Date	Opp	W/L	P/S	Tot	Sol	Ast	Sk	Yds	Int	Yds	PD	FF	FR	Yds
Sep 8	GB	W	1/0	0	0	0	0.0	0.0	0	0	0	0	0	0
Sep 15	at Sea	L	1/0	0	0	0	0.0	0.0	0	0	0	0	0	0
Sep 22	Ind	L	1/0	2	0	2	0.0	0.0	0	0	0	0	0	0
Sep 26	at StL	W	1/1	5	2	3	0.0	0.0	0	0	0	0	0	0
Oct 6	Hou	W	1/1	14	9	5	0.0	0.0	0	0	1	0	0	0
Oct 13	Arz	W	1/0	0	0	0	0.0	0.0	0	0	0	0	0	0
Oct 20	at Ten	W	1/0	0	0	0	0.0	0.0	0	0	0	0	0	0
Oct 27	at Jax	W	1/0	0	0	0	0.0	0.0	0	0	0	0	0	0
Nov 10	Car	L	1/0	0	0	0	0.0	0.0	0	0	0	0	0	0
Nov 17	at NO	L	1/0	0	0	0	0.0	0.0	0	0	0	0	0	0
Nov 25	at Was	W	1/0	0	0	0	0.0	0.0	0	0	0	0	0	0
Dec 1	StL	W	1/0	3	3	0	0.0	0.0	0	0	0	0	0	0
Dec 8	Sea	W	1/0	0	0	0	0.0	0.0	0	0	0	0	0	0
Dec 15	at TB	W	1/0	0	0	0	0.0	0.0	0	0	0	0	0	0
Dec 23	Atl	W	1/0	0	0	0	0.0	0.0	0	0	0	0	0	0
Dec 29	at Arz	W	1/0	0	0	0	0.0	0.0	0	0	0	0	0	0
<b>TOTALS</b>			<b>16/2</b>	<b>24</b>	<b>14</b>	<b>10</b>	<b>0.0</b>	<b>0.0</b>	<b>0</b>	<b>0</b>	<b>1</b>	<b>0</b>	<b>0</b>	<b>0</b>

### 2013 Postseason

Date	Opp	W/L	P/S	Tot	Sol	Ast	Sk	Yds	Int	Yds	PD	FF	FR	Yds
Jan 5	at GB	W	1/0	0	0	0	0.0	0.0	0	0	0	0	0	0
Jan 12	at Car	W	1/0	0	0	0	0.0	0.0	0	0	0	0	0	0
Jan 19	at Sea	L	1/0	0	0	0	0.0	0.0	0	0	0	0	0	0
<b>TOTALS</b>			<b>3/0</b>	<b>0</b>	<b>0</b>	<b>0</b>	<b>0.0</b>	<b>0.0</b>	<b>0</b>	<b>0</b>	<b>0</b>	<b>0</b>	<b>0</b>	<b>0</b>



# IAN WILLIAMS

93

HT	WT	COLLEGE	NT
6-1	305	NOTRE DAME	NT
BORN 8.31.89 // LONGWOOD, FL // LYMAN HS, LONGWOOD, FL 5TH YEAR // ACQUIRED FA IN '11			

## 2015 HIGHLIGHTS

- Part of a defensive line unit that held the Falcons to 17 yds. rushing on 14 carries (1.2 avg.) vs. Atl. (11/8). This marked the 4th fewest rushing yards allowed in a game by the 49ers since 2001.
- Registered his first career FF at Cle. (12/13), stripping the ball away from Browns RB Glenn Winston.
- Recorded his first sack of the season and first career FR vs. Cin. (12/20).
- Tied his career-high with 9 tackles and added 1 PD at Det. (12/27).

## GOLDMINE

- Williams learned that one of the most important things you have to learn when entering the NFL is time management, and attributes much of the early lessons he's learned to the older veteran players. "Just seeing the older players has helped me. You'd think once you've been in the league for a few years, guys start to relax, but that's not the case here."
- Having relationships with people who have played in the league served extremely valuable to Williams. Former 49er Bryant Young coached Ian during his junior year at Notre Dame. "Just to have him as a reference and to be able to talk to him about stuff is huge, especially since he was out here for so long. He's like a legend and is going to be a Hall-of-Famer. It's great to have somebody like that who you're able to talk to and just run things by him."
- Teamed up with WWE Superstars leading up to WrestleMania 31 at Levi's® Stadium for the Make-A-Wish WrestleMania pizza party. Each kid in attendance was inducted into the WWE's Circle of Champions. The 49ers and WWE partnered to provide 26 tickets for kids at the event.
- Williams attended the 15th annual 49ers Foundation Winter Fest in March of 2015. The San Francisco 49ers organization spent a weekend in late March surrounded by the beautiful mountain vistas of Olympic Valley, CA, where they joined Olympians and other celebrities to raise over \$1.7 million for the San Francisco 49ers Foundation at the 15th annual Winter Fest. The weekend-long event celebrated football, family, philanthropy, and food and wine, while supporting youth in the Bay Area through the 49ers Foundation and their outreach programming. The highlighted beneficiary for 2015 was the 49ers STEM Leadership Institute.

## WILLIAMS' GOLDEN NUGGETS

- Was coached by former 49ers DE Bryant Young during his playing days at Notre Dame.
- Assists 49ers Head Coach Jim Tomsula at the annual "Football Camp for the Stars," a camp for athletes with Down Syndrome who love football. Campers learn the fundamentals that put them in the middle of the action, resulting in an authentic football experience.

## WILLIAMS' GAME-BY-GAME

### 2015

Date	Opp	W/L	P/S	Tot	Sol	Ast	Sk	Yds	Int	Yds	PD	FF	FR	Yds	
Sep 14	Min	W	1/1	3	3	0	0.0	0.0	0	0	0	0	0	0	
Sep 20	at Pit	L	1/1	5	4	1	0.0	0.0	0	0	0	0	0	0	
Sep 27	at Arz	L	1/1	2	1	1	0.0	0.0	0	0	0	0	0	0	
Oct 4	GB	L	1/1	3	3	0	0.0	0.0	0	0	0	0	0	0	
Oct 11	at NYG	L	1/1	4	3	1	0.0	0.0	0	0	0	0	0	0	
Oct 18	Bal	W	1/1	5	3	2	0.0	0.0	0	0	0	0	0	0	
Oct 22	Sea	L	1/1	9	4	5	0.0	0.0	0	0	0	0	0	0	
Nov 1	at StL	L	1/1	9	4	5	0.0	0.0	0	0	0	0	0	0	
Nov 8	Atl	W	1/1	1	1	0	0.0	0.0	0	0	0	0	0	0	
Nov 22	at Sea	L	1/1	5	3	2	0.0	0.0	0	0	0	0	0	0	
Nov 29	Arz	L	1/1	5	4	1	0.0	0.0	0	0	0	0	0	0	
Dec 6	at Chi	W	1/1	7	4	3	0.0	0.0	0	0	0	0	0	0	
Dec 13	at Cle	L	1/1	6	5	1	0.0	0.0	0	0	0	1	0	0	
Dec 20	Cin	L	1/1	8	6	2	1.0	6.0	0	0	0	0	1	0	
Dec 27	at Det	L	1/1	9	6	3	0.0	0.0	0	0	1	0	0	0	
Jan 3	StL														
TOTALS				15/15	81	54	27	1.0	6.0	0	0	1	1	1	0



# SAN FRANCISCO 49ERS

## WILLIAMS' CAREER STATISTICS

YEAR	TEAM	GP	GS	TACKLES					YDS	INTERCEPTIONS					FUMBLES		
				TOT	SOL	AST	SACKS			INT	YDS	LG	TD	PD	FF	FR	YDS
2011	SF	1	0	1	0	1	0.0	0.0		0	0	–	0	0	0	0	0
2012	SF	3	0	6	3	3	0.0	0.0		0	0	–	0	0	0	0	0
2013	SF	2	1	4	2	2	0.0	0.0		0	0	–	0	0	0	0	0
2014	SF	9	8	41	24	17	1.0	4.0		0	0	–	0	1	0	0	0
2015	SF	15	15	81	54	27	1.0	6.0		0	0	–	0	1	1	1	0
<b>TOTALS</b>		<b>30</b>	<b>24</b>	<b>133</b>	<b>83</b>	<b>50</b>	<b>2.0</b>	<b>10.0</b>		<b>0</b>	<b>0</b>	<b>–</b>	<b>0</b>	<b>2</b>	<b>1</b>	<b>1</b>	<b>0</b>

### PLAYOFFS

YEAR	TEAM	GP	GS	TACKLES					YDS	INTERCEPTIONS					FUMBLES		
				TOT	SOL	AST	SACKS			INT	YDS	LG	TD	PD	FF	FR	YDS
2011	SF	0	0	0	0	0	0.0	0.0		0	0	–	0	0	0	0	0
2012	SF	0	0	0	0	0	0.0	0.0		0	0	–	0	0	0	0	0
2013	SF	–	–	–	INJURED RESERVE (Ankle)				–	–	–	–	–	–	–	–	–
<b>TOTALS</b>		<b>0</b>	<b>0</b>	<b>0</b>	<b>0</b>	<b>0</b>	<b>0.0</b>	<b>0.0</b>		<b>0</b>	<b>0</b>	<b>–</b>	<b>0</b>	<b>0</b>	<b>0</b>	<b>0</b>	<b>0</b>

### Additional Statistics:

**Blocked Kicks** – 1: 2015 (1)

### Milestones:

**NFL Debut:** vs. TB (10/9/11); **First Start:** at Sea. (9/15/13); **First Sack:** vs. Phi. (9/28/14 – QB Nick Foles); **First FF:** at Cle. (12/13/15 – RB Glenn Winston); **First FR:** vs. Cin. (12/20/15 – RB Jeremy Hill)

## WILLIAMS' CAREER HIGHS

**Total Tackles:** 9 (4 Times) Last at Det. (12/27/15)

**Solo:** 7 at StL (10/13/14)

**Assists:** 5 (2 Times) Last at StL (11/1/15)

**Sacks:** 1.0 (2 Times) Last vs. Cin. (12/20/15)

**Forced Fumbles:** 1 at Cle. (12/13/15)

**Fumble Recoveries:** 1 vs. Cin. (12/20/15)

## WILLIAMS' TRANSACTIONS

Originally signed as an undrafted free agent with SF on 7/27/11...Signed a two–year contract extension with SF through 2015 on 3/11/13...Placed on the Injured Reserve List on 9/17/13...Placed on the Injured Reserve List on 11/17/14.

## 2014

- Registered 8 tackles at Arz. (9/21).
- Sacked Eagles QB Nick Foles for a 4-yd. loss vs. Phi. (9/28), marking his first career sack.
- Had a career-high 9 tackles at StL (10/13).

## 2013

- Made his first career start at Sea. (9/15), suffering a season-ending ankle injury, and was subsequently placed on Injured Reserve on 9/17.

## 2012

- Appeared in 3 games and tallied 6 tackles.

## 2011

- Made his NFL debut vs. TB (10/9) and recorded 1 tackle.

## COLLEGE

Played in 45 games (25 starts) for the Irish, registering 161 tackles, 1.5 sacks, 2 INTs, 13 TFLs and 3 PDs. As a senior, started all 8 games he appeared in, notching 37 tackles, 1.5 sacks, 1 INT, 3.5 TFLs and 1 PD. In 2009, played in 12 games (8 starts) and recorded 39 tackles, 1 INT, 6 TFLs and 1 PD. Played in 13 games (7 starts) as a sophomore and tallied 40 tackles, 2 TFLs and 1 PD. In 2007, named Second-Team Freshman All-American by The NFL Draft Report after registering 45 tackles and 1.5 TFLs in 12 games (2 starts).

## PERSONAL

- Attended Lyman (Longwood, FL) HS and was named first-team all-state as an offensive lineman by the Florida Sports Writers Association.
- Also named First-Team All-Central Florida as a defensive lineman by *The Orlando Sentinel*.
- Born Ian Williams (8/31/89) in Altamonte Springs, FL.
- Enrolled in College of Arts and Letters and majored in film, television and theatre.

## INJURY REPORT

**2013:** Suffered a season-ending ankle injury at Sea. (9/15) and was placed on the Injured Reserve List on 9/17.

**2014:** Inactive at NYG (11/16) with a fibula injury. Placed on the Injured Reserve List with a fibula injury on 11/17.

# SAN FRANCISCO 49ERS

## WILLIAMS' GAME-BY-GAME

### 2011

Date	Opp	W/L	P/S	Tot	Sol	Ast	Sk	Yds	Int	Yds	PD	FF	FR	Yds
Sep 11	Sea	W	—	—	—	—	—	—	—	—	—	—	—	—
Sep 18	Dal	L	—	—	—	—	—	—	—	—	—	—	—	—
Sep 25	at Cin	W	—	—	—	—	—	—	—	—	—	—	—	—
Oct 2	at Phi	W	—	—	—	—	—	—	—	—	—	—	—	—
Oct 9	TB	W	1/0	1	0	1	0.0	0.0	0	0	0	0	0	0
Oct 16	at Det	W	—	—	—	—	—	—	—	—	—	—	—	—
Oct 30	Cle	W	—	—	—	—	—	—	—	—	—	—	—	—
Nov 6	at Was	W	—	—	—	—	—	—	—	—	—	—	—	—
Nov 13	NYG	W	—	—	—	—	—	—	—	—	—	—	—	—
Nov 20	Arz	W	—	—	—	—	—	—	—	—	—	—	—	—
Nov 24	at Bal	L	—	—	—	—	—	—	—	—	—	—	—	—
Dec 4	StL	W	—	—	—	—	—	—	—	—	—	—	—	—
Dec 11	at Arz	L	—	—	—	—	—	—	—	—	—	—	—	—
Dec 19	Pit	W	—	—	—	—	—	—	—	—	—	—	—	—
Dec 24	at Sea	W	—	—	—	—	—	—	—	—	—	—	—	—
Jan 1	at StL	W	—	—	—	—	—	—	—	—	—	—	—	—
<b>TOTALS</b>			<b>1/0</b>	<b>1</b>	<b>0</b>	<b>1</b>	<b>0.0</b>	<b>0.0</b>	<b>0</b>	<b>0</b>	<b>0</b>	<b>0</b>	<b>0</b>	<b>0</b>

### 2011 Postseason

Date	Opp	W/L	P/S	Tot	Sol	Ast	Sk	Yds	Int	Yds	PD	FF	FR	Yds
Jan 14	NO	W	—	—	—	—	—	—	—	—	—	—	—	—
Jan 22	NYG	L	—	—	—	—	—	—	—	—	—	—	—	—
<b>TOTALS</b>			<b>0/0</b>	<b>0</b>	<b>0</b>	<b>0</b>	<b>0.0</b>	<b>0.0</b>	<b>0</b>	<b>0</b>	<b>0</b>	<b>0</b>	<b>0</b>	<b>0</b>

### 2012

Date	Opp	W/L	P/S	Tot	Sol	Ast	Sk	Yds	Int	Yds	PD	FF	FR	Yds
Sep 9	at GB	W	—	—	—	—	—	—	—	—	—	—	—	—
Sep 16	Det	W	—	—	—	—	—	—	—	—	—	—	—	—
Sep 23	at Min	L	—	—	—	—	—	—	—	—	—	—	—	—
Sep 30	at NYJ	W	1/0	0	0	0	0.0	0.0	0	0	0	0	0	0
Oct 7	Buf	W	—	—	—	—	—	—	—	—	—	—	—	—
Oct 14	NYG	L	—	—	—	—	—	—	—	—	—	—	—	—
Oct 18	Sea	W	—	—	—	—	—	—	—	—	—	—	—	—
Oct 29	at Arz	W	—	—	—	—	—	—	—	—	—	—	—	—
Nov 11	StL	T	—	—	—	—	—	—	—	—	—	—	—	—
Nov 19	Chi	W	—	—	—	—	—	—	—	—	—	—	—	—
Nov 25	at NO	W	—	—	—	—	—	—	—	—	—	—	—	—
Dec 2	at StL	L	—	—	—	—	—	—	—	—	—	—	—	—
Dec 9	Mia	W	—	—	—	—	—	—	—	—	—	—	—	—
Dec 16	at NE	W	—	—	—	—	—	—	—	—	—	—	—	—
Dec 23	at Sea	L	1/0	2	0	2	0.0	0.0	0	0	0	0	0	0
Dec 30	Arz	W	1/0	4	3	1	0.0	0.0	0	0	0	0	0	0
<b>TOTALS</b>			<b>3/0</b>	<b>6</b>	<b>3</b>	<b>3</b>	<b>0</b>	<b>0</b>	<b>0</b>	<b>0</b>	<b>0</b>	<b>0</b>	<b>0</b>	<b>0</b>

### 2012 Postseason

Date	Opp	W/L	P/S	Tot	Sol	Ast	Sk	Yds	Int	Yds	PD	FF	FR	Yds
Jan 12	GB	W	—	—	—	—	—	—	—	—	—	—	—	—
Jan 20	at Atl	W	—	—	—	—	—	—	—	—	—	—	—	—
Feb 3	Bal	L	—	—	—	—	—	—	—	—	—	—	—	—
<b>TOTALS</b>			<b>0/0</b>	<b>0</b>	<b>0</b>	<b>0</b>	<b>0.0</b>	<b>0.0</b>	<b>0</b>	<b>0</b>	<b>0</b>	<b>0</b>	<b>0</b>	<b>0</b>

### 2013

Date	Opp	W/L	P/S	Tot	Sol	Ast	Sk	Yds	Int	Yds	PD	FF	FR	Yds
Sep 8	GB	W	1/0	3	2	1	0.0	0.0	0	0	0	0	0	0
Sep 15	at Sea	L	1/1	1	0	1	0.0	0.0	0	0	0	0	0	0
<b>PLACED ON INJURED RESERVE (Ankle) ON 9/17</b>														
<b>TOTALS</b>			<b>2/1</b>	<b>4</b>	<b>2</b>	<b>2</b>	<b>0.0</b>	<b>0.0</b>	<b>0</b>	<b>0</b>	<b>0</b>	<b>0</b>	<b>0</b>	<b>0</b>

### 2014

Date	Opp	W/L	P/S	Tot	Sol	Ast	Sk	Yds	Int	Yds	PD	FF	FR	Yds
Sep 7	at Dal	W	1/0	4	2	2	0.0	0.0	0	0	0	0	0	0
Sep 14	Chi	L	1/1	2	1	1	0.0	0.0	0	0	0	0	0	0
Sep 21	at Arz	L	1/1	8	4	4	0.0	0.0	0	0	1	0	0	0
Sep 28	Phi	W	1/1	4	2	2	1.0	4.0	0	0	0	0	0	0
Oct 5	KC	W	1/1	1	1	0	0.0	0.0	0	0	0	0	0	0
Oct 13	at StL	W	1/1	9	7	2	0.0	0.0	0	0	0	0	0	0
Oct 19	at Den	L	1/1	4	3	1	0.0	0.0	0	0	0	0	0	0
Nov 2	StL	L	1/1	6	3	3	0.0	0.0	0	0	0	0	0	0
Nov 9	at NO	W	1/1	3	1	2	0.0	0.0	0	0	0	0	0	0
Nov 16	at NYG	W	—	—	—	—	—	—	—	—	—	—	—	—
<b>PLACED ON INJURED RESERVE (Fibula) ON 11/17</b>														
<b>TOTALS</b>			<b>9/8</b>	<b>41</b>	<b>24</b>	<b>17</b>	<b>1.0</b>	<b>4.0</b>	<b>0</b>	<b>0</b>	<b>1</b>	<b>0</b>	<b>0</b>	<b>0</b>

## 2014 SAN FRANCISCO 49ERS REGULAR SEASON STATISTICS

Date	W/L	Score	Opponent	Attendance	Rushing	No	Yds	Avg	Long	TD							
9/7	W	28-17	at Dallas	91,174	F. Gore	255	1,106	4.3	52t	4							
9/14	L	20-28	Chicago	70,799	C. Kaepernick	104	639	6.1	90t	1							
9/21	L	14-23	at Arizona	61,572	C. Hyde	83	333	4.0	28	4							
9/28	W	26-21	Philadelphia	70,799	B. Ellington	6	28	4.7	15	1							
10/5	W	22-17	Kansas City	70,799	Q. Patton	1	20	20.0	20	0							
10/13	W	31-17	at St. Louis	56,851	A. Smith	7	19	2.7	12	0							
10/19	L	17-42	at Denver	77,047	B. Miller	6	9	1.5	4	0							
11/2	L	10-13	St. Louis	70,799	B. Gabbert	1	5	5.0	5	0							
11/9	W	27-24 (OT)	at New Orleans	73,129	V. Davis	1	4	4.0	4	0							
11/16	W	16-10	at New York Giants	80,352	A. Boldin	1	4	4.0	4	0							
11/23	W	17-13	Washington	70,799	M. Crabtree	1	4	4.0	4	0							
11/27	L	3-19	Seattle	70,799	C. Dahl	1	3	3.0	3	0							
12/7	L	13-24	at Oakland	55,300	D. Carrier	1	2	2.0	2	0							
12/14	L	7-17	at Seattle	68,526	L. James	2	0	0.0	1	0							
12/20	L	35-38 (OT)	San Diego	70,699	<b>49ers</b>	<b>470</b>	<b>2,176</b>	<b>4.6</b>	<b>90t</b>	<b>10</b>							
12/28	W	20-17	Arizona	70,699	<b>Opponents</b>	<b>402</b>	<b>1,612</b>	<b>4.0</b>	<b>37t</b>	<b>7</b>							
<b>Team Statistics</b>			<b>49ers</b>	<b>Opponents</b>	<b>Receiving</b>	<b>No</b>	<b>Yds</b>	<b>Avg</b>	<b>Long</b>	<b>TD</b>							
<b>Total First Downs</b>			<b>303</b>	<b>308</b>	A. Boldin	83	1,062	12.8	76t	5							
Rushing			104	83	M. Crabtree	68	698	10.3	51	4							
Passing			165	188	S. Johnson	35	435	12.4	32	3							
Penalty			34	37	V. Davis	26	245	9.4	29t	2							
3rd Down: Made/Att			86/213	88/203	B. Miller	18	189	10.5	22	2							
3rd Down Pct.			40.4%	43.3%	B. Lloyd	14	294	21.0	80t	1							
4th Down: Made/Att			10/18	7/14	C. Hyde	12	68	5.7	16	0							
4th Down Pct.			55.6%	50.0%	F. Gore	11	111	10.1	55t	1							
<b>Possession Avg.</b>			<b>31:16</b>	<b>28:44</b>	D. Carrier	9	105	11.7	23	0							
<b>Total Net Yards</b>			<b>5,239</b>	<b>5,143</b>	B. Ellington	6	62	10.3	20t	2							
Avg. Per Game			327.4	321.4	Q. Patton	3	44	14.7	35	0							
Total Plays			1,009	989	A. Smith	3	11	3.7	5	0							
Avg. Per Play			5.2	5.2	G. Celek	2	53	26.5	31	0							
<b>Net Yards Rushing</b>			<b>2,176</b>	<b>1,612</b>	V. McDonald	2	30	15.0	21	0							
Avg. Per Game			136.0	100.8	<b>49ers</b>	<b>292</b>	<b>3,407</b>	<b>11.7</b>	<b>80t</b>	<b>20</b>							
Total Rushes			470	402	<b>Opponents</b>	<b>324</b>	<b>3,731</b>	<b>11.5</b>	<b>63</b>	<b>29</b>							
<b>Net Yards Passing</b>			<b>3,063</b>	<b>3,531</b>	<b>Interceptions</b>	<b>No</b>	<b>Yds</b>	<b>Avg</b>	<b>Long</b>	<b>TD</b>							
Avg. Per Game			191.4	220.7	P. Cox	5	12	2.4	10	0							
Sacked/Yards Lost			52/344	36/200	A. Bethea	4	71	17.8	49t	1							
Gross Yards			3,407	3,731	C. Culliver	4	61	15.3	29	0							
Attempts/Completions			487/292	551/324	E. Reid	3	138	46.0	73	0							
Completion Pct.			60.0%	58.8%	C. Borland	2	12	6.0	12	0							
Had Intercepted			10	23	M. Wilhoite	2	1	0.5	1	0							
<b>Punts/Average</b>			<b>73/46.2</b>	<b>74/45.4</b>	D. Johnson	1	20	20.0	20t	1							
<b>Net Punting Avg.</b>			<b>39.6</b>	<b>40.2</b>	C. Dahl	1	0	0.0	0	0							
<b>Penalties/Yards</b>			<b>116/937</b>	<b>122/909</b>	P. Willis	1	0	0.0	0	0							
<b>Fumbles/Ball Lost</b>			<b>18/12</b>	<b>18/6</b>	<b>49ers</b>	<b>23</b>	<b>315</b>	<b>13.7</b>	<b>73</b>	<b>2</b>							
<b>Touchdowns</b>			<b>33</b>	<b>40</b>	<b>Opponents</b>	<b>10</b>	<b>111</b>	<b>11.1</b>	<b>53t</b>	<b>1</b>							
Rushing			10	7	<b>Punting</b>	<b>No</b>	<b>Yds</b>	<b>Avg</b>	<b>TB</b>	<b>In</b>	<b>Lg</b>	<b>B</b>					
Passing			20	29	A. Lee	72	3,369	46.8	39.6	7	28	71	1				
Returns			3	4	<b>49ers</b>	<b>73</b>	<b>3,369</b>	<b>46.2</b>	<b>39.6</b>	<b>7</b>	<b>28</b>	<b>71</b>	<b>1</b>				
<b>Score By Periods</b>			<b>Q1</b>	<b>Q2</b>	<b>Q3</b>	<b>Q4</b>	<b>OT</b>	<b>Pts</b>	<b>Opponents</b>	<b>74</b>	<b>3,362</b>	<b>45.4</b>	<b>40.2</b>	<b>8</b>	<b>21</b>	<b>61</b>	<b>1</b>
49ers			92	121	57	33	3	306									
Opponents			81	85	93	78	3	340									
<b>Scoring</b>			<b>TD</b>	<b>Ru</b>	<b>Pa</b>	<b>Rt</b>	<b>PAT</b>	<b>FG</b>	<b>2Pt</b>	<b>Pts</b>	<b>Punt Returns</b>	<b>Ret</b>	<b>FC</b>	<b>Yds</b>	<b>Avg</b>	<b>Long</b>	<b>TD</b>
P. Dawson			0	0	0	0	33/33	25/31	0	108	B. Ellington	23	12	188	8.2	23	0
A. Boldin			5	0	5	0	0/0	0/0	0	30	P. Cox	10	1	35	3.5	9	0
F. Gore			5	4	1	0	0/0	0/0	0	30	K. Osgood	1	0	2	2.0	2	0
M. Crabtree			4	0	4	0	0/0	0/0	0	24	C. Cook	1	0	2	2.0	2	0
C. Hyde			4	4	0	0	0/0	0/0	0	24	<b>49ers</b>	<b>35</b>	<b>13</b>	<b>227</b>	<b>6.5</b>	<b>23</b>	<b>0</b>
B. Ellington			3	1	2	0	0/0	0/0	0	18	<b>Opponents</b>	<b>36</b>	<b>22</b>	<b>336</b>	<b>9.3</b>	<b>82t</b>	<b>1</b>
S. Johnson			3	0	3	0	0/0	0/0	0	18	<b>Kickoff Returns</b>	<b>No</b>	<b>Yds</b>	<b>Avg</b>	<b>Long</b>	<b>TD</b>	
B. Miller			2	0	2	0	0/0	0/0	0	12	B. Ellington	24	614	25.6	38	0	
V. Davis			2	0	2	0	0/0	0/0	0	12	C. Hyde	11	268	24.4	30	0	
A. Bethea			1	0	0	1	0/0	0/0	0	6	T. Holliday	3	83	27.7	32	0	
B. Lloyd			1	0	1	0	0/0	0/0	0	6	P. Cox	2	60	30.0	57	0	
C. Kaepernick			1	1	0	0	0/0	0/0	0	6	Q. Patton	1	24	24.0	24	0	
C. Culliver			1	0	0	1	0/0	0/0	0	6	B. Miller	1	19	19.0	19	0	
D. Johnson			1	0	0	1	0/0	0/0	0	6	T. Jerod-Eddie	1	18	18.0	18	0	
<b>49ers</b>			<b>33</b>	<b>10</b>	<b>20</b>	<b>3</b>	<b>33/33</b>	<b>25/31</b>	<b>0</b>	<b>306</b>	A. Lynch	1	10	10.0	10	0	
<b>Opponents</b>			<b>40</b>	<b>7</b>	<b>29</b>	<b>4</b>	<b>40/40</b>	<b>20/20</b>	<b>0</b>	<b>340</b>	C. Thomas	1	8	8.0	8	0	
<b>Sacks:</b>																	
<b>49ers:</b> A. Brooks 6.0, A. Lynch 6.0, D. Skuta 5.0, J. Smith 5.0, T. Carradine 3.0, R. McDonald 3.0, Q. Dial 2.0, A. Smith 2.0, A. Bethea 1.0, C. Borland 1.0, I. Williams 1.0, Team 1.0			<b>Total: 36.0, Opponents: 52.0</b>														
<b>2-Pt. Conversions:</b>			49ers 0/0, Opponents 0/0														
<b>Fumbles Lost:</b> C. Kaepernick 5, F. Gore 2, P. Cox 1, C. Hyde 1, V. McDonald 1, B. Miller 1, Q. Patton 1			<b>Total 12</b>														
<b>Opponent Fumble Recoveries:</b> P. Cox 2, C. Borland 1, A. Brooks 1, C. Culliver 1, J. Smith 1			<b>Total: 6</b>														
<b>Passing</b>			<b>Att</b>	<b>Cmp</b>	<b>Yds</b>	<b>Cmp%</b>	<b>Yds/Att</b>	<b>TD</b>	<b>TD%</b>	<b>Int</b>	<b>Int%</b>	<b>Long</b>	<b>Sack/Lost</b>	<b>Rating</b>			
C. Kaepernick			478	289	3,369	60.5%	7.0	19	4.0%	10	2.1%	80t	52/344	86.4			
B. Gabbert			7	3	38	42.9%	5.4	1	14.3%	0	0.0%	20t	0/0	100.0			
A. Boldin			1	0	0	0.0%	0.0	0	0.0%	0	0.0%	0	0/0	39.6			
A. Lee			1	0	0	0.0%	0.0	0	0.0%	0	0.0%	0	0/0	39.6			
<b>49ers</b>			<b>487</b>	<b>292</b>	<b>3,407</b>	<b>60.0%</b>	<b>7.0</b>	<b>20</b>	<b>4.1%</b>	<b>10</b>	<b>2.1%</b>	<b>80t</b>	<b>52/344</b>	<b>86.3</b>			
<b>Opponents</b>			<b>551</b>	<b>324</b>	<b>3,731</b>	<b>58.8%</b>	<b>6.8</b>	<b>29</b>	<b>5.3%</b>	<b>23</b>	<b>4.2%</b>	<b>63</b>	<b>36/200</b>	<b>79.4</b>			

# 2014 DEFENSIVE & SPECIAL TEAMS STATISTICS

## DEFENSIVE STATISTICS

PLAYER	TACKLES			For Loss	Quarterback						
	Total	Solo	Asst		Sacks	Hits	Pres	INT	PD	FF	FR
C. Borland	128	83	45	8	1.0	1	1	2	5	0	1
A. Bethea	121	85	36	4	1.0	2	2	4	10	1	0
M. Wilhoite	121	72	49	5	0.0	4	4	2	6	1	0
J. Smith	92	50	42	7.5	5.0	39	56	0	0	2	1
R. McDonald	71	38	33	7.5	3.0	32	45	0	0	1	0
P. Cox	59	51	8	0	0.0	0	0	5	18	0	2
Q. Dial	57	28	29	3	2.0	10	13	0	1	0	0
C. Culliver	57	42	15	0	0.0	0	0	4	15	1	1
E. Reid	55	39	16	0	0.0	2	2	3	7	0	0
P. Willis	49	26	23	0	0.0	3	6	1	3	0	0
T. Jerod-Eddie	45	21	24	3	0.0	15	21	0	0	0	0
A. Brooks	42	30	12	6	6.0	19	33	0	3	1	1
I. Williams	41	24	17	3	1.0	7	13	0	1	0	0
D. Skuta	35	21	14	7	5.0	11	15	0	1	3	0
D. Johnson	31	19	12	0	0.0	3	3	1	6	0	0
T. Carradine	27	16	11	6	3.0	7	10	0	0	0	0
J. Ward	23	17	6	0	0.0	0	0	0	2	0	0
A. Lynch	23	17	6	7	6.0	28	42	0	4	0	0
A. Smith	21	13	8	2	2.0	9	12	0	0	0	0
N. Moody	21	13	8	0	0.0	1	1	0	0	0	0
C. Dahl	21	16	5	0	0.0	1	1	1	2	0	0
D. Dobbs	10	6	4	1	0.0	0	0	0	0	0	0
T. Brock	9	7	2	0	0.0	0	0	0	0	0	0
C. Lemonier	5	4	1	0	0.0	0	0	0	0	0	0
L. McFadden	5	3	2	0	0.0	0	0	0	1	0	0
M. Cromartie	4	4	0	0	0.0	0	0	0	1	0	0
C. Cook	3	3	0	0	0.0	0	0	0	1	0	0
M. Purcell	2	2	0	0	0.0	0	0	0	0	0	0
D. Bishop	1	0	1	0	0.0	0	0	0	0	0	0
<b>TOTALS</b>	<b>1,179</b>	<b>750</b>	<b>429</b>	<b>70</b>	<b>35.0</b>	<b>194</b>	<b>280</b>	<b>23</b>	<b>87</b>	<b>10</b>	<b>6</b>

## SACKS (36.0)

**A. Brooks (6.0)** – 1.0 at Dal., 2.0 at StL, 1.0 at NO, 1.0 vs. Sea., 1.0 at Sea.  
**A. Lynch (6.0)** – 1.0 at Den., 1.0 vs. StL, 1.0 at NYG, 1.0 vs. Was., 1.0 vs. Sea., 1.0 vs. Arz.  
**D. Skuta (5.0)** – 2.0 at StL, 1.0 at Oak, 1.0 at Sea., 1.0 vs. SD  
**J. Smith (5.0)** – 2.0 at Dal., 1.0 vs. Chi., 1.0 vs. Was., 1.0 vs. Sea.

**R. McDonald (3.0)** – 1.0 at NYG, 1.0 vs. Was., 1.0 at Sea.  
**T. Carradine (3.0)** – 2.0 at Sea., 1.0 vs. Arz.  
**Q. Dial (2.0)** – 1.0 at NO, 1.0 vs. SD  
**A. Smith (2.0)** – 2.0 vs. Was.  
**A. Bethea (1.0)** – 1.0 at StL  
**C. Borland (1.0)** – 1.0 at Den.  
**I. Williams (1.0)** – 1.0 vs. Phi.  
**Team (1.0)** – 1.0 vs. Sea.

## INTERCEPTIONS (23)

**P. Cox (5)** – 1–0 at Dal., 1–0 vs. Phi., 1–2 vs. KC, 1–10 vs. StL, 1–0 vs. SD  
**A. Bethea (4)** – 1–0 vs. Phi., 1–0 vs. StL, 1–22 at NO, 1–49t vs SD  
**C. Culliver (4)** – 1–29 at NO, 1–1 at NYG, 1–24 vs. SD, 1–7 vs. Arz.  
**E. Reid (3)** – 1–48 at Dal., 1–17 at NYG, 1–73 at Sea.  
**C. Borland (2)** – 2–12 at NYG  
**M. Wilhoite (2)** – 1–1 at NYG, 1–0 vs. Arz.  
**D. Johnson (1)** – 1–20t at StL  
**P. Willis (1)** – 1–0 at Dal.  
**C. Dahl (1)** – 1–0 vs. Arz.

## TOUCHDOWNS (3)

**A. Bethea (1)** – 49–yd. INT return vs. SD  
**C. Culliver (1)** – 35–yd. fumble return at Dal.  
**D. Johnson (1)** – 20–yd. INT return at StL

## SINGLE-GAME BESTS

**Tackles:** 22 by Chirs Borland vs. StL  
**Tackles for Loss:** 3.0 by Tank Carradine vs. Arz.  
**Sacks:** 2.0, five times, last by Tank Carradine at Sea.  
**Passes Defensed:** 4, two times, last by Perrish Cox vs. SD  
**Interceptions:** 2 by Chris Borland at NYG  
**Forced Fumbles:** 1, 10 times, last by Dan Skuta vs. SD  
**Fumble Recoveries:** 1, six times, last by Ahmad Brooks vs. Was.  
**Special Teams Tackles:** 4 by Chris Borland vs. KC

## SPECIAL TEAMS

PLAYER	Tot	Solo	Ast	KDs	FF	FR	BP	PTS
C. Dahl	14	6	8	8	0	0	5	769
K. Osgood	7	4	3	9	0	0	8	544
C. Lemonier	8	2	6	1	0	0	2	505
L. McCray	8	6	2	5	0	0	6	476
P. Dawson	1	1	0	0	0	0	1	465
N. Moody	4	2	2	4	0	0	1	458
D. Johnson	6	3	3	5	0	0	2	443
D. Skuta	7	2	5	8	0	0	2	412
A. Lee	0	0	0	0	0	0	4	394
D. Carrier	5	2	3	8	0	0	1	363
K. Nelson	4	3	1	1	0	0	2	305
T. Jerod-Eddie	0	0	0	7	0	0	0	304
B. Ventrone	3	2	1	4	0	0	1	301
C. Borland	9	6	3	3	0	0	3	284
B. Miller	1	1	0	6	0	0	1	282
A. Lynch	0	0	0	6	0	0	2	278
M. Wilhoite	3	2	1	1	0	0	1	266
B. Ellington	0	0	0	0	0	0	5	228
D. Dobbs	3	2	1	5	0	0	1	227
C. Cook	2	1	1	0	0	0	3	183
J. Ward	3	1	2	2	0	0	2	181
Q. Dial	0	0	0	2	0	0	0	163
Alf. Smith	0	0	0	4	0	0	0	160
E. Reid	3	3	0	7	0	0	0	155
J. Looney	0	0	0	1	0	0	0	142
L. McFadden	2	0	2	3	0	0	0	135
V. McDonald	0	0	0	0	0	0	0	129
P. Cox	0	0	0	2	0	0	1	129
J. Staley	0	0	0	0	0	0	0	128
A. Boone	0	0	0	0	0	0	0	120
C. Thomas	2	2	0	1	0	0	1	116
M. Iupati	0	0	0	0	0	0	0	112
I. Williams	0	0	0	2	0	0	0	90
T. Carradine	0	0	0	1	0	0	0	74
J. Martin	0	0	0	0	0	0	0	72
A. Cleveland	0	0	0	0	0	0	0	70
D. Kilgore	0	0	0	0	0	0	0	63
M. Martin	0	0	0	0	0	0	0	62
R. McDonald	0	0	0	0	0	0	0	59
A. Davis	0	0	0	0	0	0	0	56
Ald. Smith	0	0	0	2	0	0	0	55
D. Bishop	2	2	0	0	0	0	0	52
C. Hyde	1	1	0	0	0	0	0	50
P. Willis	0	0	0	0	0	0	0	48
M. Cromartie	0	0	0	0	0	0	0	44
P. Tanner	0	0	0	1	0	0	0	41
D. Farrell	0	0	0	0	0	0	0	40
M. Purcell	0	0	0	2	0	0	0	31
G. Celek	0	0	0	0	0	0	0	30
Q. Patton	0	0	0	0	0	0	0	30
A. Boldin	0	0	0	0	0	0	2	18
S. Johnson	0	0	0	0	0	0	2	16
T. Brock	0	0	0	0	0	0	0	16
J. Smith	0	0	0	0	0	0	0	12
T. Holliday	0	0	0	0	0	0	0	8
A. Brooks	0	0	0	0	0	0	0	7
L. James	0	0	0	0	0	0	0	4
<b>TOTALS</b>	<b>98</b>	<b>54</b>	<b>44</b>	<b>111</b>	<b>0</b>	<b>0</b>	<b>59</b>	<b>10,205</b>

**Special Teams Key:** Tot (total tackles), Solo (solo tackle), Ast (assisted tackle), KDs (knock down), FF (forced fumble), FR (fumble recovery), BP (big play), PTS (production points as graded by coaching staff)

## BLOCKED PUNTS (1)

**A. Lynch (1)** – blocked P. O'Donnell's punt vs. Chi.



## 2014 SAN FRANCISCO 49ERS PARTICIPATION CHART

PLAYER	at DAL 9-7	CHI 9-14	at ARZ 9-21	PHI 9-28	KC 10-5	at STL 10-13	at DEN 10-19	STL 11-2	at NO 11-9	at NYG 11-16	WAS 11-23	SEA 11-27	at OAK 12-7	at SEA 12-14	SD 12-20	ARZ 12-28	GP	GS	DNP	IA
Acker, Kenneth&	IR	IR	IR	IR	IR	IR	IR	IR	IR	IR	IR	IR	IR	IR	IR	IR	0	0	0	0
Bethea, Antoine	SS	SS	SS	SS	SS	SS	SS	SS	SS	SS	SS	SS	SS	SS	SS	SS	16	16	0	0
Bishop, Desmond	NR	NR	NR	NR	NR	NR	NR	NR	NR	NR	NR	NR	NR	NR	P	P	2	0	0	0
Boldin, Ahquan	WR	WR	WR	WR	WR	WR	WR	WR	WR	WR	WR	WR	WR	WR	WR	WR	16	16	0	0
Boone, Alex&	P	RG	RG	RG	RG	RG	RG	RG	RG	RG	RG	RG	RG	RG	RG	IR	15	14	0	0
Borland, Chris&	P	P	P	P	P	P	ILB	ILB	ILB	ILB	ILB	ILB	ILB	ILB	IR	IR	14	8	0	0
Bowman, NaVorro&	PUP	PUP	PUP	PUP	PUP	PUP	PUP	PUP	PUP	PUP	PUP	PUP	PUP	IR	IR	IR	0	0	0	0
Brock, Tramaine	LCB	IA	IA	IA	IA	IA	LCB	IA	P	IA	IA	IA	IA	IA	IA	IA	3	2	0	13
Brooks, Ahmad	OLB	OLB	OLB	OLB	OLB	OLB	OLB	OLB	OLB	OLB	OLB	OLB	DNP	OLB	IA	IA	13	13	1	2
Bykowski, Carter	PS	PS	PS	PS	PS	PS	PS	PS	PS	PS	PS	PS	PS	NR	NR	NR	0	0	0	0
Carradine, Iank	IA	P	IA	IA	IA	IA	IA	IA	P	P	P	P	P	P	P	P	9	0	0	7
Carrier, Derek&	P	P	TE	P	P	P	P	P	P	P	P	IR	IR	IR	IR	IR	11	1	0	0
Casey, Chance	PS	PS	NR	NR	NR	NR	NR	NR	PS	PS	PS	PS	PS	PS	NR	NR	0	0	0	0
Celek, Garrett&	PUP	PUP	PUP	PUP	PUP	PUP	PUP	PUP	PUP	PUP	PUP	TE	P	P	IR	IR	3	1	0	0
Cleveland, Asante	PS	PS	P	PS	PS	PS	PS	PS	PS	PS	PS	P	P	P	P	P	6	0	0	0
Cook, Chris&	IA	P	P	P	P	P	P	IR	IR	IR	IR	IR	IR	IR	IR	IR	6	0	0	1
Cox, Perrish	P	LCB	LCB	LCB	LCB	LCB	RCB	LCB	LCB	LCB	LCB	LCB	LCB	LCB	LCB	IA	15	14	0	1
Crabtree, Michael	WR	WR	WR	WR	WR	WR	WR	WR	WR	WR	WR	WR	WR	WR	WR	WR	16	16	0	0
Cromartie, Marcus	NR	NR	NR	NR	NR	NR	NR	NR	NR	NR	PS	PS	PS	P	P	P	3	0	0	0
Culliver, Chris	RCB	RCB	RCB	RCB	RCB	RCB	IA	RCB	RCB	RCB	RCB	RCB	RCB	IA	RCB	RCB	14	14	0	2
Dahl, Craig	P	P	P	P	P	P	P	P	P	P	P	P	P	P	P	FS	16	1	0	0
Davis, Anthony	IA	IA	IA	RT	IA	IA	RT	RT	RT	RT	IA	IA	IA	IA	RT	RT	7	7	0	9
Davis, Vernon	TE	TE	IA	TE	IA	TE	TE	TE	TE	TE	TE	TE	TE	TE	TE	TE	14	14	0	2
Dawson, Phil	P	P	P	P	P	P	P	P	P	P	P	P	P	P	P	P	16	0	0	0
Dial, Quinton	IA	P	P	P	P	IA	P	P	P	NT	NT	NT	NT	NT	P	NT	14	6	0	2
Dobbs, Demarcus	P	IA	P	P	P	P	P	IA	NR	NR	NR	NR	NR	NR	NR	NR	6	0	0	2
Dorsey, Glenn&	IR/DFR	IR/DFR	IR/DFR	IR/DFR	IR/DFR	IR/DFR	IR/DFR	IR/DFR	IR/DFR	IR/DFR	IA	IA	IA	IR	IR	IR	0	0	0	3
Ellington, Bruce	P	P	P	P	P	P	P	P	P	IA	IA	IA	P	P	P	P	13	0	0	3
Farrell, Dillon	DNP	DNP	P	IA	DNP	P	P	IA	IA	IA	P	DNP	P	P	P	P	8	0	4	4
Fonoti, Fouimalo&	IR	IR	IR	IR	IR	IR	IR	IR	IR	IR	IR	IR	IR	IR	IR	IR	0	0	0	0
Fuller, Cameron	NR	NR	NR	NR	NR	NR	NR	NR	NR	NR	NR	NR	NR	NR	PS	DNP	0	0	1	0
Fullington, John	PS	PS	PS	PS	PS	NR	NR	NR	NR	NR	NR	NR	NR	NR	NR	NR	0	0	0	0
Gabbert, Blaine	DNP	DNP	DNP	DNP	DNP	DNP	P	DNP	DNP	DNP	DNP	DNP	DNP	DNP	DNP	DNP	1	0	15	0
Gaskings, Kendall	PS	PS	PS	PS	PS	PS	PS	PS	PS	PS	PS	PS	PS	PS	PS	PS	0	0	0	0
Gore, Frank	RB	RB	RB	RB	RB	RB	RB	RB	RB	RB	RB	RB	RB	RB	RB	RB	16	16	0	0
Grimble, Xavier	NR	NR	PS	PS	PS	PS	PS	PS	PS	NR	NR	NR	NR	NR	PS	PS	0	0	0	0
Holliday, Trindon	NR	NR	NR	NR	NR	NR	NR	NR	NR	NR	NR	NR	NR	NR	P	P	2	0	0	0
Hunter, Kendall&	IR	IR	IR	IR	IR	IR	IR	IR	IR	IR	IR	IR	IR	IR	IR	IR	0	0	0	0
Hyde, Carlos	P	P	P	P	P	P	P	P	P	P	P	P	P	P	IA	IA	14	0	0	2
Iupati, Mike	LG	LG	LG	LG	LG	LG	IA	LG	LG	LG	LG	LG	LG	LG	LG	LG	15	15	0	1
Jacobs, Chuck&	IR	IR	IR	IR	IR	IR	IR	IR	IR	IR	IR	IR	IR	IR	IR	IR	0	0	0	0
James, LaMichael	P	NR	NR	NR	NR	NR	NR	NR	NR	NR	NR	NR	NR	NR	NR	NR	1	0	0	0
Jerod-Eddie, Tony	P	P	P	P	P	P	P	P	P	P	P	P	P	P	P	LDT	16	2	0	0
Johnson, Dontae	P	P	P	P	P	P	P	P	P	P	P	P	P	P	RCB	NB	16	3	0	0
Johnson, Josh	IA	IA	NR	IA	IA	NR	NR	IA	IA	IA	IA	IA	IA	IA	IA	IA	0	0	0	13
Johnson, Stevie	P	P	P	P	P	P	WR	P	P	P	P	P	P	IA	IA	IA	13	1	0	3
Kaepernick, Colin	QB	QB	QB	QB	QB	QB	QB	QB	QB	QB	QB	QB	QB	QB	QB	QB	16	16	0	0
Kilgore, Daniel&	C	C	C	C	C	C	C	IR	IR	IR	IR	IR	IR	IR	IR	IR	7	7	0	0
Lattimore, Marcus#	NFI	NFI	NFI	NFI	NFI	NFI	NFI	NFI	NFI	NFI	NFI	NFI	NFI	NFI	NR	NR	0	0	0	0
Lee, Andy	P	P	P	P	P	P	P	P	P	P	P	P	P	P	P	P	16	0	0	0
Lemonier, Corey	OLB	P	P	P	P	P	P	P	P	P	P	P	P	P	P	P	16	1	0	0
Lewis, Lance	PS	PS	PS	PS	PS	PS	PS	PS	PS	PS	PS	PS	PS	PS	PS	PS	0	0	0	0
Lloyd, Brandon	P	IA	WR	WR	P	P	P	P	P	P	P	P	IA	P	P	WR	14	3	0	2
Looney, Joe	RG	P	P	P	P	P	LG	P	P	P	P	P	P	C	IA	RG	15	4	0	1
Lynch, Aaron	P	P	P	P	P	P	P	P	OLB	OLB	P	P	P	P	OLB	P	16	3	0	0
Martin, Chris	NR	NR	NR	NR	NR	NR	NR	NR	NR	NR	NR	NR	NR	PS	PS	PS	0	0	0	0
Martin, Jonathan	RT	RT	RT	P	RT	RT	P	P	DNP	P	RT	RT	RT	RT	P	P	15	9	1	0
Martin, Marcus	IA	IA	IA	IA	IA	IA	IA	C	C	C	C	C	C	IA	C	C	8	8	0	8
McCray, L.J.	P	P	P	P	P	IA	P	P	IA	P	P	P	P	P	P	P	14	0	0	2
McDonald, Ray	LDT	LDT	LDT	LDT	LDT	LDT	LDT	LDT	LDT	LDT	LDT	LDT	LDT	LDT	LDT	NR	14	14	0	0
McDonald, Vance&	P	TE	IA	IA	TE	TE	P	P	P	TE	IA	IA	IA	IR	IR	IR	8	4	0	5
McFadden, Leon	NR	NR	PS	PS	PS	PS	PS	DNP	IA	P	P	P	P	P	P	P	7	0	1	1
Millard, Trey#	NFI	NFI	NFI	NFI	NFI	NFI	NFI	NFI	NFI	NFI	NFI	NFI	NFI	NFI	NFI	NFI	0	0	0	0
Miller, Bruce	FB	P	P	P	FB	P	P	FB	P	FB	P	FB	P	FB	FB	P	16	8	0	0
Moody, Nick	P	P	P	P	P	P	P	P	P	P	P	P	P	P	ILB	ILB	16	2	0	0
Nelson, Kyle	P	P	P	P	P	P	P	P	P	P	P	P	P	P	P	P	16	0	0	0
Okoye, Lawrence	PS	PS	PS	PS	PS	PS	PS	PS	PS	PS	PS	PS	PS	PS	PS	PS	0	0	0	0
Osgood, Kassim&	NR	P	P	P	P	P	P	P	P	P	P	P	P	P	IR	IR	13	0	0	0
Patton, Quinton	IA	IA	IA	IA	IA	IA	IA	IA	IA	IA	IA	IA	P	P	P	P	4	0	0	12
Purcell, Mike	PS	PS	PS	PS	PS	PS	PS	PS	PS	PS	PS	PS	PS	PS	PS	P	2	0	0	0
Ramsey, Kaleb*	PUP	PUP	PUP	PUP	PUP	PUP	PUP	PUP	PUP	PUP	PUP	PUP	PUP	PUP	PUP	PUP	0	0	0	0
Reaser, Keith#	NFI	NFI	NFI	NFI	NFI	NFI	NFI	NFI	NFI	NFI	NFI	NFI	NFI	NFI	NFI	NFI	0	0	0	0
Reid, Eric	FS	FS	FS	FS	FS	FS	FS	FS	FS	FS	FS	FS	FS	FS	FS	FS	15	15	0	1
Skov, Shayne	PS	PS	NR	NR	NR	NR	NR	NR	NR	PS	PS	PS	PS	PS	PS	PS	0	0	0	0
Skuta, Dan	P	OLB	OLB	OLB	OLB	OLB	OLB	OLB	IA	IA	P	P	OLB	P	P	OLB	14	9	0	2
Smith, Aldon	SUS	SUS	SUS	SUS	SUS	SUS	SUS	SUS	SUS	P	OLB	OLB	OLB	OLB	OLB	OLB	7	6	0	0
Smith, Alfonso	NR	NR	NR	NR	NR	NR	NR	NR	NR	DNP	P	P	P	P	P	P	6	0	1	0
Smith, Garrison	NR	NR	NR	NR	NR	NR	NR	NR	NR	NR	NR	NR	NR	NR	NR	PS	0	0	0	0
Smith, Justin	RDT	RDT	RDT	RDT	RDT	RDT	RDT	RDT	RDT	RDT	RDT	RDT	RDT	RDT	RDT	RDT	16	16	0	0
Staley, Joe	LT	LT	LT	LT	LT	LT	LT	LT	LT	LT	LT	LT	LT	LT	LT	LT	16	16	0	0
Tanner, Phillip	NR	NR	NR	NR	NR	NR	NR	NR	NR	NR	NR	NR	NR	NR	P	P	2	0	0	0
Thomas, Brandon#	NFI	NFI	NFI	NFI	NFI	NFI	NFI	NFI	NFI	NFI	NFI	NFI	NFI	NFI	NFI	NFI	0	0	0	0
Thomas, Chase	PS	PS	PS	PS	PS	PS	PS	PS	P	P	NR	PS	PS	P	P	P	5	0	0	0
Tiller, Andrew	NR	NR	NR	NR	NR	PS	PS	PS	PS	PS	PS	PS	PS	P	IA	DNP	1	0	1	1
Tukuafu, Will	IR	NR	NR	NR	NR	NR	NR	NR	NR	NR	NR	NR	NR	NR	NR	NR	0	0	0	0
Ventrone, Bubba&	NR	NR	NR	NR	NR	P	P	P	P	P	P	P	IA	IA	P	IR	8	0	0	2
Ward, Jimmie&	NB	P	P	P	P	P	IA	P	P	IR	IR	IR	IR	IR	IR	IR	8	1	0	1
Willhoite, Michael	ILB	ILB	ILB	ILB	ILB	ILB	ILB	ILB	ILB	ILB	ILB	ILB	ILB	ILB	ILB	ILB	16	16	0	0
Williams, Ian&	P	NT	NT	NT	NT	NT	NT	NT	NT	IA	IR	IR	IR	IR	IR	IR	9	8	0	1
Willis, Patrick&	ILB	ILB	ILB	ILB	ILB	ILB	ILB	IA	IA	IR	IR	IR	IR	IR	IR	IR	6	6	0	3

Position = Starter; P = Played, DNP = Did Not Play, IA = Inactive, IR = Injured Reserve, IR/DFR = Injured Reserve/Designated For Return, PUP = Physically Unable to Perform, NR = Not on Roster, PS = Practice Squad, NFI = Non-Football Injury, SUS = Suspended, EXP = Roster Exemption, BYE = Week 8

# 2014 SAN FRANCISCO 49ERS GAME-BY-GAME STARTERS

## OFFENSE

Opp	WR	LT	LG	C	RG	RT	TE	WR	FB	RB	QB	Other
at Dal	Boldin	Staley	Iupati	Kilgore	Looney	J. Martin	V. Davis	Crabtree	Miller	Gore	Kaepernick	
Chi	Boldin	Staley	Iupati	Kilgore	Boone	J. Martin	V. Davis	Crabtree		Gore	Kaepernick	V. McDonald (TE)
at Arz	Boldin	Staley	Iupati	Kilgore	Boone	J. Martin	Carrier	Crabtree		Gore	Kaepernick	Lloyd (WR)
Phi	Boldin	Staley	Iupati	Kilgore	Boone	A. Davis	V. Davis	Crabtree		Gore	Kaepernick	Lloyd (WR)
KC	Boldin	Staley	Iupati	Kilgore	Boone	J. Martin	V. McDonald	Crabtree	Miller	Gore	Kaepernick	
at StL	Boldin	Staley	Iupati	Kilgore	Boone	J. Martin	V. Davis	Crabtree		Gore	Kaepernick	V. McDonald (TE)
at Den	Boldin	Staley	Looney	Kilgore	Boone	A. Davis	V. Davis	Crabtree		Gore	Kaepernick	S. Johnson (WR)
StL	Boldin	Staley	Iupati	M. Martin	Boone	A. Davis	V. Davis	Crabtree	Miller	Gore	Kaepernick	
at NO	Boldin	Staley	Iupati	M. Martin	Boone	A. Davis	V. Davis	Crabtree	Miller	Gore	Kaepernick	
at NYG	Boldin	Staley	Iupati	M. Martin	Boone	A. Davis	V. Davis	Crabtree		Gore	Kaepernick	V. McDonald (TE)
Was	Boldin	Staley	Iupati	M. Martin	Boone	J. Martin	V. Davis	Crabtree	Miller	Gore	Kaepernick	
Sea	Boldin	Staley	Iupati	M. Martin	Boone	J. Martin	V. Davis	Crabtree		Gore	Kaepernick	Celek (TE)
at Oak	Boldin	Staley	Iupati	M. Martin	Boone	J. Martin	V. Davis	Crabtree	Miller	Gore	Kaepernick	
at Sea	Boldin	Staley	Iupati	Looney	Boone	J. Martin	V. Davis	Crabtree	Miller	Gore	Kaepernick	
SD	Boldin	Staley	Iupati	M. Martin	Boone	A. Davis	V. Davis	Crabtree	Miller	Gore	Kaepernick	
Arz	Boldin	Staley	Iupati	M. Martin	Looney	A. Davis	V. Davis	Crabtree		Gore	Kaepernick	Lloyd (WR)

## DEFENSE

Opp	LDT	NT	RDT	OLB	ILB	ILB	OLB	LCB	RCB	SS	FS	Other
at Dal	McDonald		J. Smith	Brooks	Wilhoite	Willis	Lemonier	Brock	Culliver	Betha	Reid	Ward (NB)
Chi	McDonald	Williams	J. Smith	Brooks	Wilhoite	Willis	Skuta	Cox	Culliver	Betha	Reid	
at Arz	McDonald	Williams	J. Smith	Brooks	Wilhoite	Willis	Skuta	Cox	Culliver	Betha	Reid	
Phi	McDonald	Williams	J. Smith	Brooks	Wilhoite	Willis	Skuta	Cox	Culliver	Betha	Reid	
KC	McDonald	Williams	J. Smith	Brooks	Wilhoite	Willis	Skuta	Cox	Culliver	Betha	Reid	
at StL	McDonald	Williams	J. Smith	Brooks	Wilhoite	Willis	Skuta	Cox	Culliver	Betha	Reid	
at Den	McDonald	Williams	J. Smith	Brooks	Wilhoite	Borland	Skuta	Brock	Cox	Betha	Reid	
StL	McDonald	Williams	J. Smith	Brooks	Wilhoite	Borland	Skuta	Cox	Culliver	Betha	Reid	
at NO	McDonald	Williams	J. Smith	Brooks	Wilhoite	Borland	Lynch	Cox	Culliver	Betha	Reid	
at NYG	McDonald	Dial	J. Smith	Brooks	Wilhoite	Borland	Lynch	Cox	Culliver	Betha	Reid	
Was	McDonald	Dial	J. Smith	Brooks	Wilhoite	Borland	A. Smith	Cox	Culliver	Betha	Reid	
Sea	McDonald	Dial	J. Smith	Brooks	Wilhoite	Borland	A. Smith	Cox	Culliver	Betha	Reid	
at Oak	McDonald	Dial	J. Smith	Skuta	Wilhoite	Borland	A. Smith	Cox	Culliver	Betha	Reid	
at Sea	McDonald	Dial	J. Smith	Brooks	Wilhoite	Borland	A. Smith	Cox	D. Johnson	Betha	Reid	
SD	Jerod-Eddie		J. Smith	Lynch	Wilhoite	Moody	A. Smith	Cox	Culliver	Betha	Reid	D. Johnson (NB)
Arz	Jerod-Eddie	Dial	J. Smith	Skuta	Wilhoite	Moody	A. Smith	D. Johnson	Culliver	Betha	Dahl	

## INACTIVES

Opp	
at Dal	J. Johnson/Patton/Cook/M. Martin/A. Davis/Dial/Carradine
Chi	J. Johnson/Patton/Brock/M. Martin/A. Davis/Dobbs/Lloyd
at Arz	Patton/Brock/M. Martin/A. Davis/V. Davis/V. McDonald/Carradine
Phi	J. Johnson/Patton/Brock/Farrell/M. Martin/V. McDonald/Carradine
KC	J. Johnson/Patton/Brock/M. Martin/A. Davis/V. Davis/Carradine
at StL	Patton/Brock/McCray/M. Martin/A. Davis/Dial/Carradine
at Den	Patton/Ward/Culliver/Willis/Martin/Iupati/Carradine
StL	J. Johnson/Patton/Brock/Willis/Farrell/Dobbs/Carradine
at NO	J. Johnson/Patton/McFadden/McCray/Skuta/Willis/Farrell
at NYG	J. Johnson/Ellington/Patton/Brock/Skuta/Farrell/Williams
Was	J. Johnson/Ellington/Patton/Brock/A. Davis/V. McDonald/Dorsey
Sea	J. Johnson/Ellington/Patton/Brock/A. Davis/V. McDonald/Dorsey
at Oak	J. Johnson/Ventrone/Brock/A. Davis/Lloyd/V. McDonald/Dorsey
at Sea	J. Johnson/S. Johnson/Ventrone/Brock/Culliver/M. Martin/A. Davis
SD	J. Johnson/S. Johnson/Brock/Hyde/Brooks/Tiller/Looney
Arz	J. Johnson/S. Johnson/Cox/Brock/Hyde/Reid/Brooks

# 2014 SAN FRANCISCO 49ERS TRANSACTIONS

1-22	Signed the following to Reserve/Future contracts: QB McLeod Bethel-Thompson, T Carter Bykowski, S DJ Campbell, RB Jewel Hampton, WR Chuck Jacobs, G Al Netter, NT Mike Purcell, WR David Reed, WR DeMarco Sampson, P Colton Schmidt, CB Dax Swanson, DT Christian Tupou and WR Devon Wylie.	5-14	Waived DT Christian Tupou and signed QB Josh Johnson to a one-year deal. Signed 2014 5th round pick (170th overall) CB Keith Reaser to a four-year deal.
2-27	Signed G/C Daniel Kilgore to a three-year contract extension through the 2017 season.	5-15	Signed 2014 2nd round pick (57th overall) RB Carlos Hyde and 4th round pick (129th) CB Dontae Johnson to four-year deals.
3-3	Agreed to terms with WR Anquan Boldin on a two-year contract, lasting through the 2015 season.	5-16	Signed 2014 6th round pick (180th overall) CB Kenneth Acker to a four-year deal.
3-10	Tendered one-year contracts to restricted free agent TE/DT Demarcus Dobbs and exclusive rights free agent LB Michael Wilhoite.	5-20	Signed 2014 7th round pick (245th overall) FB Trey Millard to a four-year deal.
3-11	Released CB Carlos Rogers. Acquired QB Blaine Gabbert from the Jacksonville Jaguars for an undisclosed draft pick. Agreed to terms with K Phil Dawson on a two-year contract. Acquired T Jonathan Martin from the Miami Dolphins for an undisclosed draft pick.	5-22	Signed 2014 1st round pick (30th overall) DB Jimmie Ward and 3rd round pick (77th overall) LB Chris Borland to four-year deals.
3-12	Signed S Antoine Bethea to a four-year deal. Re-Signed CB Eric Wright to a one-year deal.	5-23	Signed 2014 3rd round pick (100th overall) G Brandon Thomas to a four-year deal.
3-14	Signed CB Chris Cook to a one-year deal.	5-27	Waived/injured T Luke Marquardt and waived/non-football injury LB Morgan Breslin and signed TE Kevin Greene to a three-year deal and LB Chase Thomas to a two-year deal. Signed 2014 4th round pick (106th overall) WR Bruce Ellington to a four-year deal.
3-20	Signed FB Bruce Miller to a three-year contract extension.	5-29	Signed 2014 3rd round pick (70th overall) C Marcus Martin to a four-year deal.
3-24	Re-Signed WR Kassim Osgood to a one-year deal.	6-3	Waived G Al Netter and signed LB Blake Costanzo to a one-year deal.
3-28	Re-Signed CB Perrish Cox to a one-year deal.	6-4	Signed QB Colin Kaepernick to a six-year contract extension through the 2020 season.
4-11	Waived WR Brandon Carswell.	6-17	CB Eric Wright retired from the NFL.
4-15	Signed WR Brandon Lloyd to a one-year deal.	6-30	Signed G Al Netter to a one-year deal.
4-21	LB Michael Wilhoite signed his exclusive rights tender.	7-17	Signed T Joe Staley to a two year extension through the 2019 season. Placed the following players on the Active/Non-Football Injury List: WR Bruce Ellington, RB Marcus Lattimore, C Marcus Martin, FB Trey Millard, CB Keith Reaser and G Brandon Thomas. Placed LB Aaron Lynch and DT Kaleb Ramsey on the Active/Physically Unable to Perform List. Placed NT Ian Williams on the Active/Physically Unable to Perform List. Placed LB NaVorro Bowman and TE Garrett Celek on the Active/Physically Unable to Perform List. Placed G/T Alex Boone on the Reserve/Did Not Report List.
4-22	Waived FB Alex Debiak.	7-25	Elevated WR Bruce Ellington from the Active/Non-Football Injury List and signed TE/LS Kyle Nelson to one-year deal.
4-25	TE/DT Demarcus Dobbs signed his restricted free agent tender.	7-27	LB Aaron Lynch was elevated from the Active/Physically Unable to Perform List and C Marcus Martin from the Active/Non-Football Injury List to the active roster.
5-8	Selected DB Jimmie Ward in the 1st round (30th overall) of the 2014 NFL Draft.	7-29	Signed RB Alfonso Smith to a one-year deal. In order to make room on the roster, the team waived/injured G Fouimalo Fonoti. Claimed T Michael Philipp off waivers from the Miami Dolphins and waived QB Kory Faulkner.
5-9	Acquired WR Stevie Johnson from the Buffalo Bills for an undisclosed 2015 draft pick. Traded 2nd round pick (56) and 7th round pick (242) to Denver for their 2nd round pick (63), 5th round pick (171) and 4th round pick in 2015. Selected RB Carlos Hyde in the 2nd round (57th overall). Traded 2nd round pick (61) to Jacksonville for their 3rd round pick (70) and their 5th round pick (150). Traded 2nd round pick (63) along with 5th round pick (171 from Denver) to Miami for their 2nd round pick (57). Selected C Marcus Martin in the 3rd round (70th overall). Selected LB Chris Borland in the 3rd round (77th overall). Traded pick (94) to Cleveland for their 4th round pick (106) and their 6th round pick (180). Selected G Brandon Thomas in the 3rd round (100th overall).	7-30	G Fouimalo Fonoti reverted back to the teams' Injured Reserve List.
5-10	Selected WR Bruce Ellington (106th overall) and CB Dontae Johnson in the 4th round (129th overall). Selected LB Aaron Lynch (150th overall) and CB Keith Reaser (170th overall) in the 5th round. Selected CB Kenneth Acker in the 6th round (180th overall). Selected DT Kaleb Ramsey (243rd overall) and FB Trey Millard (245th overall) in the 7th round.	8-3	Claimed WR L'Damian Washington off of waivers from the Dallas Cowboys and waived WR Jon Baldwin.
5-12	Waived LB Darius Fleming, WR DeMarco Sampson and CB Dax Swanson. Signed the following undrafted rookie free agents: QB Kory Faulkner, S James McCray, LB Morgan Breslin, G/C Dillon Farrell, TE Asante Cleveland, LB Shayne Skov and G Fouimalo Fonoti.	8-4	Waived/injured RB Kendall Hunter and signed RB Glenn Winston.
5-13	Signed 2014 5th round pick (150th overall) LB Aaron Lynch and 7th round pick (243rd overall) DT Kaleb Ramsey to four-year deals.	8-5	RB Kendall Hunter reverted back to the teams' Injured Reserve List.
		8-9	Waived/injured WR Chuck Jacobs and signed WR Lance Lewis.
		8-11	WR Chuck Jacobs reverted back to the teams' Injured Reserve List.
		8-12	Activated NT Ian Williams from the Active/Physically Unable to Perform List.
		8-13	Signed LB Kion Wilson to a one-year deal and placed LB Blake Costanzo on the Injured Reserve List.
		8-19	Signed NT Glenn Dorsey to a two-year extension.

# 2014 SAN FRANCISCO 49ERS TRANSACTIONS

- |  |   |
|--|---|
| <p>8–25 Waived the following seven players: QB McLeod Bethel–Thompson, S D.J. Campbell, TE Kevin Greene, RB Jewel Hampton, P Colton Schmidt, LB Kion Wilson and WR Devon Wylie. The team also released WR David Reed.<br/>Placed RB Marcus Lattimore, FB Trey Millard, CB Keith Reaser and G Brandon Thomas on the Reserve/Non–Football Injury List. LB NaVorro Bowman, TE Garrett Celek and DT Kaleb Ramsey were placed on the Reserve/Physically Unable to Perform List.<br/>The 49ers also released LB Blake Costanzo from the Injured Reserve List.</p> <p>8–30 Released the following 19 players: T Carter Bykowski, TE Asante Cleveland, WR Lance Lewis, LS Kevin McDermott, CB Darryl Morris, G Al Netter, DL Lawrence Okoye, WR Kassim Osgood, T Michael Philipp, NT Mike Purcell, G Ryan Seymour, LB Shayne Skov, RB Alfonso Smith, G Adam Snyder, S C.J. Spillman, LB Chase Thomas, S Bubba Ventrone, WR L'Damian Washington, RB Glenn Winston.<br/>Placed CB Kenneth Acker and FB Will Tukuafu on the Injured Reserve List and LB Aldon Smith on the Reserve/Suspended List.</p> <p>8–31 Signed the following seven players to the team's practice squad: T Carter Bykowski, TE Asante Cleveland, WR Lance Lewis, DL Lawrence Okoye, NT Mike Purcell, LB Shayne Skov, LB Chase Thomas.</p> <p>9–1 Signed CB Chance Casey, T John Fullington and RB Kendall Gaskins to the team's practice squad.</p> <p>9–2 Placed DL Glenn Dorsey on the Injured Reserve/Designated for Return List and signed WR Kassim Osgood.</p> <p>9–6 Activated G/T Alex Boone from the exempt list to the active roster. In order to make room on the roster, the team released WR Kassim Osgood.</p> <p>9–8 Waived RB LaMichael James and signed WR Kassim Osgood to a one–year deal. Also released FB Will Tukuafu from the Injured Reserve List.</p> <p>9–15 Signed TE Xavier Grimble and CB Leon McFadden to the practice squad. To make room on the practice squad, the team waived CB Chance Casey and LB Shayne Skov.</p> <p>9–20 Promoted TE Asante Cleveland from the team's practice squad and released QB Josh Johnson.</p> <p>9–23 Waived TE Asante Cleveland and re–signed QB Josh Johnson to a one–year deal.</p> <p>9–24 Signed TE Asanted Cleveland to the team's practice squad.</p> <p>10–7 Signed G Andrew Tiller to the team's practice squad and waived T John Fullington from the practice squad.</p> <p>10–8 Signed S Bubba Ventrone to a one–year deal and released WR Kassim Osgood.</p> <p>10–10 Released QB Josh Johnson and signed WR Kassim Osgood to a one–year deal.</p> <p>10–14 Released S Bubba Ventrone and signed QB Josh Johnson to a one–year deal.</p> <p>10–17 Released QB Josh Johnson and signed S Bubba Ventrone to a one–year deal.</p> <p>10–21 Released S Bubba Ventrone and signed QB Josh Johnson to a one–year deal.</p> | <p>10–25 Placed C Daniel Kilgore and CB Chris Cook on the Injured Reserve List and signed S Bubba Ventrone to a one–year deal.</p> <p>11–1 Promoted CB Leon McFadden from the team's practice squad to the 53–man roster, a one–year deal.</p> <p>11–4 Waived DT Demarcus Dobbs and signed CB Chance Casey to the team's practice squad.</p> <p>11–5 Team announced that RB Marcus Lattimore retired from the National Football League.</p> <p>11–8 Promoted LB Chase Thomas from the team's practice squad to the 53–man roster.</p> <p>11–11 Placed LB Patrick Willis on the Injured Reserve List and signed RB Alfonso Smith to a one–year deal. Also signed LB Shayne Skov to the team's practice squad.</p> <p>11–15 Added LB Aldon Smith to the 53–man roster from the Exempt List and placed DB Jimmie Ward on the Injured Reserve List.</p> <p>11–17 Added DL Glenn Dorsey to the 53–man roster from the Injured Reserve/Designated for Return List and placed NT Ian Williams on the Injured Reserve List.</p> <p>11–18 Signed CB Marcus Cromartie to the team's practice squad and released TE Xavier Grimble from the team's practice squad.</p> <p>11–27 Activated TE Garrett Celek from the Reserve/Physically Unable to Perform List and promoted TE Asante Cleveland to the active roster. In order to make room on the roster, the team placed TE Derek Carrier on the Injured Reserve List and waived LB Chase Thomas.</p> <p>12–1 Signed LB Chase Thomas to the team's practice squad.</p> <p>12–9 Placed TE Vance McDonald on the Injured Reserve List and added LB NaVorro Bowman to the 53–man roster from the Physically Unable to Perform List.</p> <p>12–10 Signed T Chris Martin to the team's practice squad.</p> <p>12–13 Placed NT Glenn Dorsey and LB NaVorro Bowman on the Injured Reserve List. Promoted G Andrew Tiller and CB Marcus Cromartie from the team's practice squad.</p> <p>12–16 Placed WR Kassim Osgood on the Injured Reserve List and signed LB Desmond Bishop to a one–year deal. Also signed TE Xavier Grimble and CB Cameron Fuller to the team's practice squad.</p> <p>12–17 Placed TE Garrett Celek on the Injured Reserve List and signed RB Phillip Tanner to a one–year deal.<br/>Released DT Ray McDonald.</p> <p>12–19 Promoted NT Mike Purcell to 53–man roster from the team's practice squad.</p> <p>12–20 Placed LB Chris Borland on the Injured Reserve List and promoted LB Chase Thomas to the 53–man roster from the team's practice squad.</p> <p>12–23 Signed NT Garrison Smith to the team's practice squad.</p> <p>12–26 Signed WR Trindon Holliday to a two–year deal and promoted CB Cameron Fuller from the team's practice squad to the active roster. Also placed G Alex Boone and S Bubba Ventrone on the Injured Reserve List.</p> |
|--|---|

# 2015 SAN FRANCISCO 49ERS TRANSACTIONS

12–30–14	Signed the following to Reserve/Future contracts: RB Kendall Gaskins, TE Xavier Grimble, WR Lance Lewis, T Chris Martin and NT Garrison Smith	5–1	Selected S Jaquiski Tartt in the 2nd round (46th overall) and LB Eli Harold in the 3rd round (79th overall) of the 2015 NFL Draft.
1–2	Signed DL Lawrence Okoye to a Reserve/Future contract.	5–2	Selected TE Blake Bell (117th overall), RB Mike Davis (126th overall) and WR DeAndre Smelter (132nd overall) in the 4th round of the 2015 NFL Draft.
1–9	Signed LB Shayne Skov to a Reserve/Future contract.		Selected P Bradley Pinion (165th overall) in the 5th round of the 2015 NFL Draft.
1–14	Named Jim Tomsula head coach of the San Francisco 49ers.		Selected OL Ian Silberman (190th overall) in the 6th round of the 2015 NFL Draft.
2–9	Announced coaching staff: Geep Chryst (Offensive Coordinator); Eric Mangini (Defensive Coordinator); Thomas McGaughey Jr. (Special Teams Coordinator); D.J. Boldin (Offensive Assistant); Scott Brown (Defensive Line); Ronald Curry (Wide Receivers); Ejiro Evero (Defensive Assistant); Chris Foerster (Offensive Line); Aubrayo Franklin (Defensive Assistant); Adam Henry (Wide Receivers); Richard Hightower (Assistant Special Teams); Tim Lewis (Secondary); Steve Logan (Quarterbacks); Mick Lombardi (Defensive Assistant); Clancy Pendergast (Secondary); Tom Rathman (Running Backs); Kurt Schmidt (Strength, Conditioning and Nutrition Asst.); Tony Sparano (Tight Ends); Mark Uyeyama (Head Strength and Conditioning); Jason Tarver (Senior Defensive Assistant/Linebackers); Eric Wolford (Assistant Offensive Line).	5–4	Waived/Injured LB Chase Thomas.
3–3	Signed undrafted free agent RB Jarryd Hayne to a three-year deal.	5–5	Signed the following Undrafted Free Agents: WR Dres Anderson, WR Issac Blakeney, WR DiAndre Campbell, WR Darius Davis, OL Patrick Miller, DL Marcus Rush, QB Dylan Thompson, S Jermaine Whitehead and WR DeAndrew White.
3–5	Signed WR Jerome Simpson to a two-year deal.	5–11	The 49ers signed nine of their 10 draft picks, each to four-year deals: S Jaquiski Tartt, LB Eli Harold, TE Blake Bell, RB Mike Davis, WR DeAndre Smelter, P Bradley Pinion, OL Ian Silberman, OL Trent Brown and TE Busta Anderson.
3–6	Signed DT Darnell Dockett to a two-year contract.	5–15	Signed DL Arik Armstead to a four-year deal. With the signing of Armstead, the 49ers now have all 10 of their 2015 draft picks under contract.
3–9	Signed TE Derek Carrier to a two-year contract extension through 2017.	5–18	DT Justin Smith, a two-time All-Pro and five-time Pro Bowler, retired from the National Football League.
3–10	LB Patrick Willis announced his retirement from the National Football League.		Signed CB Mylan Hicks to a three-year deal and OL Justin Renfrow to a two-year deal.
	Signed TE/LS Kyle Nelson to a four-year deal.	6–5	T Anthony Davis announced his retirement from the National Football League.
3–11	Signed WR Torrey Smith to a five-year deal, QB Blaine Gabbert to a two-year deal and TE Garrett Celek to a one-year deal. Released WR Stevie Johnson.	6–6	Traded P Andy Lee to the Cleveland Browns for an undisclosed 2017 draft pick.
3–14	Signed CB Chris Cook and CB Shareece Wright to a one-year deal.	6–12	Claimed T Sean Hooley off waivers from the New York Jets.
3–16	LB Chris Borland announced his retirement from the National Football League.	6–15	Signed OL Ben Gottschalk to a two-year deal and K Corey Acosta and WR Mario Hull to three-year deals. The team also waived WR Darius Davis and T Chris Martin.
3–17	Signed G/T Erik Pears to a two-year deal.		
3–18	Signed RB Reggie Bush to a one-year deal.		
3–26	Waived T Jonathan Martin and CB Cameron Fuller.		
3–31	Signed LB Desmond Bishop to a one-year deal.		
4–3	Signed LB Nick Bellore to a two-year deal.		
4–7	Signed DT Tony Jerod-Eddie to a one-year exclusive rights tender.		
4–30	Signed LB Philip Wheeler to a one-year deal. The team also released WR Trindon Holliday and waived G Fouimalo Fonoti and WR Lance Lewis.		
	Traded 1st round pick (15) to San Diego for their 1st round pick (17), their 4th round pick (117) and their 5th round pick in 2016.		
	Selected DL Arik Armstead in the 1st round (17th overall) of the 2015 NFL Draft.		



## 2014 49ERS OFFENSIVE GAME-BY-GAME TEAM STATISTICS

	@Dal	Chi.	@Arz	Phi	KC	@StL	@Den	StL	@NO	@NYG	Was	Sea	@Oak	@Sea	SD	Arz	Totals
<b>First Downs</b>																	
Total	19	19	20	20	22	17	22	20	21	20	16	16	18	14	21	18	303
Rushing	6	5	4	8	10	5	3	4	10	9	5	3	5	7	12	8	104
Passing	11	13	15	8	10	10	16	12	10	10	10	8	10	7	6	9	165
Penalty	2	1	1	4	2	2	3	4	1	1	1	5	3	0	3	1	34
<b>Third Down</b>																	
Conversions	7	7	6	8	6	6	3	3	6	6	5	4	3	6	5	5	86
Attempts	12	13	12	19	16	14	13	12	15	14	13	11	11	15	11	12	213
Percentage	58.3	53.8	50.0	42.1	37.5	42.9	23.1	25.0	40.0	42.9	38.5	36.4	27.3	40.0	45.5	41.7	40.4
<b>4th Down</b>																	
Conversions	0	1	1	0	1	0	1	0	1	0	2	0	1	2	0	0	10
Attempts	0	2	1	0	1	2	2	0	1	1	2	0	1	4	1	0	18
<b>Time of Possession</b>																	
49ers	28:36	33:51	32:20	42:17	36:04	28:38	32:01	32:26	33:46	34:59	30:05	24:41	27:05	31:02	30:25	29:24	31:16
<b>Total Net Yards</b>																	
Plays	54	65	61	76	70	65	70	62	68	68	60	51	56	57	66	60	1,009
Yards	319	359	318	407	357	432	310	263	330	333	312	164	248	245	447	395	5,239
Average	5.9	5.5	5.2	5.4	5.1	6.6	4.4	4.2	4.9	4.9	5.2	3.2	4.4	4.3	6.8	6.6	5.2
<b>Rushing</b>																	
Attempts	30	27	23	42	40	30	18	21	32	37	29	18	18	32	40	33	470
Yards	127	127	82	218	171	89	62	80	144	148	66	64	97	140	355	206	2,176
Average	4.2	4.7	3.6	5.2	4.3	3.0	3.4	3.8	4.5	4.0	2.3	3.6	5.4	4.4	8.9	6.2	4.6
<b>Passing</b>																	
Net	192	232	236	189	186	343	248	183	186	185	246	100	151	105	92	189	3,063
Sacks	1	4	1	4	3	0	6	8	4	1	2	4	5	6	2	1	52
Yards	9	16	9	29	15	0	53	54	24	8	10	21	23	36	22	15	344
Gross	201	248	245	218	201	343	301	237	210	193	256	121	174	141	114	204	3,407
Attempts	23	34	37	30	27	35	46	33	32	30	29	29	33	19	24	26	487
Completions	16	21	29	17	14	22	27	22	14	15	20	16	18	11	15	15	292
Percentage	69.6	61.8	78.4	56.7	51.9	62.9	58.7	66.7	43.8	50.0	69.0	55.2	54.5	57.9	62.5	57.7	60.0
Interceptions	0	3	0	1	0	0	1	0	0	0	1	2	2	0	0	0	10
<b>Punting</b>																	
Number	4	1	4	6	2	5	5	7	7	4	6	5	4	5	4	4	73
Average	45.8	54.0	43.5	39.2	53.5	43.0	54.4	44.9	44.7	46.8	50.3	47.6	52.5	43.4	38.0	49.0	46.2
Net	45.8	53.0	41.5	21.5	34.5	40.6	50.0	35.4	41.3	37.0	48.5	41.8	42.8	39.6	33.0	38.5	39.6
<b>Penalties</b>																	
Number	11	16	9	10	2	5	6	9	2	4	5	3	7	8	9	10	116
Yards	80	118	107	80	10	23	62	44	15	35	47	20	50	78	92	78	939
<b>Fumbles</b>																	
Number	0	2	0	0	1	1	0	3	1	3	3	1	0	0	3	0	18
Lost	0	1	0	0	0	1	0	2	1	1	2	1	0	0	3	0	12
<b>Red Zone</b>																	
Number	3	5	3	3	4	2	3	2	4	4	2	1	2	1	3	2	44
Touchdowns	2	2	2	1	1	1	1	0	3	0	1	0	1	1	2	1	19
Field Goals	0	2	0	2	3	0	1	1	1	2	0	1	1	0	0	1	15
<b>Touchdowns</b>																	
Rushing	1	1	1	0	0	0	0	0	2	0	1	0	0	1	3	0	10
Passing	2	1	1	2	1	3	2	1	1	1	1	0	1	0	1	2	20
Returns	1	0	0	0	0	1	0	0	0	0	0	0	0	0	1	0	3

## 2014 49ERS DEFENSIVE GAME-BY-GAME TEAM STATISTICS

	@Dal	Chi.	@Arz	Phi	KC	@StL	@Den	StL	@NO	@NYG	Was	Sea	@Oak	@Sea	SD	Arz	Totals
<b>First Downs</b>																	
Total	26	19	24	11	14	19	23	13	23	17	12	16	19	18	28	26	<b>308</b>
Rushing	8	3	5	1	3	5	6	3	7	2	7	5	5	10	6	7	<b>83</b>
Passing	14	10	12	10	11	12	14	8	15	14	4	10	13	5	19	17	<b>188</b>
Penalty	4	6	7	0	0	2	3	2	1	1	1	1	1	3	3	2	<b>37</b>
<b>Third Down</b>																	
Conversions	5	3	8	5	6	5	5	4	8	6	2	5	6	8	8	4	<b>88</b>
Attempts	9	9	13	13	11	14	9	12	18	15	13	14	13	14	16	10	<b>203</b>
Percentage	55.6	33.3	61.5	38.5	54.5	35.7	55.6	33.3	44.4	40.0	15.4	35.7	46.2	57.1	50.0	40.0	<b>43.3</b>
<b>4th Down</b>																	
Conversions	1	0	1	0	0	0	0	0	2	0	0	0	0	0	3	0	<b>7</b>
Attempts	1	0	1	2	0	0	0	0	2	3	0	1	1	0	3	0	<b>14</b>
<b>Time of Possession</b>																	
Opponents	31:24	26:09	27:40	17:43	23:56	31:22	27:59	27:34	36:00	25:01	29:55	35:19	32:55	28:58	34:19	30:36	<b>28:44</b>
<b>Total Net Yards</b>																	
Plays	63	52	61	56	50	71	56	52	80	68	52	60	60	61	80	67	<b>989</b>
Yards	382	216	338	213	265	309	419	193	423	330	213	379	330	290	446	397	<b>5,143</b>
Average	6.1	4.2	5.5	3.8	5.3	4.4	7.5	3.7	5.3	4.9	4.1	6.3	5.5	4.8	5.6	5.9	<b>5.2</b>
<b>Rushing</b>																	
Attempts	23	17	27	12	20	24	27	27	31	21	27	34	31	32	24	25	<b>402</b>
Yards	127	46	84	22	107	93	115	91	136	65	136	157	85	152	98	98	<b>1,612</b>
Average	5.5	2.7	3.1	1.8	5.4	3.9	4.3	3.4	4.4	3.1	5.0	4.6	2.7	4.8	4.1	3.9	<b>4.0</b>
<b>Passing</b>																	
Net	255	170	254	191	158	216	304	102	287	265	77	222	245	138	348	299	<b>3,531</b>
Sacks	3	1	0	1	0	5	2	1	2	2	5	4	1	5	2	2	<b>36</b>
Yards	26	6	0	4	0	20	14	3	5	15	29	14	9	30	8	17	<b>200</b>
Gross	281	176	254	195	158	236	318	105	292	280	106	236	254	168	356	316	<b>3,731</b>
Attempts	37	34	34	43	30	42	27	24	47	45	20	22	28	24	54	40	<b>551</b>
Completions	23	23	19	21	16	21	22	13	28	22	11	15	22	12	33	23	<b>324</b>
Percentage	62.2	67.6	55.9	48.8	53.3	50.0	81.5	54.2	59.6	48.9	55.0	68.2	78.6	50.0	61.1	57.5	<b>58.8</b>
Interceptions	3	0	0	2	1	1	0	2	2	5	0	0	0	1	3	3	<b>23</b>
<b>Punting</b>																	
Number	2	6	1	6	4	8	4	6	6	3	8	4	5	4	4	3	<b>74</b>
Average	52.5	39.7	49.0	48.5	40.3	43.9	42.8	46.8	49.8	43.0	46.6	44.5	46.8	48.0	50.3	35.7	<b>45.4</b>
Net	46.0	32.3	35.0	40.7	35.3	40.3	41.8	41.5	42.0	40.3	45.6	36.5	42.2	45.0	36.8	35.7	<b>40.2</b>
<b>Penalties</b>																	
Number	10	10	5	10	4	8	8	9	6	3	7	14	10	7	8	3	<b>122</b>
Yards	72	58	36	70	29	38	75	83	43	54	53	105	84	50	38	21	<b>909</b>
<b>Fumbles</b>																	
Number	3	1	1	2	1	1	1	0	2	1	1	3	0	0	1	0	<b>18</b>
Lost	1	0	1	2	0	0	0	0	1	0	1	0	0	0	0	0	<b>6</b>
<b>Red Zone</b>																	
Number	4	4	4	1	2	1	3	2	2	3	2	5	4	3	3	1	<b>44</b>
Touchdowns	2	4	1	0	2	1	3	1	2	1	1	1	3	2	3	0	<b>27</b>
Field Goals	1	0	2	0	0	0	0	1	0	0	1	3	0	1	0	1	<b>10</b>
<b>Touchdowns</b>																	
Rushing	1	0	0	0	1	1	2	0	0	0	1	0	0	1	0	0	<b>7</b>
Passing	1	4	2	0	1	1	4	1	3	1	0	1	3	1	4	2	<b>29</b>
Returns	0	0	0	3	0	0	0	0	0	0	0	0	0	0	1	0	<b>4</b>

## 2014 SAN FRANCISCO 49ERS TEAM HIGHS & LOWS

### SAN FRANCISCO 49ERS

	Bests/Highs	Opponent	Date		Worsts/Lows	Opponent	Date
First Downs	22	2 times, last at Den.	10/19/14		14	at Seattle	12/14/14
Third-Down %	7-12-58%	at Dallas	9/7/14		3-13-23%	at Denver	10/19/14
Total Net Yards	447	vs. San Diego	12/20/14		164	vs. Seattle	11/27/14
Offensive Plays	76	vs. Philadelphia	9/28/14		51	vs. Seattle	11/27/14
Avg. Per Play	6.8	vs. San Diego	12/20/14		3.2	vs. Seattle	11/27/14
Rushing Yards	355	vs. San Diego	12/20/14		62	at Denver	10/19/14
Rushes	42	vs. Philadelphia	9/28/14		18	3 times, last at Oak.	12/7/14
Rushing Avg.	8.9	vs. San Diego	12/20/14		2.3	vs. Washington	11/23/14
Net Passing Yards	343	at St. Louis	10/13/14		92	vs. San Diego	12/20/14
Completions	29	at Arizona	9/21/14		11	at Seattle	12/14/14
Attempts	46	at Denver	10/19/14		19	at Seattle	12/14/14
Completions %	78.4	at Arizona	9/21/14		43.8	at New Orleans	11/9/14
Avg. Gain Per Passing Play	9.8	at St. Louis	10/13/14		3.0	vs. Seattle	11/27/14
Interceptions Thrown	0	10 times, last vs. Arz.	12/28/14		3	vs. Chicago	9/14/14
Fumbles Lost	0	8 times, last vs. Arz.	12/28/14		3	vs. San Diego	12/20/14
Turnovers	0	5 times, last vs. Arz.	12/28/14		4	vs. Chicago	9/14/14
Penalties	2	2 times, last at NO	11/9/14		16	vs. Chicago	9/14/14
Penalty Yards	10	vs. Kansas City	10/5/14		118	vs. Chicago	9/14/14
Gross Punting Avg.	54.4	at Denver	10/19/14		38.0	vs. San Diego	12/20/14
Net Punting Avg.	53.0	vs. Chicago	9/14/14		21.5	vs. Philadelphia	9/28/14
Time of Poss.	42:17	vs. Philadelphia	9/28/14		24:41	vs. Seattle	11/27/14

### OPPONENTS

	Worsts/Lows	Opponent	Date		Bests/Highs	Opponent	Date
First Downs	11	vs. Philadelphia	9/28/14		28	vs. San Diego	12/20/14
Third-Down %	2-13-15%	vs. Washington	11/23/14		8-13-62%	at Arizona	9/21/14
Total Net Yards	193	vs. St. Louis	11/2/14		446	vs. San Diego	12/20/14
Offensive Plays	50	vs. Kansas City	10/5/14		80	2 times, last vs. SD	12/20/14
Avg. Per Play	3.7	vs. St. Louis	11/2/14		7.5	at Denver	10/19/14
Rushing Yards	22	vs. Philadelphia	9/28/14		157	vs. Seattle	11/27/14
Rushes	12	vs. Philadelphia	9/28/14		34	vs. Seattle	11/27/14
Rushing Avg.	1.8	vs. Philadelphia	9/28/14		5.5	at Dallas	9/7/14
Net Passing Yards	77	vs. Washington	11/23/14		348	vs. San Diego	12/20/14
Completions	11	vs. Washington	11/23/14		33	vs. San Diego	12/20/14
Attempts	20	vs. Washington	11/23/14		54	vs. San Diego	12/20/14
Completions %	48.8	vs. Philadelphia	9/28/14		81.5	at Denver	10/19/14
Avg. Gain Per Passing Play	3.1	vs. Washington	11/23/14		10.5	at Denver	10/19/14
Interceptions Thrown	5	at New York Giants	11/16/14		0	6 times, last at Oak.	12/7/14
Fumbles Lost	2	vs. Philadelphia	9/28/14		0	11 times, last vs. Arz.	12/28/14
Turnovers	5	at New York Giants	11/16/14		0	4 times, last at Oak.	12/7/14
Penalties	14	vs. Seattle	11/27/14		3	2 times, last vs. Arz.	12/28/14
Penalty Yards	105	vs. Seattle	11/27/14		21	vs. Arizona	12/28/14
Gross Punting Avg.	35.7	vs. Arizona	12/28/14		52.5	at Dallas	9/7/14
Net Punting Avg.	32.3	vs. Chicago	9/14/14		46.0	at Dallas	9/7/14
Time of Poss.	17:43	vs. Philadelphia	9/28/14		36:00	at New Orleans	11/9/14

**2014 SAN FRANCISCO 49ERS INDIVIDUAL HIGHS**

<b>Long Plays</b>		<b>Player</b>	<b>Opponent</b>	<b>Date</b>
Longest Run (yards)	90t	Colin Kaepernick	vs. San Diego	12/20/14
Longest TD Run (yards)	90t	Colin Kaepernick	vs. San Diego	12/20/14
Longest Pass Completion (yards)	80t	Colin Kaepernick – Brandon Lloyd	at St. Louis	10/13/14
Longest TD Pass	80t	Colin Kaepernick – Brandon Lloyd	at St. Louis	10/13/14
Longest Punt Return (yards)	23	Two times, most recently Bruce Ellington	vs. San Diego	12/20/14
Longest Kickoff Return (yards)	57	Perrish Cox	vs. San Diego	12/20/14
Longest Interception Return (yards)	73	Eric Reid	at Seattle	12/14/14
Longest Punt (yards)	71	Andy Lee	at Denver	10/19/14
Longest Field Goal (yards)	55	Phil Dawson	vs. Kansas City	10/5/14
<b>Single-Game Highs</b>		<b>Player</b>	<b>Opponent</b>	<b>Date</b>
Most Points Scored	16	Phil Dawson	vs. Kansas City	10/5/14
Most Touchdowns	2	Two times, most recently Bruce Ellington	vs. San Diego	12/20/14
Most Field Goals	5	Phil Dawson	vs. Kansas City	10/5/14
Most Field Goal Attempts	5	Phil Dawson	vs. Kansas City	10/5/14
Most Rushing Yards	158	Frank Gore	vs. San Diego	12/20/14
Most Rushing Attempts	26	Frank Gore	vs. San Diego	12/20/14
Highest Rushing Avg. (Min. 10 att.)	6.1	Frank Gore	vs. San Diego	12/20/14
Most Pass Completions	29	Colin Kaepernick	at Arizona	9/21/14
Most Pass Attempts	39	Colin Kaepernick	at Denver	10/19/14
Most Gross Passing Yards	343	Colin Kaepernick	at St. Louis	10/13/14
Highest Avg. Yards/Per Att. (Min. 10 att.)	9.5	Colin Kaepernick	at St. Louis	10/13/14
Fewest Interceptions Thrown (Min. 10 att.)	0	10 times, most recently Colin Kaepernick	vs. Arizona	12/28/14
Fewest Times Sacked (Min. 10 att.)	0	Colin Kaepernick	at St. Louis	10/13/14
Most Receptions	10	Michael Crabtree	at Arizona	9/21/14
Most Receiving Yards	137	Anquan Boldin	vs. Washington	11/23/14
Most Punt Returns	4	Three times, most recently Perrish Cox	vs. Washington	11/23/14
Most Punt Return Yardage	34	Bruce Ellington	vs. San Diego	12/20/14
Most Kickoff Returns	4	Three times, most recently Bruce Ellington	at Seattle	12/14/14
Most Kickoff Return Yardage	108	Bruce Ellington	vs. Kansas City	10/5/14
Most Interceptions	2	Chris Borland	at New York Giants	11/16/14
Most Interception Return Yardage	73	Eric Reid	at Seattle	12/14/14
Most Tackles	22	Chris Borland	vs. St. Louis	11/2/14
Most Sacks	2.0	Five times, most recently Tank Carradine	at Seattle	12/14/14

## 2014 SAN FRANCISCO 49ERS TURNOVER BREAKDOWN

### TAKEAWAYS

Date	Opponent	Turnover	Starting L.O.S.	Point of Turnover	Resulting L.O.S.	Qtr.	Result (pts)
9/7	at Dal.	C. Culliver FR (D. Skuta FF)	DAL 33	DAL 35	Endzone	1	Touchdown (7)
		E. Reid INT (T. Romo)	DAL 32	50	DAL 2	1	Touchdown (7)
		P. Willis INT (T. Romo)	SF 5*	Endzone	SF 20	2	Punt (0)
		P. Cox INT (T. Romo)	DAL 12	SF 36	SF 36	2	Touchdown (7)
9/14	vs. Chi.	None					
9/21	at Arz.	P. Cox FR (M. Wilhoite FF)	SF 9*	SF 4	SF 5	4	Punt (0)
9/28	vs. Phi.	J. Smith FR (C. Culliver FF)	PHI 43	SF 45	SF 29	2	Halftime (0)
		P. Cox FR (A. Bethea FF)	PHI 20	PHI 23	PHI 23	3	Touchdown (7)
		A. Bethea INT (N. Foles)	PHI 28	SF 26	SF 26	3	Punt (0)
		P. Cox INT (N. Foles)	PHI 17	PHI 44	PHI 44	4	End of Game (0)
10/5	vs. KC	P. Cox INT (A. Smith)	KC 20	KC 43	KC 41	4	End of Game (0)
10/13	at StL	D. Johnson INT (A. Davis)	STL 15	STL 20	Endzone	4	Touchdown (7)
10/19	at Den.	None					
11/2	vs. StL	A. Bethea INT (A. Davis)	STL 25	STL 35	STL 35	2	Touchdown (7)
		P. Cox INT (A. Davis)	STL 44	SF 29	SF 39	2	Punt (0)
11/9	at NO	A. Bethea INT (D.Brees)	NO 25	NO 41	NO 19	1	Touchdown (7)
		C. Culliver INT (D.Brees)	SF 22	SF 0	SF 29	2	Halftime (0)
		C. Borland FR (A. Brooks FF)	NO 15	NO 10	NO 17	OT	Field Goal (3)
11/16	at NYG	C. Borland INT (E. Manning)	NYG 38	NYG 41	NYG 29	2	Field Goal (3)
		M. Wilhoite INT (E. Manning)	SF 17*	SF 14	SF 15	2	Punt (0)
		E. Reid INT (E. Manning)	NYG 47	SF 25	SF 32	3	Downs (0)
		C. Culliver INT (E. Manning)	SF 32	SF 20	SF 21	4	Punt (0)
		C. Borland INT (E. Manning)	SF 4*	SF 2	SF 2	4	Punt (0)
11/23	vs. Was.	A. Brooks FR (J. Smith FF)	WAS 10	WAS 7	WAS 7	4	End of Game (0)
11/27	vs. Sea.	None					
12/7	at Oak.	None					
12/14	at Sea.	E. Reid INT (R. Wilson)	SF 29	SF 3	SEA 24	2	Halftime (0)
12/20	vs. SD	P. Cox INT (P. Rivers)	SD 40	SF 33	SF 33	1	Touchdown (7)
		A. Bethea INT (P. Rivers)	SD 45	SD 49	Endzone	2	Touchdown (7)
		C. Culliver INT (P. Rivers)	SF 49	SF 29	SD 47	3	Punt (0)
12/28	vs. Arz.	M. Wilhoite INT (R. Lindley)	SF 27	SF 25	SF 25	2	Field Goal (3)
		C. Culliver INT (R. Lindley)	SF 47	SF 26	SF 18	3	Touchdown (7)
		C. Dahl INT (R. Lindley)	ARZ 11	ARZ 24	ARZ 24	4	End of Game (0)

**Regular Season Totals:** 29 takeaways resulted in 79 points

L.O.S. – Line of scrimmage

\* – Red zone play

ST – Special teams play

(TB) – Touchback



## 2014 SAN FRANCISCO 49ERS TURNOVER BREAKDOWN

### GIVEAWAYS

Date	Opponent	Turnover	Starting L.O.S.	Point of Turnover	Resulting L.O.S.	Qtr.	Result (pts)
9/7	at Dal.	None					
9/14	vs. Chi.	C. Kaepernick INT (C. Conte)	50	CHI 31	CHI 32	2	Punt (0)
		C. Kaepernick FUMBLE (J. Allen FF)	CHI 30	CHI 26	CHI 20	2	Punt (0)
		C. Kaepernick INT (K. Fuller)	SF 22	SF 26	SF 6	4	Touchdown (7)
		C. Kaepernick INT (K. Fuller)	SF 35	CHI 40	SF 42	4	Touchdown (7)
9/21	at Arz.	None					
9/28	vs. Phi.	C. Kaepernick INT (M. Jenkins)	SF 45	PHI 47	Endzone	2	Touchdown (7)
10/5	vs. KC	None					
10/13	at StL	V. McDonald FUMBLE (R. McLeod FF)	SF 44	STL 35	STL 45	1	Touchdown (7)
10/19	at Den.	C. Kaepernick INT (A. Talib)	SF 24	SF 43	SF 40	3	Touchdown (7)
11/2	vs. StL	C. Kaepernick FUMBLE (R. Quinn FF)	50	SF 40	SF 36	2	Touchdown (7)
		C. Kaepernick FUMBLE	STL 1	STL 1	STL 20	4	End of Game (0)
11/9	at NO	C. Kaepernick FUMBLE (T. Walker FF)	SF 44	SF 40	SF 42	2	Interception (0)
11/16	at NYG	F. Gore FUMBLE	NYG 16*	NYG 22	NYG 31	1	Touchdown (7)
11/23	vs. Was.	C. Hyde FUMBLE (B. Meriweather FF)	WAS 41	WAS 41	WAS 40	2	Punt (0)
		C. Kaepernick INT (G. Ducre)	SF 27	WAS 26	WAS 33	3	Punt (0)
		F. Gore FUMBLE (T. Murphy FF)	SF 29	SF 35	SF 36	4	Field Goal (3)
11/27	vs. Sea.	C. Kaepernick INT (R. Sherman)	SF 30	50	SF 45	1	Touchdown (7)
		P. Cox FUMBLE (R. Lockette FF) (ST)	SEA 25	SF 40	SF 40	2	Punt (0)
		C. Kaepernick INT (R. Sherman)	SEA 46	SEA 31	SEA 32	4	Downs (0)
12/7	at Oak.	C. Kaepernick INT (B. Ross)	SF 20	OAK 49	OAK 49	1	Field Goal (3)
		C. Kaepernick INT (C. Woodson)	SF 18	SF 31	SF 28	4	Down (0)
12/14	at Sea.	None					
12/20	vs. SD	B. Miller FUMBLE (M. Gilchrist FF)	SD 5*	SD 2	SD 5	1	Interception (0)
		C. Kaepernick FUMBLE (Ric. Matthews FF)	SF 22	SF 8	Endzone	3	Touchdown (7)
		Q. Patton FUMBLE (E. Weddle FF)	SF 35	SD 45	SD 38	OT	Field Goal (3)
12/28	vs. Arz.	None					

**Regular Season Totals:** 22 giveaways resulted in 72 points

L.O.S. – Line of scrimmage

\* – Red zone play

ST – Special teams play

(TB) – Touchback

### GAME-BY-GAME TURNOVER DIFFERENTIAL

Date	Opp	Takeways	Giveaways	Game Total	Total
9/7	at Dal.	4	0	+4	+4
9/14	Chi.	0	4	-4	0
9/21	at Arz.	1	0	+1	+1
9/28	Phi.	4	1	+3	+4
10/5	KC	1	0	+1	+5
10/13	at StL	1	1	0	+5
10/19	at Den.	0	1	-1	+4
11/2	StL	2	2	0	+4
11/9	at NO	3	1	+2	+6
11/16	at NYG	5	1	+4	+10
11/23	Was.	1	3	-2	+8
11/27	Sea.	0	3	-3	+5
12/7	at Oak.	0	2	-2	+3
12/14	at Sea.	1	0	+1	+4
12/20	SD	3	3	0	+4
12/28	Arz.	3	0	+3	+7

## 2014 SAN FRANCISCO 49ERS THIRD DOWN EFFICIENCY

### 49ERS THIRD-AND ...

Date	Opp	1	2	3	4	5	6	7	8	9	10	10+	Totals
9/7	at Dal.	0/0	0/0	2/2	1/1	1/1	0/1	0/0	3/3	0/0	0/2	0/2	7/12
9/14	Chi.	2/3	1/1	2/2	0/0	0/0	0/1	0/0	0/0	0/0	1/2	1/4	7/13
9/21	at Arz.	1/1	2/2	0/1	0/1	1/1	1/1	0/0	0/2	0/0	1/1	0/2	6/12
9/28	Phi.	1/1	0/2	0/2	0/1	1/1	1/1	1/3	0/1	1/1	1/1	2/5	8/19
10/5	KC	1/3	0/0	0/1	1/1	2/3	1/1	0/0	0/0	0/1	1/2	0/4	6/16
10/13	at StL	3/4	0/1	0/1	0/2	0/0	2/2	0/0	0/2	0/0	0/0	1/2	6/14
10/19	at Den.	1/1	0/0	0/2	0/1	0/1	0/1	0/0	1/1	0/0	0/1	1/5	3/13
11/2	StL	1/2	1/1	0/1	0/1	0/0	0/0	0/0	0/0	0/0	0/2	1/5	3/12
11/9	at NO	0/0	0/0	0/1	2/3	1/2	1/1	0/0	1/1	0/1	1/4	0/2	6/15
11/16	at NYG	2/2	0/0	0/0	0/1	2/2	0/2	0/2	2/2	0/0	0/0	0/3	6/14
11/23	Was.	1/3	0/0	1/2	1/1	0/1	0/1	2/3	0/0	0/0	0/0	0/2	5/13
11/27	Sea.	2/2	0/0	1/1	1/1	0/1	0/1	0/0	0/2	0/0	0/1	0/2	4/11
12/7	at Oak.	0/0	0/0	0/0	1/1	0/1	0/0	0/0	0/1	0/0	1/3	1/5	3/11
12/14	at Sea.	0/2	0/1	2/2	0/0	2/2	0/0	0/0	1/1	0/2	0/2	1/3	6/15
12/20	SD	2/2	1/1	1/1	1/1	0/1	0/0	0/1	0/1	0/2	0/0	0/1	5/11
12/28	Arz.	0/0	2/2	0/0	0/0	0/0	0/0	0/0	2/3	1/1	0/0	0/6	5/12
<b>Regular Season Totals:</b>		<b>17/26</b>	<b>7/11</b>	<b>9/19</b>	<b>8/16</b>	<b>10/17</b>	<b>6/13</b>	<b>3/9</b>	<b>10/20</b>	<b>2/8</b>	<b>6/21</b>	<b>8/53</b>	<b>86/213</b>
		<b>65.4</b>	<b>63.6</b>	<b>47.4</b>	<b>50.0</b>	<b>58.8</b>	<b>46.2</b>	<b>33.3</b>	<b>50.0</b>	<b>25.0</b>	<b>28.6</b>	<b>15.1</b>	<b>40.4</b>

### OPPONENTS THIRD-AND ...

Date	Opp	1	2	3	4	5	6	7	8	9	10	10+	Totals
9/7	at Dal.	1/2	0/0	1/2	1/1	1/1	0/0	0/0	0/0	0/1	0/1	1/1	5/9
9/14	Chi.	0/0	2/2	1/1	0/0	0/0	0/0	0/0	0/0	0/2	0/2	0/2	3/9
9/21	at Arz.	0/1	0/0	0/0	3/3	0/1	3/3	0/0	1/1	0/0	0/1	1/3	8/13
9/28	Phi.	1/2	0/0	0/0	1/2	1/2	0/1	0/0	0/0	1/1	0/1	1/4	5/13
10/5	KC	1/3	1/1	1/1	1/2	0/2	0/0	0/0	0/0	1/1	0/0	1/1	6/11
10/13	at StL	2/2	0/0	0/0	0/0	2/3	0/0	1/1	0/2	0/1	0/1	0/4	5/14
10/19	at Den.	1/1	1/1	1/2	0/0	0/0	0/0	1/1	1/2	0/0	0/0	0/2	5/9
11/2	StL	1/2	1/1	0/0	1/1	1/1	0/1	0/1	0/0	0/0	0/2	0/3	4/12
11/9	at NO	1/3	1/1	1/3	0/1	0/0	2/3	1/1	0/2	1/2	0/1	1/1	8/18
11/16	at NYG	1/1	1/1	0/0	1/2	0/0	1/2	0/3	0/1	0/1	1/1	1/3	6/15
11/23	Was.	1/1	0/0	0/0	0/0	1/2	0/2	0/1	0/2	0/0	0/1	0/4	2/13
11/27	Sea.	0/1	0/2	0/0	1/1	0/0	1/1	2/3	0/0	1/1	0/0	0/5	5/14
12/7	at Oak.	1/2	0/0	1/2	0/0	1/2	1/1	0/0	1/1	1/1	0/0	0/4	6/13
12/14	at Sea.	5/5	1/1	0/0	0/0	0/0	1/2	0/0	0/0	0/1	1/3	0/2	8/14
12/20	SD	3/3	1/2	1/1	2/3	0/3	0/0	0/0	0/0	0/1	1/3	0/0	8/16
12/28	Arz.	2/2	0/0	0/0	0/0	1/1	0/1	0/0	0/0	1/1	0/2	0/3	4/10
<b>Regular Season Totals:</b>		<b>21/31</b>	<b>9/12</b>	<b>7/12</b>	<b>11/16</b>	<b>8/18</b>	<b>9/17</b>	<b>5/11</b>	<b>3/11</b>	<b>6/14</b>	<b>3/19</b>	<b>6/42</b>	<b>88/203</b>
		<b>67.7</b>	<b>75.0</b>	<b>58.3</b>	<b>68.8</b>	<b>44.4</b>	<b>52.9</b>	<b>45.5</b>	<b>27.3</b>	<b>42.9</b>	<b>18.8</b>	<b>14.3</b>	<b>43.3</b>

# SAN FRANCISCO 49ERS

## 2014 SAN FRANCISCO 49ERS RED ZONE PRODUCTION

### SAN FRANCISCO 49ERS

Date	Opp	Poss	TD	PAT	2-Pt.	FG	MFG	INT	FUM	DWNS/ Punt	HF	GM	PTS	TD%	SCORE PCT.	PTS/ POSS
9/7	at Dal.	3	2	2	0	0	1	0	0	0	0	0	14	66.7%	66.7%	4.7
9/14	Chi.	5	2	2	0	2	0	0	0	1	0	0	20	40.0%	80.0%	4.0
9/21	at Arz.	3	2	2	0	0	1	0	0	0	0	0	14	66.7%	66.7%	4.7
9/28	Phi.	3	1	1	0	2	0	0	0	0	0	0	13	33.3%	100.0%	4.3
10/5	KC	4	1	1	0	3	0	0	0	0	0	0	16	25.0%	100.0%	4.0
10/13	at StL	2	1	1	0	0	0	0	0	1	0	0	7	50.0%	50.0%	3.5
10/19	at Den.	3	1	1	0	1	0	0	0	1	0	0	10	33.3%	66.7%	3.3
11/2	StL	2	0	0	0	1	0	0	1	0	0	0	3	0.0%	50.0%	1.5
11/9	at NO	4	3	3	0	1	0	0	0	0	0	0	24	75.0%	100.0%	6.0
11/16	at NYG	4	0	0	0	2	0	0	1	0	0	1	6	0.0%	50.0%	1.5
11/23	Was.	2	1	1	0	0	0	0	0	0	0	1	7	50.0%	50.0%	3.5
11/27	Sea.	1	0	0	0	1	0	0	0	0	0	0	3	0.0%	100.0%	3.0
12/7	at Oak.	2	1	1	0	1	0	0	0	0	0	0	10	50.0%	100.0%	5.0
12/14	at Sea.	1	1	1	0	0	0	0	0	0	0	0	7	100.0%	100.0%	7.0
12/20	SD	3	2	2	0	0	0	0	1	0	0	0	14	66.7%	66.7%	4.7
12/28	Arz.	2	1	1	0	1	0	0	0	0	0	0	10	50.0%	100.0%	5.0
<b>TOTALS</b>		<b>44</b>	<b>19</b>	<b>19</b>	<b>0</b>	<b>15</b>	<b>2</b>	<b>0</b>	<b>3</b>	<b>3</b>	<b>0</b>	<b>2</b>	<b>178</b>	<b>43.2%</b>	<b>77.3%</b>	<b>4.0</b>

### OPPONENTS

Date	Opp	Poss	TD	PAT	2-Pt.	FG	MFG	INT	FUM	DWNS/ Punt	HF	GM	PTS	TD%	SCORE PCT.	PTS/ POSS
9/7	at Dal.	4	2	2	0	1	0	1	0	0	0	0	17	50.0%	75.0%	4.3
9/14	Chi.	4	4	4	0	0	0	0	0	0	0	0	28	100.0%	100.0%	7.0
9/21	at Arz.	4	1	1	0	2	0	0	1	0	0	0	13	25.0%	75.0%	3.3
9/28	Phi.	1	0	0	0	0	0	0	0	1	0	0	0	0.0%	0.0%	0.0
10/5	KC	2	2	2	0	0	0	0	0	0	0	0	14	100.0%	100.0%	7.0
10/13	at StL	1	1	1	0	0	0	0	0	0	0	0	7	100.0%	100.0%	7.0
10/19	at Den.	3	3	3	0	0	0	0	0	0	0	0	21	100.0%	100.0%	7.0
11/2	StL	2	1	1	0	1	0	0	0	0	0	0	10	50.0%	100.0%	5.0
11/9	at NO	2	2	2	0	0	0	0	0	0	0	0	14	100.0%	100.0%	7.0
11/16	at NYG	3	1	1	0	0	0	2	0	0	0	0	7	33.3%	33.3%	2.3
11/23	Was.	2	1	1	0	1	0	0	0	0	0	0	10	50.0%	100.0%	5.0
11/27	Sea.	5	1	1	0	3	0	0	0	1	0	0	16	20.0%	80.0%	3.2
12/7	at Oak.	4	3	3	0	0	0	0	0	1	0	0	21	75.0%	75.0%	5.3
12/14	at Sea.	3	2	2	0	1	0	0	0	0	0	0	17	66.7%	100.0%	5.7
12/20	SD	3	3	3	0	0	0	0	0	0	0	0	21	100.0%	100.0%	7.0
12/28	Arz.	1	0	0	0	1	0	0	0	0	0	0	3	0.0%	100.0%	3.0
<b>TOTALS</b>		<b>44</b>	<b>27</b>	<b>27</b>	<b>0</b>	<b>10</b>	<b>0</b>	<b>3</b>	<b>1</b>	<b>3</b>	<b>0</b>	<b>0</b>	<b>219</b>	<b>61.4%</b>	<b>84.1%</b>	<b>5.0</b>

## THE LAST TIME ...

### TEAM TOTALS

#### Won in Overtime

By 49ers:	11/9/14	49ers win at New Orleans, 27–24
By Opponent:	12/20/14	Chargers win vs. San Diego, 38–35
	1/22/12	Giants win vs. New York, 20–17 – NFC–C

#### Won by Scoring in the Last Two Minutes of Regulation

By 49ers:	12/29/13	49ers win at Arizona, 23–20 (last score at 0:00)
	1/5/14	49ers win at Green Bay, 23–20 (last score at 0:00) – NFC–WC
By Opponent:	11/17/13	Saints win at New Orleans, 23–20 (last score at 0:00)
	1/20/91	Giants win vs. New York, 15–13 (last score at 0:00) – NFC–C

#### Tied Game by Scoring in the Last Two Minutes of Regulation

By 49ers:	11/9/14	49ers win at New Orleans, 27–24 (OT) (tied game at 0:49)
By Opponent:	12/20/14	Chargers win vs. San Diego, 38–35 (OT) (tied game at 0:29)

#### Shutout

By 49ers:	9/30/12	49ers win at New York Jets, 34–0
	12/29/96	49ers win vs. Philadelphia, 14–0 – NFC–WC
By Opponent:	11/21/10	Buccaneers win vs. Tampa Bay, 21–0

#### Won by 20–or–More Points

By 49ers:	11/25/13	49ers win at Washington, 27–6
	1/29/95	49ers win at San Diego, 49–26 – SB XXIX
By Opponent:	10/19/14	Broncos win at Denver, 42–17
	1/12/03	Buccaneers win at Tampa Bay, 31–6 – NFC–D

#### Won After Trailing by 20–or–More Points

By 49ers:	10/2/11	49ers win at Philadelphia, 24–23 (Eagles ahead 23–3 in 3rd Q)
	1/5/03	49ers win vs. New York, 39–38 (Giants ahead 38–14 in 3rd Q) – NFC–WC
By Opponent:	12/20/14	Chargers win vs. San Diego, 38–35 (OT) (49ers ahead 28–7 in 2nd Q)

#### Held a 28–or–More Point Lead

By 49ers:	10/27/13	49ers win at Jacksonville, 42–10 (49ers ahead 42–10, 4th Q)
	1/29/95	49ers win vs. San Diego, 49–26 (49ers ahead 49–18 in 4th Q) – SB XXIX
By Opponent:	10/19/14	Broncos win at Denver, 42–17 (Broncos ahead 42–10 in 4th Q)
	1/4/87	Giants win at New York, 49–3 (46) – NFC–D

#### Held a 21–or–More Point Lead

By 49ers:	12/20/14	49ers loss vs. San Diego, 35–38 (OT) (49ers ahead 28–7, 2nd Q)
	1/12/13	49ers win vs. Green Bay, 45–31 (49ers ahead 45–24 in 4th Q) – NFC–D
By Opponent:	10/19/14	Broncos win at Denver, 42–17 (25)
	2/3/13	Ravens win vs. Baltimore, 34–31 (Ravens ahead 28–6 in 3rd Q) – SB XLVII

#### Scored 20–or–More Points in a Quarter

By 49ers:	12/20/14	49ers loss vs. San Diego, 35–38 (OT) (21 points, 2nd Q)
	1/15/94	49ers win vs. Dallas, 38–28 (21 points, 1st Q) – NFC–D
By Opponent:	10/19/14	Broncos win at Denver, 42–17 (21 points, 3rd Q)
	1/12/03	Buccaneers win at Tampa Bay, 31–6 (21 points, 2nd Q) – NFC–D

#### Scored 20–or–More Points in a Half

By 49ers:	12/20/14	49ers loss vs. San Diego, 35–38 (OT) (28 points, 1st half)
	2/3/13	49ers loss vs. Baltimore, 31–34 (25 points, 2nd half) – SB XLVII
By Opponent:	12/20/14	Chargers win vs. San Diego, 38–35 (OT) (28 points, 2nd half)
	1/19/14	Seahawks win at Seattle, 23–17 (20 points, 2nd half) – NFC–C

#### Held Opponent without a Touchdown

By 49ers:	11/25/13	49ers win at Washington, 27–6 (2 FGs)
	12/29/96	49ers win vs. Philadelphia, 14–0 – NFC–WC
By Opponent:	11/27/14	Seahawks win vs. Seattle, 19–3 (1 FG)
	1/12/03	Buccaneers win at Tampa Bay, 31–6 (2 FG) – NFC–D

#### Touchdowns Scored by Offense and Defense

By 49ers:	12/20/14	49ers loss vs. San Diego, 35–38 (OT) (4 offense, 1 defense)
	1/3/98	49ers win vs. Minnesota, 38–22 (5 offense, 1 defense) – NFC–D
By Opponent:	12/20/14	Chargers win vs. San Diego, 38–35 (OT) (4 offense, 1 defense)
	1/13/12	Packers loss vs. Green Bay, 31–45 (3 offense, 1 defense) – NFC–D

## THE LAST TIME ...

### TEAM TOTALS

#### Touchdowns Scored by Offense, Defense and Special Teams

By 49ers: 10/4/09 49ers win vs. St. Louis, 35–0 (2 offense, 2 defense, 1 special teams)  
 By Opponent: 9/23/07 Steelers win at Pittsburgh, 37–16 (2 offense, 1 defense, 1 special teams)

#### Safety Scored

By 49ers: 10/13/13 Corey Lemonier sacked QB Carson Palmer in the end zone vs. Arizona  
 2/3/13 Sam Koch OB in end zone, forced by Chris Culliver vs. Baltimore – SB XLVII  
 By Opponent: 9/15/13 Penalty on Bruce Miller enforced in end zone

#### Successful Two Point Conversion

By 49ers: 11/13/11 Alex Smith pass to Michael Crabtree vs. NY Giants  
 1/5/03 Jeff Garcia pass to Terrell Owens vs. New York Giants – NFC–WC  
 By Opponent: 9/26/13 Benny Cunningham run at St. Louis  
 1/14/12 Drew Brees pass to Darren Sproles vs. New Orleans – NFC–D

#### Failed Two Point Conversion Attempt

By 49ers: 11/23/08 Pass failed from Shaun Hill to Isaac Bruce at Dallas  
 2/3/13 Pass failed from Colin Kaepernick to Randy Moss vs. Baltimore – SB XLVII  
 By Opponent: 10/13/13 Pass failed from Patrick Peterson to Larry Fitzgerald vs. Arizona  
 1/13/02 Pass failed from Brett Favre to Bubba Franks at Green Bay – NFC–WC

### OFFENSIVE TOTALS

#### 500–or–More Total Net Yards of Offense

By 49ers: 10/7/12 49ers win vs. Buffalo, 45–3 (621; 311 rushing, 310 passing)  
 1/12/13 49ers win vs. Green Bay, 45–31 (579; 323 rushing, 256 passing) – NFC–D  
 By Opponent: 12/16/12 Patriots loss at New England, 34–41 (520; 95 rushing, 425 passing)

#### 400–or–More Total Net Yards of Offense

By 49ers: 12/20/14 49ers loss vs. San Diego, 35–38 (OT) (447; 355 rushing, 92 passing)  
 2/3/13 49ers loss vs. Baltimore, 31–34 (468; 182 rushing, 286 passing)  
 By Opponent: 12/20/14 Chargers win vs. San Diego, 38–35 (OT) (446; 98 rushing, 348 passing)  
 1/20/13 Falcons loss at Atlanta, 24–28 (477; 81 rushing, 396 passing) – NFC–C

#### 300–or–More Net Yards Rushing by Team

By 49ers: 12/20/14 49ers loss vs. Chargers, 35–38 (OT) (355)  
 1/12/13 49ers win vs. Green Bay, 45–31 (323) – NFC–D  
 By Opponent: 10/8/72 Rams win at Los Angeles, 31–7 (302)

#### 200–or–More Net Yards Rushing by Team

By 49ers: 12/28/14 49ers win vs. Arizona, 20–17 (206)  
 1/12/13 49ers win vs. Green Bay, 45–31 (323) – NFC–D  
 By Opponent: 9/26/10 Chiefs win at Kansas City, 31–10 (207)  
 1/4/87 Giants win at New York (216) – NFC–D

#### Individual 200–Yard Rushing Game

By 49ers: 9/20/09 Frank Gore (16–207–2 TDs) vs. Seattle  
 By Opponent: Never

#### Individual 150–Yard Rushing Game

By 49ers: 12/20/14 Frank Gore (26–158–1 TD) & Colin Kaepernick (7–151–1 TD) vs. San Diego  
 1/12/13 Colin Kaepernick (16–181–2 TDs) vs. Green Bay – NFC–D  
 By Opponent: 11/7/04 Shaun Alexander (26–160–2 TDs) at Seattle  
 1/4/87 Joe Morris (24–159–2 TDs) at New York Giants – NFC–D

#### Individual 100–Yard Rushing Game

By 49ers: 12/28/14 Frank Gore (25–144) vs. Arizona  
 1/19/14 Colin Kaepernick (11–130) at Seattle – NFC–C  
 By Opponent: 11/27/14 Marshawn Lynch (20–104) vs. Seattle  
 1/19/14 Marshawn Lynch (22–109–1 TD) at Seattle – NFC–C

#### Two 100–Yard Rushers in the Same Game

By 49ers: 12/20/14 Frank Gore (26–158–1 TD) & Colin Kaepernick (7–151–1 TD) vs. San Diego  
 1/12/13 Colin Kaepernick (16–181–2 TDs) and Frank Gore (23–119–1 TD) vs. Green Bay – NFC–D  
 By Opponent: 11/8/53 Skeets Quinlan (11–119) & Tank Younger (12–101–1 TD) at Los Angeles Rams



## THE LAST TIME ...

### OFFENSIVE TOTALS

#### Consecutive 100–Yard Rushing Games

By 49ers:	12/20/14–12/28/14	Frank Gore (26–158–1 TD) & Colin Kaepernick (7–151–1 TD) vs. San Diego; Frank Gore (25–144) vs. Arizona
By Opponent:	11/23/14 – 11/27/14 12/31/83–1/8/84	Alfred Morris (21–125–1 TD) vs. Washington; Marshawn Lynch (20–104) vs. Seattle <i>Billy Sims (20–114–2 TDs) vs. Detroit – NFC–D; John Riggins (36–123–2 TDs) at Washington – NFC–C</i>

#### Combined 200–Yard Rushing by Two Players

By 49ers:	12/28/14	207 by Frank Gore (25–144) and Colin Kaepernick (7–63) vs. Arizona
	1/12/13	300 by Colin Kaepernick (16–181–2 TDs) and Frank Gore (23–119–1 TD) vs. Green Bay – NFC–D
By Opponent:	10/8/72	211 by Bob Thomas (19–142) and Larry Smith (2–69–1 TD) at Los Angeles

#### Individual with 30–or–More Carries

By 49ers:	10/30/11	Frank Gore (31–134) vs. Cleveland
By Opponent:	12/21/08 1/8/84	Steven Jackson (32–108) at St. Louis <i>John Riggins (36–123) at Washington – NFC–C</i>

#### Individual with 25–or–More Carries

By 49ers:	12/28/14 1/3/98	Frank Gore (25–144) vs. Arizona <i>Terry Kirby (25–120) vs. Minnesota – NFC–D</i>
By Opponent:	11/9/14 1/5/03	Mark Ingram (27–120) at New Orleans <i>Tiki Barber (26–115) vs. New York Giants – NFC–WC</i>

#### Rushing Play of 80–or–More Yards

By 49ers:	12/20/14 1/1/89	90t by Colin Kaepernick vs. San Diego <i>80t by Roger Craig vs. Minnesota – NFC–D</i>
By Opponent:	12/9/07	84t by Chester Taylor vs. Minnesota

#### Rushing Play of 60–or–More Yards

By 49ers:	12/20/14 1/1/89	90t by Colin Kaepernick vs. San Diego <i>80t by Roger Craig vs. Minnesota – NFC–D</i>
By Opponent:	12/9/07	84t by Chester Taylor vs. Minnesota

#### Rushing Play of 40–or–More Yards

By 49ers:	12/20/14 1/19/14	90t by Colin Kaepernick vs. San Diego <i>58 by Colin Kaepernick at Seattle – NFC–C</i>
By Opponent:	10/17/10 1/19/14	43 by Louis Murphy vs. Oakland <i>40t by Marshawn Lynch at Seattle – NFC–C</i>

#### Individual with Two–or–More Rushing Touchdowns

By 49ers:	10/27/13 1/20/13	Frank Gore (19–71–2 TDs) and Colin Kaepernick (7–54–2 TDs) at Jacksonville <i>Frank Gore (21–90–2 TDs) at Atlanta – NFC–C</i>
By Opponent:	10/18/14 1/12/03	Ronnie Hillman (14–74–2 TDs) at Denver <i>Mike Alstott (17–60–2 TDs) at Tampa Bay – NFC–D</i>

#### 400 Net Yards Passing by Team

By 49ers:	9/8/13	49ers win vs. Green Bay, 34–28 (404)
By Opponent:	12/16/12 1/14/12	Patriots loss at New England, 34–41 (425) <i>Saints loss vs. New Orleans, 32–36 (435) – NFC–D</i>

#### 300 Net Yards Passing by Team

By 49ers:	10/13/14 1/5/03	49ers win at St. Louis, 31–17 (343) <i>49ers win vs. New York Giants, 39–38 (356) – NFC–WC</i>
By Opponent:	12/20/14 1/20/13	Chargers win vs. San Diego, 38–35 (OT) (348) <i>Falcons loss at Atlanta, 24–28 (396) – NFC–C</i>

#### Individual with 50–or–More Pass Attempts

By 49ers:	10/10/04 1/6/96	Tim Rattay (57–38–417–0 INTs–2 TDs) at Arizona <i>Steve Young (65–32–328–2 INTs–0 TDs) vs. Green Bay – NFC–D</i>
By Opponent:	12/20/14 1/22/12	Philip Rivers (54–33–356–3 INTs–4 TDs) vs. San Diego <i>Eli Manning (58–32–316–0 INTs–2 TDs) vs. New York Giants – NFC–C</i>

#### Individual with 40–or–More Pass Attempts

By 49ers:	9/26/10 1/14/12	Alex Smith (42–23–232–1 INT–1 TD) at Kansas City <i>Alex Smith (42–24–299–0 INTs–3 TDs) vs. New Orleans – NFC–D</i>
By Opponent:	12/20/14 1/20/13	Philip Rivers (54–33–356–3 INTs–4 TDs) vs. San Diego <i>Matt Ryan (42–30–396–1 INT–3 TDs) at Atlanta – NFC–C</i>

## THE LAST TIME ...

### OFFENSIVE TOTALS

#### Individual with 30–or–More Pass Completions

By 49ers:	12/14/08	Shaun Hill (46–30–233–0 INTs–0 TDs) at Miami
	1/6/96	Steve Young (65–32–328–2 INTs–0 TD) vs. Green Bay – NFC–D
By Opponent:	12/20/14	Philip Rivers (54–33–356–3 INTs–4 TDs) vs. San Diego
	1/20/13	Matt Ryan (42–30–396–1 INT–3 TDs) at Atlanta – NFC–C

#### Individual with 25–or–More Pass Completions

By 49ers:	9/21/14	Colin Kaepernick (37–29–245–0 INTs–1 TD) at Arizona
	1/5/03	Jeff Garcia (44–27–331–1 INT–3 TDs) vs. New York Giants – NFC–WC
By Opponent:	12/20/14	Philip Rivers (54–33–356–3 INTs–4 TDs) vs. San Diego
	1/20/13	Matt Ryan (42–30–396–1 INT–3 TDs) at Atlanta – NFC–C

#### No Sacks Allowed

By 49ers:	10/13/14	49ers win at St. Louis, 31–17 (36 attempts – Colin Kaepernick)
	1/5/03	49ers win vs. New York Giants, 39–38 (44 attempts – Jeff Garcia) – NFC–WC
By Opponent:	10/5/14	Chiefs loss vs. Kansas City, 17–22 (31 attempts – Alex Smith)
	1/7/95	Bears loss vs. Chicago, 15–44 (19 attempts – Steve Walsh) – NFC–D

#### Individual 300–Yard Passing Game

By 49ers:	10/13/14	Colin Kaepernick (36–22–343–0 INTs–3 TDs) at St. Louis
	2/3/13	Colin Kaepernick (28–16–302–1 INT–1 TD) vs. Baltimore – SB XLVII
By Opponent:	12/28/14	Ryan Lindley (39–23–316–3 INTs–2 TDs) vs. Arizona
	1/20/13	Matt Ryan (42–30–396–1 INT–3 TDs) at Atlanta – NFC–C

#### Consecutive 300–Yard Passing Games

By 49ers:	12/10/00–12/17/00	Jeff Garcia (38–25–305–2 INTs–2 TDs) vs. New Orleans; Garcia (44–36–402–0 INTs–2 TDs) vs. Chicago
By Opponent:	12/20/14–12/28/14	Philip Rivers (54–33–356–3 INTs–4 TDs) vs. San Diego; Ryan Lindley (39–23–316–3 INTs–2 TDs) vs. Arizona
	1/14/12–1/22/12	Drew Brees (63–40–462–2 INTs–4 TDs) vs. New Orleans – NFC–D; Eli Manning (58–32–316–0 INTs–2 TDs) vs. New York Giants – NFC–C

#### Individual Four–or–More Touchdown Passes

By 49ers:	12/16/12	Colin Kaepernick (25–14–216–1 INT–4 TDs) at New England
	1/29/95	Steve Young (36–24–325–0 INT–6 TDs) at San Diego – SB XXIX
By Opponent:	12/20/14	Philip Rivers (54–33–356–3 INTs–4 TDs) vs. San Diego
	1/14/12	Drew Brees (63–40–462–2 INTs–4 TDs) vs. New Orleans – NFC–D

#### Individual with Three–or–More Touchdown Passes

By 49ers:	10/13/14	Colin Kaepernick (36–22–343–0 INTs–3 TDs) at St. Louis
	1/14/12	Alex Smith (42–24–299–0 INTs–3 TDs) vs. New Orleans – NFC–D
By Opponent:	12/20/14	Philip Rivers (54–33–356–3 INTs–4 TDs) vs. San Diego
	2/3/13	Joe Flacco (33–22–287–0 INTs–3 TDs) vs. Baltimore – SB XLVII

#### Individual with 10–or–More Receptions

By 49ers:	9/21/14	Michael Crabtree (10–80–1 TD) at Arizona
	1/6/96	Jerry Rice (11–117) vs. Green Bay – NFC–D
By Opponent:	12/20/14	Eddie Royal (10–94–1 TD) vs. San Diego
	1/20/13	Julio Jones (11–182–2 TDs) at Atlanta – NFC–C

#### Individual with 150–Yard Receiving Game

By 49ers:	10/13/13	Vernon Davis (8–180–2 TDs) vs. Arizona
	1/14/12	Vernon Davis (7–180–2 TDs) vs. New Orleans – NFC–D
By Opponent:	12/28/14	Michael Floyd (8–153–2 TDs) vs. Arizona
	1/20/13	Julio Jones (11–182–2 TDs) at Atlanta – NFC–C

#### Individual with 100–Yard Receiving Game

By 49ers:	11/23/14	Anquan Boldin (9–137–1 TD) vs. Washington
	1/12/14	Anquan Boldin (8–136) at Carolina – NFC–D
By Opponent:	12/28/14	Michael Floyd (8–153–2 TDs) vs. Arizona
	1/19/14	Doug Baldwin (6–106) at Seattle – NFC–C

#### Two 100–Yard Receivers in the Same Game

By 49ers:	10/7/12	Michael Crabtree (6–113–1 TD) & Vernon Davis (5–106) vs. Buffalo
	2/3/13	Michael Crabtree (5–109–1 TD) & Vernon Davis (6–104) vs. Baltimore – SB XLVII
By Opponent:	9/8/13	Jordy Nelson (7–130–1 TD) & Randall Cobb (7–108–1 TD) vs. Green Bay
	1/20/13	Julio Jones (11–182–2 TDs) & Roddy White (7–100) at Atlanta – NFC–C

## THE LAST TIME ...

### OFFENSIVE TOTALS

#### Consecutive 100–Yard Receiving Games

By 49ers:	12/23/13–12/29/13 1/14/12 – 1/12/14	Michael Crabtree (5–102) vs. Atlanta; Anquan Boldin (9–149–1 TD) at Arizona Vernon Davis (7–180–2 TDs) vs. New Orleans – NFC–D; V. Davis (3–112–2 TDs) vs. New York Giants – NFC–C; Michael Crabtree (9–119–2 TDs) vs. Green Bay – NFC–D; Vernon Davis (5–106–1 TD) at Atlanta – NFC–C; Michael Crabtree (5–109–1 TD) & Vernon Davis (6–104) vs. Baltimore – SB XLVII; Michael Crabtree (8–125) at Green Bay – NFC–WC; Anquan Boldin (8–136) at Carolina – NFC–D
By Opponent:	12/23/13–12/29/13 1/12/14–1/19/14	Roddy White (12–141–1 TD) vs. Atlanta; Larry Fitzgerald (11–113) at Arizona Ted Ginn, Jr. (4–104) at Carolina – NFC–D; Doug Baldwin (6–106) at Seattle – NFC–C

#### Pass Play of 80–or–More Yards

By 49ers:	10/13/14	80t, Colin Kaepernick to Brandon Lloyd at St. Louis
By Opponent:	10/11/09	90t, Matt Ryan to Roddy White vs. Atlanta

#### Pass Play of 60–or–More Yards

By 49ers:	12/28/14 1/22/12	76t, Colin Kaepernick to Anquan Boldin vs. Arizona 73t, Alex Smith to Vernon Davis vs. New York Giants – NFC–C
By Opponent:	11/27/14 1/14/12	63, Russell Wilson to Tony Moeaki vs. Seattle 66t, Drew Brees to Jimmy Graham vs. New Orleans – NFC–D

#### Pass Play of 40–or–More Yards

By 49ers:	12/28/14 1/12/14	76t, Colin Kaepernick to Anquan Boldin vs. Arizona 45, Colin Kaepernick to Anquan Boldin at Carolina – NFC–D
By Opponent:	12/28/14 1/19/14	41t, Ryan Lindley to Michael Floyd vs. Arizona 51, Russell Wilson to Doug Baldwin at Seattle – NFC–C

#### Individual with Three–or–More Touchdown Receptions

By 49ers:	10/25/09 1/29/95	Vernon Davis (7–93–3 TDs) at Houston Jerry Rice (10–149–3 TDs) at San Diego – SB XXIX
By Opponent:	9/14/14 1/5/03	Brandon Marshall (5–48–3 TDs) vs. Chicago Amani Toomer (8–136–3 TDs) vs. New York Giants – NFC–WC

#### Individual with Two–or–More Touchdown Receptions

By 49ers:	9/7/14 1/12/13	Vernon Davis (4–44–2 TDs) at Dallas Michael Crabtree (9–119–2 TDs) vs. Green Bay – NFC–D
By Opponent:	12/28/14 1/20/13	Michael Floyd (8–153–2 TDs) vs. Arizona Julio Jones (11–182–2 TDs) at Atlanta – NFC–D

#### Led Team in Both Rushing and Receiving Yards in the Same Game

By 49ers:	10/18/12 1/15/94	Frank Gore (16–131 rushing, 5–51 receiving) vs. Seattle Ricky Watters (24–118 rushing, 5–46 receiving) vs. New York Giants – NFC–D
By Opponent:	10/12/08	Correll Buckhalter (18–93–1 TD rushing, 7–85 receiving) vs. Philadelphia

#### 100–Yard Rusher & Receiver in the Same Game

By 49ers:	10/13/13 2/3/13	Frank Gore (25–101) & Vernon Davis (8–180–2 TDs) vs. Arizona Frank Gore (19–110–1 TD), Michael Crabtree (5–109–1 TD) & Vernon Davis (6–104) vs. Baltimore – SB XLVII
By Opponent:	11/11/12 1/19/14	Steven Jackson (29–101–1 TD) & Danny Amendola (11–102) vs. St. Louis Marshawn Lynch (22–109–1 TD) & Doug Baldwin (6–106) at Seattle – NFC–C

#### 100–Yard Rusher, 100–Yard Receiver & 300–Yard Passer in the Same Game

By 49ers:	10/7/12 2/3/13	Frank Gore (14–106–1 TD), Michael Crabtree (6–113–1 TD), Vernon Davis (5–106) & Alex Smith (24–18–303–0 INTs–3 TDs) vs. Buffalo Frank Gore (19–110–1 TD), Michael Crabtree (5–109–1 TD), Vernon Davis (6–104) & Colin Kaepernick (28–16–302–1 INT–1 TD) vs. Baltimore – SB XLVII
By Opponent:	11/22/09 1/5/03	Ryan Grant (21–129–1 TD), Greg Jennings (5–126–1 TD) & Aaron Rodgers (45–32–344–0 INTs–2 TDs) at Green Bay Tiki Barber (26–115–1 TD), Amani Toomer (8–136–3 TDs), & Kerry Collins (43–29–342–1 INT–4 TDs) vs. New York Giants – NFC–WC

#### Individual with at Least One Rushing and One Receiving Touchdown in the Same Game

By 49ers:	12/20/14 1/29/95	Bruce Ellington (3–12–1 TD rushing, 1–8–1 TD receiving) vs. San Diego Ricky Watters (15–47–1 TD rushing, 3–61–2 TDs receiving) at San Diego – SB XXIX
By Opponent:	9/15/13 1/23/94	Marshawn Lynch (28–98–2 TDs rushing, 3–37–1 TD receiving) at Seattle Emmitt Smith (23–88–1 TD rushing, 7–85–1 TD receiving) at Dallas – NFC–C

## THE LAST TIME ...

### OFFENSIVE TOTALS

#### Individual with at Least One Rushing Touchdown and One Touchdown Pass in the Same Game

By 49ers:	12/20/14	Colin Kaepernick (24–15–114–0 INTs–1 TD passing, 7–151–1 TD rushing) vs. San Diego
	1/12/14	Colin Kaepernick (28–15–196–0 INTs–1 TD passing, 8–15–1 TD rushing) at Carolina – NFC–D
By Opponent:	12/16/12	Tom Brady (65–36–443–2 INTs–1 TD passing, 3–11–1 TD rushing) at New England

#### No Turnovers

By 49ers:	12/28/14	49ers win vs. Arizona, 20–17
	1/12/14	49ers win at Carolina, 23–10 – NFC–D
By Opponent:	12/7/14	Raiders win vs. Oakland, 24–13
	1/5/14	Packers loss at Green Bay, 20–23 – NFC–WC

#### Touchdown Scored on First Drive

By 49ers:	12/28/14	49ers win vs. Arizona, 20–17
	1/5/03	49ers win vs. New York Giants, 39–38 – NFC–WC
By Opponent:	12/28/14	Cardinals loss vs. Arizona, 17–20
	2/3/13	Ravens win vs. Baltimore, 34–31 – SB XLVII

### DEFENSIVE TOTALS

#### Held Opponent Under 200 Net Yards of Total Offense

By 49ers:	11/2/14	49ers loss vs. St. Louis, 10–13 (193; 91 rushing, 102 passing)
	1/15/94	49ers win vs. New York Giants, 44–3 (194; 41 rushing, 153 passing) – NFC–D
By Opponent:	11/27/14	Seahawks win vs. Seattle, 19–3 (164; 64 rushing, 100 passing)
	1/4/97	Packers win at Green Bay, 35–14 (196; 68 rushing, 128 passing) – NFC–D

#### Held Opponent Under 300 Net Yards of Total Offense

By 49ers:	12/14/14	49ers loss at Seattle, 7–17 (290; 152 rushing, 138 passing)
	1/5/14	49ers win at Green Bay, 23–20 (281; 124 rushing, 157 passing) – NFC–WC
By Opponent:	12/14/14	Seahawks win at Seattle, 17–7 (245; 140 rushing, 105 passing)
	1/12/03	Buccaneers win at Tampa Bay, 31–6 (228; 62 rushing, 166 passing) – NFC–D

#### Held Opponent Under 50 Yards Rushing

By 49ers:	9/28/14	49ers win vs. Philadelphia, 26–21 (22)
	1/14/12	49ers win vs. New Orleans, 36–32 (37) – NFC–D
By Opponent:	9/26/10	Chiefs win at Kansas City, 31–10 (43)
	1/11/98	Packers win vs. Green Bay, 23–10 (33) – NFC–C

#### Held Opponent Under 75 Yards Rushing

By 49ers:	11/16/14	49ers win at New York Giants, 16–10 (65)
	1/14/12	49ers win vs. New Orleans, 36–32 (37) – NFC–D
By Opponent:	11/27/14	Seahawks win vs. Seattle, 19–3 (64)
	1/12/03	Buccaneers win vs. Tampa Bay, 31–6 (62) – NFC–D

#### Held Opponent Under 100 Yards Rushing

By 49ers:	12/28/14	49ers win vs. Arizona, 20–17 (98)
	1/12/14	49ers win at Carolina, 23–10 (93) – NFC–D
By Opponent:	12/7/14	Raiders win at Oakland, 24–13 (97)
	1/12/03	Buccaneers win vs. Tampa Bay, 31–6 (62) – NFC–D

#### Held Opponent Under 100 Net Yards Passing

By 49ers:	11/23/14	49ers win vs. Redskins, 17–13 (77)
	1/4/97	49ers loss at Green Bay, 35–14 (71) – NFC–D
By Opponent:	12/20/14	Chargers win vs. San Diego, 38–35 (OT) (92)

#### Held Opponent Under 150 Net Yards Passing

By 49ers:	12/14/14	49ers loss at Seattle, 7–17 (138)
	1/4/97	49ers loss at Green Bay, 14–35 (71) – NFC–D
By Opponent:	12/20/14	Chargers win vs. San Diego, 38–35 (OT) (92)
	1/19/14	Seahawks win at Seattle, 23–17 (147) – NFC–C

#### Interception Return for a Touchdown

By 49ers:	12/20/14	Antoine Bethea, 49 (QB Philip Rivers) vs. San Diego
	1/3/98	Ken Norton, 23 (QB Randall Cunningham) vs. Minnesota – NFC–D
By Opponent:	9/28/14	Malcolm Jenkins, 53 (QB Colin Kaepernick) vs. Philadelphia
	1/12/13	Sam Shields, 52 (QB Colin Kaepernick) vs. Green Bay – NFC–D

## THE LAST TIME ...

### DEFENSIVE TOTALS

#### Individual with Three–or–More Interceptions

By 49ers: 10/8/06 Walt Harris (1–Andrew Walter, 2–Marcus Tuiasosopo) vs. Oakland  
 By Opponent: 11/20/77 Bill Simpson (1–Scott Bull, 2–Jim Plunkett) vs. Los Angeles Rams

#### Individual with Two–or–More Interceptions

By 49ers: 11/16/14 Chris Borland (2 – QB Eli Manning) at New York Giants  
 1/15/95 *Eric Davis (2 – QB Troy Aikman) vs. Dallas – NFC–C*  
 By Opponent: 11/27/14 Richard Sherman (2 – QB Colin Kaepernick) vs. Seahawks  
 1/9/99 *William White (2 – QB Steve Young) at Atlanta – NFC–D*

#### Seven–or–More Sacks by Team

By 49ers: 1/3/10 49ers win at St. Louis, 28–6 (8)  
 1/6/85 *49ers win vs. Chicago, 23–0 (9) – NFC–C*  
 By Opponent: 11/2/14 Rams win vs. St. Louis, 13–10 (8)

#### Six–or–More Sacks by Team

By 49ers: 11/25/13 49ers win at Washington, 27–6 (6)  
 1/22/12 *49ers loss vs. New York Giants, 17–20 (OT) (6) – NFC–C*  
 By Opponent: 12/14/14 Seahawks win at Seattle, 17–7 (6)

#### Five–or–More Sacks by Team

By 49ers: 12/14/14 49ers loss at Seattle, 7–17 (5)  
 1/12/14 *49ers win at Carolina, 23–10 (5) – NFC–D*  
 By Opponent: 12/14/14 Seahawks win at Seattle, 17–7 (6)

#### Individual with Three–or–More Sacks

By 49ers: 11/19/12 Aldon Smith (5.5 of QB Jason Campbell) vs. Chicago  
 1/9/93 *Pierce Holt (3.0 of QB Mark Rypien) vs. Washington – NFC–D*  
 By Opponent: 10/18/14 Demarcus Ware (3.0 of QB Colin Kaepernick) at Denver  
 1/17/93 *Tony Casillas (3.0 of QB Steve Young) vs. Dallas – NFC–C*

#### Individual with Two–or–More Sacks

By 49ers: 12/14/14 Tank Carradine (2.0 of QB Russell Wilson) at Seattle  
 1/19/14 *Aldon Smith (2.0 of QB Russell Wilson) at Seattle – NFC–C*  
 By Opponent: 12/14/14 Jordan Hill (2.0 of QB Colin Kaepernick) at Seattle  
 2/3/13 *Paul Kruger (2.0 of QB Colin Kaepernick) vs. Baltimore – SB XLVII*

#### Fumble Recovered for Touchdown

By 49ers: 9/7/14 Chris Culliver recovered a Demarco Murray fumble and returned it 35 yards at Dallas  
 12/26/71 *Bob Hoskins recovered a Bruce Gossett fumble in end zone vs. Washington – NFC–D*  
 By Opponent: 12/20/14 Corey Liuget recovered a Colin Kaepernick fumble in the end zone vs. San Diego  
 1/4/97 *Antonio Freeman recovered an Edgar Bennet fumble in end zone at Green Bay – NFC–D*

### SPECIAL TEAMS TOTALS

#### Kickoff Return for a Touchdown

By 49ers: 9/11/11 Ted Ginn Jr., 102 yards vs. Seattle  
 1/11/98 *Chuck Levy, 95 yards vs. Green Bay – NFC–C*  
 By Opponent: 12/12/10 Leon Washington, 92 yards vs. Seattle  
 2/3/13 *Jacoby Jones, 108 yards vs. Baltimore – SB XLVII*

#### Kickoff Return for a Touchdown on the Opening Kickoff

By 49ers: 11/10/08 Allen Rossum, 104 yards at Arizona  
 12/23/72 *Vic Washington, 97 yards vs. Dallas – NFC–D*  
 By Opponent: (could not find an instance when it occurred)

#### Punt Return for a Touchdown

By 49ers: 9/11/11 Ted Ginn Jr., 55 yards vs. Seattle  
 By Opponent: 9/28/14 Darren Sproles, 82 yards vs. Philadelphia  
 1/4/97 *Desmond Howard, 71 yards at Green Bay – NFC–D*



## THE LAST TIME ...

### SPECIAL TEAMS TOTALS

#### Blocked Punt Recovered for Touchdown

By 49ers:	10/3/10	Taylor Mays recovered Michael Koenen's punt (blocked by Dominique Zeigler) in the end zone at Atlanta
By Opponent:	9/28/14	Brad Smith recovered Andy Lee's punt (blocked by Trey Burton) in the end zone vs. Philadelphia

#### Blocked Punt

By 49ers:	9/14/14	Aaron Lynch blocked Patrick O'Donnell's punt vs. Chicago
	1/6/90	Spencer Tillman blocked Bucky Scribner's punt vs. Minnesota – NFC–D
By Opponent:	9/28/14	Trey Burton blocked Andy Lee's punt vs. Philadelphia
	12/16/71	Jon Jaqua blocked Steve Spurrier's punt vs. Washington – NFC–D

#### Blocked PAT

By 49ers:	12/14/09	Ray McDonald blocked a PAT attempt by Neil Rackers vs. Arizona
By Opponent:	11/2/03	Tyoka Jackson blocked a PAT attempt by Todd Peterson vs. St. Louis

#### Missed (not blocked) PAT

By 49ers:	10/12/03	Owen Pochman at Seattle
By Opponent:	10/31/10	Matt Prater vs. Denver

#### Blocked Field Goal

By 49ers:	10/14/12	Tarell Brown blocked a 40-yard attempt by Lawrence Tynes vs. New York Giants
By Opponent:	9/21/14	Tommy Kelly blocked a 45-yard attempt by Phil Dawson at Arizona

#### Blocked Field Goal returned for a TD

By 49ers:	9/27/09	Nate Clements, 59-yard return after Ray McDonald blocked a 44-yard attempt by Ryan Longwell at Minnesota
By Opponent:	12/23/12	Richard Sherman, 90-yard return after Red Bryant blocked a 21-yard attempt by David Akers at Seattle

#### Individual with Five–or–More Field Goals

By 49ers:	10/5/14	Phil Dawson (5–5) vs. Kansas City
By Opponent:	10/2/05	Neil Rackers (6–6) at Arizona
	1/20/91	Matt Bahr (5–6) vs. New York Giants – NFC–C

#### Individual with Four–or–More Field Goals

By 49ers:	10/5/14	Phil Dawson (5–5) vs. Kansas City
	1/24/82	Ray Wersching (4–4) at Cincinnati – SB XVI
By Opponent:	11/27/14	Steven Hauschka (4–4) vs. Seattle
	1/20/91	Matt Bahr (5–6) vs. New York Giants – NFC–C

#### Individual with Three–or–More Field Goals

By 49ers:	11/16/14	Phil Dawson (3–3) at New York
	1/12/14	Phil Dawson (3–3) at Carolina – NFC–D
By Opponent:	11/27/14	Steven Hauschka (4–4) vs. Seattle
	1/19/14	Steven Hauschka (3–3) at Seattle – NFC–C

#### Successful Onsides Kick

By 49ers:	11/13/11	David Akers kick recovered by 49ers Delanie Walker vs. New York Giants (2nd Q)
By Opponent:	11/16/14	Josh Brown kick recovered by Giants Mark Herzlich at New York Giants (3rd Q)

#### Failed Onsides Kick Attempt

By 49ers:	11/8/09	Joe Nedney kick recovered by Gerald McRath vs. Tennessee (4th Q)
By Opponent:	10/13/14	Johnny Hekker kick recovered by Stevie Johnson at St. Louis (4th Q)
	1/12/13	Mason Crosby kick recovered by Delanie Walker vs. Green Bay (4th Q) – NFC–D



## SUNDAY, SEPTEMBER 7 SAN FRANCISCO 28, DALLAS 17 AT&T STADIUM



Four defensive takeaways and 21 points in the first half propelled the 49ers to a 28–17 victory over the Dallas Cowboys in the 2014 season–opener at AT&T Stadium. On just the third play of the game, LB Dan Skuta stripped RB DeMarco Murray causing the fumble, which was recovered and returned for a TD by CB Chris Culliver to give the 49ers an early 7–0 lead. Following the defensive score, Dallas regained possession and drove to the 49ers two yd. line before a sack by DT Justin Smith and an incomplete pass on 3rd down forced a 29–yd. FG by Dan Bailey to make the score 7–3. On the 49ers first offensive possession, QB Colin Kaepernick led a 3–play, 80–yd. drive which was capped off by a 29–yd. TD strike to TE Vernon Davis to give San Francisco a 14–3 lead with 5:54 left in the 1st qtr. On the next Dallas drive, S Eric Reid recorded his first INT of the season and returned it 48 yds. to the Cowboys 2–yd. line. Immediately after, Kaepernick found TE Davis for a 2–yd. score off the play–action, his second TD of the half, to give the 49ers a 21–3 lead with 4:25 remaining in the first qtr. After the quick strike from San Francisco, Dallas drove 75–yds. to open the 2nd qtr., but ran into the 49ers defense again. LB Patrick Willis intercepted Romo in the end zone for the defense’s 2nd pick of the game, keeping the Cowboys out of the end zone again. Following the turnover, the 49ers began at the 20–yd. line and drove 61–yds. before P Andy Lee pinned the Cowboys at the 2–yd. line. Four plays after the punt, Romo was intercepted again, this time by CB Perrish Cox, giving San Francisco its 4th takeaway of the game (3rd INT). Kaepernick countered with an impressive drive at the end of the half, including a 21–yd. strike to WR Stevie Johnson, which was capped off by a 4–yd. TD run by rookie RB Carlos Hyde to give the 49ers a 28–3 lead going into halftime. Following three consecutive punts to start the second half, Dallas put together an 87–yd. scoring drive, which was capped off by a 2–yd. run by Murray to bring the score to 28–10 with 0:29 seconds remaining in the 3rd qtr. San Francisco took the field at the start of the 4th qtr. but was forced to punt after a 37–yd. drive. On the ensuing possession, the 49ers defense forced its second three–and–out of the game. Following a missed FG attempt, the Dallas offense marched down the field on a 73–yd. scoring drive as Romo connected with Terrance Williams on a 2–yd. TD pass to cut the lead to 28–17. The Cowboys failed to recover the ensuing onside kick. The 49ers finished in victory formation as Kaepernick took two kneel downs to close out the 28–17 victory.

**NOTES:** RB **Frank Gore** rushed for 66 yds. on 16 carries, eclipsing the 10,000–yd. mark for his career. **Gore** now has 10,033 career rushing yards, becoming the 29th player in NFL history to rush for 10,000 or more yds. in a career, and just the 10th player to reach that mark while also playing 10 seasons with one team.... The **49ers offense** converted 7 of 12 (58.3 pct.) 3rd–down attempts. The 58.3 pct. conversion rate on 3rd–down was the 3rd–highest by the team, since 2011 [6 of 9 (66.7 pct.) at Jax. (10/27/13); 7 of 11 (63.6 pct.) vs. Buf. (10/7/12)].... The **49ers** scored 21 points in the first quarter, the most by the team in the first quarter since 12/18/95 vs. Min. (21 points). The 28 first half points scored by the **49ers** are the most scored in a first half since 10/27/13 at Jax. (28 points).... TE **Vernon Davis** hauled in 2 TD passes from QB **Colin Kaepernick** in the 1st qtr. This marked **Davis’** 7th career multi–TD game and 2nd on opening day [2 TDs vs. GB (9/8/13)].... RB **Carlos Hyde** became the first rookie to score on opening day since **Vernon Davis** in 2006 [at Arz. (9/10/06)], and finished the day with 7 carries for 50 yards and 1 TD.... The **49ers defense** registered 4 takeaways in the first half (3 INTs, 1 FR), the most by the team in either half since 12/14/09 vs. Arz. [5 takeaways (2 INTs, 3 FRs) in the first half].... LB **Dan Skuta** forced a fumble of Dallas RB DeMarco Murray on the first drive of the season. The loose ball was picked up by CB **Chris Culliver** and returned 35 yds. for a TD. It marked the 2nd FF of **Skuta’s** career and **Culliver’s** 2nd career FR and first career TD. The last time the **49ers** registered a defensive TD as the first TD in Week 1, was against the Baltimore Colts (9/15/68) when DE Stan Hindman had a 25–yd. INT return for a TD.... S **Eric Reid** registered his 5th career INT and returned it 48 yds. to the Cowboys 2–yd. line. **Reid** has now recorded an INT in each of his two season openers.... Both CB **Perrish Cox** and LB **Patrick Willis** notched an INT in the first half. The INT was **Willis’** second career INT on opening day [1 INT at Arz. (9/13/09)].... DT **Justin Smith** brought down Romo twice on day, marking his first multi–sack game since 11/25/13 at Was. (2.0 sacks). This marked the eighth time **Smith** has registered a sack on opening day. It also marks **Smith’s** 3rd multi–sack game on opening day [3.0 at KC (9/10/06); 2.0 vs. Sea. (9/11/11)].

	1st	2nd	3rd	4th	Pts
San Francisco	21	7	0	0	28
Dallas	3	0	7	7	17

**SF** – C. Culliver, 35 fumble return (P. Dawson)  
**DAL** – D. Bailey, 29 FG (11–69, 6:44)  
**SF** – V. Davis, 29 pass from C. Kaepernick (P. Dawson) (3–80, 1:28)  
**SF** – V. Davis, 2 pass from C. Kaepernick (P. Dawson) (1–2, 0:06)  
**SF** – C. Hyde, 4 run (P. Dawson) (9–64, 3:00)  
**DAL** – D. Murray, 2 run (D. Bailey) (14–87, 6:56)  
**DAL** – T. Williams, 2 pass from T. Romo (D. Bailey) (11–73, 3:45)

TEAM STATISTICS	SF	DAL
First Downs	19	26
Net Yards Gained	319	382
Rushes/Yards	30/127	23/127
Net Yards Passing	192	255
Att/Comp/INT	23–16–0	37–23–3
Sacked/Yards Lost	1/9	3/26
Punts/Average	4/45.8	2/52.5
Fumbles/Lost	0/0	3/1
Penalties/Yards	11/80	10/72
Time of Possession	28:36	31:24
3rd Down Efficiency	7/12 (58%)	5/9 (56%)

**RUSHING: 49ERS** – F. Gore 16–66, C. Hyde 7–50–1 TD, C. Kaepernick 5–11, L. James 2–0 ... **COWBOYS** – D. Murray 22–118–1 TD, D. Harris 1–9.

**RECEIVING: 49ERS** – A. Boldin 8–99, V. Davis 4–44–2 TDs, S. Johnson 2–33, M. Crabtree 2–25 ... **COWBOYS** – D. Bryant 4–55, T. Williams 4–50–1 TD, C. Beasley 4–42, D. Murray 3–25, L. Dunbar 3–21, D. Street 2–18, J. Witten 2–14, D. Harris 1–56.

**PASSING: 49ERS** – C. Kaepernick 23–16–201–0–2 TDs ... **COWBOYS** – T. Romo 37–23–281–3–1 TD.

**INTs: 49ERS** – E. Reid 1–48, P. Cox 1–0, P. Willis 1–0 ... **COWBOYS** – None.

**SACKS: 49ERS** – J. Smith 2–20, A. Brooks 1–6 ... **COWBOYS** – B. Carter 1–9.

**49ERS TURNOVER RATIO: +4 (SF: 0 fumbles, 0 INTs/DAL: 1 fumble, 3 INTs).**

**Weather:** Dome  
**Playing Surface:** Artificial  
**Time:** 3:04  
**Attendance:** 91,174





## SUNDAY, SEPTEMBER 14 CHICAGO 28, SAN FRANCISCO 20 LEVI'S® STADIUM



San Francisco enjoyed a strong start to its first ever game at Levi's® Stadium but couldn't sustain the early momentum and fell to Chicago, 28–20, on NBC's Sunday Night Football. After the 49ers defense forced a quick three-and-out on the opening drive, rookie LB Aaron Lynch blocked Bears P Pat O'Donnell's punt to give San Francisco the ball at Chicago's 8–yd. line. Two plays later, San Francisco's offense capitalized on the turnover when QB Colin Kaepernick found WR Michael Crabtree for a 3–yd. TD, giving the 49ers an early 7–0 lead. On the ensuing possession, the 49ers clamped down on defense and forced the Bears to punt for the second consecutive drive. Kaepernick and company countered with a steady, 14–play, 72–yd. drive that resulted in three points as K Phil Dawson connected on a 27–yd. FG to give the team a 10–0 lead with 2:48 remaining in the first quarter. Unable to turn takeaways into points, Chicago was forced to punt for the fifth consecutive drive. On the ensuing possession, Kaepernick was stripped by DE Jared Allen and the football was recovered by S Danny McCray at the Chicago 20–yd. line. But the 49ers defense continued its stellar play, forcing its second three-and-out of the first half to regain possession. The 49ers offense took over at the Chicago 30–yd. line following a 19–yd. punt return by rookie WR Bruce Ellington. After Kaepernick connected with TE Derek Carrier across the middle for 22 yds., RB Frank Gore found his way into the end zone on an 8–yd. carry, his first TD of the season, to give the 49ers a 17–0 lead with 2:27 to play in the quarter. With a few minutes remaining, QB Jay Cutler and the Bears orchestrated a 7–play, 80–yd. drive capped off by a 17–yd. TD pass from Cutler to WR Brandon Marshall to cut the lead to 17–7 at the half. San Francisco received the ball to begin the second half and quickly went to work. Kaepernick connected on two throws of 20–plus yds. as the 49ers marched down the field on a 14–play, 84–yd. drive, which was capped off by a 24–yd. FG by Dawson. Chicago's offense responded with an 80–yd. drive of its own that saw Cutler connect with Marshall for the second time of the game on a 5–yd. TD pass at the beginning of the 4th qtr. to make the game 20–14. On the next drive, Kaepernick was intercepted for the second time of the game by CB Kyle Fuller, who returned the ball to San Francisco's 6–yd. line. On the following play, Cutler found TE Martellus Bennett in the end zone to give Chicago a 21–20 lead with 13:17 remaining in the 4th qtr. On the ensuing possession, Kaepernick was intercepted by Fuller again on a deep pass intended for Carrier. Chicago began its next possession at San Francisco's 42–yd. line and scored its fourth TD on a 3–yd. pass from Cutler to Marshall to give the Bears a 28–20 lead with 6:55 left in the game. The 49ers drove the ball inside the red zone on their final possession, but failed to punch it in the end zone on 4th down as Kaepernick and Crabtree could not connect for the score.

**NOTES:** The **49ers offense** converted 7–of–13 (53.8%) 3rd down atts. vs. Chi. This marks the second time under **Jim Harbaugh** that the team has converted at least 50 pct. of its 3rd down atts. in consecutive games [7–of–12 (58.3%) at Dal. (9/7/14)]. The last time the 49ers converted at least 50 pct. of their 3rd down atts. in consecutive games was 10/20/13 at Ten. [8–of–16 (50.0%)] and 10/27/13 at Jax. [6–of–9 (66.7%)].... **T Joe Staley** started his 100th game with the 49ers, becoming the 20th offensive lineman in franchise history to have played in 100–or–more games.... **WR Michael Crabtree** registered his first TD receipt. of the season and 23rd of his career on a 3–yd. pass from QB **Colin Kaepernick**. It marked the first TD in Levi's® Stadium history.... **RB Frank Gore** found the end zone with an 8–yd. TD run, marking his first TD of the season and 61st of his career.... **TE Derek Carrier** notched his first career receipt. on a 22–yd. pass from QB Kaepernick. He finished the game with 3 receipts. for 41 yds.... On the first series of the game, **LB Aaron Lynch** blocked a punt by P Patrick O'Donnell, giving the 49ers the ball at the Bears 8–yd. line. It marked the first blocked punt by the 49ers since **WR Kassim Osgood** blocked P Jon Ryan's punt vs. Sea. (12/18/13).... **DT Justin Smith** registered 1.0 sack of Bears QB Jay Cutler. It marked his 3rd of the season and 85th of his career. His 3.0 sacks are tied for the most he's had through the first two games of a season in his career (2006).

	1st	2nd	3rd	4th	Pts
<b>Chicago</b>	0	7	0	21	28
<b>San Francisco</b>	10	7	3	0	20

**SF** – M. Crabtree, 3 pass from C. Kaepernick (P. Dawson) (3–8, 0:34)  
**SF** – P. Dawson, 27 FG (14–72, 7:44)  
**SF** – F. Gore, 8 run (P. Dawson) (4–30, 1:03)  
**CHI** – B. Marshall, 17 pass from J. Cutler (R. Gould) (7–80, 2:09)  
**SF** – P. Dawson, 24 FG (14–84, 9:04)  
**CHI** – B. Marshall, 5 pass from J. Cutler (R. Gould) (13–80, 7:21)  
**CHI** – M. Bennett, 3 pass from J. Cutler (R. Gould) (1–3, 0:03)  
**CHI** – B. Marshall, 3 pass from J. Cutler (R. Gould) (4–42, 2:13)

TEAM STATISTICS	CHI	SF
First Downs	19	19
Net Yards Gained	216	359
Rushes/Yards	17/46	27/127
Net Yards Passing	170	232
Att/Comp/INT	34–23–0	34–21–3
Sacked/Yards Lost	1/6	4/16
Punts/Average	6/39.7	1/54.0
Fumbles/Lost	1/0	2/1
Penalties/Yards	10/58	16/118
Time of Possession	26:08	33:52
3rd Down Efficiency	3/9 (33%)	7/13 (54%)

**RUSHING: BEARS** – J. Cutler 5–25, M. Forte 12–21 ... **49ERS** – C. Kaepernick 9–64, F. Gore 13–63–1 TD, C. Hyde 4–0, B. Miller 1–0.

**RECEIVING: BEARS** – M. Bennett 7–37–1 TD, B. Marshall 5–48–3 TDs, M. Forte 5–15, A. Jeffrey 3–47, S. Holmes 2–20, D. Rosario 1–9 ... **49ERS** – M. Crabtree 7–82–1 TD, D. Carrer 3–41, V. Davis 3–39, A. Boldin 2–34, S. Johnson 2–26, F. Gore 2–12, V. McDonald 1–9, C. Hyde 1–5.

**PASSING: BEARS** – J. Cutler 34–23–176–0–4 TDs ... **49ERS** – C. Kaepernick 34–21–248–3–1 TD.

**INTs: BEARS**– K. Fuller 2–38, C. Conte 1–1 ... **49ERS** – None.

**SACKS: BEARS** – W. Young 2–11, S. McClellin 1–5, S. Paea 1–0 ... **49ERS** – J. Smith 1–6.

**49ERS TURNOVER RATIO: –4 (CHI: 0 fumbles, 0 INTs/SF: 1 fumble, 3 INTs).**

**Weather:** Sunny  
**Temperature:** 78 degrees  
**Wind:** Westerly 10 mph  
**Playing Surface:** Natural Grass  
**Time:** 3:15  
**Attendance:** 70,799







## SUNDAY, SEPTEMBER 21 SAN FRANCISCO 14, ARIZONA 23 UNIVERSITY OF PHOENIX STADIUM



San Francisco fell to NFC West rival Arizona, 23–14, in a tightly contested battle at the University of Phoenix Stadium on Sunday. On the game's opening possession, the 49ers defense thwarted a 7–play, 47–yd. drive by the Cardinals offense, which resulted in a 51–yd. FG by Chandler Catanzaro. QB Colin Kaepernick led the 49ers offense on the ensuing drive, completing 7–of–7 passes for 61 yds., including a 2–yd. TD strike to WR Michael Crabtree. The score marked the third consecutive game in which San Francisco scored a touchdown on its opening possession, which leads the NFL. Following the score, the Cardinals countered with a 17–play, 66–yd. drive of their own but were forced to settle for a 32–yd. FG after the 49ers defense held up inside their own 20–yd. line. The FG cut the score to 7–6 with 13:42 left in the 2nd qtr. Picking up where they left off, the 49ers offense pieced together a 14–play, 80–yd. drive that saw RB Carlos Hyde find the end zone on a 6–yd. TD run for the second time this season. Kaepernick finished the first half with a career–tying high 14 pass completions. Following a San Francisco punt to begin the 3rd qtr., Arizona started at its own 15–yd. line and capped off a 7–play, 85–yd. drive with a 24–yd. TD pass from Stanton to WR John Brown. Another defensive stop by the Cardinals set up a 66–yd. drive that saw Stanton connect with Brown on a 21–yd. TD pass for the duo's second score of the game. With the score 20–14 in favor of the Cardinals, the 49ers took over at their own 20–yd. line with 4:39 remaining in the 3rd qtr. Kaepernick connected on 8–of–8 throws, including a team–high 32–yd. pass to WR Stevie Johnson, but the 49ers were unable to produce points after Arizona's DT Tommy Kelly blocked a 45–yd. FG att. by K Phil Dawson. San Francisco regained possession 13 plays later, when LB Michael Wilhoite stripped WR Larry Fitzgerald and the fumble was recovered by CB Perrish Cox. It marked the first forced fumble of Wilhoite's career and Cox's first fumble recovery of his career. Arizona, however, forced a punt and capitalized on its next drive with a 35–yd. FG by Catanzaro to extend its lead to 23–14, with just 29 seconds remaining in the game.

**NOTES:** On the 49ers first series of the game, QB **Colin Kaepernick** led the 49ers on a 12 play, 80–yd. TD drive. Kaepernick completed 7–of–7 pass atts., for 61 yds., including a 3–yd. TD pass to WR Michael Crabtree .... This marked the third consecutive game that the **49ers offense** scored a TD on their opening drive of the game. According to the Elias Sports Bureau, the last time the 49ers scored a TD on their opening drive in three consecutive games was 2003 (10/19/03 vs. TB, 10/26/03 at Arz. And 11/2/03 vs. StL) .... Kaepernick completed 29 of 37 atts. for 245 yds, 1 TD and a QB rating of 103.3 .... Kaepernick's 29 comps. set a new career high. His previous career high was 27 [vs. GB (9/8/13)]. His 78.4 comp. pct. also set a new career high [18 of 23 (78.3 pct.) vs. Mia (12/9/12)] .... Kaepernick completed his first 9 pass atts., setting a new career high. His previous career high was 7 [at TB (12/15/13)] .... WR **Michael Crabtree** scored a TD on 2–yd. TD pass from Kaepernick. Crabtree has now scored 7 TDs against Arz. in his career, the most against any team .... WR **Stevie Johnson** hauled in 9 receipts. for 103 yds., marking his first 100–yd. game as a member of the 49ers and his first since 9/15/13 (8 receipts. for 111 yds. and 1 TD vs. Car.), as a member of the Buffalo Bills .... Rookie RB **Carlos Hyde** scored on a 6–yd. TD run, marking his 2nd career TD .... LB **Michael Wilhoite** stripped the ball from Cardinals WR Larry Fitzgerald deep in 49ers territory. The fumble was recovered by CB **Perrish Cox**. It marked Wilhoite's first career FF and Cox's first career FR.

	1st	2nd	3rd	4th	Pts
San Francisco	7	7	0	0	14
Arizona	3	3	14	3	23

**ARZ** – C. Catanzaro, 51 FG (7–47, 2:37)  
**SF** – M. Crabtree, 2 pass from C. Kaepernick (P. Dawson) (12–80, 5:38)  
**ARZ** – C. Catanzaro, 32 FG (17–66, 8:03)  
**SF** – C. Hyde, 6 run (P. Dawson) (14–80, 8:35)  
**ARZ** – Jo. Brown, 24 pass from D. Stanton (C. Catanzaro) (7–85, 2:46)  
**ARZ** – Jo. Brown, 21 pass from D. Stanton (C. Catanzaro) (5–66, 2:53)  
**ARZ** – C. Catanzaro, 35 FG (9–41, 3:28)

TEAM STATISTICS	SF	ARZ
First Downs	20	24
Net Yards Gained	318	338
Rushes/Yards	23/82	27/84
Net Yards Passing	236	254
Att/Comp/INT	37–29–0	34–19–0
Sacked/Yards Lost	1/9	0/0
Punts/Average	4/43.5	1/49.0
Fumbles/Lost	0/0	1/1
Penalties/Yards	9/107	5/36
Time of Possession	32:20	27:40
3rd Down Efficiency	6/12 (50%)	8/13 (62%)

**RUSHING: 49ERS** – C. Kaepernick 12–54, C. Hyde 3–13–1 TD, F. Gore 6–10, M. Crabtree 1–4, B. Ellington 1–1 ... **CARDINALS** – A. Ellington 18–62, D. Stanton 6–16, T. Ginn 1–4, S. Taylor 1–2, J. Parmele 1–0.

**RECEIVING: 49ERS** – M. Crabtree 10–80–1 TD, S. Johnson 9–103, A. Boldin 6–36, C. Hyde 2–(–)2, D. Carrier 1–23, B. Lloyd 1–5 ... **CARDINALS** – M. Floyd 5–114, Jo. Brown 4–52–2 TDs, L. Fitzgerald 3–34, J. Carlson 3–33, A. Ellington 3–13, T. Ginn 1–8.

**PASSING: 49ers** – C. Kaepernick 37–29–245–0–1 TD ... **CARDINALS** – D. Stanton 33–18–244–0–2 TDs, T. Ginn 1–1–10–0–0 TDs.

**INTs: 49ERS** – None ... **CARDINALS** – None.

**SACKS: 49ERS** – None ... **CARDINALS** – T. Jefferson 1–9.

**49ERS TURNOVER RATIO: +1 (SF: 0 fumbles, 0 INTs/ARZ: 1 fumble, 0 INTs).**

**Weather:** Dome  
**Playing Surface:** Grass  
**Time:** 3:02  
**Attendance:** 61,572





## SUNDAY, SEPTEMBER 28 PHILADELPHIA 21, SAN FRANCISCO 26 LEVI'S® STADIUM



The San Francisco 49ers defeated the Philadelphia Eagles, 26–21, to give the franchise its first win at Levi's® Stadium. On the second drive of the game, Philadelphia TE Trey Burton blocked P Andy Lee's punt in the end zone and the ball was recovered by WR Brad Smith for a touchdown. QB Colin Kaepernick and the 49ers countered with a 14–play, 69–yd. drive that ended with a 29–yd. FG by K Phil Dawson. With the score 7–3, San Francisco took over with 1:31 remaining in the 1st qtr. Kaepernick capped off a 5–play, 80–yd. drive with a 55–yd. TD pass to RB Frank Gore. The score was the longest recept. of Gore's career and the longest by a 49ers RB since 12/12/10. On San Francisco's next drive, Kaepernick's pass intended for WR Brandon Lloyd was intercepted by S Malcolm Jenkins and returned 53 yds. for a TD, giving the Eagles a 14–10 lead with 12:16 remaining in the 2nd qtr. On the 49ers' ensuing punt, Eagles RB Darren Sproles returned the ball 82 yds. for a TD. Two drives later, however, San Francisco orchestrated a late 2nd qtr. series that was capped off by a 51–yd. FG by Dawson to bring the score to 21–13 at the end of the first half. On the Eagles opening drive of the 3rd qtr., S Antoine Bethea stripped TE Zach Ertz and the fumble was recovered by CB Perrish Cox at the Eagles 23–yd. line. The FF was Bethea's first of the season and 6th of his career, and Cox's second FR of the season. San Francisco capitalized on the great field position with a 12–yd. TD strike from Kaepernick to WR Stevie Johnson, who eclipsed the 4,000–yd. mark for his career on the catch. Following a three–and–out by the Eagles offense, the 49ers orchestrated a 6–play, 36–yd. drive that ended with a 46–yd. FG by Dawson to bring the score to 23–21. On the next drive, QB Nick Foles' pass intended for WR Jeremy Maclin was intercepted by Bethea at the 49ers 26–yd. line. Bethea became the first 49ers player to register both an INT and FF in a game since LB NaVorro Bowman at Arz. (12/29/13). Two drives later, San Francisco took over at its 41–yd. line and ended the 10–play, 46–yd. effort with Dawson's 4th FG of the day, a 31–yd. FG to give the 49ers a 26–21 lead with 6:38 remaining in the 4th qtr. It marked the first time Dawson has made four–plus FGs since 12/15/13 (at TB). On the Eagles ensuing drive, Foles and company drove down to the 49ers 1–yd. line, but the defense held them out of the end zone, forcing a turnover on downs. The Eagles had one more chance on offense, but CB Perrish Cox sealed the win with an INT with 40 seconds remaining in the game. Gore finished the day with 119 yds. on 24 carries while adding 1 recept. for 55 yds. and 1 TD. He has rushed for 100 yds.–or–more in 4 of his last 5 game against Phi.

**NOTES:** The **49ers offense** amassed 407 net yds., marking the first time its recorded 400–plus offensive net yds. since gaining 494 yds. (90 rushing, 202 passing) vs. GB (9/8/13).... The **49ers offense** held the ball for 42:17, which was the highest time of possession for the team since 11/20/11 vs. Arz. (44:16).... RB **Frank Gore** rushed for 119 yds. on 24 carries while adding 1 recept. for 55 yds. and 1 TD. He has rushed for 100 yds.–or–more in 4 of his last 5 game against Phi. This marked **Gore's** 36th career 100–yd. game and his first since 12/8/13 (110 yds. vs. Sea.). His 36 career 100–yd. games ranks 2nd among all active players.... **Gore** hauled in a 55–yd. TD pass from QB **Colin Kaepernick**, marking the longest recept. of **Gore's** career and the longest by a 49ers RB since 12/12/10 (RB Brian Westbrook – 62–yd TD recept. vs. Sea.).... **Kaepernick** completed 17 of 30 atts. for 218 yds., 2 TDs, 1 INT and a QB rating of 87.9.... **Kaepernick** added 7 rush atts. for 58 yds. (8.3 avg.). This marked just the 3rd time in franchise history that a QB rushed for 50+ yds. in three consecutive games and the first time since 1992.... On his 12–yd. TD recept. in the 3rd qtr., WR **Stevie Johnson** eclipsed the 4,000–yd. mark for his career. It marked his 1st TD of the season.... The 22 rushing yds. allowed by the **49ers defense** was the 9th fewest allowed in a single game in franchise history.... S **Antoine Bethea** tallied his 1st FF of the season and 6th of his career. The ball was recovered by CB **Perrish Cox**, marking his 2nd FR of the season.... **Bethea** registered his 1st INT of the season and 15th of his career. He became the first 49ers player to register an INT and FF in the same game since LB **NaVorro Bowman** [at Arz. (12/29/13)].... **Bethea** started his 100th consecutive game, the longest active streak by a S in the NFL.... **Cox** tallied 1 INT, 1 FR and a career–high 4 passes defended. **Cox** registered his 2nd INT of the season and 3rd of his career, picking off Eagles QB Nick Foles late in the 4th qtr to seal the victory.... CB **Chris Culliver** registered his 1st FF of his career. DT **Justin Smith** recovered the fumble, marking his 1st FR of the season and 10th of his career.... NT **Ian Williams** sacked Eagles QB Nick Foles late in the 4th qtr., marking his first career sack.... K **Phil Dawson** connected on all four FG atts. It marked the first time Dawson has made 4+ FGs since at TB (12/15/13).

	1st	2nd	3rd	4th	Pts
<b>Philadelphia</b>	7	14	0	0	21
<b>San Francisco</b>	3	10	10	3	26

- PHI** – B. Smith, blocked punt recovery in end zone (C. Parkey)  
**SF** – P. Dawson, 29 FG (14–69, 8:47)  
**SF** – F. Gore, 55 pass from C. Kaepernick (P. Dawson) (5–80, 1:46)  
**PHI** – M. Jenkins, 53 INT return (C. Parkey)  
**PHI** – D. Sproles, 82 punt return (C. Parkey)  
**SF** – P. Dawson, 51 FG (7–35, 3:40)  
**SF** – S. Johnson, 12 pass from C. Kaepernick (P. Dawson) (8–23, 4:09)  
**SF** – P. Dawson, 46 FG (6–36, 3:16)  
**SF** – P. Dawson, 31 FG (10–46, 6:05)

<b>TEAM STATISTICS</b>	<b>PHI</b>	<b>SF</b>
First Downs	11	20
Net Yards Gained	213	407
Rushes/Yards	12/22	42/218
Net Yards Passing	191	189
Att/Comp/INT	43–21–2	30–17–1
Sacked/Yards Lost	1/4	4/29
Punts/Average	6/48.5	6/39.2
Fumbles/Lost	2/2	0/0
Penalties/Yards	10/70	10/80
Time of Possession	17:43	42:17
3rd Down Efficiency	5/13 (38%)	8/19 (42%)

**RUSHING: EAGLES** – L. McCoy 10–17, D. Sproles 1–4, N. Foles 1–1 ... **49ERS** – F. Gore 24–119, C. Kaepernick 7–58, C. Hyde 10–26, B. Ellington 1–15.

**RECEIVING: EAGLES** – R. Cooper 6–54, J. Maclin 5–68, Z. Ertz 4–43, J. Matthews 4–28, D. Sproles 2–2 ... **49ERS** – A. Boldin 5–62, M. Crabtree 5–43, B. Lloyd 2–28, V. Davis 2–8, F. Gore 1–55–1 TD, S. Johnson 1–12–1 TD, D. Carrier 1–10.

**PASSING: EAGLES** – N. Foles 43–21–195–2–0 TDs ... **49ERS** – C. Kaepernick 30–17–218–1–2 TDs.

**INTs: EAGLES** – M. Jenkins 1–53–1 TD ... **49ERS** – A. Bethea 1–0, P. Cox 1–0.

**SACKS: EAGLES** – C. Barwin 1–9, B. Graham 1–7, V. Curry 1–4, T. Cole 0.5–6.5, C. Matthews 0.5–2.5 ... **49ERS** – I. Williams 1–4.

**49ERS TURNOVER RATIO: +3 (PHI: 2 fumbles, 2 INTs/SF: 0 fumbles, 1 INT).**

**Weather:** Sunny  
**Temperature:** 72 degrees  
**Wind:** Westerly 4 mph  
**Playing Surface:** Natural Grass  
**Time:** 3:25  
**Attendance:** 70,799







## SUNDAY, OCTOBER 5 KANSAS CITY 17, SAN FRANCISCO 22 LEVI'S® STADIUM



The San Francisco 49ers prevailed over the Kansas City Chiefs, 22–17, in a tightly contested game at Levi's® Stadium. On the opening drive of the game, QB Alex Smith led the Kansas City offense on a 12–play, 81–yd. drive that was capped off by a 2–yd. TD pass to TE Travis Kelce. Down 7–0, the 49ers responded with a 10–play, 59–yd. drive, which included an 18–yd. strike from QB Colin Kaepernick to WR Anquan Boldin, that ended with a 31 FG by K Phil Dawson. Following a 42–yd. FG by K Cairo Santos to give the Chiefs a 10–3 lead, Dawson connected on a 55–yd. FG, his longest connection of the season and t–3rd longest made FG of his career. San Francisco orchestrated a 13–play, 93–yd. drive in the 2nd qtr. that resulted in a 9–yd. TD pass from Kaepernick to WR Stevie Johnson. The 93–yd. drive was the longest by the 49ers since 11/19/12 vs. Chi. and marked the second consecutive game in which Johnson has recorded a TD recept.. Following a three–and–out by the 49ers to open the 3rd qtr., Chiefs' RB/WR De'Anthony Thomas scored on a 17–yd. TD run to give Kansas City a 17–13 lead. On the ensuing possession, San Francisco drove 43 yds. and called on the stout play of Dawson, who connected on a 52–yd. FG to bring the score within one. It marked the 4th time in Dawson's career that he's made two–or–more FGs of 50–plus yds. in a game. The 49ers began the 4th qtr. at their own 27–yd. line and pieced together a 71–yd. drive, which included a 29–yd. pass from Kaepernick to a leaping WR Brandon Lloyd. The drive was kept alive with a converted fake punt at the 49ers 29–yd. line as S Craig Dahl gained 3–yds. up the middle on 4th and 1. Dawson capped off the drive with a 27–yd. FG through the uprights to give San Francisco a late 19–17 lead. The Chiefs were unable to respond as the 49ers defense buckled down and forced yet another three–and–out with 8:42 left to play in the game. On the very next drive, San Francisco took 4:58 off the clock on a drive that ended with a 30–yd. FG by Dawson. His five FGs are tied for the 2nd most he's converted in a single game in his career. The Chiefs took over at their own 20–yd. line with 2:12 left in the game. On the second play, CB Perrish Cox sealed Kansas City's final chance with an INT with 2:00 left to play. It marked his 3rd INT of the season and his 2nd consecutive game with a victory–sealing INT on the opponent's final possession.

**NOTES:** The **49ers offense** did not commit a turnover against the Chiefs, marking the 3rd game this season in which the team hasn't committed a turnover [at Dal. (9/7) and at Arz. (9/21)]. The +1 turnover differential on the day marked the 4th game this season in which the team has won the turnover battle [+4 at Dal. (9/7); +1 at Arz. (9/21); +3 vs. Phi. (9/28)].... The **49ers** improved to 30–4–1 under head coach **Jim Harbaugh**, and 3–1 this season when winning the turnover battle.... RB **Frank Gore** had 18 carries for 107 yds., marking his 37th career game with 100–or–more rushing yds., the 2nd most among all active players in the NFL. **Gore** rushed for 100–or–more yds. in consecutive weeks [119 yds. vs. Phi. (9/28/14)] for the first time since registering five consecutive 100–yd. games in 2011 [10/2/11–11/6/11].... QB **Colin Kaepernick** completed 14 of 26 pass atts. for 201 yds., 1 TD and a passer rating of 90.2. He has now thrown at least one TD pass in 12 straight games, the 4th longest streak by a quarterback in franchise history [Steve Young – 18: (10/9/94 – 11/26/95); Steve Young – 15: (9/6/98 – 12/27/98); Jeff Garcia – 15: (12/3/00 – 12/2/01); John Brodie – 13: (12/29/70 – 11/14/71)].... **Kaepernick's** 9–yd. TD pass to WR **Stevie Johnson** capped off a 13–play, 93–yd. drive. This marked the longest TD drive by the 49ers since 11/19/12 vs. Chi. (8–play, 96 yds. – 14–yd. TD run by RB **Kendall Hunter**) and **Johnson's** 2nd consecutive game with a TD recept. It marked the first time he caught a TD in back–to–back games since vs. NE (9/9/13) and vs. Car. (9/16/13), as a member of the Buffalo Bills.... The **49ers** converted on 4th down by running a fake punt, which was a direct snap to S **Craig Dahl**. **Dahl** rushed for 3 yds. to pick up the first down. It marked his first career carry and led to a 27–yd. FG by K **Phil Dawson**.... **Dawson** connected on all 5 FG atts. His 55–yd. FG marked the longest FG by **Dawson** this season and is tied for the 3rd longest made FG of his career.... **Dawson's** 5 made FGs are tied for the 2nd most he's made in a single game in his career.... It marked the 4th time in his career **Dawson** has made two or more FGs of 50+ yds. in a game and the first time since 2012.... It marked the 2nd time in his career that he made 4–or–more FGs in consecutive games after making 4 of 4 last week vs. Phi. .... CB **Perrish Cox** registered an INT of Chiefs QB Alex Smith late in the game to seal the win for the 49ers. It marked his 3rd INT of the season and his 2nd consecutive game with a victory–sealing INT on the opponent's final possession. DT **Justin Smith** registered his 2nd FF of the season and 15th of his career, stripping the ball from Chiefs RB Jamaal Charles.

	1st	2nd	3rd	4th	Pts
<b>Kansas City</b>	7	3	7	0	17
<b>San Francisco</b>	3	10	3	6	22

**KC** – T. Kelce, 2 pass from A. Smith (C. Santos) (12–81, 6:23)  
**SF** – P. Dawson, 31 FG (10–59, 4:01)  
**KC** – C. Santos, 42 FG (14–63, 7:18)  
**SF** – P. Dawson, 55 FG (7–44, 2:34)  
**SF** – S. Johnson, 9 pass from C. Kaepernick (P. Dawson) (13–93, 6:39)  
**KC** – D. Thomas, 17 run (C. Santos) (4–58, 1:31)  
**SF** – P. Dawson, 52 FG (9–43, 5:40)  
**SF** – P. Dawson, 27 FG (13–71, 6:55)  
**SF** – P. Dawson, 30 FG (14–56, 4:58)

<b>TEAM STATISTICS</b>	<b>KC</b>	<b>SF</b>
First Downs	14	22
Net Yards Gained	265	357
Rushes/Yards	107	171
Net Yards Passing	158	186
Att/Comp/INT	30/16/1	27/14/0
Sacked/Yards Lost	0/0	3/15
Punts/Average	4/40.3	2/53.5
Fumbles/Lost	1/0	1/0
Penalties/Yards	4/29	2/10
Time of Possession	23:56	36:04
3rd Down Efficiency	6/11(55%)	6/16 (38%)

**RUSHING: CHIEFS** – J. Charles 15–80, K. Davis 2–6, D. Thomas 1–17–1 TD, A. Smith 1–6, A. Jenkins 1–(–2) ... **49ERS** – F. Gore 18–107, C. Hyde 10–43, C. Kaepernick 10–18, C. Dahl 1–3, B. Ellington 1–0.

**RECEIVING: CHIEFS** – J. Hemingway 4–50, A. Fasano 4–32, D. Bowe 3–42, T. Kelce 2–15–1 TD, A. Sherman 1–12, J. Charles 1–4, A. Jenkins 1–3 ... **49ERS** – A. Boldin 4–72, B. Lloyd 3–76, D. Carrier 2–16, M. Crabtree 1–16, B. Miller 1–10, S. Johnson 1–9–1 TD, B. Ellington 1–1, F. Gore 1–1.

**PASSING: CHIEFS** – A. Smith 30–16–158–1–1 TD ... **49ERS** – C. Kaepernick 26–14–201–0–1 TD, A. Boldin 1–0–0–0–0 TDs.

**INTs: CHIEFS** – None ... **49ERS** – P. Cox 1–2.

**SACKS: CHIEFS** – A. Bailey 1.5–9, J. Houston 1–2, D. Poe 0.5–4 ... **49ERS** – None.

**49ERS TURNOVER RATIO: +1 (KC: 0 fumbles, 1 INT/SF: 0 fumbles, 0 INT).**

**Weather:** Sunny  
**Temperature:** 85 degrees  
**Wind:** West northwest 1 mph  
**Playing Surface:** Natural Grass  
**Time:** 2:55  
**Attendance:** 70,799





## MONDAY, OCTOBER 13 SAN FRANCISCO 31, ST. LOUIS 17 EDWARD JONES DOME



The 49ers defeated the Rams on ESPN's *Monday Night Football*, 31–17, at the Edward Jones Dome in St. Louis, extending their winning streak to three games. On the opening drive of the game, QB Austin Davis led the Rams 80–yds. on 11 plays that resulted in a 1–yd. TD run by RB Benny Cunningham. On the Rams' third possession, Davis connected with TE Lance Kendricks for a 22–yd. TD pass to give St. Louis an early 14–0 lead. Following consecutive sacks by LB Dan Skuta on the Rams next offensive possession, St. Louis was forced to punt with 8:11 remaining in the 2nd qtr. The 49ers capitalized on the change of possession with their first score of the game, a 54–yd. FG by K Phil Dawson. With 0:27 seconds left in the 2nd qtr., QB Colin Kaepernick threw an 80–yd. TD pass to WR Brandon Lloyd to bring the score to 14–10 heading into halftime. It marked the longest pass of Kaepernick's career and was the first pass play of 80–or–more yds. by the 49ers since Lloyd's TD recept. from QB Tim Rattay on 9/25/05 vs. Dal. On the opening drive of the 3rd qtr., Kaepernick picked up where he left off, finding WR Anquan Boldin for an 11–yd. TD pass to give San Francisco its first lead of the game. It marked Boldin's league–leading 10th career TD on Monday Night Football. Three possessions later, the 49ers offense took over and orchestrated its third–consecutive TD drive of the game with a 32–yd. TD pass from Kaepernick to WR Michael Crabtree, which capped off a 7–play, 78–yd. drive. With 4:19 remaining in the 4th qtr., the Rams drove 46 yds. and connected on a 38–yd. FG by Greg Zuerlein to bring the score to 24–17. On the next Rams drive, CB Dontae Johnson intercepted Davis' pass intended for WR Kenny Britt and returned it 20 yds. for a TD to seal the victory. Head coach Jim Harbaugh improved his record to 40–13–1, becoming the seventh coach to have won at least 75 pct. of his games at time of 40th career win.

**NOTES:** Head coach **Jim Harbaugh** improved his record to 40–13–1. According to the Elias Sports Bureau, **Harbaugh** became the 7th coach to have won at least 75 pct. of his games at time of 40th career win. The last to do so was George Seifert .... The **49ers** won their 46th game on *Monday Night Football*, the most among all teams since it debuted in 1970 .... The **49ers** improved to 18–1 when QB **Colin Kaepernick** records a passer rating of 90.0 or higher .... **Kaepernick** became the first QB in franchise history to win each of his first four starts on *Monday Night Football* .... **Kaepernick** completed 22 of 36 atts. for 343 yds., 3 TDs, 0 INTs and a QB rating of 120.5. In four career starts on *Monday Night Football*, **Kaepernick** has posted a 4–0 record. This marks **Kaepernick's** 4th game with 3–or–more TD passes [4 TDs at NE (12/16/12); 3 TDs vs. GB (9/8/13); 3 TDs at Was. (11/25/13)] and his 3rd career 300–yd. game [412 vs. GB (9/8/13); 310 at Arz. (12/29/13)].... It marks the 2nd time in **Kaepernick's** career that he had two TD passes of 30–plus yds. in a single game [35 – **Vernon Davis**; 61 – **Vernon Davis** vs. Arz. (10/13/13)] .... **Kaepernick** has now thrown a TD pass in 13 straight games, tying QB John Brodie (12/29/70 – 11/14/71) for the 3rd longest streak in franchise history [Steve Young – 18: (10/9/94 – 11/26/95); Steve Young – 15: (9/6/98 – 12/27/98); Jeff Garcia – 15: (12/3/00 – 12/2/01)] .... **Kaepernick** hooked up with WR **Brandon Lloyd** on an 80–yd. TD pass. It marked the longest pass in **Kaepernick's** career. For **Lloyd**, it marked the 2nd–longest reception of his career and his longest since 2005 [89–yd TD vs. Dal (9/25)]. This marked this first pass play of 80–or–more yds. by the **49ers** since **Lloyd's** 89–yd. TD recept. from QB Tim Rattay vs. Dal (9/25/05). WR **Anquan Boldin** hauled in an 11–yd. TD pass from **Kaepernick**. **Boldin** has now recorded a TD in five straight games on ESPN's *Monday Night Football*. His 10 career TDs on *Monday Night Football* are the most among active players. **Boldin** finished the day with a game–high 7 receipts. for 94 yds. and 1 TD. K **Phil Dawson** connected on a 54–yd. FG, marking his 4th FG from 50–plus yds. this season. **Dawson** has hit 72.7 pct. (32 of 44) of his FGAs from 50–plus yds., the 2nd–highest percentage in NFL history (min. 20 FGs made) [K Matt Prater – 75.9 pct. (22 of 29)]. CB **Dontae Johnson** picked off Rams QB Austin Davis late in the 4th qtr. and returned it 20 yds. for a TD, sealing the victory. This marked **Johnson's** first career INT and TD. **Johnson** became the 7th rookie in franchise history to accomplish that feat and first since Jason Webster in 2000 [70 yds. vs. Atl. (11/19/00)]. The **49ers defense** registered 5.0 sacks on Rams Davis, the most by the team since 11/25/13 at Was. (6.0 sacks). LB **Dan Skuta** registered 2.0 sacks and 1 FF on Rams Davis, marking his first career multi–sack game. It also marked his 2nd FF of the season .... LB **Ahmad Brooks** tallied 2.0 sacks of Davis. This marks his 6th career game with at least 2.0 sacks and first since 11/25/13 at Was. (2.0 sacks). S **Antoine Bethea** notched his first sack as a member of the 49ers. He now has 4.5 career sacks.

	1st	2nd	3rd	4th	Pts
San Francisco	0	10	14	7	31
St. Louis	14	0	0	3	17

**STL** – B. Cunningham, 1 run (G. Zuerlein) (11–80, 7:05)  
**STL** – L. Kendricks, 22 pass from A. Davis (G. Zuerlein) (4–55, 2:10)  
**SF** – P. Dawson, 54 FG (4–7, 0:54)  
**SF** – B. Lloyd, 80 pass from C. Kaepernick (P. Dawson) (5–95, 1:36)  
**SF** – A. Boldin, 11 pass from C. Kaepernick (P. Dawson) (12–80, 5:02)  
**SF** – M. Crabtree, 32 pass from C. Kaepernick (P. Dawson) (7–78, 3:57)  
**STL** – G. Zuerlein, 38 FG (10–46, 1:55)  
**SF** – D. Johnson, 20 INT return (P. Dawson)

TEAM STATISTICS	SF	STL
First Downs	17	19
Net Yards Gained	432	309
Rushes/Yards	30/89	24/93
Net Yards Passing	343	216
Att/Comp/INT	35/22/0	42/21/1
Sacked/Yards Lost	0/0	5/20
Punts/Average	5/43.0	8/43.9
Fumbles/Lost	1/1	1/0
Penalties/Yards	5/23	8/38
Time of Possession	28:38	31:22
3rd Down Efficiency	6/14(43%)	5/14 (36%)

**RUSHING: 49ERS** – F. Gore 16–38, C. Kaepernick 3–37, C. Hyde 11–14 ... **RAMS** – T. Mason 5–40, B. Cunningham 7–21–1 TD, Z. Stacy 8–17, T. Austin 3–16, A. Davis 1–(–1).

**RECEIVING: 49ERS** – A. Boldin 7–94–1 TD, S. Johnson 5–53, M. Crabtree 3–49–1 TD, V. Davis 3–30, B. Lloyd 1–80–1 TD, V. McDonald 1–21, B. Miller 1–15, C. Hyde 1–1 ... **RAMS** – J. Cook 4–74, T. Austin 4–35, K. Britt 3–39, A. Pettis 3–15, Z. Stacy 2–17, B. Cunningham 2–12, L. Kendricks 1–22–1 TD, T. Mason 1–12, B. Quick 1–10.

**PASSING: 49ERS** – C. Kaepernick 35–22–343–0–3 TDs ... **RAMS** – A. Davis 42–21–236–1–1 TD.

**INTs: 49ERS** – D. Johnson 1–20–1 TD ... **RAMS** – None.

**SACKS: 49ERS** – A. Brooks 2–11, D. Skuta 2–4, A. Bethea 1–5 ... **RAMS** – None.

**49ERS TURNOVER RATIO: 0** (SF: 1 fumble, 0 INTs/STL: 0 fumbles, 1 INT).

**Playing Surface:** Turf  
**Time:** 3:14  
**Attendance:** 56,851





# SAN FRANCISCO 49ERS



## SUNDAY, OCTOBER 19 SAN FRANCISCO 17, DENVER 42 SPORTS AUTHORITY STADIUM AT MILE HIGH



The 49ers were unable to overcome the Broncos on NBC's *Sunday Night Football*, losing 42–17 at Sports Authority Field at Mile High. On the second drive of the game, Denver Broncos QB Peyton Manning led a 9–play, 57–yd. drive that resulted in a 3–yd. TD pass to WR Emmanuel Sanders. With the score 7–0, San Francisco drove to Denver's 32–yd. line, but was unable to connect on a 51–yd. FG by K Phil Dawson. On the Broncos' ensuing possession, Manning found WR Wes Welker on the third play of the drive on a 39–yd. TD pass to give Denver an early 14–0 lead. In the 2nd qtr., the 49ers found success on a 12–play, 83–yd. drive that resulted in a 22–yd. FG by Dawson. He became just the 17th player in NFL history to make 350 FGs. Following the score, the Broncos countered with an 8–yd. TD pass from Manning to WR Demaryius Thomas. With 3:09 remaining in the 2nd qtr., QB Colin Kaepernick capped off a 7–play, 80–yd. drive with a 4–yd. TD pass to WR Stevie Johnson to bring the score to 21–10 heading into halftime. With the score, Kaepernick has thrown at least one TD pass in 14 straight games, which is the third–longest streak by a QB in franchise history. On the third drive of the 3rd qtr., Manning connected with Thomas on a 40–yd. TD pass to extend the score to 28–10. The Broncos went on to score on their next two offensive possessions on a 37–yd. TD and 1–yd. TD runs by RB Ronnie Hillman. With the score 42–10 with under two minutes remaining in the 4th qtr., QB Blaine Gabbert found WR Bruce Ellington for a 20–yd. TD pass. It marked Ellington's first career TD recept. and Gabbert's first TD pass as a member of the 49ers.

**NOTES:** QB **Colin Kaepernick** connected with WR **Stevie Johnson** on a 4–yd. TD pass in the 2nd qtr. **Kaepernick** has now thrown at least one TD pass in 14 straight games, the 3rd longest streak by a quarterback in franchise history. [Steve Young – 18: (10/9/94 – 11/26/95); Steve Young – 15: (9/6/98 – 12/27/98); Jeff Garcia – 15: (12/3/00 – 12/2/01); John Brodie – 13: (12/29/70 – 11/14/71) .... WR **Bruce Ellington** scored his first career TD on a 20–yd. pass from QB **Blaine Gabbert**. It also marked **Gabbert's** first TD pass as a member of the 49ers .... LB **Aaron Lynch** registered his first career sack, dropping Broncos QB Peyton Manning for a 7–yd. loss .... Making his first NFL start, LB **Chris Borland** registered his first career sack .... K **Phil Dawson** connected on a 22–yd. FG in the first half. He has now made 350 FGs in his career, becoming the 17th player in NFL history to reach that milestone .... P **Andy Lee's** 71–yd. punt in the 3rd qtr. is his longest of the season and is tied for the 4th–longest of his career. He finished the game with 5 punts for a gross avg. of 54.4 yds. and a net avg. of 50.0 yds.

	1st	2nd	3rd	4th	Pts
<b>San Francisco</b>	0	10	0	7	17
<b>Denver</b>	14	7	21	0	42

**DEN** – E. Sanders, 3 pass from P. Manning (B. McManus) (9–57, 5:00)  
**DEN** – W. Welker, 39 pass from P. Manning (B. McManus) (3–59, 1:22)  
**SF** – P. Dawson, 22 FG (12–83, 6:30)  
**DEN** – D. Thomas, 8 pass from P. Manning (B. McManus) (11–80, 4:21)  
**SF** – S. Johnson, 4 pass from C. Kaepernick (P. Dawson) (7–80, 2:58)  
**DEN** – D. Thomas, 40 pass from P. Manning (B. McManus) (1–40, 0:07)  
**DEN** – R. Hillman, 37 run (B. McManus) (3–86, 0:41)  
**DEN** – R. Hillman, 1 run (B. McManus) (12–73, 7:08)  
**SF** – B. Ellington, 20 pass from B. Gabbert (P. Dawson) (9–45, 1:49)

TEAM STATISTICS	SF	DEN
First Downs	22	23
Net Yards Gained	310	419
Rushes/Yards	18/62	27/115
Net Yards Passing	248	304
Att/Comp/INT	46/27/1	27/22/0
Sacked/Yards Lost	6/53	2/14
Punts/Average	5/54.4	4/42.8
Fumbles/Lost	0/0	1/0
Penalties/Yards	6/62	8/75
Time of Possession	32:01	27:59
3rd Down Efficiency	3/13 (23%)	5/9 (56%)

**RUSHING: 49ERS** – F. Gore 9–20, C. Kaepernick 3–18, C. Hyde 3–15, B. Gabbert 1–5, B. Miller 1–2, D. Carrier 1–2 ... **BRONCOS** – R. Hillman 14–74–2 TDs, J. Thompson 6–30, C. Anderson 2–9, V. Green 1–3, B. Osweiler 3–0, P. Manning 1–(–1).

**RECEIVING: 49ERS** – A. Boldin 7–50, S. Johnson 5–79–1 TD, M. Crabtree 4–27, B. Lloyd 3–63, B. Ellington 3–44–1 TD, V. Davis 2–21, C. Hyde 2–8, D. Carrier 1–9 ... **BRONCOS** – D. Thomas 8–171–2 TDs, R. Hillman 4–29, J. Thomas 4–27, W. Welker 3–50–1 TD, E. Sanders 3–41–1 TD.

**PASSING: 49ERS** – C. Kaepernick 39–24–263–1–1 TD, B. Gabbert 7–3–38–0–1 TD ... **BRONCOS** – P. Manning 26–22–318–0–4 TDs, B. Osweiler 1–0–0–0–0 TDs.

**INTs: 49ERS** – None ... **BRONCOS** – A. Talib 1–3.

**SACKS: 49ERS** – C. Borland 1–7, A. Lynch 1–7 ... **BRONCOS** – D. Ware 3–26, V. Miller 2–18, M. Jackson 1–9.

**49ERS TURNOVER RATIO: –1 (SF: 0 fumbles, 1 INT/DEN: 0 fumbles, 0 INTs).**

**Weather:** Mostly clear  
**Temperature:** 67 degrees  
**Wind:** Northeast 4 mph  
**Playing Surface:** Grass  
**Time:** 3:08  
**Attendance:** 77,047





## SUNDAY, NOVEMBER 2 ST. LOUIS 13, SAN FRANCISCO 10 LEVI'S® STADIUM



The 49ers dropped a hard-fought battle to the St. Louis Rams in the waning seconds of the game. San Francisco's offense struck early on its first drive of the game with a 34-yd. FG by K Phil Dawson. Two possessions later, St. Louis tied the score at 3-3 following a 37-yd. FG by K Greg Zuerlein. After a three-and-out to begin the 2nd qtr., 49ers S Antoine Bethea intercepted QB Austin Davis' pass intended for WR Tavon Austin at the Rams 35-yd. line. Soon after, QB Colin Kaepernick connected with WR Anquan Boldin on a 27-yd. TD reception to extend San Francisco's lead to 10-3. On the Rams' ensuing drive, Davis' pass intended for WR Kenny Britt was sniffed out by CB Perrish Cox and intercepted at the 49ers' 29-yd. line. It marked Cox's 4th INT of the season and 5th of his career. Three drives later, St. Louis regained possession and drove 15 yds. before Davis found Britt in the end zone for a 15-yd. TD with 0:55 seconds remaining in the first half. San Francisco failed to turn the final drive of the 2nd qtr. into points after Dawson missed a 55-yd. FG as time expired in the first half. In the 3rd qtr., Boldin hauled in his 4th recept. of the game, becoming one of 17 players in NFL history to haul in 900 receptions, accomplishing the feat in the third-fewest amount of games. Following the scoreless 3rd qtr., the Rams took over at the 49ers' 29-yd. line with 7:37 left in the game. San Francisco's defense prevented St. Louis from converting a red zone touchdown and forced Zuerlein to settle on a 39-yd. FG to give the Rams a 13-10 lead with 5:30 left in the 4th qtr. Following two, three-and-outs, the 49ers regained possession with 3:11 left in the game. San Francisco drove 87 yds. to the Rams' 1-yd. line, but Kaepernick was unable to produce the go-ahead TD after fumbling the ball on 3rd down. The Rams ran out the remaining seconds of the game.

**NOTES:** QB **Colin Kaepernick** completed 22 of 33 pass atts. for 237 yds. and 1 TD. He has now thrown at least one TD pass in 15 straight games, tied for the 2nd longest streak by a quarterback in franchise history. [Steve Young - 18: (10/9/94 - 11/26/95); Steve Young - 15: (9/6/98 - 12/27/98); Jeff Garcia - 15: (12/3/00 - 12/2/01); John Brodie - 13: (12/29/70 - 11/14/71) .... WR **Anquan Boldin** recorded 6 receipts. for 93 yds. and 1 TD, giving him 902 career receipts. He is one of only 17 players in NFL history to reach 900 career receipts., doing so in the 3rd fewest games (164 games). With 540 rec. yds. this season, **Boldin** is now one of 22 players in NFL history to register 12 seasons with 500-or-more rec. yds. He is also one of 10 players to reach that mark in 12 straight seasons and one of only four players to do it in each of his first 12 seasons, joining WR Jerry Rice, WR Terrell Owens and WR Randy Moss .... According to the Gamebook Statistics, LB **Chris Borland** registered 18 tackles. His 18 tackles are the most by any player in a single game this season, according to the Gamebook Statistics. It also marked the highest total tackles by the 49ers since LB **Patrick Willis** notched 18 tackles vs. Atl. (12/23/13) .... CB **Perrish Cox** registered an INT in the 2nd qtr. It marked his 4th INT of the season and 5th of his career .... S **Antoine Bethea** registered his 2nd INT of the season and 16th of his career, picking off Rams QB Austin Davis early in the 2nd qtr. The takeaway led to a TD pass from **Kaepernick** to **Boldin** .... LB **Aaron Lynch** registered his 2nd career sack, bringing down Rams Davis for a 3-yd. loss.

	1st	2nd	3rd	4th	Pts
<b>St. Louis</b>	3	7	0	3	13
<b>San Francisco</b>	3	7	0	0	10

**SF** - P. Dawson, 34 FG (9-64, 4:28)  
**STL** - G. Zuerlein, 37 FG (12-56, 6:08)  
**SF** - A. Boldin, 27 pass from C. Kaepernick (P.Dawson) (3-35, 1:24)  
**STL** - K. Britt, 21 pass from A. Davis (G. Zuerlein) (3-36, 0:55)  
**STL** - G. Zuerlein, 39 FG (4-8, 2:12)

TEAM STATISTICS	STL	SF
First Downs	13	20
Net Yards Gained	193	263
Rushes/Yards	27/91	21/80
Net Yards Passing	102	183
Att/Comp/INT	24/13/2	33/22/0
Sacked/Yards Lost	1/3	8/54
Punts/Average	6/46.8	7/44.9
Fumbles/Lost	0/0	3/2
Penalties/Yards	9/83	9/44
Time of Possession	27:34	32:26
3rd Down Efficiency	4/12(33%)	3/12 (25%)

**RUSHING: RAMS** - T. Mason 19-65, B. Cunningham 4-10, A. Davis 2-9, T. Austin 2-7... **49ERS** - F. Gore 14-49, C. Hyde 2-17, C. Kaepernick 5-14.

**RECEIVING: RAMS** - B. Cunningham 3-38, K. Britt 2-32-1 TD, J. Cook 2-12, T. Austin 2-11, L. Kendrick 1-7, S. Bailey 1-7, T. Watts 1-6, T. Mason 1-(-8) ... **49ERS** - A. Boldin 6-93-1 TD, M. Crabtree 5-40, S. Johnson 3-41, V. Davis 2-19, B. Lloyd 1-10, F. Gore 1-9, B. Ellington 1-9, D. Carrier 1-6, C. Hyde 1-5, B. Miller 1-5.

**PASSING: RAMS** - A. Davis 24-13-105-2-1 TD ... **49ERS** - C. Kaepernick 33-22-237-0-1 TD.

**INTs: RAMS** - None ... **49ERS** - A. Bethea 1-0, P. Cox 1-10.

**SACKS: RAMS** - R. Quinn 2-18, A. Donald 1-9, J. Laurinaitis 1-8, W. Hayes 1-7, M. Brockers 1-4, E. Sims 1-3, W. Hayes 1-5 ... **49ERS** - A. Lynch 1-3.

**49ERS TURNOVER RATIO: 0 (STL: 0 fumbles, 2 INTs/SF: 2 fumbles, 0 INTs).**

**Weather:** Sunny  
**Temperature:** 61 degrees  
**Wind:** Northwest 8 mph  
**Playing Surface:** Natural grass  
**Time:** 3:07  
**Attendance:** 70,799







## SUNDAY, NOVEMBER 9 SAN FRANCISCO 27, NEW ORLEANS 24 (OT) MERCEDES-BENZ SUPERDOME



A late-game sack and forced fumble by LB Ahmad Brooks setup a game-winning FG in overtime by K Phil Dawson, as the 49ers defeated the Saints, 27-24, at the Mercedes-Benz Superdome. On the opening drive of the game, QB Drew Brees' pass intended for WR Marques Colston was picked off by S Antoine Bethea and returned to the Saints' 19-yd. line. Three plays later, RB Frank Gore scored from 4-yds. out to give the 49ers an early 7-0 lead. On the drive, Gore moved past RBs Eddie George and Tiki Barber for the 24th most rushing yds. in NFL history. A three-and-out by the Saints gave San Francisco the ball at its own 21-yd. line. The 49ers offense pieced together a 13-play, 79-yd. drive that was capped off by a 9-yd. TD run by RB Carlos Hyde. With the 49ers leading 14-0, the Saints responded with a scoring drive of their own as K Shayne Graham connected on a 40-yd. FG to make the score 14-3. Early in the 2nd qtr., Brees found WR Brandin Cooks for a 31-yd. TD pass to bring the score to 14-10. San Francisco's offense countered with a 15-yd. TD pass from QB Colin Kaepernick to WR Anquan Boldin to extend his streak of at least one TD pass to 16 consecutive games, the 2nd longest streak by a QB in franchise history. Boldin recorded 6 repts. for 95 rec. yds. and 1 TD, and now has 635 recept. yds. this season, becoming one of 12 players in NFL history to register 12 seasons with 600-or-more rec. yds. Both teams exchanged punts before the Saints drove down to the 49ers 22-yd. line, where CB Chris Culliver picked off Brees' pass in the end zone to close the first half. On New Orleans' second drive of the 3rd qtr., Brees led the Saints offense on a 10-play, 64-yd. drive and found TE Jimmy Graham for an 11-yd. TD. With the 49ers leading 21-17 late in the game, Brees connected with Graham for the duo's 2nd TD of the game to give the Saints a 24-21 lead with 1:55 remaining. Unable to gain ground on its first three plays, San Francisco's offense faced a critical 4th-and-10 on its own 22-yd. line. Kaepernick scrambled to his right and found WR Michael Crabtree on a 51-yd. reception. Three plays later, K Phil Dawson kicked the game-tying FG from 45 yds. out to send the game into overtime. After both teams failed to score points on their first drives, the Saints regained possession with 7:43 left in OT. On 2nd-and-15, Brooks sacked and stripped Brees and the fumble was recovered by LB Chris Borland. On the ensuing play, Dawson kicked a game-winning, 35-yd. FG to give the 49ers the victory on the road.

**NOTES:** The **49ers** improved to 20-9 on the road in the regular season under head coach **Jim Harbaugh**. The **49ers** .690 winning pct. on the road since 2011 ranks first in the NFL over that time span. **Harbaugh** became the 2nd fastest head coach to reach 20 road victories in franchise history, reaching the mark in just 29 games ... With 5:28 remaining in overtime, LB **Ahmad Brooks** sacked and stripped the ball from Saints QB Drew Brees deep in Saints territory. LB **Chris Borland** recovered the loose ball on the Saints 17-yd. line. On the ensuing play, K **Phil Dawson** nailed a 35-yd. FG to give the **49ers** the win. This marked the **49ers** first overtime victory since 11/14/10 vs. StL (won 23-20). **Brooks** now has 4.0 sacks on the season, 39.0 for his career. It also marked his first FF of the season and 11th of his career. For **Borland**, it marked his first career FR. Trailing 21-24 with 1:34 left in regulation and the 49ers facing a 4th-and-10, QB **Colin Kaepernick** connected with WR **Michael Crabtree** on a 51-yd. reception to the Saints 27-yd. line. That play set up the game-tying, 45-yd. FG by **Dawson**. The 51-yd. recept. by **Crabtree** marked his longest reception of the season ... **Kaepernick** hooked up with WR **Anquan Boldin** on a 15-yd. TD pass ... **Kaepernick** completed 14 of 32 pass atts. for 210 yds. and 1 TD. He has now thrown at least one TD pass in 16 straight games, the 2nd longest streak by a quarterback in franchise history. [Steve Young - 18: (10/9/94 - 11/26/95)] ... **Boldin** recorded 6 repts. for 95 rec. yds. and 1 TD. He now has 635 rec. yds. this season, becoming one of 12 players in NFL history to register 12 seasons with 600-or-more rec. yds. He is also one of only five players in NFL history to reach the mark in 12 straight seasons, and one of only two players to do it in each of his first 12 seasons, joining WR Jerry Rice ... RB **Frank Gore** had 23 carries for 81 yds. and 1 TD, marking his 2nd rushing TD of the season and 62nd of his career. The **49ers** improved to 38-7-1 when **Gore** has 20-or-more carries in a single game ... **Gore** moved past RBs Eddie George and Tiki Barber for the 24th most rushing yds. in NFL history ... RB **Carlos Hyde** added 4 carries for 36 yds. (9.0 avg.) and 1 TD ... S **Antoine Bethea** picked off Brees on the opening drive of the game. **Bethea** now has 3 INTs on the season and 17 for his career. This marks the 3rd time in his career that he registered an INT in consecutive games. [at Car. (10/28/07) & vs. NE (11/4/07); at Mia. (9/21/09) & at Arz. (9/27/09)]. CB **Chris Culliver** notched his first INT of the season, and 4th of his career, just before halftime. DT **Quinton Dial** registered his first career sack in overtime.

	1st	2nd	3rd	4th	OT	Pts
San Francisco	14	7	0	3	3	27
New Orleans	3	7	7	7	0	24

**SF** - F. Gore, 4 run (P. Dawson) (3-19, 1:05)  
**SF** - C. Hyde, 9 run (P. Dawson) (13-79, 7:15)  
**NO** - S. Graham, 40 FG (10-54, 4:14)  
**NO** - B. Cooks, 31 pass from D. Brees (S. Graham) (5-60, 2:38)  
**SF** - A. Boldin, 15 pass from C. Kaepernick (P. Dawson) (8-80, 4:28)  
**NO** - J. Graham, 11 pass from D. Brees (S. Graham) (10-64, 3:55)  
**NO** - J. Graham, 2 pass from D. Brees (S. Graham) (12-80, 5:23)  
**SF** - P. Dawson, 45 FG (8-51, 1:08)  
**SF** - P. Dawson, 35 FG (1-0, 0:04)

TEAM STATISTICS	SF	NO
First Downs	21	23
Net Yards Gained	330	423
Rushes/Yards	32/144	31/136
Net Yards Passing	186	287
Att/Comp/INT	32/14/0	47/28/2
Sacked/Yards Lost	4/24	2/5
Punts/Average	7/44.7	6/49.8
Fumbles/Lost	1/1	2/1
Penalties/Yards	2/15	6/43
Time of Possession	33:46	36:00
3rd Down Efficiency	6/15 (40%)	8/18 (44%)

**RUSHING: 49ERS** - F. Gore 23-81-1 TD, C. Hyde 4-36-1 TD, C. Kaepernick 4-24, B. Miller 1-3 ... **SAINTS** - M. Ingram 27-120, T. Cadet 2-9, D. Brees 2-7.

**RECEIVING: 49ERS** - A. Boldin 6-95-1 TD, M. Crabtree 3-62, S. Johnson 3-43, V. Davis 1-8, F. Gore 1-2 ... **SAINTS** - J. Graham 10-76-2 TDs, B. Cooks 5-90-1 TD, K. Stills 3-26, M. Ingram 3-19, T. Cadet 3-18, M. Colston 2-36, E. Lorig 1-14, B. Watson 1-13.

**PASSING: 49ERS** - C. Kaepernick 32-14-210-0-1 TD ... **SAINTS** - D. Brees 47-28-292-2-3 TDs.

**INTs: 49ERS** - None ... **SAINTS** - C. Culliver 1-29, A. Bethea 1-22.

**SACKS: 49ERS** - A. Brooks 1-0, Q. Dial 1-5 ... **SAINTS** - R. Humber 1-7, P. Haralson 1-6, C. Jordan 1-9, T. Walker 1-2.

**49ERS TURNOVER RATIO: +2** (SF: 1 fumble, 0 INTs/NO: 1 fumble, 2 INTs).

**Playing Surface:** Turf

**Time:** 3:38

**Attendance:** 73,129







## SUNDAY, NOVEMBER 16 SAN FRANCISCO 16, NEW YORK GIANTS 10 METLIFE STADIUM



A five-interception performance by San Francisco's defense helped propel the 49ers past the Giants, 16-10, at MetLife Stadium. The Giants capitalized on an early 49ers turnover on their opening drive when QB Eli Manning found TE Larry Donnell on a 19-yd. TD pass. Following the score, San Francisco drove 67 yds. on 11 plays before K Phil Dawson connected on a 31-yd. FG to bring the score to 7-3. San Francisco forced a three-and-out on New York's ensuing drive and responded with a 37-yd. FG by Dawson. Down 6-7, LB Chris Borland intercepted Manning's pass intended for WR Odell Beckham and returned it 12 yds. to the Giants 29-yd. line. The turnover led to Dawson's third FG of the day, a 44-yd. FG, to give the 49ers a 9-7 lead with 7:34 left in the first half. On New York's next possession, Manning was intercepted by LB Michael Wilhoite at the 49ers 17-yd. line. Along with Borland, they became the first pair of 49ers LBs to register an INT in the same game since 11/12/95 at Carolina. The 49ers defense forced its second three-and-out of the game to open the second half. Two plays later, QB Colin Kaepernick threw a 48-yd. TD pass to WR Michael Crabtree, giving the 49ers a 16-7 advantage. It marked Crabtree's 26th career TD receipt and 4th of the season. The Giants drove 34 yds. on their next possession and capped off the drive with a 34-yd. FG to make it a one-possession game. The Giants successfully recovered an onside kick before S Eric Reid intercepted Manning's first pass of the series. One drive later, San Francisco's defense held on a 4th-and-1 play to regain possession with 0:22 left in the 3rd qtr. With 13:59 left in the game, New York drove down to San Francisco's 32-yd. line before CB Chris Culliver intercepted Manning's pass intended for TE Rueben Randle. Following a 49ers punt, the Giants took over at the 6:18 mark and drove to the 49ers 4-yd. line. On 4th-and-goal, Manning and the Giants went for the go-ahead TD but failed to convert when Borland recorded his 2nd INT of the game, and 5th INT for the 49ers defense. It marked the first time the 49ers have notched 5-or-more INTs in a game since 11/12/09 vs. Chicago. Under head coach Jim Harbaugh, the 49ers improved to 21-9 on the road in the regular season. The team's .700 winning pct. is the best in the NFL over that time span.

**NOTES:** The **49ers** improved to 21-9 on the road in the regular season under head coach **Jim Harbaugh**. **San Francisco's** .700 winning pct. on the road is the best in the NFL over that time span. The **49ers** won back-to-back road games in which both contests started at 10:00 a.m. PT for the second time under **Harbaugh** [at Cin. (9/25/11) and at Phi. (10/2/11)]. Since 2011, **San Francisco** is 10-2 in games starting at 10:00 am PT ... The **49ers defense** registered 5 INTs against Giants QB Eli Manning ... This marked the first time the **49ers** have notched 5 INTs in a game since 11/12/09 vs. Chi. (5 INTs - QB Jay Cutler). LB **Chris Borland** recorded 2 INTs, the 1st and 2nd of his career. He joins LB Ken Norton Jr. as the only 49ers LBs with two INTs in a game over the past 40 years. **Borland's** INT was the first by a 49ers rookie LB since 1/6/02 at NO (LB Jamie Winborn picked off Saints QB Aaron Brooks) and the first rookie LB in franchise history with 2 INTs in a game. LB **Michael Wilhoite** picked off Manning in the red zone, marking his first career INT. S **Eric Reid** tallied his 2nd INT of the season, 6th of his career, picking off Manning. CB **Chris Culliver** picked off Manning to mark his 2nd INT of the season, 5th of his career. Including his INT last week at NO (11/9/14), **Culliver** has registered an INT in consecutive weeks for the first time in his career ... With INTs by both **Borland** and **Wilhoite**, it marked the first the 49ers had two LBs register an INT in the same game since 11/12/95 at Dal. (LB Rickey Jackson and LB Lee Woodall) ... DT **Ray McDonald** sacked and stripped the ball from Manning. It marked his first sack of the season and 17.5 of his career. It also marked **McDonald's** first FF of the season and 4th of his career ... LB **Aaron Lynch** also brought down Manning, marking his 3rd sack of the season ... RB **Frank Gore** had 19 carries for 95 yds. to move past RB Thomas Jones and RB Jamal Lewis for the 22nd most rushing yds. in NFL history ... WR **Anquan Boldin** registered 5 receptions, for 53 yds. on the day. He now has 12,032 career receiving yds., becoming the 24th player in NFL history to reach 12,000 rec. yds. ... WR **Michael Crabtree** scored on a 48-yd. catch and run from QB **Colin Kaepernick**. It marked **Crabtree's** 4th TD of the season and 26th of his career ... **Kaepernick** completed 15 of 29 pass atts. for 193 yds. and 1 TD. He has now thrown at least one TD pass in 17 straight games, the 2nd longest streak by a quarterback in franchise history. [Steve Young - 18: (10/9/94 - 11/26/95)] ... K **Phil Dawson** connected on all 3 FGAs (31, 37, 44) in the first half. This marks the 8th time **Dawson** has hit 3-or-more FGs in the first half [last time: 12/8/13 vs. Sea. (23, 48, 52)].

	1st	2nd	3rd	4th	Pts
<b>San Francisco</b>	3	6	7	0	16
<b>New York Giants</b>	7	0	3	0	10

**NYG** - L. Donnell, 19 pass from E. Manning (J. Brown) (5-63, 2:10)  
**SF** - P. Dawson, 31 FG (11-67, 5:55)  
**SF** - P. Dawson, 37 FG (10-42, 4:45)  
**SF** - P. Dawson, 44 FG (4-3, 0:54)  
**SF** - M. Crabtree, 48 pass from C. Kaepernick (P. Dawson) (3-59, 1:01)  
**NYG** - J. Brown, 43 FG (8-34, 3:20)

TEAM STATISTICS	SF	NYG
First Downs	20	17
Net Yards Gained	333	330
Rushes/Yards	37/148	21/65
Net Yards Passing	185	265
Att/Comp/INT	30/15/0	45/22/5
Sacked/Yards Lost	1/8	2/15
Punts/Average	4/46.8	3/43.0
Fumbles/Lost	3/1	1/0
Penalties/Yards	4/35	3/54
Time of Possession	34:59	25:01
3rd Down Efficiency	6/14 (43%)	6/15 (40%)

**RUSHING: 49ERS** - F. Gore 19-95, C. Hyde 9-25, C. Kaepernick 8-24, V. Davis 1-4 ... **GIANTS** - R. Jennings 18-59, H. Hynoski 1-4, A. Williams 2-2.

**RECEIVING: 49ERS** - A. Boldin 5-53, M. Crabtree 3-85-1 TD, F. Gore 2-19, B. Miller 2-16, S. Johnson 1-8, V. Davis 1-7, C. Hyde 1-5 ... **GIANTS** - R. Randle 7-112, O. Beckham, 6-93, R. Jennings 4-8, L. Donnell 3-54-1 TD, P. Parker 1-9, A. Williams 1-4.

**PASSING: 49ERS** - C. Kaepernick 29-15-193-0-1 TD, A. Lee 1-0-0-0-0 ... **GIANTS** - E. Manning 45-22-280-5-1 TD.

**INTs: 49ERS** - C. Borland 2-12, E. Reid 1-17, M. Wilhoite 1-1, C. Culliver 1-1 ... **GIANTS** - None.

**SACKS: 49ERS** - R. McDonald 1-6, A. Lynch 1-9 ... **GIANTS** - R. Ayers 1-8.

**49ERS TURNOVER RATIO: +4** (SF: 1 fumble, 0 INTs/NYG: 0 fumbles, 5 INTs).

**Weather:** Cloudy  
**Temperature:** 42 degrees  
**Wind:** Southwest 0 mph  
**Playing Surface:** Turf  
**Time:** 3:08  
**Attendance:** 80,352





## SUNDAY, NOVEMBER 23 WASHINGTON 13, SAN FRANCISCO 17 LEVI'S® STADIUM



The 49ers used a five-sack performance to oust the Redskins, 17-13, at Levi's® Stadium to win their third-consecutive game and sweep the NFC East on the season. After a three-and-out to begin the game for the Redskins, the 49ers capitalized on good field position and drove 59 yds. on five plays and capped off the possession with a 30-yd. TD pass from QB Colin Kaepernick to WR Anquan Boldin. Up 7-0, San Francisco's defense recorded two sacks and held Washington scoreless in the 1st qtr. The Redskins began their second drive of the 2nd qtr. on their own 39-yd. line and put together a 10-play, 61-yd. drive that ended with a rushing TD by RB Alfred Morris to tie the game at 7-7 with 5:33 left to play in the half. San Francisco took advantage of their final drive of the quarter, marching 70 yds. on 12 plays before K Phil Dawson connected on a 41-yd. FG to give the 49ers a 10-7 lead heading into halftime. With 4:49 remaining in the 3rd qtr., the Redskins tied the game with a 27-yd. FG by K Kai Forbath. Both teams exchanged possessions before Washington took over on San Francisco's 36-yd. line following a fumble recovery. The 49ers defense held the Redskins to a 46-yd. FG by Forbath. Down 10-13, San Francisco began its next drive on its own 25-yd. line. Kaepernick found Boldin for a 29-yd. reception before Redskins S Ryan Clark was flagged with a 15-yd. unnecessary roughness penalty. Two plays later with 3:03 remaining in the game, RB Carlos Hyde found the end zone for a 4-yd, game-winning TD to give the 49ers a late 17-13 lead. On the Redskins final drive, DT Justin Smith sacked and stripped QB Robert Griffin III and the ball was recovered by LB Ahmad Brooks.

**NOTES:** The **49ers** improved to 22-6-1 at home in the regular season under head coach **Jim Harbaugh**. The **49ers** improved to 3-2 all-time at Levi's® Stadium. The **49ers** improved to 20-10-1 against the Washington Redskins all-time. The **49ers** improved to 3-0 against the Redskins in the regular season under **Harbaugh**. Since 2011, the **49ers** improved to 8-2 against the NFC East, 32-12-1 vs. the NFC and 9-4-1 in the month of November. The **49ers** improved to 19-2 when QB **Colin Kaepernick** records a passer rating of 90.0 or higher ... WR **Anquan Boldin** registered 9 recpts. for 137 yds. and 1 TD ... On the 49ers game winning TD drive in the 4th qtr., **Boldin** registered 3 recpts. for 49 yds., helping set up the 4-yd. TD run by RB **Carlos Hyde** ... With 137 rec. yds. on the day, **Boldin** moved past Derrick Mason, Hines Ward and Charlie Joiner and now has the 20th most rec. yds. in NFL history. **Boldin** now has registered at least one TD recpt. in each of his last five games against the Redskins. Today marked **Boldin's** 36th career game with 100-or-more rec. yds., the 7th-most among all active players in the NFL ... **Kaepernick** completed 20 of 29 pass atts. for 256 yds., 1 TD, 1 INT and a QB rating of 93.5. He has now thrown at least one TD pass in 18 straight games, tying the franchise record for the most consecutive games with a TD pass [Steve Young - 18: (10/9/94 - 11/26/95)] ... **Hyde** registered the game winning score on a 4-yd. TD run late in the 4th qtr. **Hyde's** score capped off a 8-play, 75-yd. drive ... The **49ers defense** held Washington to just 77 net passing yds., the fewest allowed by the team since 11/25/13 (76 net passing yds. at Was.). The **49ers defense** registered 5.0 sacks of Redskins QB Robert Griffin III, tied for the most in a single game by the team this season [at StL (10/13)]. It marks the first game this season in which the team had at least four players register a sack ... Making his first start of the season, LB **Aldon Smith** registered 2.0 sacks. It marked his 13th game with 2.0-or-more sacks and the first since 12/15/13 at TB (2.0 sacks) ... DT **Ray McDonald** registered 1.0 sack for 7 yds, marking his 2nd sack of the season. He now has 18.5 career sacks and, including his sack at NYG (11/16/14), he has now registered a sack in back-to-back games for the 5th time in his career [last vs StL (12/1/13) and vs. Sea. (12/8/13)] ... Late in the 4th qtr. with a three-point lead, DT **Justin Smith** sacked Griffin and striped the ball ... The loose ball was caught by LB **Ahmad Brooks**, sealing the victory. It marked **Smith's** 2nd FF and **Brooks'** 1st FR of the season ... LB **Aaron Lynch** registered 1.0 sack, his 4th sack of the season. **Lynch's** 4.0 sacks are tied for the 2nd-most by a rookie in the NFL this season (StL DT Aaron Donald - 5.0; Min. LB Anthony Barr - 4.0). He now ranks t-2nd for the most sacks by a 49ers rookie LB since sacks became an official statistic in 1982 ... According to NFL Gamebook statistics, LB **Chris Borland** led the team with 8 tackles. He has now registered 65 tackles this season, according to the Gamebook statistics, which is the 6th-most among all rookies in franchise history.

	1st	2nd	3rd	4th	Pts
Washington	0	7	3	3	13
San Francisco	7	3	0	7	17

**SF** - A. Boldin, 31 pass from C. Kaepernick (P. Dawson) (5-59, 2:18)  
**WAS** - A. Morris, 1 run (K. Forbath) (10-61, 5:48)  
**SF** - P. Dawson, 41 FG (12-70, 5:33)  
**WAS** - K. Forbath, 27 FG (7-69, 4:18)  
**WAS** - K. Forbath, 46 FG (4-8, 2:21)  
**SF** - C. Hyde, 4 run (P. Dawson) (8-75, 4:43)

TEAM STATISTICS	WAS	SF
First Downs	12	16
Net Yards Gained	213	312
Rushes/Yards	27/136	29/66
Net Yards Passing	77	246
Att/Comp/INT	20/11/0	29/20/1
Sacked/Yards Lost	5/29	2/10
Punts/Average	8/46.6	6/50.3
Fumbles/Lost	1/1	3/2
Penalties/Yards	7/53	5/47
Time of Possession	29:55	30:05
3rd Down Efficiency	2/13 (15%)	5/13 (38%)

**RUSHING: REDSKINS** - A. Morris 21-125-1 TD, R. Griffin 4-11, D. Young 2-0 ... **49ERS** - F. Gore 13-36, C. Hyde 7-16-1 TD, C. Kaepernick 9-14.

**RECEIVING: REDSKINS** - P. Garcon 3-34, D. Jackson 2-39, R. Helu 2-9, N. Paul 1-11, A. Roberts 1-7, A. Morris 1-5, L. Paulsen 1-1 ... **49ERS** - A. Boldin 9-137-1 TD, M. Crabtree 5-58, B. Miller 3-40, V. Davis 3-21.

**PASSING: REDSKINS** - R. Griffin 19-11-106-0-0 TDs, P. Garcon 1-0-0-0-0 TDs ... **49ERS** - C. Kaepernick 29-20-256-1-1 TD.

**INTs: REDSKINS** - G. Ducre 1-7 ... **49ERS** - None.

**SACKS: REDSKINS** - J. Hatcher 1-6, R. Kerrigan 1-4 ... **49ERS** - A. Smith 2-16, R. McDonald 1-7, J. Smith 1-3, A. Lynch 1-3.

**49ERS TURNOVER RATIO: -2 (WAS: 1 fumble, 0 INTs/SF: 2 fumbles, 1 INT).**

**Weather:** Cloudy  
**Temperature:** 62 degrees  
**Wind:** West northwest 9 mph  
**Playing Surface:** Natural grass  
**Time:** 2:56  
**Attendance:** 70,799







## THURSDAY, NOVEMBER 27 SEATTLE 19, SAN FRANCISCO 3 LEVI'S® STADIUM



The 49ers fell to the Seahawks in a battle-tested contest at Levi's® Stadium, 19-3, on NBC's *Sunday Night Football*. With 5:29 remaining in the 1st qtr., Seattle pieced together a 7-play, 45-yd. drive that was capped off by a 13-yd. TD pass from QB Russell Wilson to RB Robert Turbin. The Seahawks scored six more unanswered points in the 2nd qtr. following a pair of field goals by K Steve Hauschka. Seattle's opening drive in the second half resulted in points when Hauschka connected on a 35-yd. FG, his third of the evening. Down 16-0, the 49ers offense found its rhythm and drove 59 yds. on 12 plays before K Phil Dawson connected on a 40-yd. FG to bring the score to 16-3 heading into the 4th qtr. On Seattle's first drive of the final quarter, Hauschka converted his fourth field goal attempt from 46 yds. to give the Seahawks a 19-3 lead. The 49ers defense finished the game with 4.0 sacks, including one sack by LB Aaron Lynch. He now has the second-most sacks by a 49ers rookie LB since sacks became an official statistic in 1982. LB Chris Borland finished the evening with a game-high 15 tackles. His 80 tackles on the year are the second-most in a season among all rookies in franchise history.

**NOTES:** The **49ers defense** tallied 4.0 sacks on Seahawks QB Russell Wilson. LB **Ahmad Brooks** registered 1.0 sack of Wilson. It marked his 5th sack of the season and 40th of his career. DT **Justin Smith** registered his 5th sack of the season, dropping Wilson for a 1-yd. loss in the 3rd qtr. He now has at least 5.0 sacks in a single season for the 12th time in his career. DT **Tony Jerod-Eddie** notched his first career sack and FF, strip-sacking Wilson for a 4-yd. loss. LB **Aaron Lynch** registered 1.0 sack. It marked his 3rd consecutive game with a sack and 5th sack of the season. He now has the 2nd most sacks by a 49ers rookie LB since sacks became an official statistic in 1982. According to NFL Gamebook statistics, LB **Chris Borland** has registered 80 tackles this season, including a game-high 15 vs. Sea., which is the 2nd most among all rookies in franchise history.

	1st	2nd	3rd	4th	Pts
<b>Seattle</b>	7	6	3	3	19
<b>San Francisco</b>	0	0	3	0	3

**SEA** – R. Turbin, 13 pass from R. Wilson (S. Hauschka) (7-45, 4:00)  
**SEA** – S. Hauschka, 21 FG (7-63, 2:38)  
**SEA** – S. Hauschka, 36 FG (5-42, 3:20)  
**SEA** – S. Hauschka, 35 FG (5-42, 3:20)  
**SF** – P. Dawson, 40 FG (12-59, 6:59)  
**SEA** – S. Hauschka, 46 FG (10-52, 5:55)

<b>TEAM STATISTICS</b>	<b>SEA</b>	<b>SF</b>
First Downs	16	16
Net Yards Gained	379	164
Rushes/Yards	34/157	18/64
Net Yards Passing	222	100
Att/Comp/INT	22/15/0	29/16/2
Sacked/Yards Lost	4/14	4/21
Punts/Average	4/44.5	5/47.6
Fumbles/Lost	3/0	1/1
Penalties/Yards	14/105	3/20
Time of Possession	35:19	24:41
3rd Down Efficiency	5/14 (36%)	4/11 (36%)

**RUSHING: SEAHAWKS** – M. Lynch 20-104, R. Wilson 7-35, C. Michael 3-10, R. Turbin 4-8 ... **49ERS** – F. Gore 10-28, C. Hyde 5-19, C. Kaepernick 3-17.

**RECEIVING: SEAHAWKS** – L. Willson 4-39, J. Kearse 3-34, R. Turbin 2-47-1 TD, D. Baldwin 2-28, T. Moeaki 1-63, C. Michael 1-12, M. Lynch 1-7, P. Richardson 1-6 ... **49ERS** – C. Hyde 3-38, S. Johnson 3-28, A. Boldin 3-18, M. Crabtree 3-10, V. Davis 2-13, F. Gore 1-8, B. Lloyd 1-6.

**PASSING: SEAHAWKS** – R. Willson 22-15-236-0-1 TD ... **49ERS** – C. Kaepernick 29-16-121-2-0 TDs.

**INTs: SEAHAWKS** – R. Sherman 2-6 ... **49ERS** – None.

**SACKS: SEAHAWKS** – K. Wright 1-5, M. Bennett 1-3, B. Irvin 1-6, C. Avril 1-7 ... **49ERS** – A. Lynch 1-8, A. Brooks 1-1, J. Smith 1-1, Team 1-4.

**49ERS TURNOVER RATIO: -3 (SEA: 0 fumbles, 0 INTs/SF: 1 fumble, 2 INTs).**

**Weather:** Clear  
**Temperature:** 68 degrees  
**Wind:** Calm 0 mph  
**Playing Surface:** Natural grass  
**Time:** 3:01  
**Attendance:** 70,799





## SUNDAY, DECEMBER 7 SAN FRANCISCO 13, OAKLAND 24 O. CO COLISEUM



The 49ers fell to the Raiders at the O.co Coliseum, 13–24, dropping to 7–6 on the season. An opening takeaway by Oakland's defense led to a 57–yd. FG by K Sebastian Janikowski to give the Raiders a 3–0 lead. Following consecutive punts by both teams, QB Colin Kaepernick led a 7–play, 60–yd. drive that was capped off by an 8–yd. TD pass to FB Bruce Miller. It marked Miller's 1st TD recept. of the season and 2nd of his career. On Oakland's next drive, QB Derek Carr threw a 3–yd. TD pass to T Donald Penn to regain the lead. On the final drive of the half, San Francisco's offense began at its own 9–yd. line and drove 57 yds. before K Phil Dawson connected on a 52–yd. FG to tie the game at 10–10 heading into the 3rd qtr. Dawson's 70.2 career FG percentage from 50–or–more yds. ranks 4th in NFL history. The 49ers defense forced a three–and–out to begin the second half, and the offense moved the ball 44 yds. on 9 plays before Dawson kicked the go–ahead FG from 20 yds. out. On the next Oakland possession, Carr found FB Marcel Reese on a 9–yd. TD pass to give the Raiders a 17–13 lead. Following a 49ers punt, Carr found the end zone for a second consecutive drive on a 5–yd. TD pass to TE Mychal Rivera to give the Raiders a 24–13 victory.

**NOTES:** QB **Colin Kaepernick** connected with FB **Bruce Miller** on an 8–yd. TD pass in the 1st qtr. It marked **Miller's** 1st TD recept. of the season and 2nd of his career. It was his first TD recept. since his rookie season [at Was. (11/6/11)] ... According to NFL Gamebook statistics, LB **Chris Borland** has registered 93 tackles this season, including a game–high 13 vs. Oak. His 93 tackles are the 2nd–most by a 49ers rookie in franchise history ... LB **Dan Skuta** notched his 3rd sack of the season, bringing down Raiders QB Derek Carr. He now has 3.5 career sacks ... K **Phil Dawson** connected on 2 of 3 FGAs, hitting from 52 and 20 yds. In his career, **Dawson** has now made 33 of 47 FGAs from 50–or–more yds. His 70.2 FG pct. from 50–or–more yds. ranks 4th in NFL history (min. 20 FGs made) [Matt Prater – 24 of 32 (75.0 pct.); Jeff Wilkins – 26 of 36 (72.2 pct.); Rob Bironas – 24 of 34 (70.6 pct.)].

	1st	2nd	3rd	4th	Pts
<b>San Francisco</b>	7	3	3	0	13
<b>Oakland</b>	3	7	7	7	24

**OAK** – S. Janikowski, 57 FG (7–12, 3:05)  
**SF** – B. Miller, 8 pass from C. Kaepernick (P. Dawson) (7–60, 4:01)  
**OAK** – D. Penn, 3 pass from D. Carr (S. Janikowski) (11–74, 6:09)  
**SF** – P. Dawson, 52 FG (9–57, 1:41)  
**SF** – P. Dawson, 20 FG (9–44, 4:21)  
**OAK** – M. Reece, 9 pass from D. Carr (S. Janikowski) (8–80, 4:25)  
**OAK** – M. Rivera, 5 pass from D. Carr (S. Janikowski) (11–80, 6:23)

TEAM STATISTICS	SF	OAK
First Downs	18	19
Net Yards Gained	248	330
Rushes/Yards	18/97	31/85
Net Yards Passing	151	245
Att/Comp/INT	33/18/2	28/22/0
Sacked/Yards Lost	5/23	1/9
Punts/Average	4/52.5	5/46.8
Fumbles/Lost	0/0	0/0
Penalties/Yards	7/50	10/84
Time of Possession	27:05	32:55
3rd Down Efficiency	3/11 (27%)	6/13 (46%)

**RUSHING: 49ERS** – F. Gore 12–63, C. Kaepernick 3–26, C. Hyde 2–4, A. Boldin 1–4 ... **RAIDERS** – L. Murray 23–76, D. McFadden 4–5, D. Carr 2–2, M. Reece 2–2.

**RECEIVING: 49ERS** – M. Crabtree 9–56, A. Boldin 4–54, V. Davis 2–26, G. Celek 1–22, B. Miller 1–8–1 TD, C. Hyde 1–8 ... **RAIDERS** – M. Rivera 7–109–1 TD, M. Reece 7–64–1 TD, A. Holmes 2–38, J. Jones 2–11, L. Murray 2–9, V. Brown 1–20, D. Penn 1–3–1 TD.

**PASSING: 49ERS** – C. Kaepernick 33–18–174–2–1 TD ... **RAIDERS** – D. Carr 28–22–254–0–3 TDs.

**INTs: 49ERS** – None ... **RAIDERS** – C. Woodson 1–3, B. Ross 1–0.

**SACKS: 49ERS** – D. Skuta 1–9 ... **RAIDERS** – K. Mack 2–14, A. Smith 2–7, B. Mayowa 1–2.

**49ERS TURNOVER RATIO: –2** (SF: 0 fumbles, 2 INTs/OAK: 0 fumbles, 0 INTs).

**Weather:** Overcast  
**Temperature:** 63 degrees  
**Wind:** Calm No Wind mph  
**Playing Surface:** Grass  
**Time:** 3:04  
**Attendance:** 55,300



# SAN FRANCISCO 49ERS



## SUNDAY, DECEMBER 14 SAN FRANCISCO 7, SEATTLE 17 CENTURYLINK FIELD



San Francisco dropped a tight, NFC West contest versus Seattle, 17–7, at CenturyLink Field. The Seahawks found points first on a 38–yd. FG by K Steven Hauschka in the 1st qtr. Down 3–0, the 49ers responded with a lengthy, 11–play, 85–yd. drive that was capped off by a 10–yd. TD run by RB Frank Gore. The TD marked Gore's third of the season and 63rd of his career. San Francisco's defense would not allow another point in the first half on its way to recording a season–high 3.0 sacks of QB Russell Wilson through the first two quarters. As time expired in the first half, S Eric Reid intercepted Wilson and returned the pick 73–yds. to retain the lead, 7–3, going into halftime. Following punts by both teams to begin the 3rd qtr., Seattle drove 60 yds. on 10 plays before RB Marshawn Lynch found the end zone on a 4–yd. TD run to give the Seahawks a 10–7 lead. The 49ers were unable to counter with a scoring drive of their own and were forced to punt on their next possession. On Seattle's opening drive of the 4th qtr., Wilson orchestrated a 6–play, 44–yd. drive that resulted in a 10–yd. TD pass to WR Paul Richardson to extend the Seahawks' lead, 17–7. Despite a 14–play, 55–yd. drive, the 49ers were unable to close the gap and fell to Seattle, 17–7. The 49ers defense finished the game recording 5.0 sacks, tying the season–high mark.

**NOTES:** The **49ers** registered 5.0 sacks of Seahawks QB Russell Wilson, tying the single–game high for the team this season [5.0 sacks at StL (10/13/14); 5.0 sacks vs. Was. (11/23/14)] ... LB **Ahmad Brooks** registered 1.0 sack for 3 yds., marking his team–leading 6th sack of the season. He now has 41.0 sacks in his career ... LB **Dan Skuta** brought down Wilson for a 2–yd. loss. **Skuta** now has 4.0 sacks on the season and 4.5 for his career and has now registered a sack in back–to–back games for the first time in his career ... DT **Ray McDonald** registered 1.0 sack for 9 yds., marking his 3rd sack of the season. He now has 19.5 career sacks ... DT **Tank Carradine** registered 2.0 sacks of Wilson, marking his first, two career sacks ... As time expired in the first half, S **Eric Reid** intercepted Seahawks Wilson for his 3rd INT of the season and 7th of his career, and returned the pick 73 yds. **Reid's** 73 INT return yds. was the longest INT return of his career and the longest by the 49ers since LB **NaVorro Bowman's** 89–yd. INT return vs. Atl. (12/23/13) ... The **49ers** rushed for 140 yds. and 1 TD on 32 carries (4.4 avg.) ... RB **Frank Gore** capped off an 11–play 85–yd. drive with a 10–yd. TD run on 4th and 1. This marked **Gore's** 3rd rushing TD of the season and 63rd of his career ... RB **Carlos Hyde** rushed for 55 yds. on 6 carries (9.2 avg.), setting a new single–game career high [50 yds. at Dal. (9/7/14)] ... FB **Bruce Miller** registered 4 repts., for 56 yds., tying his career high in both categories [4 repts. at Cin. (9/25/11); 4 repts. at TB (12/15/13)]; [56 rec. yds. at Jax. (10/27/13)].

	1st	2nd	3rd	4th	Pts
<b>San Francisco</b>	0	7	0	0	7
<b>Seattle</b>	3	0	7	7	17

**SEA** – S. Hauschka, 38 FG (9–62, 3:02)  
**SF** – F. Gore, 10 run (P. Dawson) (11–85, 5:18)  
**SEA** – M. Lynch, 4 run (S. Hauschka) (10–60, 5:21)  
**SEA** – P. Richardson, 10 pass from R. Wilson (S. Hauschka) (6–44, 2:25)

TEAM STATISTICS	SF	SEA
First Downs	14	18
Net Yards Gained	245	290
Rushes/Yards	32/140	32/152
Net Yards Passing	105	138
Att/Comp/INT	19/11/0	24/12/1
Sacked/Yards Lost	6/36	5/30
Punts/Average	5/43.4	4/48.0
Fumbles/Lost	0/0	0/0
Penalties/Yards	8/78	7/50
Time of Possession	31:02	28:58
3rd Down Efficiency	6/15 (40%)	8/14 (57%)

**RUSHING: 49ERS** – C. Hyde 6–55, C. Kaepernick 9–46, F. Gore 11–29–1 TD, Alf. Smith 4–6, B. Miller 2–4 ... **SEAHAWKS** – M. Lynch 21–91–1 TD, R. Turbin 5–33, R. Wilson 5–27, C. Michael 1–1.

**RECEIVING: 49ERS** – B. Miller 4–56, M. Crabtree 3–19, A. Boldin 2–23, G. Celek 1–31, B. Lloyd 1–12 ... **SEAHAWKS** – J. Kears 5–78, D. Baldwin 3–53, P. Richardson 3–30–1 TD, M. Lynch 1–7.

**PASSING: 49ERS** – C. Kaepernick 19–11–141–0–0 TDs ... **SEAHAWKS** – R. Wilson 24–12–168–1–1 TD.

**INTs: 49ERS** – E. Reid 1–73 ... **SEAHAWKS** – None.

**SACKS: 49ERS** – T. Carradine 2–16, R. McDonald 1–9, A. Brooks 1–3, D. Skuta 1–2 ... **SEAHAWKS** – J. Hill 2–18, B. Irvin 1–8, B. Wagner 1–5, K. Wright 1–3, K. Williams 1–2.

**49ERS TURNOVER RATIO: +1** (SF: 0 fumbles, 0 INTs/SEA: 0 fumbles, 1 INT).

**Weather:** Sunny  
**Temperature:** 46 degrees  
**Wind:** Northwest 4 mph  
**Playing Surface:** Field Turf  
**Time:** 2:57  
**Attendance:** 68,526







## SATURDAY, DECEMBER 20 SAN DIEGO 38, SAN FRANCISCO 35 (OT) LEVI'S® STADIUM



San Francisco fell to San Diego, 38–35, in overtime in a game that saw the 49ers rush for a franchise–record 355 yds. On the opening drive of the game, RB Frank Gore ripped off a 52–yd. TD to give the 49ers an early 7–0 lead. Two possessions later, CB Perrish Cox intercepted QB Philip Rivers' pass intended for WR Seyi Ajirotutu, which marked his team–leading fifth INT of the season. Soon after, QB Colin Kaepernick drove the offense 67 yds. on 10 plays before finding WR Bruce Ellington on an 8–yd. TD pass. On San Diego's very next drive, S Antoine Bethea intercepted Rivers' pass and returned it 49 yds. for a TD to extend San Francisco's lead to 21–0. It marked the longest INT return of Bethea's career and the first TD of his career. The Chargers responded on their next drive, as Rivers led an 8–play, 73–yd. drive that was capped off by a 15–yd. TD pass to WR Eddie Royal. Up 21–7, the 49ers held the ball for the final possession of the first half. San Francisco converted a 3–and–1 from San Diego's 1–yd. line on a reverse to Ellington, who scored on a 1–yd. TD run. With the score, Ellington became the first 49er to record both a rushing TD and receiving TD in the same game since Gore vs. NO (9/20/10), and the first 49ers rookie to accomplish the feat since RB Amp Lee at Min. (12/13/92). On San Diego's third drive of the 3rd qtr., Rivers found TE Antonio Gates on a 1–yd. TD pass. Following a nullified 70–yd. TD pass to TE Vernon Davis on San Francisco's next drive, Kaepernick was sacked and stripped and the fumble was recovered by Corey Liuget in the end zone to cut the 49ers' lead to 28–21. Following the turnover, Kaepernick ran 90–yds. for a touchdown to give San Francisco a 35–21 lead. His run marked the second–longest TD run by a QB in NFL history. In the 4th qtr., Rivers connected with Gates for a 21–yd. TD pass to cut the lead to 35–28. One drive later, Rivers orchestrated a late, 14–play, 80–yd. drive that was capped off by an 11–yd. TD pass to WR Malcolm Floyd to tie the game with 0:32 remaining. The 49ers held the final possession of the game, but K Phil Dawson was unable to connect on a 60–yd. FG to win the game. In overtime, the Chargers capitalized on a 49ers turnover and K Nick Novak kicked a game–winning, 40–yd. FG to lead San Diego past San Francisco, 38–35.

**NOTES:** The 49ers rushed for 355 yds. on the night, setting the franchise record for the most rushing yards in a single game. The 49ers' 355 rushing yds. are the most by any team in the NFL since 11/4/07 (Min. – 378 yds. rushing vs. SD) ... RB **Frank Gore** (158 yds.) and QB **Colin Kaepernick** (151 yds.) became the first 49ers teammates to rush for over 100 yds. in the same game since 11/13/77 (Wilbur Jackson – 123 yds. and Delvin Williams – 110 yds.). **Gore** and **Kaepernick** also became the 4th pair of teammates to rush for 150+ yds. in a game in NFL history, and the first since 1976 ... **Gore** rushed for 158 yds. and 1 TD on 26 carries (6.1 avg.), the 5th–most rushing yds. in a game in his career. **Gore** now has 38 career 100–yd. games, the 2nd most among all active players in the NFL ... **Gore** had 129 yds. on 14 carries (9.2 avg.) in the first half. It marked the 11th time he has surpassed 100 rushing yds. in a single half and the first time since 9/26/13 at StL (107 yds.) ... **Gore** broke off a 52–yd. TD run on the first series of the game. It marked his 4th rushing TD of the season and 64th of his career. It was his longest rush since 10/16/11 at Det. (55 yds.) and his longest TD run since 11/1/09 at Ind. (64 yds.) ... According to the Elias Sports Bureau, **Gore** is the only player in the NFL to record a rushing TD and TD recept. of 50–or–more yds. this season [55–yd TD recept. vs. Phi. (9/28/14)] ... **Kaepernick** scored a TD on a 90–yd. rush in the 3rd qtr., marking the 2nd longest TD run by a QB in NFL history. It also marked the 2nd longest run in franchise history [96t – RB Garrison Hearst vs. NYJ (9/6/98)]. **Kaepernick** finished the game with 151 rushing yds. on 7 carries (21.6 avg.), the 3rd most in a game by a quarterback in NFL history (regular season) ... WR **Bruce Ellington** caught an 8–yd. TD recept. from **Kaepernick**. Late in the 2nd qtr., **Ellington** found the end zone on a 1–yd. TD run, marking his first–career rushing TD. **Ellington** became the first 49er to record a rushing TD and rec. TD in the same game since **Gore** vs. NO (9/20/10), and the first 49ers rookie since RB Amp Lee at Min. (12/13/92). The **49ers defense** registered 3 INTs for the third time this season [3 at Dal. (9/7/13); 5 at NYG (11/16/14)]. CB **Perrish Cox** intercepted a pass by Chargers QB Philip Rivers in the 1st qtr. It marked his team–leading 5th of the season and 6th of his career. S **Antoine Bethea** picked off Rivers in the 2nd qtr. and returned the INT 49 yds. for the TD. It marked the longest INT return of his career and his first career TD. CB **Chris Culliver** registered his 3rd INT of the season and 6th of his career ... LB **Dan Skuta** brought down Rivers for a 6–yd. loss, forcing a fumble, his 3rd FF of the season. **Skuta** now has 5.0 sacks on the season and 5.5 for his career and has registered a sack in three consecutive games for the first time in his career ... DT **Quinton Dial** registered his 2nd sack of the season.

	1st	2nd	3rd	4th	OT	Pts
San Diego	0	7	14	14	3	38
San Francisco	7	21	7	0	0	35

**SF** – F. Gore, 52 run (P. Dawson) (4–76, 1:48)  
**SF** – B. Ellington, 8 pass from C. Kaepernick (P. Dawson) (10–67, 5:32)  
**SF** – A. Bethea, 49 INT return (P. Dawson)  
**SD** – E. Royal, 15 pass from P. Rivers (N. Novak) (8–73, 5:11)  
**SF** – B. Ellington, 1 run (P. Dawson) (12–64, 5:03)  
**SD** – A. Gates, 1 pass from P. Rivers (N. Novak) (9–59, 3:26)  
**SD** – C. Liuget, fumble recovery in end zone (N. Novak)  
**SF** – C. Kaepernick, 90 run (P. Dawson) (2–94, 1:00)  
**SD** – A. Gates, 21 pass from P. Rivers (N. Novak) (9–85, 3:40)  
**SD** – M. Floyd, 11 pass from P. Rivers (N. Novak) (14–80, 3:01)  
**SD** – N. Novak, 40 FG (9–40, 4:00)

TEAM STATISTICS	SD	SF
First Downs	28	21
Net Yards Gained	446	447
Rushes/Yards	24/98	40/355
Net Yards Passing	348	92
Att/Comp/INT	54/33/3	24/15/0
Sacked/Yards Lost	2/8	2/22
Punts/Average	4/50.3	4/38.0
Fumbles/Lost	1/0	3/3
Penalties/Yards	8/38	9/92
Time of Possession	34:19	30:35
3rd Down Efficiency	8/16 (50%)	5/11 (45%)

**RUSHING: CHARGERS** – B. Oliver 13–53, R. Brown 7–33, D. Brown 4–12 ... **49ERS** – F. Gore 26–158–1 TD, C. Kaepernick 7–151–1 TD, Q. Patton 1–20, Alf. Smith 2–14, B. Ellington 3–12–1 TD, B. Miller 1–0.

**RECEIVING: CHARGERS** – E. Royal 10–94–1 TD, A. Gates 7–92–2 TDs, D. Inman 7–79, M. Floyd 4–50–1 TD, B. Oliver 3–28, R. Brown 1–9, D. Brown 1–4 ... **49ERS** – A. Boldin 7–61, B. Miller 2–22, Q. Patton 2–9, Alf. Smith 2–9, B. Ellington 1–8, M. Crabtree 1–5.

**PASSING: CHARGERS** – P. Rivers 54–33–356–3–4 TDs ... **49ERS** – C. Kaepernick 24–15–114–0–1 TD.

**INTs: CHARGERS** – None ... **49ERS** – A. Bethea 1–49–1 TD, C. Culliver 1–24, P. Cox 1–0.

**SACKS: CHARGERS** – M. Te'o 1–2, Ric. Matthews 0.5–10, D. Freeney 0.5–10 ... **49ERS** – Q. Dial 1–2, D. Skuta 1–6.

**49ERS TURNOVER RATIO: 0 (SD: 0 fumbles, 3 INTs/SF: 3 fumbles, 0 INTs).**

**Weather:** Cloudy  
**Temperature:** 61 degrees  
**Wind:** Southwest 5 mph  
**Playing Surface:** Natural grass  
**Time:** 3:51  
**Attendance:** 70,699





## SUNDAY, DECEMBER 28 ARIZONA 17, SAN FRANCISCO 20 LEVI'S® STADIUM



The 49ers topped the Cardinals in a clash of NFC West rivals, 20–17, in the final game of Levi's® Stadium's inaugural season. RB Frank Gore stole the show as he became the 20th running back in league history to reach 11,000 career rushing yds. and one of only 11 players in NFL history to have at least 8, 1,000–yd. seasons in NFL history. On the opening drive of the game, QB Ryan Lindley led the Cardinals on an 8–play, 80–yd. TD drive that was capped off by a 20–yd. TD pass to WR Michael Floyd. San Francisco struck three plays later, when QB Colin Kaepernick found WR Anquan Boldin on a 76–yd. TD pass to tie the game at 7–7. Three drives later, the 49ers took the lead following a 53–yd. FG by K Phil Dawson to at the start of the 2nd qtr. On Arizona's next drive, Lindley's pass intended for RB Robert Hughes was intercepted by LB Michael Wilhoite at the 49ers' 25–yd. line. Soon after, Kaepernick led an 8–play, 56–yd. drive, which included passes of 20–yds. and 35–yds., respectively, before Dawson put San Francisco ahead, 13–7, on a 37–yd. FG. The Cardinals responded with a 36–yd. FG of their own by K Chandler Catanzaro to bring Arizona within three. A three–and–out by the 49ers gave the Cardinals the ball with 0:58 remaining in the first half. Lindley threw a 41–yd. TD pass to Floyd in the waning seconds of the qtr. to give Arizona a 17–13 lead at halftime. With 6:08 left in the 3rd qtr., Kaepernick threw a 3–yd. TD pass to FB Bruce Miller to regain the lead, 20–17. The Cardinals got the ball back with two minutes remaining in the game. Two plays later, S Craig Dahl intercepted Lindley's pass intended for WR John Brown to seal the victory for the 49ers.

**NOTES:** The 49ers improved to 44–19–1 in the regular season under head coach **Jim Harbaugh**. The 49ers improved to 29–18 against the Arizona Cardinals all time. The 49ers improved to 7–2 against the Cardinals in the regular season under **Harbaugh**. Since 2011, the 49ers improved to 15–8–1 against the NFC West, 33–14–1 vs. the NFC and 12–6 in the month of December ... RB **Frank Gore** rushed for 144 yds. on 25 carries (5.8 avg.), marking his 4th, 100–yd. game of the season and the 39th of his career. **Gore** finished the season with 1,106 rushing yds., marking his 4th consecutive 1,000–yd. season and 8th of his career. He is one of only 11 players in NFL history to have at least 8, 1,000–yd. seasons in NFL history. With his performance today, **Gore** now has 11,073 rushing yds. in his career, becoming the 20th player in NFL history to surpass 11,000 yds. rushing. He also moved passed RB Warrick Dunn (10,967) for the 20th–most rushing yds. in NFL history. **Gore** is one of four players to rush for 11,000 yds. while playing their entire career with one team, joining Walter Payton, Barry Sanders and Jim Brown. **Gore** now has 39 career 100–yd. games, the 2nd most among all active players in the NFL. WR **Anquan Boldin** caught a 76–yd. TD pass from QB **Colin Kaepernick**. It marked the 2nd longest recept. of his career and the longest since 9/14/08 vs. Mia., as a member of the Arizona Cardinals (79–yd. TD). It also marked his 5th TD recept. of the season and 70th TD recept. of his career ... **Boldin** finished the season with 1,062 rec. yds. He became just the 4th player in franchise history to have multiple 1,000–yd. seasons with the 49ers (WR Jerry Rice – 12; WR Terrell Owens – 5; WR John Taylor – 2) and the first player to do so in his first two seasons with the team ... **Kaepernick** completed 15 of 26 pass atts. for 204 yds., 2 TDs and a passer rating of 108.5. His 76–yd. TD pass to **Boldin** marked the 2nd longest completion of his career [80t – at StL (10/13/14)] ... The 49ers improved to 15–1 when **Kaepernick** records a passer rating of 100.0 or higher ... FB **Bruce Miller** caught a 3–yd. TD pass from **Kaepernick**. It marked his 2nd TD recept. of the season and 3rd of his career ... DT **Tank Carradine** brought down Cardinals QB Ryan Lindley for an 8–yd. loss. **Carradine** finished the season with 3.0 sacks ... LB **Aaron Lynch** registered 1.0 sack of Lindley. It marked his 6th sack of the season, the 2nd most sacks by a 49ers rookie LB since sacks became an official statistic in 1982 ... LB **Michael Wilhoite** registered his second INT of the season, and his career, picking off a pass from Lindley ... CB **Chris Culliver** picked off Lindley in the 3rd qtr. It marked his 4th INT of the season and 7th of his career ... S **Craig Dahl** registered a victory–sealing INT late in the 4th qtr. It marked his 1st INT of the season and 5th of his career ... K **Phil Dawson** connected on 2 of 2 FG atts., from 53 yds. and 37 yds., respectively. **Dawson** has made 69.4 pct. (34 of 49) of his career FG atts. from 50–yds.–or–more, ranking 4th in NFL history [K Matt Prater – 75.0 (24 of 32); K Jeff Wilkins – 72.2 (26 of 36); K Rob Bironas – 70.6 (24 of 34)] (min. 20 made).

	1st	2nd	3rd	4th	Pts
Arizona	7	10	0	0	17
San Francisco	7	6	7	0	20

**ARZ** – M. Floyd, 20 pass from R. Lindley (C. Catanzaro) (8–80, 4:05)  
**SF** – A. Boldin, 76 pass from C. Kaepernick (P. Dawson) (3–78, 1:31)  
**SF** – P. Dawson, 53 FG (13–55, 5:55)  
**SF** – P. Dawson, 37 FG (8–56, 3:00)  
**ARZ** – C. Catanzaro, 36 FG (12–72, 4:29)  
**ARZ** – M. Floyd, 41 pass from R. Lindley (C. Catanzaro) (4–75, 0:22)  
**SF** – B. Miller, 3 pass from C. Kaepernick (P. Dawson) (10–82, 5:43)

TEAM STATISTICS	ARZ	SF
First Downs	26	18
Net Yards Gained	397	395
Rushes/Yards	25/98	33/206
Net Yards Passing	299	189
Att/Comp/INT	40/23/3	26/15/0
Sacked/Yards Lost	2/17	1/15
Punts/Average	3/35.7	4/49.0
Fumbles/Lost	0/0	0/0
Penalties/Yards	3/21	10/78
Time of Possession	30:36	29:24
3rd Down Efficiency	4/10 40(%)	5/12 (42%)

**RUSHING: CARDINALS** – K. Williams 17–67, S. Taylor 7–26, R. Hughes 1–5 ... **49ERS** – F. Gore 25–144, C. Kaepernick 7–63, Alf. Smith 1–(–1).

**RECEIVING: CARDINALS** – M. Floyd 8–153–2 TDs, J. Brown 4–51, M. Grice 3–2, D. Fells 2–39, L. Fitzgerald 2–29, R. Housler 1–20, R. Hughes 1–10, T. Ginn 1–6, J. Carlson 1–6 ... **49ERS** – M. Crabtree 4–41, B. Miller 3–17–1 TD, A. Boldin 2–81–1 TD, F. Gore 2–5, Q. Patton 1–35, B. Lloyd 1–14, V. Davis 1–9, Alf. Smith 1–2.

**PASSING: CARDINALS** – R. Lindley 39–23–316–3–2 TDs, M. Grice 1–0–0–0–0 TDs ... **49ERS** – C. Kaepernick 26–15–204–0–2 TDs.

**INTs: CARDINALS** – None ... **49ERS** – C. Culliver 1–7, M. Wilhoite 1–0, C. Dahl 1–0.

**SACKS: CARDINALS** – S. Acho 1–15 ... **49ERS** – T. Carradine 1–8, A. Lynch 1–9.

**49ERS TURNOVER RATIO: +3 (ARZ: 0 fumbles, 3 INTs/SF: 0 fumbles, 0 INTs).**

**Weather:** Sunny  
**Temperature:** 51 degrees  
**Wind:** Northwest 3 mph  
**Playing Surface:** Natural grass  
**Time:** 3:03  
**Attendance:** 70,699





# ALL-TIME REGULAR SEASON SERVICE

## MOST SEASONS PLAYED

Player	Seasons
1. John Brodie (1957–1973)	17
2. Jerry Rice (1985–2000)	16
Jimmy Johnson (1961–1976)	16
4. Charlie Krueger (1959–1973)	15
Len Rohde (1960–1974)	15

## MOST CONSECUTIVE GAMES PLAYED

Player	Games
1. Brian Jennings (2000–2012)	208
Len Rohde (1960–1974)	208
3. Jerry Rice (1985–2000)	189
4. Leo Nomellini (1950–1963)	174

## MOST REGULAR SEASON GAMES PLAYED

Player	Pos	Years	Seasons	Games
1. Jerry Rice	WR	1985–2000	16	238
2. Jimmy Johnson	DB/HB	1961–1976	16	213
3. Brian Jennings	TE/LS	2000–2012	13	208
Bryant Young	DT	1994–2007	14	208
Len Rohde	T	1960–1974	15	208
6. John Brodie	QB	1957–1973	17	201
7. Charlie Krueger	DT	1959–1973	15	198
8. Keith Fahnhorst	T	1974–1987	14	193
9. Randy Cross	G/C	1976–1988	13	185
10. Jesse Sapolu	G/C	1983–1997	15	182

## MOST REGULAR SEASON GAMES PLAYED BY POSITION

Quarterbacks	Pos	Years	Seasons	Games
1. John Brodie	QB	1957–1973	17	201
2. Joe Montana	QB	1979–1992	14	167
3. Steve Young	QB	1987–1999	13	150
4. Y.A. Tittle	QB	1951–1960	10	112
5. Steve Spurrier	QB	1967–1975	9	92
6. Alex Smith	QB	2005–2012	8	80
7. Jeff Garcia	QB	1999–2003	5	74
8. Colin Kaepernick	QB	2011–*	4	57
9. Elvis Grbac	QB	1993–1996	4	43
10. Steve DeBerg	QB	1978–1980	3	39
Billy Kilmer	QB	1961–1966	6	39

Offensive Linemen	Pos	Years	Seasons	Games
1. Len Rohde	T	1960–1974	15	208
2. Keith Fahnhorst	T	1974–1987	14	193
3. Randy Cross	G/C	1976–1988	13	185
4. Jesse Sapolu	G/C	1983–1997	15	182
5. Steve Wallace	T	1986–1996	11	166
6. Bruce Bosley	C/G	1956–1968	13	163
7. John Ayers	G	1977–1986	10	148
8. Guy McIntyre	G	1984–1993	10	145
9. Fred Quillan	C	1978–1987	10	143
10. Harris Barton	T	1987–1996	10	138

WRs/TEs	Pos	Years	Seasons	Games
1. Jerry Rice	WR	1985–2000	16	238
2. Brian Jennings	TE/LS	2000–2012	13	208
3. Brent Jones	TE	1987–1997	11	143
4. Vernon Davis	TE	2006–2015	9	139
5. Mike Wilson	WR	1981–1990	10	136
6. Dwight Clark	WR	1979–1987	9	134
7. Gene Washington	WR	1969–1977	9	124
8. Terrell Owens	WR	1996–2003	8	121
John Taylor	WR	1987–1995	9	121
10. Freddie Solomon	WR	1978–1985	8	114

Running Backs	Pos	Years	Seasons	Games
1. Frank Gore	RB	2005–2014	10	148
2. Joe Perry	FB	1950–1963	12	131
3. Ken Willard	FB	1965–1973	9	125
4. Roger Craig	RB	1983–1990	8	121
5. Tom Rathman	FB	1986–1993	8	115
6. Fred Beasley	FB	1998–2005	8	114
7. Terry Jackson	RB	1999–2005	7	100
8. Hugh McElhenny	HB	1952–1960	9	97
J.D. Smith	HB	1956–1964	9	97
10. Dexter Carter	RB	1990–1996	7	90

Defensive Linemen	Pos	Years	Seasons	Games
1. Bryant Young	DT	1994–2007	14	208
2. Charlie Krueger	DT	1959–1973	15	198
3. Leo Nomellini	DT	1950–1963	14	174
4. Roland Lakes	DT	1961–1970	10	140
5. Cedrick Hardman	DE	1970–1979	10	139
6. Tommy Hart	DE	1968–1977	10	131
7. Isaac Sopoaga	DT	2005–2012	8	125
8. Michael Carter	NT	1984–1992	9	121
9. Dwaine Board	DE	1979–1988	10	117
10. Dennis Brown	DE	1990–1996	7	110

Linebackers	Pos	Years	Seasons	Games
1. Matt Hazeltine	LB	1955–1968	14	176
2. Keena Turner	LB	1980–1990	11	153
Dave Wilcox	LB	1964–1974	11	153
4. Frank Nunley	LB	1967–1976	10	137
5. Willie Harper	LB	1973–1983	11	134
Mike Walter	LB	1984–1993	10	134
7. Jeff Ulbrich	LB	2000–2009	10	120
8. Skip Vanderbundt	LB	1969–1977	9	119
9. Patrick Willis	LB	2007–2014	8	112
Ken Norton	LB	1994–2000	7	112

Secondary	Pos	Years	Seasons	Games
1. Jimmy Johnson	DB/HB	1961–1976	16	213
2. Mel Phillips	DB	1966–1977	12	147
3. Ronnie Lott	S	1981–1990	10	129
4. Merton Hanks	S	1991–1998	8	125
5. Don Griffin	CB	1986–1993	8	114
6. Tim McDonald	S	1993–1999	7	111
7. Eric Wright	CB	1981–1990	10	110
8. Tarell Brown	CB	2007–2013	7	100
Bruce Taylor	CB	1970–1977	8	100
10. Shawntae Spencer	CB	2004–2011	8	98

Kickers	Pos	Years	Seasons	Games
1. Ray Wersching	K	1977–1987	11	155
2. Tommy Davis	K	1959–1969	11	138
3. Mike Cofer	K	1988–1993	6	96
4. Joe Nedney	K	2005–2010	6	86
5. Bruce Gossett	K	1970–1974	5	70

Punters	Pos	Years	Seasons	Games
1. Andy Lee	P	2004–2014	11	176
2. Tom Wittum	P	1973–1977	5	70
3. Max Runager	P	1984–1988	5	59
4. Tommy Thompson	P	1995–1997	3	48
5. Barry Helton	P	1988–1990	3	47

# ALL-TIME REGULAR SEASON SCORING

## ALL-TIME LEADING SCORERS

Player	Years	Gms	TDs	Rsh	Rec	Ret	2-pt	PAT	FG	Pts
1. Jerry Rice	1985–2000	238	187	10	176	1	4	0/0	0/0	1,130
2. Ray Wersching	1977–1987	155	0	0	0	0	0	409/425	190/261	979
3. Tommy Davis	1959–1969	138	0	0	0	0	0	348/350	130/276	738
4. Mike Cofer	1988–1993	96	0	0	0	0	0	289/296	128/191	673
5. Gordy Soltau	1950–1958	107	25	0	25	0	0	284/303	70/139	644
6. Joe Nedney	2005–2010	86	0	0	0	0	0	154/154	129/149	541
7. Terrell Owens	1996–2003	121	83	2	81	0	2	0/0	0/0	502
8. Bruce Gossett	1970–1974	70	0	0	0	0	0	163/168	99/153	460
9. Frank Gore	2005–2014	148	76	64	11	1	1	0/0	0/0	458
10. Roger Craig	1983–1990	121	66	50	16	0	0	0/0	0/0	396
11. Ken Willard	1965–1973	125	61	45	16	0	0	0/0	0/0	366
12. Gene Washington	1969–1977	124	59	0	59	0	0	0/0	0/0	354
13. Joe Perry	1950–1963	131	57	50	7	0	0	6/7	1/6	351
14. Vernon Davis	2006–2015	139	55	0	53	0	1	0/0	0/0	332
<b>15. Phil Dawson</b>	<b>2012–present</b>	<b>47</b>	<b>0</b>	<b>0</b>	<b>0</b>	<b>0</b>	<b>0</b>	<b>95/96</b>	<b>77/90</b>	<b>327</b>
16. Hugh McElhenny	1952–1960	97	51	35	15	1	0	0/0	0/0	306
17. David Akers	2011–2012	32	0	0	0	0	0	78/78	73/94	297
18. Billy Wilson	1951–1960	100	49	0	49	0	0	0/0	0/0	294
19. Dwight Clark	1979–1987	134	48	0	48	0	0	0/0	0/0	288
Freddie Solomon	1978–1985	114	48	3	43	2	0	0/0	0/0	288

## MOST POINTS IN SINGLE SEASON

Player	Year	TDs	XPM	XPA	FGM	FGA	2pt	Pts
1. David Akers	2011	0	34	34	44	52	0	166
<b>2. Phil Dawson</b>	<b>2013</b>	<b>0</b>	<b>44</b>	<b>44</b>	<b>32</b>	<b>36</b>	<b>0</b>	<b>140</b>
3. Jerry Rice	1987	23	0	0	0	0	0	138
4. Mike Cofer	1989	0	49	51	29	36	0	136
5. David Akers	2012	0	44	44	29	42	0	131
Ray Wersching	1984	0	56	56	25	35	0	131
7. Jeff Wilkins	1996	0	40	40	30	34	0	130
8. Ray Wersching	1983	0	51	51	25	30	0	126
9. Gary Anderson	1997	0	38	38	29	36	0	125
10. Mike Cofer	1988	0	40	41	27	38	0	121
Joe Nedney	2008	0	34	34	29	33	0	121

Led NFL

Led Conference

+ NFL Record

## LONGEST FIELDS GOALS

Player	Game	Lg
1. David Akers	at GB (9/9/12)	63
2. <b>Phil Dawson</b>	<b>at Arz. (12/29/13)</b>	<b>56</b>
Joe Nedney	at StL (12/24/05)	56
Mike Cofer	at Atl. (10/14/90)	56
5. <b>Phil Dawson</b>	<b>vs. KC (10/5/14)</b>	<b>55</b>
<b>Phil Dawson</b>	<b>at NO (11/17/13)</b>	<b>55</b>
David Akers	at Det. (10/16/11)	55
David Akers	vs. Dal. (9/18/11)	55
8. <b>Phil Dawson</b>	<b>at StL (11/1/15)</b>	<b>54</b>
<b>Phil Dawson</b>	<b>at StL (10/13/14)</b>	<b>54</b>
David Akers	at Sea. (12/23/12)	54
Steve Mike–Mayer	at LA Rams (11/9/75)	54
Bruce Gossett	vs. NO (10/21/73)	54
11. <b>Phil Dawson</b>	<b>vs. Arz. (11/29/15)</b>	<b>53</b>
<b>Phil Dawson</b>	<b>vs. Bal. (10/18/15)</b>	<b>53</b>
<b>Phil Dawson</b>	<b>vs. Car. (11/10/13)</b>	<b>53</b>
<b>Phil Dawson</b>	<b>vs. Arz. (12/28/14)</b>	<b>53</b>
David Akers	at Sea. (12/24/11)	53
David Akers	at Cin. (9/25/11)	53
Joe Nedney	vs. Phi. (10/12/08)	53
Ray Wersching	at Det. (9/2/84)	53
Tommy Davis	at LA Rams (10/17/65)	53
Tommy Davis	vs. Chi. (10/4/64)	53

## ALL-TIME SCORING

Touchdowns by Rushing	986
Touchdowns by Receptions	1,381
Touchdowns by Interception Return	83
Touchdowns by Kickoff Return	21
Touchdowns by Punt Return	30
Fields Goals Made	1,187
Safeties	34

## 50+ YARD FIELD GOALS, Career

Player	No.
1. <b>Phil Dawson</b>	<b>13</b>
2. Joe Nedney	10
3. David Akers	9
4. Mike Cofer	5
5. Tommy Davis	4
Ray Wersching	4
7. Bruce Gossett	2
Todd Peterson	2

## FIELD GOAL PCT., Career

Player	Pct.
1. Joe Nedney, 129–149	86.6
2. Ray Wersching, 190–261	72.8
3. Mike Cofer, 128–191	67.0
4. Bruce Gossett, 99–153	64.7

## SAFETIES, Career

Player	Safeties
1. Bryant Young	3
Charlie Krueger	3
3. Leo Nomellini	2
4. 18 Players	1
Last: Corey Lemonier 10/13/13 vs. Arz.	

## MOST TOUCHDOWNS, Career

Player	TD
1. Jerry Rice (WR)	187
2. Terrell Owens (WR)	83
3. Frank Gore (RB)	76
4. Roger Craig (RB)	66
5. Ken Willard (FB)	61
6. Gene Washington (WR)	59
7. Joe Perry (FB)	57
8. Vernon Davis (TE)	55
9. Hugh McElhenny (HB)	51
10. Billy Wilson (E)	49

## MOST FGs MADE, Career

Player	FGM
1. Ray Wersching	190
2. Tommy Davis	130
3. Joe Nedney	129
4. Mike Cofer	128
5. Bruce Gossett	99
<b>6. Phil Dawson</b>	<b>77</b>
7. David Akers	73
8. Gordie Soltau	70
9. Wade Richey	54
10. Jeff Wilkins	42

## MOST FGs ATTEMPTED, Career

Player	FGA
1. Tommy Davis	276
2. Ray Wersching	261
3. Mike Cofer	191
4. Bruce Gossett	153
5. Joe Nedney	149
6. Gordie Soltau	139
7. David Akers	94
<b>8. Phil Dawson</b>	<b>90</b>
9. Wade Richey	72
10. Steve Mike–Mayer	56

## MOST PATs MADE, Career

Player	PAT
1. Ray Wersching	409
2. Tommy Davis	348
3. Mike Cofer	289
4. Gordie Soltau	284
5. Bruce Gossett	163
6. Joe Nedney	154
7. Wade Richey	122
<b>8. Phil Dawson</b>	<b>92</b>
9. Doug Brien	79
10. David Akers	78

## MOST PATs ATTEMPTED, Career

Player	PAT
1. Ray Wersching	425
2. Tommy Davis	350
3. Gordie Soltau	303
4. Mike Cofer	296
5. Bruce Gossett	168
6. Joe Nedney	154
7. Wade Richey	127
<b>8. Phil Dawson</b>	<b>95</b>
9. Doug Brien	81
10. David Akers	78

# ALL-TIME REGULAR SEASON SCORING

## TOP SINGLE-GAME SCORING PERFORMANCES

### MOST POINTS

Player	Game	Points
1. Jerry Rice (WR)	at Atl. (10/14/90) – 5 TDs	30
2. Gordie Soltau (E)	vs. LA Rams (10/28/51) – 3 TDs, 1 FG, 5 PATs	26
3. Jerry Rice (WR)	at TB (11/14/93) – 4 TDs	24
Billy Kilmer (QB)	at Min. (10/15/61) – 4 TDs	24
5. Jeff Wilkins (K)	vs. Atl. (9/29/96) – 6 FGs, 3 PATs	21
Gordie Soltau (E)	vs. Bal. (12/13/53) – 2 TDs, 1FG, 6 PATs	21

### MOST TOUCHDOWNS

Player	Game	TDs
1. Jerry Rice (WR)	at Atl. (10/14/90)	5
2. Jerry Rice (WR)	at TB (11/14/93)	4
Billy Kilmer (QB)	at Min. (10/15/61)	4

### MOST FIELD GOALS MADE

Player	Game	FGM
1. Jeff Wilkins	vs. Atl. (9/29/96)	6
Ray Wersching	at NO (10/16/83)	6
3. Joe Nedney	vs. TB (10/30/05)	5
Jeff Chandler	vs. Chi. (9/7/03)	5
Bruce Gossett	at Den. (9/23/73)	5

### MOST FIELD GOALS ATTEMPTED

Player	Game	FGA
1. David Akers	vs. Arz. (11/20/11)	6
Joe Nedney	vs. TB (10/30/05)	6
Jeff Wilkins	vs. Atl. (9/29/96)	6
Ray Wersching	at NO (10/16/83)	6
Tommy Davis	at LA Rams (10/17/65)	6
Tommy Davis	at Dal. (11/20/60)	6
Gordie Soltau	at GB (11/23/58)	6

### MOST PATS MADE

Player	Game	PATs Made
1. Mike Cofer	vs. Atl. (10/18/92)	8
2. Mike Cofer	at Det. (12/19/93)	7
Mike Cofer	vs. Chi. (12/23/91)	7
Bruce Gossett	at Atl. (10/29/72)	7
Tommy Davis	vs. Chi. (9/19/65)	7
Tommy Davis	at Det. (10/1/61)	7

### MOST PATS ATTEMPTED

Player	Game	PATs Att.
1. Mike Cofer	vs. Atl. (10/18/92)	8
2. Mike Cofer	at Det. (12/19/93)	7
Mike Cofer	vs. Chi. (12/23/91)	7
Bruce Gossett	at Atl. (10/29/72)	7
Tommy Davis	vs. Chi. (9/19/65)	7
Tommy Davis	at Det. (10/1/61)	7

### MOST CONSECUTIVE FIELD GOALS MADE

Player	FG
1. Phil Dawson (10/6/13 to 12/29/13)	27
2. Phil Dawson (9/14/15 to 12/13/15)	19
3. Joe Nedney (11/26/06 to 9/30/07)	18
4. Mike Cofer (12/4/88 to 10/1/89)	17
Wade Richey (12/27/98 to 11/7/99)	16
Gary Anderson (9/14/97 to 11/10/97)	16
7. David Akers (10/9/11 to 11/13/11)	15
Jose Cortez (9/5/02 to 11/3/02)	13
Bruce Gossett (10/14/73 to 12/2/73)	13

### MOST TOUCHDOWNS, Season

Player	TD
1. Jerry Rice (1987), 22 rec., 1 rush	23
2. Jerry Rice (1995), 15 rec., 1 rush, 1 fum. rec.	17
Jerry Rice (1989), 17 rec.	17
4. Terrell Owens (2001), 16 rec.	16
Jerry Rice (1993), 15 rec., 1 rush	16
Jerry Rice (1986), 15 rec., 1 rush	16

### MOST FGs MADE, Season

Player	FGM
1. David Akers (2011)	44
2. Phil Dawson (2013)	32
3. Jeff Wilkins (1996)	30
4. David Akers (2012)	29
Joe Nedney (2008)	29
Joe Nedney (2006)	29
Gary Anderson (1997)	29
Mike Cofer (1989)	29

### MOST CONSECUTIVE GAMES WITH FG MADE

Player	Games
1. David Akers (9/11/11 to 12/30/12)	32
2. Bruce Gossett (11/29/70 to 10/1/72)	21

### MOST FGs ATTEMPTED, Season

Player	FGA
1. David Akers (2011)	52
2. David Akers (2012)	42
3. Mike Cofer (1988)	38
4. Phil Dawson (2013)	36
Gary Anderson (1997)	36
Mike Cofer (1990)	36
Mike Cofer (1989)	36
Bruce Gossett (1971)	36

### MOST PATs MADE, Season

Player	PAT
1. Doug Brien (1994)	60
2. Mike Cofer (1993)	59
3. Ray Wersching (1984)	56
4. Mike Cofer (1992)	53
5. Ray Wersching (1985)	52
Tommy Davis (1965)	52

### MOST CONSECUTIVE PATs MADE

Player	PAT
1. Tommy Davis (9/27/59 to 12/12/65)	234

### MOST PATs ATTEMPTED, Season

Player	PAT
1. Doug Brien (1994)	62
2. Mike Cofer (1993)	61
3. Ray Wersching (1984)	56
4. Mike Cofer (1992)	54
5. Ray Wersching (1985)	53
Tommy Davis (1965)	53

### MOST CONSECUTIVE GAMES WITH A TOUCHDOWN

Player	Games
1. Jerry Rice (12/19/86 to 12/27/87)	13
2. Terrell Owens (11/8/98 to 12/27/98)	8
Jerry Rice (12/8/89 to 11/27/89)	8
Dave Parks (11/7/65 to 9/11/66)	8



# ALL-TIME REGULAR SEASON PASSING

## ALL-TIME LEADING PASSERS (BY YARDS)

Player	Years	Gms	Att	Cmp	Pct	Yards	TD	INT	Lg	QB Rat	INT Pct.
1. Joe Montana	1979–1992 (14)	167	4,600	2,929	63.7	35,124	244	123	96t	93.5	2.7
2. John Brodie	1957–1973 (17)	201	4,491	2,469	55.0	31,548	214	224	83t	72.3	5.0
3. Steve Young	1987–1999 (13)	150	3,648	2,400	65.8	29,907	221	86	97t	101.4	2.4
4. Jeff Garcia	1999–2003 (5)	74	2,360	1,449	61.4	16,408	113	56	76t	88.3	2.4
5. Y.A. Tittle	1951–1960 (10)	112	2,194	1,226	55.9	16,016	108	134	78t	70.0	6.1
6. Alex Smith	2005–2012 (8)	80	2,177	1,290	59.3	14,280	81	63	75	79.1	2.9
<b>7. Colin Kaepernick</b>	<b>2011–* (4)</b>	<b>57</b>	<b>1,361</b>	<b>815</b>	<b>59.9</b>	<b>10,030</b>	<b>56</b>	<b>26</b>	<b>80t</b>	<b>88.4</b>	<b>2.0</b>
8. Steve DeBerg	1978–1980 (3)	39	1,201	670	55.8	7,220	37	60	93t	63.1	5.0
9. Steve Spurrier	1967–1975 (9)	92	840	441	52.5	5,250	33	48	81t	61.2	5.7
10. Tim Rattay	2000–2005 (6)	32	586	356	60.8	3,941	24	18	89t	81.6	3.1
11. Frankie Albert	1950–1952 (3)	36	601	316	52.6	3,847	27	43	60	57.7	7.2
12. Shaun Hill	2007–2009 (3)	18	522	322	61.7	3,490	23	11	61	87.3	2.1
13. Jim Plunkett	1976–1977 (2)	26	491	254	51.7	3,285	22	30	85t	62.5	6.1
14. Elvis Grbac	1994–1996 (3)	42	430	284	66.0	3,098	18	16	81t	85.6	3.7
15. Steve Bono	1989–1993 (5)	34	359	220	61.3	2,558	14	7	78	87.7	1.9
16. Ken Dorsey	2004–2005 (2)	11	316	171	54.1	1,712	8	11	59	63.7	3.5
17. George Mira	1964–1968 (5)	47	240	112	46.7	1,711	17	14	79t	70.0	5.8
18. Norm Snead	1974–1975 (2)	12	237	138	58.2	1,705	11	11	60t	76.7	4.6
19. J.T. O'Sullivan	2008 (1)	9	220	128	58.2	1,678	8	11	63	73.6	5.0
20. Tom Owen	1974–1975 (2)	14	235	112	47.7	1,645	11	17	68t	56.4	7.2

## MOST PASSING YARDS IN SINGLE SEASON

Player	Year	Att	Cmp	Pct	Yards	TD	INT	Lg	QB Rat	INT Pct
1. Jeff Garcia	2000	561	<b>355</b>	63.3	<b>4,278</b>	31	10	69t	97.6	1.8
2. Steve Young	1998	517	322	62.3	4,170	<b>36</b>	12	81t	101.1	2.3
3. Steve Young	1993	462	314	68.0	<b>4,023</b>	<b>29</b>	16	80t	<b>101.5</b>	3.5
4. Steve Young	1994	461	324	<b>70.3</b>	3,969	<b>35</b>	10	69t	<b>112.8</b>	2.2
5. Joe Montana	1990	520	<b>321</b>	<b>61.7</b>	3,944	26	16	78t	89.0	3.1
6. Joe Montana	1983	515	332	<b>64.5</b>	3,910	26	12	77t	94.6	2.3
7. Joe Montana	1985	494	<b>303</b>	<b>61.3</b>	3,653	<b>27</b>	13	73	<b>91.3</b>	2.6
8. Steve DeBerg	1979	<b>578</b>	<b>347</b>	<b>60.0</b>	3,652	17	21	50	73.1	3.6
9. Joe Montana	1984	432	279	64.6	3,630	28	10	80t	<b>102.9</b>	<b>2.3</b>
10. Joe Montana	1981	488	311	<b>63.7</b>	3,565	19	12	78t	<b>88.4</b>	2.5

Led NFL

Led Conference

## MOST CONSECUTIVE COMPLETIONS

Player	Game(s)	Cmp
1. Joe Montana	last 5 vs. Cle. (11/29/87) first 17 at GB (12/6/87)	22
2. Steve Young	at Was. (11/24/96)	19

## CONSECUTIVE PASSES WITHOUT INTERCEPTION

Player	Game(s)	Atts
1. Alex Smith	12 passes at Bal. (11/24/11) to 33 passes at Min. (9/23/12)	249
2. Steve Young	22 passes vs. Min. (10/3/93) to 12 passes at LA Rams (11/28/93)	184
3. Joe Montana	12 passes at Phi. (9/24/89) to 6 passes vs. GB (11/19/89)	154

## CONSECUTIVE GAMES WITH TOUCHDOWN PASS

Player	Game(s)	Gms
1. C. Kaepernick	at NO (10/17/13) to vs. Was. (11/23/14)	18
Steve Young	at Det. (10/9/94) to vs. StL (11/26/95) note: DNP in 5 games in 1995	18
3. Steve Young	vs. NYJ (9/6/98) to vs. StL (12/27/98) note: EQ on 11/8/98	15
Jeff Garcia	at SD (12/3/00) to vs. Buf. (12/2/01)	15

## BEST QB RATING, Career

Player	QB Rat
1. Steve Young	101.4
2. Joe Montana	93.5
<b>3. Colin Kaepernick</b>	<b>88.4</b>
4. Jeff Garcia	88.3
5. Shaun Hill	87.3
6. Tim Rattay	81.6
7. Alex Smith	79.1
8. John Brodie	72.3
9. Y.A. Tittle	70.0
10. Steve DeBerg	63.1

(min. 500 attempts)

## AVG Yds PER ATTEMPT, Career

Player	Y/A
1. Steve Young	8.2
2. Joe Montana	7.6
<b>3. Colin Kaepernick</b>	<b>7.4</b>
4. Y.A. Tittle	7.3
5. John Brodie	7.0

(min. 500 attempts)

## MOST ATTEMPTS, Career

Player	Att
1. Joe Montana	4,600
2. John Brodie	4,491
3. Steve Young	3,648
4. Jeff Garcia	2,360
5. Y.A. Tittle	2,194
6. Alex Smith	2,177
<b>7. Colin Kaepernick</b>	<b>1,361</b>
8. Steve DeBerg	1,201
9. Steve Spurrier	840
10. Frankie Albert	601

## MOST COMPLETIONS, Career

Player	Comp
1. Joe Montana	2,929
2. John Brodie	2,469
3. Steve Young	2,400
4. Jeff Garcia	1,449
5. Alex Smith	1,290
6. Y.A. Tittle	1,226
<b>7. Colin Kaepernick</b>	<b>815</b>
8. Steve DeBerg	670
9. Steve Spurrier	441
10. Tim Rattay	356

## MOST TD PASSES, Career

Player	TD
1. Joe Montana	244
2. Steve Young	221
3. John Brodie	214
4. Jeff Garcia	113
5. Y.A. Tittle	108
6. Alex Smith	81
<b>7. Colin Kaepernick</b>	<b>56</b>
8. Steve DeBerg	37
9. Steve Spurrier	33
10. Frankie Albert	27

## MOST INTs, Career

Player	INT
1. John Brodie	224
2. Y.A. Tittle	134
3. Joe Montana	123
4. Steve Young	86
5. Alex Smith	63
6. Steve DeBerg	60
7. Jeff Garcia	56
8. Steve Spurrier	48
9. Frankie Albert	43
10. Jim Plunkett	30

## BEST COMPLETION PCT., Career

Player	Comp. %
1. Steve Young	65.8
2. Joe Montana	63.7
3. Shaun Hill	61.7
4. Jeff Garcia	61.4
5. Tim Rattay	60.8
<b>6. Colin Kaepernick</b>	<b>59.9</b>
7. Alex Smith	59.3
8. Y.A. Tittle	55.9
9. Steve DeBerg	55.8
10. John Brodie	55.0

(min. 500 attempts)

## ALL-TIME REGULAR SEASON PASSING

### TOP SINGLE-GAME PASSING

#### MOST PASSING YARDS

Player	Game	Yards
1. Joe Montana	at Atl. (10/14/90)	476
2. Steve Young	at LA Rams (11/28/93)	462
3. Joe Montana	at LA Rams (12/11/89)	458
4. Steve Young	vs. Buf. (9/13/92)	449
5. Joe Montana	at Was. (11/17/86)	441

#### MOST ATTEMPTS

Player	Game	Att
1. Joe Montana	at Was. (11/17/86)	60
2. Joe Montana	at Atl. (10/6/85)	57
Tim Rattay	vs. Arz. (10/10/04)	57
4. Jeff Garcia	at Dal. (12/8/02)	55
5. Jeff Garcia	at Car. (11/18/01)	54
Steve DeBerg	at Atl. (12/16/79)	54
John Brodie	at Chi. (11/13/66)	54

#### MOST COMPLETIONS

Player	Game	Cmp
1. Tim Rattay	vs. Arz. (10/10/04)	38
2. Joe Montana	at Atl. (10/6/85)	37
3. Jeff Garcia	vs. Chi. (12/17/00)	36
Jeff Garcia	at Dal. (12/8/02)	36
5. Jeff Garcia	at Car. (11/18/01)	34
Joe Montana	at Pit. (9/13/87)	34

#### MOST TOUCHDOWN PASSES

Player	Game	TD
1. Joe Montana	at Atl. (10/14/90)	6
2. Joe Montana	at Phi. (9/24/89)	5
Joe Montana	at Atl. (10/6/85)	5
Steve Spurrier	at Chi. (11/19/72)	5
John Brodie	at Min. (11/28/65)	5

#### MOST INTERCEPTIONS

Player	Game	INT
1. John Brodie	at Det. (11/4/73)	6
2. Steve DeBerg	at Dal. (10/12/80)	5
Scott Bull	vs. Pit. (11/27/78)	5
Tom Owen	at Cle. (12/1/74)	5
John Brodie	vs. Bal. (11/29/64)	5
Y.A. Tittle	vs. Bal. (12/5/59)	5
Y.A. Tittle	at Bal. (11/30/58)	5
Frankie Albert	vs. Pit. (12/7/52)	5

#### HIGHEST COMPLETION PERCENTAGE (20+ ATTS)

Player	Game	Pct.
1. Steve Young	vs. Det. (10/20/91), 18-20	90.0
2. Steve Young	vs. NO (9/14/97), 18-21	85.7
3. John Brodie	vs. Atl. (9/29/68), 17-20	85.0
4. Joe Montana	vs. Atl. (9/25/83), 27-32	84.4

#### AVERAGE YARDS PER ATTEMPT (20+ ATTS)

Player	Game	Y/A
1. Steve Young	vs. Det. (12/19/93)	15.39
2. Steve Young	vs. LA Rams (11/28/93)	14.44
3. Steve Young	vs. Atl. (10/18/92)	14.25
4. Steve Young	vs. Atl. (9/21/97)	14.00

#### MOST ATTEMPTS, Season

Player	Att
1. Steve DeBerg (1979)	578
2. Jeff Garcia (2000)	561
3. Jeff Garcia (2002)	528
4. Joe Montana (1990)	520
5. Steve Young (1998)	517

#### MOST COMPLETIONS, Season

Player	Cmp
1. Jeff Garcia (2000)	355
2. Steve DeBerg (1979)	347
3. Joe Montana (1983)	332
4. Jeff Garcia (2002)	328
5. Steve Young (1994)	324

#### MOST TD PASSES, Season

Player	TD
1. Steve Young (1998)	36
2. Steve Young (1994)	35
3. Jeff Garcia (2001)	32
4. Jeff Garcia (2000)	31
Joe Montana (1987)	31

#### MOST INTs, Season

Player	INT
1. Y.A. Tittle (1955)	28
2. John Brodie (1971)	24
3. Frankie Albert (1950)	23
4. Steve DeBerg (1978)	22
John Brodie (1966)	22

#### BEST COMP. PCT., Season

Player	Pct
1. Steve Young (1994)	70.3
2. Joe Montana (1989)	70.2
3. Steve Young (1993)	68.0
4. Steve Young (1996)	67.7
5. Steve Young (1997)	67.7

#### BEST QB RATING, Season

Player	Rat
1. Steve Young (1994)	112.8
2. Joe Montana (1989)	112.4
3. Steve Young (1992)	107.0
4. Steve Young (1997)	104.7
5. Joe Montana (1984)	102.9

#### FEWEST INTs, Season

Player	INT
1. Alex Smith (2011)	5
2. Steve Young (1997)	6
Steve Young (1996)	6
4. Steve Young (1992)	7
5. Colin Kaepernick (2013)	8
Shaun Hill (2008)	8
Joe Montana (1989)	8
Steve Young (1991)	8

#### AVG Yds PER ATTEMPT, Season

Player	Pct
1. John Brodie (1961)	9.14
2. Joe Montana (1989)	9.12
3. Steve Young (1991)	9.02
4. Steve Young (1993)	8.71
5. Steve Young (1992)	8.62

#### 49ERS QB WINS/LOSSES AS STARTER

Player	Win	Loss	Ties	Pct
Joe Montana	100	39		0.719
Steve Young	91	33		0.734
John Brodie	74	77	8	0.491
Y.A. Tittle	45	31	2	0.592
Alex Smith	38	36	1	0.513
Jeff Garcia	35	36		0.493
<b>Colin Kaepernick</b>	<b>27</b>	<b>20</b>		<b>0.574</b>
Steve Spurrier	13	12	1	0.519
Frankie Albert	13	16	1	0.448
Jim Plunkett	11	15		0.423
Shaun Hill	10	6		0.625
Steve DeBerg	7	28		0.200
Elvis Grbac	6	3		0.667
Steve Bono	5	1		0.833
George Mira	4	2		0.667
Tom Owen	4	4		0.500
Tim Rattay	4	12		0.250
Jeff Kemp	3	2	1	0.583
Troy Smith	3	3		0.500
Scott Bull	3	4		0.429
Joe Reed	3	4		0.429
Matt Cavanaugh	2	0		1.000
Norm Snead	2	5		0.286
J.T. O'Sullivan	2	6		0.250
Lamar McHan	2	7		0.222
Ken Dorsey	2	8		0.200
<b>Blaine Gabbert</b>	<b>2</b>	<b>5</b>		<b>0.286</b>
Bob Gagliano	1	0		1.000
Jimmy Cason	1	0		1.000
Jim Druckenmiller	1	0		1.000
Ty Detmer	1	0		1.000
Mike Moroski	1	1		0.500
Jimmy Powers	1	1		0.500
Earl Morrall	1	3		0.250
Trent Dilfer	1	5		0.167
Chris Weinke	0	1		0.000
Bobby Waters	0	2		0.000
Dennis Morrison	0	2		0.000
Cody Pickett	0	2		0.000
Steve Stenstrom	0	3		0.000
	<b>519</b>	<b>436</b>	<b>14</b>	<b>0.545</b>

#### 300-YARD GAMES, Career

Player	Games
1. Joe Montana	35
2. Steve Young	28
3. Jeff Garcia	14
4. John Brodie	6

#### 300-YARD GAMES, Season

Player	Games
1. Steve Young (1998)	7
2. Jeff Garcia (2000)	6
3. Steve Young (1994)	5
Joe Montana (1982, '85, '87, '90)	5

## STARTING QB YEARLY RECORDS

Year	Player	Record as a Starter
1950	Frankie Albert	3-9
1951	Frankie Albert	6-4-1
	Y.A. Tittle	1-0
1952	Frankie Albert	4-3
	Y.A. Tittle	3-2
1953	Y.A. Tittle	8-2
	Jim Powers	1-1
1954	Y.A. Tittle	6-4-1
	Jim Cason	1-0
1955	Y.A. Tittle	4-8
1956	Y.A. Tittle	4-3-1
	Earl Morrall	1-3
1957	Y.A. Tittle	7-4
	John Brodie	1-0
1958	Y.A. Tittle	3-3
	John Brodie	3-3
1959	Y.A. Tittle	6-4
	John Brodie	1-1
1960	John Brodie	4-4
	Y.A. Tittle	3-1
1961	John Brodie	7-6-1
1962	John Brodie	6-8
1963	Lamar McHan	2-7
	John Brodie	0-3
	Bob Waters	0-2
1964	John Brodie	3-9
	George Mira	1-1
1965	John Brodie	7-5-1
	George Mira	0-1
1966	John Brodie	5-6-2
	George Mira	1-0
1967	John Brodie	5-5
	George Mira	2-0
	Steve Spurrier	0-2
1968	John Brodie	7-6-1
1969	John Brodie	2-6-2
	Steve Spurrier	2-2
1970	John Brodie	10-3-1
1971	John Brodie	9-5
1972	John Brodie	2-3
	Steve Spurrier	6-2-1
1973	John Brodie	2-4
	Steve Spurrier	2-3
	Joe Reed	1-2
1974	Tom Owen	4-3
	Joe Reed	2-2
	Dennis Morrison	0-2
	Norm Snead	0-1
1975	Norm Snead	2-5
	Steve Spurrier	3-3
	Tom Owen	0-1
1976	Jim Plunkett	6-6
	Scott Bull	2-0
1977	Jim Plunkett	5-9
1978	Steve DeBerg	1-10
	Scott Bull	1-4
1979	Steve DeBerg	2-13
	Joe Montana	0-1
1980	Steve DeBerg	4-5
	Joe Montana	2-5
1981	Joe Montana	13-3
1982	Joe Montana	3-6
1983	Joe Montana	10-6
1984	Joe Montana	14-1
	Matt Cavanaugh	1-0
1985	Joe Montana	9-6
	Matt Cavanaugh	1-0

Year	Player	Record as a Starter
1986	Joe Montana	6-2
	Jeff Kemp	3-2-1
	Mike Moroski	1-1
1987	Joe Montana	10-1
	Steve Young	2-1
	Bob Gagliano	1-0
1988	Joe Montana	8-5
	Steve Young	2-1
1989	Joe Montana	11-2
	Steve Young	3-0
1990	Joe Montana	14-1
	Steve Young	0-1
1991	Steve Young	5-5
	Steve Bono	5-1
1992	Steve Young	14-2
1993	Steve Young	10-6
1994	Steve Young	13-3
1995	Steve Young	8-3
	Elvis Grbac	3-2
1996	Steve Young	9-3
	Elvis Grbac	3-1
1997	Steve Young	12-3
	Jim Druckenmiller	1-0
1998	Steve Young	11-4
	Ty Detmer	1-0
1999	Jeff Garcia	2-8
	Steve Young	2-1
	Steve Stenstrom	0-3
2000	Jeff Garcia	6-10
2001	Jeff Garcia	12-4
2002	Jeff Garcia	10-6
2003	Jeff Garcia	5-8
	Tim Rattay	2-1
2004	Tim Rattay	1-8
	Ken Dorsey	1-6
2005	Alex Smith	2-5
	Tim Rattay	1-3
	Ken Dorsey	1-2
	Cody Pickett	0-2
2006	Alex Smith	7-9
2007	Alex Smith	2-5
	Trent Dilfer	1-5
	Shaun Hill	2-0
	Chris Weinke	0-1
2008	Shaun Hill	5-3
	J.T. O'Sullivan	2-6
2009	Alex Smith	5-5
	Shaun Hill	3-3
2010	Alex Smith	3-7
	Troy Smith	3-3
2011	Alex Smith	13-3
2012	Alex Smith	6-2-1
	Colin Kaepernick	5-2
2013	Colin Kaepernick	12-4
2014	Colin Kaepernick	8-8
2015	Colin Kaepernick	2-6
	Blaine Gabbert	2-5

# ALL-TIME REGULAR SEASON RUSHING

## ALL-TIME LEADING RUSHERS (BY YARDS)

Player	Years	Gms	Att	Yards	Avg	Lg	TD
1. Frank Gore	2005–2014 (10)	148	2,442	11,073	4.5	80t	64
2. Joe Perry	1950–1960, '63 (12)	131	1,475	7,344 +	5.0	78t	50
3. Roger Craig	1983–1990 *8)	121	1,686	7,064	4.2	71	50
4. Ken Willard	1965–1973 (9)	125	1,582	5,930	3.7	69t	45
5. Garrison Hearst	1997–2003 (7)	73	1,189	5,535	4.7	96t	26
6. J.D. Smith	1956–1964 (9)	97	1,007	4,370	4.3	80t	37
7. Hugh McElhenny	1952–1960 (9)	97	877	4,288	4.9	89t	35
8. Kevan Barlow	2001–2005 (5)	72	891	3,614	4.1	78t	24
9. Steve Young (QB)	1987–1999 (13)	150	608	3,581	5.9	49t	37
10. Wendell Tyler	1983–1986 (4)	48	624	3,112	5.0	40	17
11. Delvin Williams	1974–1977 (4)	54	669	2,966	4.4	80t	20
12. Wilbur Jackson	1974–1979 (6)	72	745	2,955	4.0	80	10
13. Ricky Watters	1992–1994 (3)	43	653	2,840	4.3	43	25
14. Charlie Garner	1999–2000 (2)	32	499	2,371	4.8	53	11
15. Tom Rathman	1986–1993 (8)	115	516	1,902	3.7	35	26
16. Vic Washington	1971–1973 (3)	40	483	1,813	3.8	42	14
17. Paul Hofer	1976–1981 (6)	77	416	1,746	4.2	47	16
18. Larry Schreiber	1971–1975 (5)	60	502	1,734	3.5	23	10
19. Joe Montana (QB)	1979–1992 (14)	167	414	1,595	3.9	21	20
20. Jeff Garcia (QB)	1999–2003 (5)	74	318	1,571	4.9	33	21

+ does not include AAFC Statistics

## MOST RUSHING YARDS IN SINGLE SEASON

Player	Year	Att	Yards	Avg	Lg	TD
1. Frank Gore	2006	312	1,695	5.4	72	8
2. Garrison Hearst	1998	310	1,570	5.1	96t	7
3. Roger Craig	1988	310	1,502	4.8	46t	9
4. Wendell Tyler	1984	246	1,262	5.1	40	7
5. Charlie Garner	1999	241	1,229	5.1	53	4
6. Frank Gore	2012	258	1,214	4.7	37	8
7. Frank Gore	2011	282	1,211	4.3	55	8
8. Garrison Hearst	2001	252	1,206	4.8	43t	4
9. Delvin Williams	1976	248	1,203	4.9	80t	7
10. Charlie Garner	2000	258	1,142	4.4	42	7
11. Frank Gore	2013	276	1,128	4.1	51	9
12. Frank Gore	2009	229	1,120	4.9	80t	10
13. Frank Gore	2013	255	1,106	4.3	55t	4
13. Frank Gore	2007	260	1,102	4.2	43t	5
14. Roger Craig	1989	271	1,054	3.9	27	6
15. Roger Craig	1985	214	1,050	4.9	62t	9
16. Joe Perry	1954	173	1,049	6.1	58	8
17. Frank Gore	2008	240	1,036	4.3	41t	6
J.D. Smith	1959	207	1,036	5.0	73t	10

Led NFL

Led Conference

## MOST ATTEMPTS, Career

Player	Att
1. Frank Gore.....	2,442
2. Roger Craig.....	1,686
3. Ken Willard.....	1,582
4. Joe Perry.....	1,475
5. Garrison Hearst.....	1,189
6. J.D. Smith.....	1,007
7. Kevan Barlow.....	891
8. Hugh McElhenny.....	877
9. Wilbur Jackson.....	745
10. Delvin Williams.....	669

## MOST TOUCHDOWNS, Career

Player	TD
1. Frank Gore.....	64
2. Roger Craig.....	50
Joe Perry.....	50
4. Ken Willard.....	45
5. J.D. Smith.....	37
Steve Young (QB).....	37
7. Hugh McElhenny.....	35
8. Garrison Hearst.....	26
9. Tom Rathman.....	26
10. Ricky Watters.....	25

## HIGHEST RUSHING AVG., Career

Player	Avg
1. Steve Young (QB).....	5.89
2. Wendell Tyler.....	4.99
3. Joe Perry.....	4.98
4. Jeff Garcia (QB).....	4.94
5. Hugh McElhenny.....	4.89
6. Charlie Garner.....	4.75
7. Garrison Hearst.....	4.66
8. Frank Gore.....	4.53
9. Delvin Williams.....	4.43
10. Ricky Watters.....	4.35

(min. 300 attempts)

## 100-YARD GAMES, Career

Player	Games
1. Frank Gore.....	39
2. Joe Perry.....	20
3. Garrison Hearst.....	16
4. Roger Craig.....	14
5. J.D. Smith.....	12
Hugh McElhenny.....	12

## 1,000-YD SEASONS, Career

Player	Seasons
1. Frank Gore.....	8
2. Garrison Hearst.....	3
Roger Craig.....	3
4. Charlie Garner.....	2
Joe Perry.....	2

## CONSECUTIVE 1,000-YD SEASONS

Player	Seasons
1. Frank Gore (2011–14).....	4
Frank Gore (2006–09).....	4
3. Charlie Garner (1999–00).....	2
Garrison Hearst (1997–98).....	2
Roger Craig (1988–89).....	2
Joe Perry (1953–54).....	2

# ALL-TIME REGULAR SEASON RUSHING

## TOP SINGLE-GAME RUSHING

### MOST RUSHING YARDS

	<u>Player</u>	<u>Game</u>	<u>Yards</u>
1.	Frank Gore	vs. Sea. (11/19/06)	212
2.	Frank Gore	vs. Sea. (9/20/09)	207
3.	Charlie Garner	at Dal. (9/24/00)	201
4.	Garrison Hearst	vs. Det. (12/14/98)	198
5.	Delvin Williams	at StL (10/31/76)	194

### MOST RUSHING ATTEMPTS

	<u>Player</u>	<u>Game</u>	<u>Att</u>
1.	Charlie Garner	at Dal. (9/24/00)	36
2.	Maurice Hicks	at Arz. (12/12/04)	34
	Delvin Williams	at StL (10/31/76)	34
4.	Frank Gore	vs. Cle. (10/30/11)	31
	Frank Gore	at Den. (12/31/06)	31
	Garrison Hearst	vs. Sea. (12/1/02)	31
	J.D. Smith	at Bal. (10/7/62)	31
	J.D. Smith	at Chi. (10/14/62)	31

### MOST RUSHING TOUCHDOWNS

	<u>Player</u>	<u>Game</u>	<u>TD</u>
1.	Billy Kilmer (QB)	at Min. (10/15/61)	4

### HIGHEST RUSHING AVERAGE (10+ ATTEMPTS)

	<u>Player</u>	<u>Game</u>	<u>Avg</u>
1.	Joe Perry	vs. Det. (11/2/58)	13.4
2.	Frank Gore	vs. Sea. (9/20/09)	12.9
3.	Wilbur Jackson	vs. NO (11/27/77)	11.9
4.	Hugh McElhenny	at Chi. (10/17/54)	11.4
5.	Maurice Hicks	at StL (12/24/05)	10.9

### MOST CONSECUTIVE 100-YARD RUSHING GAMES

	<u>Player</u>	<u>Game(s)</u>	<u>Games</u>
1.	Frank Gore	at Phi. (10/2/11) to at Was. (11/6/11)	5
2.	Garrison Hearst	vs. NYG (11/30/98) to at NE (12/20/98)	4
3.	Frank Gore	vs. Oak. (10/17/10) to vs. Den. (10/31/10)	3
	Frank Gore	at Det. (11/12/06) to at StL (11/26/06)	3
	J.D. Smith	at Bal. (10/7/62) to at GB (10/21/62)	3
	Billy Kilmer (QB)	at Det. (10/1/61) to at Min. (10/15/61)	3

### MOST RUSHING ATTEMPTS, Season

	<u>Player</u>	<u>Att</u>
1.	Frank Gore (2006)	312
2.	Roger Craig (1988)	310
	Garrison Hearst (1998)	310
4.	Frank Gore (2011)	282
5.	Frank Gore (2013)	276

### MOST RUSHING TOUCHDOWNS, Season

	<u>Player</u>	<u>TD</u>
1.	Frank Gore (2009)	10
	Derek Loville (1995)	10
	Ricky Watters (1993)	10
	Billy Kilmer, QB (1961)	10
	J.D. Smith (1959)	10
	Joe Perry (1953)	10

### HIGHEST RUSHING AVG., Season

	<u>Player</u>	<u>Avg</u>
1.	Hugh McElhenny (1952)	6.98
2.	Joe Perry (1958)	6.06
3.	Joe Perry (1954)	6.06
4.	Frank Gore (2006)	5.43
5.	Delvin Williams (1975)	5.39

### MOST 100-YARD RUSHING GAMES, Season

	<u>Player</u>	<u>Games</u>
1.	Frank Gore (2006)	9
2.	Roger Craig (1988)	7
3.	Garrison Hearst (1998)	6
4.	Frank Gore (2011)	5
	Frank Gore (2009)	5
	J.D. Smith (1959)	5
	Joe Perry (1953)	5

### MOST CONSECUTIVE GAMES WITH A RUSHING TD

	<u>Player</u>	<u>Game(s)</u>	<u>Games</u>
1.	Joe Perry	at GB (11/22/53) to at GB (10/10/54)	7
2.	Hugh McElhenny	vs. Was. (9/26/54) to vs. Det. (10/24/54)	5



# ALL-TIME REGULAR SEASON RECEIVING

## ALL-TIME LEADING RECEIVERS (BY RECEPTIONS)

Player	Years	Gms	Rec	Yards	Avg	Lg	TD
1. Jerry Rice	1985–2000 (16)	238	1,281	19,247	15.0	96t	176
2. Terrell Owens	1996–2003 (8)	121	592	8,572	14.5	79t	81
3. Roger Craig (RB)	1983–1990 (8)	121	508	4,442	8.7	73	16
4. Dwight Clark	1979–1987 (9)	134	506	6,750	13.3	80t	48
5. Vernon Davis (TE)	2006–2015 (10)	139	441	5,640	12.9	73t	55
6. Brent Jones (TE)	1987–1997 (11)	143	417	5,195	12.5	69t	33
7. Billy Wilson	1951–1960 (10)	100	407	5,902	14.5	77t	49
8. Gene Washington	1969–1977 (9)	124	371	6,664	18.0	79t	59
9. John Taylor	1987–1995 (9)	121	347	5,598	16.1	97t	43
10. Frank Gore (RB)	2005–2014 (10)	148	342	2,883	8.4	55t	11
11. J.J. Stokes	1995–2002 (8)	111	327	4,139	12.7	53	30
12. Michael Crabtree	2009–2014 (6)	79	347	4,327	12.5	60t	26
13. Freddie Solomon	1978–1985 (8)	114	310	4,873	15.7	93t	43
14. Tom Rathman	1986–1993 (8)	115	294	2,490	8.5	36	8
15. Bernie Casey	1961–1966 (6)	79	277	4,008	14.5	68t	27
16. Ken Willard (RB)	1965–1973 (9)	125	273	2,156	7.9	62	16
17. Gordie Soltau	1950–1958 (9)	107	249	3,487	14.0	54t	25
18. Earl Cooper	1980–1985 (6)	88	213	1,908	9.0	73t	12
19. Dave Parks	1964–1967 (4)	50	208	3,334	16.0	83t	27
20. Monty Stickles	1960–1967 (8)	102	207	2,993	14.5	54	14

## MOST RECEPTIONS IN SINGLE SEASON

Player	Year	Rec	Yards	Avg	Lg	TD
1. Jerry Rice	1995	122	1,848	15.1	81t	15
2. Jerry Rice	1994	112	1,499	13.4	69t	13
3. Jerry Rice	1996	108	1,254	11.6	39	8
4. Terrell Owens	2002	100	1,300	13.0	76t	13
Jerry Rice	1990	100	1,502	15.0	64t	13
6. Jerry Rice	1993	98	1,503	15.3	80t	15
7. Terrell Owens	2000	97	1,451	15.0	69t	13
8. Terrell Owens	2001	93	1,412	15.2	60t	16
9. Roger Craig	1985	92	1,016	11.0	73	6
10. Derek Loville (RB)	1995	87	662	7.6	31	3
11. Jerry Rice	1986	86	1,570	18.3	66t	15
12. Anquan Boldin	2013	85	1,179	13.9	63	7
Michael Crabtree	2012	85	1,105	13.0	49t	9
Dwight Clark	1981	85	1,105	13.0	78t	4
15. Jerry Rice	1992	84	1,201	14.3	80t	10
16. Anquan Boldin	2014	83	1,062	12.8	76t	5
Earl Cooper	1980	83	567	6.8	66t	4
17. Eric Johnson	2004	82	825	10.1	25	2
Jerry Rice	1998	82	1,157	14.1	75t	9
Jerry Rice	1989	82	1,483	18.1	68t	17
Dwight Clark	1980	82	991	12.1	71t	8

Led NFL

Led Conference

## MOST RECEIVING YARDS, Career

Player	Yds
1. Jerry Rice	19,247
2. Terrell Owens	8,572
3. Dwight Clark	6,750
4. Gene Washington	6,664
5. Billy Wilson	5,902
6. John Taylor	5,598
7. Vernon Davis (TE)	5,616
8. Brent Jones (TE)	5,640
9. Freddie Solomon	4,873
10. Roger Craig (RB)	4,442

## MOST TOUCHDOWNS, Career

Player	TD
1. Jerry Rice	176
2. Terrell Owens	81
3. Gene Washington	59
4. Vernon Davis (TE)	55
5. Billy Wilson	49
6. Dwight Clark	48
7. Freddie Solomon	43
John Taylor	43
9. Brent Jones (TE)	33
10. J.J. Stokes	30

## BEST RECEIVING AVG., Career

Player	Avg
1. Gene Washington	18.0
2. John Taylor	16.1
3. Dave Parks	16.0
4. Freddie Solomon	15.7
5. Jerry Rice	15.0

(min. 200 receipts.)

## 100-YARD GAMES, Career

Player	Games
1. Jerry Rice	66
2. Terrell Owens	25
3. Gene Washington	17
4. Dwight Clark	16
5. John Taylor	12

## 1,000-YD SEASONS, Career

Player	Seasons
1. Jerry Rice	12
2. Terrell Owens	5
3. Anquan Boldin	2
John Taylor	2

# ALL-TIME REGULAR SEASON RECEIVING

## TOP SINGLE-GAME RECEIVING

### MOST RECEIVING YARDS

Player	Game	Yards
1. Jerry Rice	vs. Min. (12/18/95)	289
2. John Taylor	at LA Rams (12/11/89)	286
3. Terrell Owens	vs. Chi. (12/17/00)	283
4. Jerry Rice	vs. LA Rams (12/9/85)	241
5. Dave Parks	at Bal. (10/3/65)	231
6. Jerry Rice	at Atl. (10/14/90)	225
Bernie Casey	at Chi. (11/13/66)	225
8. <b>Anquan Boldin</b>	<b>vs. GB (9/8/13)</b>	<b>208</b>
9. Jerry Rice	at Was. (11/17/86)	204
10. Gordie Soltau	at NYG (11/9/52)	196

### MOST RECEPTIONS

Player	Game	Rec
1. Terrell Owens	vs. Chi. (12/17/00)	20
2. Jerry Rice	vs. LA Rams (11/20/94)	16
3. Jerry Rice	vs. Min. (12/18/95)	14
4. <b>Anquan Boldin</b>	<b>vs. GB (9/8/13)</b>	<b>13</b>
Eric Johnson	vs. Arz. (10/10/04)	13
Terrell Owens	vs. Phi. (11/25/02)	13
Jerry Rice	at Atl. (10/14/90)	13

### MOST RECEIVING TOUCHDOWNS

Player	Game	TD
1. Jerry Rice	at Atl. (10/14/90)	5
2. Jerry Rice	at TB (11/14/93)	4
3. (17 times) Last: Vernon Davis	at Hou. (10/25/09)	3

### RECEIVING AVERAGE (5+ ATTEMPTS)

Player	Game	Avg
1. John Taylor	at Atl. (12/3/89), 5–162	32.4
2. Jerry Rice	at Dal. (11/12/95), 5–161	32.2
3. Gene Washington	vs. NE (10/31/71), 5–160	32.0
4. Jerry Rice	at GB (11/4/90), 6–187	31.2
5. Billy Wilson	at Bal. (12/2/56), 5–148	29.6

### MOST CONSECUTIVE GAMES WITH A RECEPTION

Player	Game(s)	Games
1. Jerry Rice	(12/9/85) to (12/23/00)	225*
2. Terrell Owens	(10/20/96) to (12/21/03)	115
3. Dwight Clark	(9/14/80 to (9/13/87)	105

\* NFL Record (streak extended to 274 in '04 as member of Raiders)

### MOST RECEIVING TOUCHDOWNS, Season

Player	TD
1. Jerry Rice (1987).....	22
2. Jerry Rice (1989).....	17
3. Terrell Owens (2001).....	16
4. Jerry Rice (1995).....	15
Jerry Rice (1993).....	15
Jerry Rice (1986).....	15
7. Terrell Owens (1998).....	14
Jerry Rice (1991).....	14
9. (6 times) Last: Vernon Davis (2013).....	13

### MOST RECEIVING YARDS, Season

Player	Yards
1. Jerry Rice (1995).....	1,848
2. Jerry Rice (1986).....	1,570
3. Jerry Rice (1993).....	1,503
4. Jerry Rice (1990).....	1,502
5. Jerry Rice (1994).....	1,499
6. Jerry Rice (1989).....	1,483
7. Terrell Owens (2000).....	1,451
8. Terrell Owens (2001).....	1,412
9. Dave Parks (1965).....	1,344
10. Jerry Rice (1988).....	1,306

### CONSECUTIVE GAMES WITH A TOUCHDOWN RECEPTION

Player	Games
1. Jerry Rice (12/19/86 to 12/27/87).....	13
2. Terrell Owens (11/8/98 to 12/27/98).....	8
Jerry Rice (12/8/89 to 11/27/89).....	8
Dave Parks (11/7/65 to 9/11/66).....	8

### BEST RECEIVING AVERAGE, Season

Player	Avg
1. Freddie Solomon (1983).....	21.4
2. Gene Washington (1974).....	21.2
3. Gene Washington (1970).....	20.8
4. Jerry Rice (1988).....	20.4
5. Gene Washington (1972).....	20.0

(min. 25 receptions)

### MOST 100-YARD RECEIVING GAMES, Season

Player	Games
1. Jerry Rice (1995).....	9
2. Jerry Rice (1989).....	8
3. Jerry Rice (1990).....	7
4. Terrell Owens (2001).....	6
Dwight Clark (1982).....	6

### CONSECUTIVE 100-YARD RECEIVING GAMES

Player	Games
1. Jerry Rice (10/29/95 to 11/20/95).....	4
2. Jerry Rice (12/10/95 to 12/24/95).....	3
Jerry Rice (9/10/89 to 9/24/89).....	3
Jerry Rice (9/11/88 to 9/25/88).....	3
Jerry Rice (11/15/87 to 11/29/87).....	3
Dwight Clark (12/11/82 to 12/26/82).....	3
Dwight Clark (9/12/82 to 11/21/82).....	3

# ALL-TIME REGULAR SEASON SCRIMMAGE YARDS

## ALL-TIME LEADERS IN TOTAL YARDS FROM SCRIMMAGE

Player	Years	Gms	Touches	Yards	Avg	Yds/Gm	TD
1. Jerry Rice (WR)	1985–2000 (16)	238	1,365	19,872	14.6	83.5	186
2. Frank Gore (RB)	2005–2014 (10)	148	2,784	13,956	5.0	94.3	75
3. Roger Craig (RB)	1983–1990 (8)	121	2,194	11,506	5.2	95.1	66
4. Terrell Owens (WR)	1996–2003 (8)	121	613	8,734	14.2	72.2	83
5. Joe Perry (RB)	1950–1960, '63 (12)	131	1,660	8,624	5.2	65.8	57
6. Ken Willard (RB)	1965–1973 (9)	125	1,855	8,086	4.4	64.7	61
7. Garrison Hearst (RB)	1997–2003 (7)	73	1,363	7,139	5.2	97.8	33
8. Hugh McElhenny (HB)	1952–1960 (9)	97	1,072	6,954	6.5	71.7	50
9. Dwight Clark (WR)	1979–1987 (9)	134	512	6,800	13.3	50.7	48
10. Gene Washington (WR)	1969–1977 (9)	124	376	6,663	17.7	53.7	59
11. Billy Wilson (E)	1951–1960 (10)	100	407	5,902	14.5	59.0	49
12. John Taylor (WR)	1987–1995 (9)	121	353	5,629	15.9	46.5	43
13. Vernon Davis (TE)	2006–2015 (10)	139	447	5,655	12.8	40.8	55
14. J.D. Smith (HB)	1956–1964 (9)	97	1,128	5,479	4.9	56.5	42
15. Freddie Solomon (WR)	1978–1985 (8)	114	357	5,202	14.6	45.6	46
16. Brent Jones (TE)	1987–1997 (11)	143	417	5,195	12.5	36.3	33
17. Kevan Barlow (RB)	2001–2005 (5)	72	1,028	4,757	4.6	66.1	27
18. Tom Rathman (RB)	1986–1993 (8)	115	810	4,392	5.4	38.2	34
19. Ricky Watters (RB)	1992–1994 (3)	43	793	4,290	5.4	99.8	33
20. Wilbur Jackson (RB)	1974–1979 (6)	72	893	4,188	4.7	58.2	13

## MOST TOTAL YARDS FROM SCRIMMAGE IN SINGLE SEASON

Player	Year	Touches	Yards	Avg	Yds/Gm	TD
1. Frank Gore	2006	373	2,180	5.8	136.3	9
2. Garrison Hearst	1998	349	2,105	6.0	131.6	9
3. Roger Craig	1985	306	2,066	6.8	129.1	15
4. Roger Craig	1988	386	2,036	5.3	127.3	10
5. Jerry Rice	1995	127	1,884	14.8	117.8	16
6. Charlie Garner	2000	326	1,789	5.5	111.8	10
7. Charlie Garner	1999	297	1,764	5.9	110.3	6
8. Jerry Rice	1986	96	1,642	17.1	102.6	16
9. Ricky Watters	1994	305	1,596	5.2	99.8	11
10. Jerry Rice	1994	119	1,592	13.4	99.5	15
11. Jerry Rice	1993	101	1,572	15.6	98.3	16
12. Garrison Hearst	2001	293	1,553	5.3	97.1	5
13. Frank Gore	2007	313	1,538	4.9	102.5	6
14. Roger Craig	1989	320	1,527	4.8	95.4	7
15. Frank Gore	2009	281	1,526	5.4	109.0	13

Led NFL

Led Conference

## MOST TOUCHES, Career

Player	Touches
1. Frank Gore.....	2,784
2. Roger Craig.....	2,194
3. Ken Willard.....	1,855
4. Joe Perry.....	1,660
5. Jerry Rice.....	1,365
6. Garrison Hearst.....	1,363
7. J.D. Smith.....	1,128
8. Hugh McElhenny.....	1,072
9. Kevan Barlow.....	1,028
10. Wilbur Jackson.....	893

## BEST YARDS PER TOUCH, Career

Player	Avg
1. Jerry Rice.....	14.6
2. Hugh McElhenny.....	6.5
3. Tom Rathman.....	5.4
4. Ricky Watters.....	5.4
5. Roger Craig.....	5.2
6. Garrison Hearst.....	5.2
7. Joe Perry.....	5.2
8. Delvin Williams.....	5.1
9. Frank Gore.....	5.0
10. J.D. Smith.....	4.9

(min. 750 touches)

## MOST TOUCHES, Season

Player	Touches
1. Roger Craig (1988).....	386
2. Frank Gore (2006).....	373
3. Garrison Hearst (1998).....	349
4. Charlie Garner (2000).....	326
5. Roger Craig (1989).....	320

## BEST YARDS PER TOUCH, Season

Player	Avg
1. Jerry Rice (1993).....	15.6
2. Dwight Clark (1982).....	15.2
3. Jerry Rice (1995).....	14.8
4. Jerry Rice (1990).....	14.7
5. Terrell Owens (2000).....	14.6

(min. 100 touches)

## TOP SINGLE-GAME SCRIMMAGE YARD TOTALS

### MOST YARDS IN SINGLE GAME

Player	Game	Yards
1. Jerry Rice	vs. Min. (12/18/95)	299
2. Terrell Owens	vs. Chi. (12/17/00)	288
3. John Taylor	at LA Rams (12/11/89)	286
4. Delvin Williams	vs. Was. (11/7/76)	279
5. Jerry Rice	vs. LA Rams (12/9/85)	255
6. Frank Gore	vs. Sea. (9/20/09)	246
7. Frank Gore	vs. Sea. (11/19/06)	238
8. Charlie Garner	at Dal. (9/24/00)	235
9. Dave Parks	at Bal. (10/3/65)	231
10. Garrison Hearst	vs. NYJ (9/6/98)	225
Jerry Rice	at Atl. (10/14/90)	225
Bernie Casey	at Chi. (11/13/66)	225

### MOST TOUCHES IN SINGLE GAME

Player	Game	Touches
1. Maurice Hicks	at Arz. (12/12/04)	39
Charlie Garner	at Dal. (9/24/00)	39
3. Delvin Williams	at StL (10/31/76)	35
4. Derek Loville	vs. Buf. (12/3/95)	34
5. Frank Gore	at Den. (12/31/06)	33
Frank Gore	at Sea. (12/14/06)	33
Kevan Barlow	at Phi. (12/21/03)	33
Garrison Hearst	vs. Sea. (12/1/02)	33
J.D. Smith	at Bal. (10/7/62)	33
10. (4 times) Last: Frank Gore	vs. Det. (12/27/09)	32

## ALL-TIME REGULAR SEASON INTERCEPTIONS

### ALL-TIME INTERCEPTION LEADERS

Player	Years	Gms	INT	Yards	Avg	Lg	TD
1. Ronnie Lott	1981–1990 (10)	129	51	643	12.6	83t	5
2. Jimmy Johnson	1961–1976 (16)	213	47	615	13.1	63	2
3. Kermit Alexander	1963–1969 (7)	94	36	499	13.9	66t	1
4. Merton Hanks	1991–1998 (8)	125	31	380	12.3	67t	2
5. Dwight Hicks	1979–1985 (7)	96	30	586	19.5	72	3
6. Lowell Wagner	1950–1953, '55 (5)	47	25	331	13.2	40	0
7. Tony Parrish	2002–2006 (5)	66	22	504	22.9	60	1
Don Griffin	1986–1993 (8)	114	22	49	2.2	23	0
Rex Berry	1951–1956 (6)	66	22	404	18.4	44t	3
10. Dave Baker	1959–1961 (3)	38	21	294	14.0	40	0
11. Tim McDonald	1993–1999 (7)	111	20	325	16.3	73t	3
Dick Moegle	1955–1959 (5)	47	20	232	11.6	40	1
13. Zack Bronson	1997–2003 (7)	84	19	346	18.2	97t	2
14. Eric Wright	1981–1990 (10)	110	18	256	14.2	60t	2
Bruce Taylor	1970–1977 (8)	109	18	201	11.2	70	0
16. Carlton Williamson	1981–1987 (7)	88	17	294	17.3	82	1
17. Tim McKyer	1986–1989 (4)	51	16	62	3.9	21t	1
18. Walt Harris	2006–2008 (3)	46	15	151	10.1	42	1
Abe Woodson	1958–1964 (7)	89	15	159	10.6	61	0
20. Dashon Goldson	2007–2012 (6)	81	14	152	10.9	39t	1
Skip Vanderbundt	1969–1977 (9)	119	14	165	11.8	37t	2
Frank Nunley	1967–1976 (10)	137	14	136	9.7	24	0
Dave Wilcox	1964–1974 (11)	153	14	149	10.6	35	1

### MOST INTERCEPTIONS IN SINGLE SEASON

Player	Year	INT	Yards	Avg	Lg	TD
1. Ronnie Lott	1986	10	134	13.4	57t	1
Dave Baker	1960	10	96	9.6	28	0
3. Tony Parrish	2003	9	202	22.4	49	0
Dwight Hicks	1981	9	239	26.6	72	1
Kermit Alexander	1968	9	155	17.2	66t	1
Lowell Wagner	1951	9	115	12.8	40	0
7. Walt Harris	2006	8	84	10.5	42	1
Dick Moegle	1957	8	107	13.4	40	0
Jim Cason	1951	8	147	18.4	65t	1
10. Tony Parrish	2002	7	204	29.1	60	0
Ahmed Plummer	2001	7	45	6.4	24	0
Zack Bronson	2001	7	165	23.6	97t	2
Merton Hanks	1994	7	93	13.3	38	0
Dave Waymer	1990	7	64	9.1	24	0
Tim McKyer	1988	7	11	1.6	7	0
Eric Wright	1983	7	164	23.4	60t	2
Ronnie Lott	1981	7	117	16.7	41t	3
Rex Berry	1953	7	142	20.3	29	1

Led NFL

Led Conference

### MOST INT RETURN YARDS, Career

Player	Yards
1. Ronnie Lott	643
2. Jimmy Johnson	615
3. Dwight Hicks	586
4. Tony Parrish	504
5. Kermit Alexander	499
6. Rex Berry	404
7. Merton Hanks	380
8. Zack Bronson	346
9. Lowell Wagner	331
10. Tim McDonald	325

### MOST INTs RETURNED FOR TD, Career

Player	TD
1. Ronnie Lott	5
2. Rex Berry	3
Dwight Hicks	3
Tim McDonald	3
Deion Sanders	3
6. (10 Players) Last: Patrick Willis	2

### MOST INT RETURN YARDS, Season

Player	Yards
1. Deion Sanders (1994)	303
2. Dwight Hicks (1981)	239
3. Tony Parrish (2002)	204
4. Tony Parrish (2004)	202
5. Zack Bronson (2001)	165

### MOST INTs RETURNED FOR TD, Season

Player	TD
1. Deion Sanders (1994)	3
Ronnie Lott (1981)	3
3. Zack Bronson (2001)	2
Tim McDonald (1995)	2
Ken Norton (1995)	2
Tom Holmoe (1986)	2
Dwight Hicks (1983)	2
Eric Wright (1983)	2
Skip Vanderbundt (1972)	2

### MOST INTs BY A NON-DB, Season

Player	INT
1. Jim Fahnhorst, LB (1986)	4
Keena Turner, LB (1984)	4
Frank Nunley, LB (1974)	4

## TOP SINGLE-GAME INTERCEPTION TOTALS

### MOST INTERCEPTIONS IN SINGLE GAME

Player	Game	INT
1. Dave Baker	at LA Rams (12/4/60)	4
2. Walt Harris	vs. Oak. (10/8/06)	3
Ronnie Heard	vs. Arz. (10/27/02)	3
Rod Woodson	vs. NO (9/14/97)	3
Eric Wright	at Min. (9/8/83)	3
Tony Leonard	vs. Cin. (10/1/78)	3
Dave Baker	at Dal. (11/20/60)	3

### MOST INTs RETURNED FOR TD IN SINGLE GAME

Player	Game	INT
1. Ken Norton	at StL (10/22/95)	2
2. 51 Players	70 Times	1

### MOST INTERCEPTION RETURN YARDS IN SINGLE GAME

Player	Game	Yards
1. Dwight Hicks	at Was. (10/4/81)	104
2. Zack Bronson	at Chi. (10/28/01)	97
3. Merton Hanks	vs. NO (11/22/93)	94
Al Randolph	vs. Chi. (12/11/66)	94
5. Deion Sanders	at Atl. (10/16/94)	93
6. Deion Sanders	at SD (12/11/94)	90
Kermit Alexander	at Pit. (11/24/68)	90
8. NaVorro Bowman	vs. Atl. (12/23/13)	89
9. Tory Nixon	at GB (10/26/86)	88
10. Patrick Willis	at Sea. (9/14/08)	86
Eric Davis	vs. StL (11/26/95)	86

# ALL-TIME REGULAR SEASON SACKS

## ALL-TIME SACK LEADERS

Player	Years	Sacks
1. Bryant Young (DT)	1994–2007 (14)	89.5
2. Charles Haley (LB)	1986–1999 (7)	66.5
3. Dana Stubblefield (DT)	1993–2002 (7)	46.5
4. Ahmad Brooks (LB)	2009–* (6)	45.5
5. Dwaine Board (DE)	1982–1988 (10)	45.0
6. Aldon Smith (LB)	2011–2014 (4)	44.0
7. Justin Smith (DT)	2008–2014 (7)	43.5
8. Chris Doleman (DE)	1996–1998 (3)	38.0
9. Andre Carter (DE)	2001–2005 (5)	32.0
10. Jeff Stover (DE)	1982–1988 (7)	30.5
11. Roy Barker (DE)	1996–1998 (3)	30.0
12. Pierce Holt (DE)	1988–1992 (5)	29.5
13. Larry Roberts (DE)	1986–1993 (8)	28.0
Fred Dean (DE)	1981–1985 (5)	28.0
15. Tim Harris (LB)	1991–1995 (4)	26.0
16. Kevin Fagan (DE)	1987–1993 (7)	25.5
17. Dennis Brown (DE)	1990–1996 (7)	24.5
18. Michael Carter (NT)	1984–1992 (9)	22.5
19. Parys Haralson (LB)	2006–2012 (7)	21.5
Julian Peterson (LB)	2000–2005 (6)	21.5

**Note:** Includes figures since 1982, when sacks first became an official statistic

## MOST SACKS IN SINGLE SEASON

Player	Year	Sacks
1. Aldon Smith	2012	19.5
2. Fred Dean	1983	17.5
3. Tim Harris	1992	17.0
4. Charles Haley	1990	16.0
5. Chris Doleman	1998	15.0
Dana Stubblefield	1997	15.0
7. Aldon Smith	2011*	14.0
8. Dwaine Board	1983	13.0
9. Andre Carter	2002	12.5
Roy Barker	1996	12.5

Led Conference \*Rookie Year

## MOST SACKS IN SINGLE GAME

Player	Game	Sacks
1. Fred Dean	vs. NO (11/13/83)	6.0
2. Aldon Smith	vs. Chi. (11/19/12)	5.5
3. Roy Barker	at StL (10/25/98)	4.0
Chris Doleman	at NO (10/11/98)	4.0
Dana Stubblefield	at Phi. (11/10/97)	4.0
Pierce Holt	vs. NYG (11/27/89)	4.0
Dwaine Board	at LA Raiders (9/22/85)	4.0

# ALL-TIME REGULAR SEASON PUNTING

## ALL-TIME LEADING PUNTERS (BY AVERAGE)

Player	Years	Punts	Yards	Avg	Net	Lg	In20	Blk
1. Andy Lee	2004–2014 (11)	941	43,468	46.2	39.5	82	300	4
2. Tommy Davis	1959–1969 (11)	511	22,833	44.7	NA	82	NA	2
3. Frankie Albert	1950–1952 (3)	139	5,830	41.9	NA	70	NA	1
4. Tommy Thompson	1995–1997 (3)	208	8,711	41.9	35.6	65	55	3
5. Tom Wittum	1973–1977 (5)	380	15,494	40.8	NA	68	NA	9
6. Jim Miller	1980–1982 (3)	214	8,686	40.6	31.7	80	36	1
7. Jason Baker	2001–2002 (2)	111	4,501	40.5	34.1	64	33	0
8. Max Runager	1984–1988 (5)	281	11,394	40.5	33.8	62	36	1
9. Klaus Wilmsmeyer	1992–1994 (3)	145	5,871	40.5	35.0	61	48	0
10. Chad Stanley	1999–2000 (2)	138	5,464	39.6	31.5	70	35	3

\*minimum 100 punts

## BEST PUNTING AVERAGE IN SINGLE SEASON

Player	Year	Punts	Yards	Avg	Net	Lg	In20	Blk
1. Andy Lee	2011	78	3,970	50.9	44.0	68	28	1
2. Andy Lee	2013	79	3,804	48.2	41.7	62	27	0
3. Andy Lee	2012	67	3,226	48.1	43.2	66	36	0
4. Andy Lee	2008	66	3,155	47.8	39.0	82	13	1
5. Andy Lee	2009	99	4,711	47.6	41.0	64	30	0
6. Andy Lee	2007	105	4,968	47.3	41.0	74	42	0
7. Andy Lee	2014	72	3,369	46.8	39.6	71	28	1
8. Andy Lee	2010	91	4,203	46.2	38.2	64	34	0
9. Tommy Davis	1965	54	2,471	45.8	NA	65	NA	0
10. Tommy Davis	1959	59	2,694	45.7	NA	71	NA	0

Led NFL

Led Conference

+ NFL Record

## MOST PUNTS IN SINGLE GAME

Player	Game	Punts
1. Tom Wittum	vs. LA Rams (11/21/76)	11
2. Andy Lee	vs. Sea. (9/30/07)	10
Jim Miller	vs. Atl. (11/8/81)	10
Jim Miller	vs. LA Rams (10/25/81)	10
Mike Connell	at Atl. (11/5/78)	10
Mike Connell	vs. Cin. (10/1/78)	10
Tom Wittum	at Atl. (11/6/77)	10
Tom Wittum	vs. Atl. (10/23/76)	10
Tommy Davis	at Det. (10/6/63)	10

## BEST PUNT AVG. IN SINGLE GAME

Player	Game	Avg
1. Andy Lee	vs. Sea. (9/11/11)	59.6
2. Andy Lee	at Bal. (11/24/11)	57.6
3. Andy Lee	at Pit. (9/23/07)	57.2
4. Andy Lee	at StL (1/1/12)	56.8
5. Andy Lee	at NE (12/16/12)	56.6
6. Andy Lee	vs. Dal. (9/18/11)	55.3
7. Klaus Wilmsmeyer	vs. Det. (10/9/94)	55.0
8. Andy Lee	at StL (12/21/08)	54.8

\*minimum 4 punts

## MOST PUNTS, Career

Player	Punts
1. Andy Lee	941
2. Tommy Davis	511
3. Tom Wittum	380
4. Max Runager	281
5. Steve Spurrier	230

## MOST PUNTS INSIDE 20, Career

Player	In20
1. Andy Lee	300
2. Max Runager	84
3. Tommy Thompson	55
4. Barry Helton	50
5. Klaus Wilmsmeyer	48

\*inside-the-20 became official stat in 1976

## MOST PUNTS, Season

Player	Punts
1. Andy Lee (2005)	107
2. Andy Lee (2007)	105
3. Andy Lee (2009)	99
4. Andy Lee (2004)	96
Mike Connell (1978)	96

## MOST PUNTS INSIDE 20, Season

Player	In20
1. Andy Lee (2007)	42
2. Andy Lee (2012)	36
3. Andy Lee (2010)	34
4. Andy Lee (2009)	30
Max Runager (1985)	30
6. Andy Lee (2014)	28
Andy Lee (2011)	28

\*inside-the-20 became official stat in 1976



# ALL-TIME REGULAR SEASON PUNT RETURNS

## ALL-TIME LEADERS IN PUNT RETURNS (BY AVERAGE)

Player	Years	PR	FC	Yards	Avg	Lg	TD
1. Manfred Moore	1974–1975 (2)	21	0	309	14.7	88t	1
2. Jim Cason	1950–1952, '54 (4)	24	NA	288	12.0	33	0
3. Ted Ginn Jr.	2010–2012 (3)	94	48	1,113	11.8	78t	2
4. Allen Rossum	2008–2009 (2)	27	8	307	11.4	45	0
5. Iheanyi Uwaezuoke	1996–1998 (3)	34	14	373	11.0	36	0
6. LaMichael James	2012–2014 (3)	23	12	251	10.9	40	0
7. Dana McLemore	1982–1987 (6)	142	38	1,531	10.8	93t	4
8. Jimmy Williams	2001–2004 (4)	55	18	576	10.5	89t	1
9. Dexter Carter	1990–1996 (7)	117	56	1,213	10.4	78t	2
10. John Taylor	1987–1995 (9)	149	55	1,517	10.2	95t	2

\*minimum 20 returns

## BEST PUNT RETURN AVERAGE IN SINGLE SEASON

Player	Year	PR	FC	Yards	Avg	Lg	TD
1. Jimmy Williams	2002	20	8	336	16.8	89t	1
2. Hugh McElhenny	1952	20	NA	284	14.2	94t	1
3. Ted Ginn Jr.	2010	24	18	321	13.4	78t	1
4. Joe Arenas	1951	21	NA	272	13.0	51	0
5. John Taylor	1988	44	7	556	12.6	95t	2
6. Dana McLemore	1987	21	7	265	12.6	83t	1
7. Ted Ginn Jr.	2011	38	18	466	12.3	55t	1
8. Dexter Carter	1993	34	20	411	12.1	72t	1
9. Bruce Taylor	1970	43	10	516	12.0	76	0
10. John Taylor	1989	36	20	417	11.6	37	0

\*minimum 20 returns

Led NFL    Led Conference

## TOP SINGLE-GAME PUNT RETURN PERFORMANCES

### MOST PUNT RETURN YARDS IN SINGLE GAME

Player	Game	Yards
1. Tony Leonard	vs. NO (10/17/76)	141
2. Bruce Taylor	at Hou. (11/15/70)	133
3. Dexter Carter	vs. Min. (10/3/93)	131
4. Dexter Carter	vs. Min. (12/18/95)	126
5. Dana McLemore	vs. LA Rams (1/2/83)	125

### MOST PUNT RETURNS IN SINGLE GAME

Player	Game	Returns
1. Tony Leonard	vs. NO (10/17/76)	9
Ralph McGill	at Atl. (10/29/72)	9
3. Michael Lewis	vs. StL (11/18/07)	7
Dana McLemore	at NO (11/25/84)	7
Tony Leonard	at Atl. (11/6/77)	7
Tony Leonard	vs. LA Rams (11/21/76)	7
Ralph McGill	at Phi. (11/30/75)	7
Ralph McGill	vs. Atl. (10/12/75)	7

### BEST PUNT RETURN AVERAGE IN SINGLE GAME

Player	Game	Avg
1. Ted Ginn Jr.	at StL (12/26/10)	32.3
2. Dexter Carter	vs. Min. (12/18/95)	31.5
3. Dana McLemore	vs. LA Rams (1/2/83)	31.3
4. Abe Woodson	at GB (10/21/62)	30.3
5. John Taylor	vs. Was. (11/21/88)	28.3
6. Chuck Levy	at Phi. (11/10/97)	27.3
7. Dexter Carter	vs. Min. (10/3/93)	26.2
8. Dana McLemore	at NYG (10/8/84)	25.8
9. Bruce Taylor	vs. NYG (12/21/75)	25.7
10. Freddie Solomon	vs. TB (10/26/80)	25.0

\*minimum of 3 punt returns

## MOST PUNT RETURNS, Career

Player	PR
1. John Taylor	149
2. Dana McLemore	142
Bruce Taylor	142
4. Joe Arenas	124
5. Kermit Alexander	120
6. Dexter Carter	117
7. Freddie Solomon	106
8. Ralph McGill	105
Abe Woodson	105
10. Hugh McElhenny	99

## MOST PUNT RETURN YARDS, Career

Player	Yards
1. Dana McLemore	1,531
2. John Taylor	1,517
3. Bruce Taylor	1,323
4. Dexter Carter	1,213
5. Ted Ginn Jr.	1,113
6. Ralph McGill	964
7. Abe Woodson	949
8. Freddie Solomon	804
9. Kermit Alexander	782
10. Joe Arenas	774

## MOST PUNT RETURN TDs, Career

Player	TD
1. Dana McLemore	4
2. Kermit Alexander	2
Dexter Carter	2
Ted Ginn Jr.	2
Freddie Solomon	2
John Taylor	2
Abe Woodson	2

## MOST PUNT RETURNS, Season

Player	PR
1. R.W. McQuarters (1998)	47
2. Dana McLemore (1984)	45
3. Michael Lewis (2007)	44
John Taylor (1988)	44
5. Bruce Taylor (1970)	43
6. Ted Ginn Jr. (2011)	38
Dexter Carter (1996)	38
Don Griffin (1986)	38
Dana McLemore (1985)	38
10. Dexter Carter (1996)	36
John Taylor (1989)	36

## MOST PUNT RETURN TDs, Season

Player	TD
1. John Taylor (1988)	2
Freddie Solomon (1980)	2

# ALL-TIME REGULAR SEASON KICKOFF RETURNS

## ALL-TIME LEADERS IN KICKOFF RETURNS (BY AVERAGE)

Player	Years	KR	Yards	Avg	Lg	TD
1. Abe Woodson	1958–1964 (7)	166	4,873	29.4	105t	5
2. LaMichael James	2012–2014 (3)	26	738	28.4	62	0
3. Joe Arenas	1951–1957 (7)	139	3,798	27.3	96	1
4. Allen Rossum	2008–2009 (2)	54	1,411	26.1	104t	1
5. Lenny Lyles	1959–1960 (2)	42	1,091	26.0	97t	1
6. Vic Washington	1971–1973 (3)	84	2,178	25.9	98t	1
7. Mike Holmes	1974–1975 (2)	27	671	24.9	57	0
8. J.D. Smith	1956–1964 (9)	36	882	24.5	39	0
9. Amos Lawrence	1981–1982 (2)	26	627	24.1	92t	1
10. James Owens	1979–1980 (2)	72	1,728	24.0	101t	2

\*minimum 25 returns

## BEST KICKOFF RETURN AVERAGE IN SINGLE SEASON

Player	Year	KR	Yards	Avg	Lg	TD
1. Joe Arenas	1953	16	551	34.4	82	0
2. Abe Woodson	1963	29	935	32.2	103t	3
3. Abe Woodson	1962	37	1,157	31.3	79	0
4. Lenny Lyles	1960	17	526	30.9	97t	1
5. Joe Arenas	1956	27	801	29.7	96	1
6. Abe Woodson	1960	17	498	29.3	64	0
7. Abe Woodson	1961	27	782	29.0	98t	1
8. Vic Washington	1972	27	771	28.6	98t	1
9. Ted Ginn Jr.	2011	29	800	27.6	102t	1
10. Abe Woodson	1964	32	880	27.5	70	0

\*minimum 1.25 ret/game

Led NFL

Led Conference

## TOP SINGLE-GAME KICKOFF RETURN PERFORMANCES

### MOST KICKOFF RETURN YARDS IN SINGLE GAME

Player	Game	Yards
1. Abe Woodson	vs. Det. (11/11/62)	210
2. Abe Woodson	at Det. (9/23/62)	205
3. Lenny Lyles	vs. Bal. (12/18/60)	202
4. Maurice Hicks	vs. SD (10/15/06)	195
5. Allen Rossum	vs. Phi. (10/12/08)	194

### MOST KICKOFF RETURNS IN SINGLE GAME

Player	Game	Returns
1. Maurice Hicks	vs. SD (10/15/06)	9
Allen Rossum	vs. Phi. (10/12/08)	9
3. Maurice Hicks	at Was. (10/23/05)	8
4. (15 times) Last: Ted Ginn Jr.	at SD (12/16/10)	7

### BEST KICKOFF RETURN AVERAGE IN SINGLE GAME

Player	Game	Avg
1. Lenny Lyles	vs. Bal. (12/18/60)	67.3
2. Doug Cunningham	vs. NO (10/22/67)	53.0
3. Abe Woodson	vs. Min. (9/29/63)	51.0
4. Allen Rossum	vs. Arz. (11/10/08)	46.5
5. Amos Lawrence	vs. LA Rams (11/22/81)	46.0
Abe Woodson	vs. NYG (11/17/63)	46.0

\*minimum of 3 kickoff returns

### MOST KICKOFF RETURNS FOR TOUCHDOWN IN SINGLE GAME

Player	Game	TD
1. (21 times) Last: Ted Ginn Jr.	vs. Sea. (9/11/11)	1

## MOST KICKOFF RETURNS, Career

Player	KR
1. Dexter Carter	217
2. Maurice Hicks	185
3. Abe Woodson	166
4. Joe Arenas	139
5. Kermit Alexander	137
6. Ted Ginn Jr.	87
7. Vic Washington	84
8. Carl Monroe	76
9. James Owens	72
10. Paul Hofer	68
Doug Cunningham	68

## MOST KICKOFF RETURN YARDS, Career

Player	Yards
1. Abe Woodson	4,873
2. Dexter Carter	4,707
3. Maurice Hicks	4,242
4. Joe Arenas	3,798
5. Kermit Alexander	3,271
6. Vic Washington	2,178
7. Ted Ginn Jr.	2,045
8. James Owens	1,728
9. Carl Monroe	1,660
10. Doug Cunningham	1,613

## MOST KICKOFF RETURN TDs, Career

Player	TD
1. Abe Woodson	5
2. Dexter Carter	2
James Owens	2
Dave Williams	2
5. (10 times) Last: Ted Ginn Jr.	1

## MOST KICKOFF RETURNS, Season

Player	KR
1. Maurice Hicks (2007)	63
2. Maurice Hicks (2006)	57
3. Vinny Sutherland (2001)	50
4. Dexter Carter (1994)	48
5. Ted Ginn Jr. (2010)	47
Allen Rossum (2008)	47
7. Dexter Carter (1996)	41
Dexter Carter (1990)	41
James Owens (1979)	41

## MOST KICKOFF RETURN TDs, Season

Player	TD
1. Abe Woodson (1963)	3
2. (18 times) Last: Ted Ginn Jr. (2011)	1

# 49ERS LONGEST PLAYS

## LONGEST RUNS FROM SCRIMMAGE

96t	Garrison Hearst vs. NYJ	9/6/98
89t	Hugh McElhenny at Dal. Texans	10/5/52
86t	Hugh McElhenny at GB	11/18/56
82t	Hugh McElhenny vs. Dal. Texans	10/26/52
80	Wilbur Jackson vs. NO	11/27/77
80t	Frank Gore vs. Sea	9/20/09
80t	Delvin Williams vs. Was.	11/7/76
80t	J.D. Smith vs. GB	12/7/58
79t	Frank Gore vs. Sea	9/20/09
78t	Kevan Barlow vs. Pit.	11/17/03
78t	Joe Perry vs. Dal. Texans	10/26/52
78t	Joe Perry vs. GB	12/10/50

## LONGEST RUNS FROM SCRIMMAGE BY QUARTERBACK

90t	Colin Kaepernick vs. SD	12/20/14
50t	Colin Kaepernick vs. Mia	12/9/12
50	Colin Kaepernick at StL	12/2/12
49t	Steve Young vs. Min.	10/30/88
45	Y.A. Tittle at Bal. Colts	11/24/57
44t	Blaine Gabbert at Chi	12/6/15
42	Frankie Albert at GB	11/26/50

## LONGEST PASSES

97t	Steve Young to John Taylor at Atl.	11/3/91
96t	Joe Montana to Jerry Rice at SD	11/27/88
95t	Joe Montana to John Taylor at LA Rams	12/11/89
93t	Steve DeBerg to Freddie Solomon vs. Atl.	9/28/80
92t	Joe Montana to John Taylor at LA Rams	12/11/89
89t	Tim Rattay to Brandon Lloyd vs. Dal.	9/25/05
85t	Jim Plunkett to Delvin Williams vs. Was.	11/7/76
83t	John Brodie to Dave Parks at LA Rams	10/18/64
82	Steve Young to Terry Kirby at Atl.	10/19/97
81t	Steve Young to Garrison Hearst vs. NO	11/22/98
81t	Elvis Grbac to Jerry Rice at Dal.	11/12/95
81t	Steve Spurrier to Ted Kwalick vs. NO	10/22/72
80t	(8x) Last time: C. Kaepernick to Brandon Lloyd at StL	10/13/14

## LONGEST PUNTS

86	Larry Barnes vs. Chi	9/29/57
82	Andy Lee vs. NE	10/5/08
82	Tommy Davis vs. Min.	9/30/62
81	Andy Lee at TB	11/21/04
81	Tommy Davis at StL Cardinals	11/25/62
80	Jim Miller at Den.	9/19/82
79	Tommy Davis at Chi	10/14/62
76	Larry Barnes vs. Bal.	12/8/57
75	Verl Lillywhite vs. Cle.	9/30/57
74	Andy Lee vs. Bal.	10/7/07
74	Tommy Davis vs. Chi	10/30/51
72	Jon Kilgore vs. Chi	12/6/69
71	Andy Lee at Den.	10/19/14
71	Andy Lee vs. Sea	9/30/07
71	Andy Lee at StL	9/16/07
71	Tommy Davis vs. Chi	10/25/59

## LONGEST PUNT RETURNS

95t	John Taylor vs. Was.	11/21/88
94t	Hugh McElhenny at Chi	10/19/52
93t	Dana McLemore vs. LA Rams	1/2/83
89t	Jimmy Williams vs. Sea	12/1/02
88t	Manfred Moore vs. Atl.	11/24/74
85t	Abe Woodson at GB	10/21/62
83t	Dana McLemore vs. Chi	12/14/87
80t	Abe Woodson vs. Det.	11/5/61
79t	Dana McLemore at NYG	10/8/84
78t	Ted Ginn Jr. at StL	12/26/10
78t	Dexter Carter vs. Min.	12/18/95

## LONGEST KICKOFF RETURNS

105t	Abe Woodson at LA Rams	11/8/59
104t	Allen Rossum at Arz	11/11/08
103t	Abe Woodson vs. Min.	9/15/63
102t	Ted Ginn Jr. vs. Sea	9/11/11
101t	Terry Kirby vs. Car	11/16/97
101t	James Owens at Det.	11/2/80
99t	Abe Woodson at NYG	11/17/63
98t	Dexter Carter vs. NO	12/1/91
98t	Vic Washington at Atl.	10/29/72
98t	Abe Woodson at Det.	10/1/61
97t	Vic Washington vs. Dal.	12/23/72
97t	Lenny Lyles vs. Bal.	12/18/60
96t	Dexter Carter at Was.	11/6/94
96	Joe Arenas vs. Bal.	12/16/56

## LONGEST INTERCEPTION RETURNS

97t	Zack Bronson at Chi	10/28/01
94t	Alvin Randolph vs. Chi	12/11/66
93t	Deion Sanders at Atl.	10/16/94
90t	Deion Sanders at SD	12/11/94
89t	NaVorro Bowman vs. Atl.	12/23/13
88t	Tory Nixon at GB	10/26/86
86t	Patrick Willis at Sea	9/14/08
86t	Eric Davis vs. StL	11/26/95
83t	Ronnie Lott at KC	12/26/82
82	Carlton Williamson vs. Sea	11/25/85
77t	Tom Holmoe vs. StL Cardinals	11/9/86
74t	Deion Sanders vs. NO	9/25/94
73	Eric Reid at Sea	12/14/14

## LONGEST FUMBLE RETURNS

99t	Don Griffin vs. Chi	12/23/91
96t	Lee Woodall vs. Buf.	12/3/95
80t	Dwaine Carpenter at Chi	10/31/04
80t	Dwight Hicks at Was.	10/4/81
78t	Derrick Johnson at Arz. (Mexico City)	10/2/05
75t	Clark Miller at Det.	11/14/65
73t	Skip Vanderbundt at Dal.	11/23/72
71	Gerard Williams vs. NO	9/23/79
71t	Darnell Walker at Min.	10/24/99
66t	Windlan Hall vs. Phi	12/2/73
65t	Keena Turner at Was.	12/1/85
63t	Tommy Hart at StL Cardinals	10/24/71

## LONGEST FIELD GOALS

63	David Akers at GB	9/9/12
56	Phil Dawson at Arz	12/29/13
56	Joe Nedney at StL	12/24/05
56	Mike Cofer at Atl.	10/14/90
55	Phil Dawson vs. KC	10/5/14
55	Phil Dawson at NO	11/17/13
55	David Akers at Det.	10/16/11
55	David Akers vs. Dal.	9/18/11
54	Phil Dawson at StL	10/14/14
54	David Akers at Sea	12/23/12
54	Steve Mike-Mayer at LA Rams	11/9/75
54	Bruce Gossett vs. NO	10/21/73
53	Phil Dawson vs. Arz	12/28/14
53	Phil Dawson vs. Car	11/10/13
53	David Akers at Cin.	9/25/11
53	Joe Nedney vs. Phi	10/12/08
53	Ray Wersching at Det.	9/2/84
53	Tommy Davis at LA Rams	10/18/64

## LONGEST RETURNS OF FIELD GOAL ATTEMPT

92t	Bruce Taylor at NO	12/13/70
74t	Nate Clements at NYG	10/19/08
62t	Johnny Jackson at Dal.	10/15/89
58t	Bruce Taylor at NO	9/26/71
41t	Donald Strickland vs. Phi	10/12/08
38	Kermit Alexander vs. Phi	11/20/66
30	Kermit Alexander at Phi	9/20/64

## NFL RECORDS BY 49ERS

### Most Consecutive Seasons Leading NFL in Passer Rating

4 Steve Young (1991–94)

### Highest Single-Game Completion Percentage (min. 15 atts.)

94.7 Alex Smith at Arz. (10/29/12)

### Most Seasons Leading League in Passing Touchdowns

4 Steve Young (1992–94, '98); tied with Johnny Unitas (1957–60), Len Dawson (1962–63, 1965–66), Brett Favre (1995–97, 2003), Drew Brees (2008–09, 2011–12), Peyton Manning (2000, '04, '06, '13)

### Most Receiving Touchdowns in a Game

5 Jerry Rice at Atl. (10/14/90); tied with Chi. Bob Shaw vs. Bal. (10/2/50) and SD Kellen Winslow vs. Oak. (11/22/81)

### Most Interceptions in a Game

4 Dave Baker vs. LA Rams (12/4/60); tied with 17 others

### Most Interceptions Returned for a Touchdown in a Game

2 Ken Norton vs. StL (10/22/95); tied with 26 others

### Most Seasons Leading League in Kickoff Return Avg.

3 Abe Woodson (1959, 1962–63)

### Most Points in a Season, No Touchdowns, Single Season

166 David Akers (2011)

### Most Field Goals Attempted in a Season

52 David Akers (2011)

### Most Field Goals Made in a Season

44 David Akers (2011)

## 49ERS NFL LEADERS

### RUSHING CHAMPIONS

1953	Joe Perry	1,018
1954	Joe Perry	1,049

### PASSING CHAMPIONS (PASSER RATING)

1970	John Brodie	93.9
1987	Joe Montana	102.1
1989	Joe Montana	112.4
1991	Steve Young	101.8
1992	Steve Young	107.0
1993	Steve Young	101.5
1994	Steve Young	112.8
1996	Steve Young	97.2
1997	Steve Young	104.7

## 49ERS NFL LEADERS

### RECEIVING CHAMPIONS (RECEPTIONS)

1954	Billy Wilson	60
1956	Billy Wilson	60
1957	Billy Wilson	52
1965	Dave Parks	80
1968	Clifton McNeil	71
1982	Dwight Clark	60
1985	Roger Craig	92
1990	Jerry Rice	100
1996	Jerry Rice	108

### RECEIVING CHAMPIONS (TOUCHDOWNS)

1953	Billy Wilson	10
1972	Gene Washington	12
1986	Jerry Rice	16
1987	Jerry Rice	22
1989	Jerry Rice	17
1990	Jerry Rice	13
1991	Jerry Rice	14
1993	Jerry Rice	16
1994	Jerry Rice	13
2001	Terrell Owens	16
2002	Terrell Owens	13
2009	Vernon Davis #	13

### PUNTING CHAMPIONS (BASED ON AVERAGE)

1962	Tommy Davis	45.6
2011	Andy Lee	50.9

### SCORING

1952	Gordie Soltau	94
1953	Gordie Soltau	114
1984	Ray Wersching	131
1987	Jerry Rice	138
1989	Mike Cofer	136
2011	David Akers	166*

### KICKOFF RETURNS (BASED ON AVERAGE)

1953	Joe Arenas	34.4
1959	Abe Woodson	29.4
1962	Abe Woodson	31.3
1963	Abe Woodson	32.2

### FIELD GOALS MADE

1960	Tommy Davis	19
2011	David Akers	44*

### PUNT RETURNS (BASED ON YARDS)

1960	Abe Woodson	174
1988	John Taylor	556

### INTERCEPTIONS

1960	Dave Baker	10
1986	Ronnie Lott	10
2003	Tony Parrish	9#

\*NFL Record #Shared NFL Lead

## ROOKIE SEASON RECORDS

### RUSHING ATTEMPTS

No	Att	Player	Year
1.	191	Vic Washington	1971
2.	189	Ken Willard	1965
3.	174	Wilbur Jackson	1974
4.	171	Earl Cooper	1980
5.	129	John H. Johnson	1954
6.	127	Frank Gore	2005
7.	125	Kevan Barlow	2001
8.	109	Don Lisbon	1963
9.	98	Hugh McElhenny	1952
10.	96	Billy Kilmer	1961

### RUSHING YARDS

No	Yds	Player	Year
1.	811	Vic Washington	1971
2.	778	Ken Willard	1965
3.	725	Roger Craig	1983
4.	720	Earl Cooper	1980
5.	705	Wilbur Jackson	1974
6.	684	Hugh McElhenny	1952
7.	681	John H. Johnson	1954
8.	608	Frank Gore	2005
9.	512	Kevan Barlow	2001
10.	509	Billy Kilmer	1961

### RUSHING TOUCHDOWNS

No	TD	Player	Year
1.	10	Billy Kilmer	1961
2.	9	John H. Johnson	1954
3.	8	Roger Craig	1983
4.	6	Hugh McElhenny	1952
6.	6	William Floyd	1994
6.	5	Ken Willard	1965
5.	5	Dicky Moegle	1955
8.	4	<b>Carlos Hyde</b>	<b>2014</b>
4.	4	Kevan Barlow	2001
10.	3	Frank Gore	2005
3	3	Earl Cooper	1980
3	3	Delvin Williams	1974
3	3	Vic Washington	1971
3	3	J.D. Smith	1958

### RECEPTIONS

No	Rec	Player	Year
1.	83	Earl Cooper	1980
2.	51	Gene Washington	1969
3.	49	Jerry Rice	1985
4.	48	Michael Crabtree	2009
		Roger Craig	1983
6.	40	Eric Johnson	2001
7.	38	J.J. Stokes	1995
8.	36	Dave Parks	1964
	36	Vic Washington	1971
10.	35	Terrell Owens	1996

### RECEIVING YARDS

No	Yds	Player	Year
1.	927	Jerry Rice	1985
2.	711	Gene Washington	1969
3.	703	Dave Parks	1964
4.	625	Michael Crabtree	2009
5.	567	Earl Cooper	1980
6.	520	Terrell Owens	1996
7.	517	J.J. Stokes	1995
8.	402	Alex Loyd	1950
9.	395	R.C. Owens	1957
10.	367	Hugh McElhenny	1952

### RECEIVING TOUCHDOWNS

No	TD	Player	Year
1.	8	Dave Parks	1964
2.	5	Jimmy Thomas	1969
	5	R.C. Owens	1957
4.	4	Terrell Owens	1996
	4	J.J. Stokes	1995
	4	Roger Craig	1983
	4	Earl Cooper	1980
	4	Vic Washington	1971
	4	Ken Willard	1965
	4	Carroll Hardy	1955

### PASSES COMPLETED

No	Comp	Player	Year
1.	88	Tom Owen	1974
2.	84	Alex Smith	2005
3.	38	Earl Morrall	1956
4.	23	Steve Spurrier	1967
	23	George Mira	1964
6.	21	Jim Druckenmiller	1997
	21	Scott Bull	1976
	21	Dennis Morrison	1975
9.	19	Billy Kilmer	1961
10.	13	Joe Montana	1979

### PASSING YARDS

No	Yds	Players	Year
1.	1,327	Tom Owen	1974
2.	875	Alex Smith	2005
3.	621	Earl Morrall	1956
4.	331	George Mira	1964
5.	286	Billy Kilmer	1961
6.	252	Scott Bull	1976
7.	239	Jim Druckenmiller	1997
8.	227	Dennis Morrison	1974
9.	211	Steve Spurrier	1967
10.	160	John Brodie	1957

### PASSING TOUCHDOWNS

No	TD	Player	Year
1.	10	Tom Owen	1974
2.	2	Scott Bull	1976
	2	George Mira	1964
	2	John Brodie	1957
5.	1	Alex Smith	2005
	1	Jim Druckenmiller	1997
	1	Bill Musgrave	1991
	1	Joe Montana	1979
	1	Dennis Morrison	1974
	1	Bob Waters	1960
	1	Earl Morrall	1956

### PASSES ATTEMPTED

No	Att	Player	Year
1.	184	Tom Owen	1974
2.	165	Alex Smith	2005
3.	78	Earl Morrall	1956
4.	53	George Mira	1964
5.	52	Jim Druckenmiller	1997
6.	51	Dennis Morrison	1974
7.	50	Steve Spurrier	1967
8.	48	Scott Bull	1976
9.	34	Billy Kilmer	1961
10.	23	Joe Montana	1979

### PASSES INTERCEPTED

No	INT	Player	Year
1.	15	Tom Owen	1974
2.	11	Alex Smith	2005
3.	7	Steve Spurrier	1967
4.	6	Earl Morrall	1956
5.	5	Dennis Morrison	1974
	5	George Mira	1964
7.	4	Jim Druckenmiller	1997
	4	Scott Bull	1976
	4	Billy Kilmer	1961
10.	3	John Brodie	1957

### PUNT RETURNS

No	Ret	Player	Year
1.	47	R.W. McQuarters	1998
2.	38	Don Griffin	1986
3.	35	Anthony Leonard	1976
4.	23	<b>Bruce Ellington</b>	<b>2014</b>
5.	22	Brandon Williams	2006
	22	Ralph McGill	1972
7.	21	Vinny Sutherland	2001
	21	Joe Arenas	1951

### PUNT RETURN YARDS

No	Yds	Player	Year
1.	406	R.W. McQuarters	1998
2.	377	Don Griffin	1986
3.	293	Anthony Leonard	1976
4.	284	Hugh McElhenny	1952
5.	272	Joe Arenas	1951
6.	219	Ralph McGill	1972

### PUNT RETURN TOUCHDOWNS

No	TD	Player	Year
1.	1	Otis Amey	2005
	1	R.W. McQuarters	1998
	1	Don Griffin	1986
	1	Dana McLemore	1982
	1	Anthony Leonard	1976
	1	Manfred Moore	1974
	1	Hugh McElhenny	1952

### PUNTING ATTEMPTS

No	Att	Player	Year
1.	96	Andy Lee	2004
2.	86	<b>Bradley Pinion</b>	<b>2015</b>
3.	79	Tom Wittum	1973
4.	78	Barry Helton	1988
5.	77	Jim Miller	1980

### PUNTING YARDS

No	Yds	Player	Year
1.	3,990	Andy Lee	2004
2.	3,649	<b>Bradley Pinion</b>	<b>2015</b>
3.	3,455	Tom Wittum	1973
4.	3,152	Jim Miller	1980
5.	3,069	Barry Helton	1988

### PUNTING AVERAGE\*

No	Avg	Player	Year
1.	45.7	Tommy Davis	1959
2.	43.9	<b>Bradley Pinion</b>	<b>2015</b>
3.	43.7	Tom Wittum	1973
4.	41.6	Andy Lee	2004
5.	40.9	Jim Miller	1980

\*minimum of 20 punts



# ROOKIE SEASON RECORDS (CONT.)

## KICKOFF RETURNS

No	Ret	Player	Year
1.	50	Vinny Sutherland	2001
2.	41	James Owens	1979
3.	41	Dexter Carter	1971
4.	33	Vic Washington	1990
5.	26	Rasheed Marshall	2005
	26	Anthony Leonard	1976
7.	24	Bruce Ellington	2014

## KICKOFF RETURN YARDS

No	Yds	Player	Year
1.	1,140	Vinny Sutherland	2001
2.	1,002	James Owens	1979
3.	858	Vic Washington	1971
4.	783	Dexter Carter	1990
5.	614	Bruce Ellington	2014
6.	553	Anthony Leonard	1976

## KICKOFF RETURN TOUCHDOWNS

No	TD	Player	Year
1.	1	Amos Lawrence	1981
	1	James Owens	1979
	1	Dave Williams	1977

## INTERCEPTIONS

No	INT	Player	Year
1.	7	Ronnie Lott	1981
	6	Tim McKyer	1986
	6	Dicky Moegle	1955
4.	5	Kermit Alexander	1963
	5	Jimmy Johnson	1961
	5	Dave Baker	1959
	5	Fred Bruney	1953
	5	Jim Powers	1950

## INTERCEPTION RETURN YARDS

No	Yds	Player	Year
1.	138	Alvin Randolph	1967
2.	117	Ronnie Lott	1981
3.	116	Jimmy Johnson	1961
4.	81	Todd Shell	1984
5.	77	Rex Berry	1951

## INTERCEPTION RETURN TOUCHDOWNS

No	TD	Player	Year
1.	3	Ronnie Lott	1981
2.	1	Dontae Johnson	2014
	1	Tim McKyer	1986
	1	Bill Belk	1968
	1	Alvin Randolph	1966

## TOTAL TOUCHDOWNS

No	TD	Player	Year
1.	12	Roger Craig	1983
2.	10	Billy Kilmer	1961
	10	Hugh McElhenny	1952
4.	9	Earl Cooper	1980
	9	Ken Willard	1965
	9	John H. Johnson	1954

## TOTAL POINTS

No	Pts	Player	Year
1.	105	Doug Brien	1994
2.	103	Wade Richey	1997
3.	72	Roger Craig	1983

## SACKS

No	Sacks	Player	Year
1.	14.0	LB Aldon Smith	2011
2.	12.0	DT Charles Haley	1986
3.	10.5	DT Dana Stubblefield	1993
4.	6.5	DE Andre Carter	2001
5.	6.0	LB Aaron Lynch	2014

# ROOKIE SINGLE GAME RECORDS

## RUSHING YARDS

No	Yds	Player	Date	Opp.
1.	170	Hugh McElhenny	10/5/52	Dal.
2.	134	Amp Lee	12/13/92	Min.
3.	131	Billy Kilmer	10/8/61	LA Rams
4.	125	Vic Washington	11/28/71	NYJ
5.	124	Dexter Carter	12/17/90	LA Rams
	124	John H. Johnson	11/20/54	Pit.
7.	118	Jimmy Thomas	12/6/69	Chi.
8.	108	Frank Gore	1/1/06	Hou.
9.	100	Ricky Watters	9/6/92	NYG

## RUSHING TOUCHDOWNS

No	TD	Player	Date	Opp.
1.	4	Billy Kilmer	10/15/61	Min.
2.	3	Ricky Watters	10/18/92	Atl.
	3	Roger Craig	12/4/83	TB

## RECEPTIONS

No	REC	Player	Date	Opp.
1.	10	Jerry Rice	12/9/85	LA Rams
	10	Earl Cooper	9/7/80	NO
3.	9	Earl Cooper	9/14/80	StL
4.	8	Earl Cooper	10/26/80	TB
	8	Earl Cooper	10/19/80	LA Rams
	8	Monty Stickles	9/25/60	NYG

## RECEIVING YARDS

No	Yds	Player	Date	Opp.
1.	241	Jerry Rice	12/9/85	LA Rams
2.	146	Dave Parks	10/25/64	Min.
3.	131	Aaron Thomas	11/19/61	Chi.
4.	125	Clyde Conner	12/8/56	GB
5.	123	Monty Stickles	9/25/60	NYG

## TOTAL TOUCHDOWNS

No	TD	Player	Date	Opp.
1.	4	Billy Kilmer	10/15/61	Min.
2.	3	Roger Craig	12/4/83	TB

## PUNT RETURN YARDS

No	Yds	Player	Date	Opp.
1.	141	Anthony Leonard	10/17/76	NO
2.	133	Bruce Taylor	11/15/70	Houston
3.	125	Dana McLemore	1/2/83	LA Rams
4.	122	Hugh McElhenny	10/19/52	Chi.
5.	109	Ralph McGill	10/29/72	Atl.

## KICKOFF RETURN YARDS

No	Yds	Player	Date	Opp.
1.	179	Vic Washington	11/14/71	NO
2.	172	LaMichael James	12/23/12	Sea.
3.	163	Jamal Willis	10/15/95	Ind.
4.	159	Doug Cunningham	10/22/67	NO
5.	147	Dana McLemore	12/2/82	LA Rams
	147	Vinny Sutherland	11/18/01	Car.

## INTERCEPTIONS

No	INT	Player	Date	Opp.
1.	2	Chris Borland	11/16/14	NYG
	2	Tim McKyer	12/19/86	LA Rams
	2	Ronnie Lott	10/11/81	Det.
	2	Carlton Williamson	11/29/81	NYG
	2	Ricky Churchman	11/30/80	NE
	2	Jimmy Johnson	11/5/61	Det.
	2	Dicky Moegle	10/23/55	Chi.
	2	Rex Berry	10/21/51	Chi.
	2	Jim Powers	10/22/50	Det.

## ROOKIE HIGHLIGHTS

### LONG RUNS FROM SCRIMMAGE

No	Yds	Player	Opp.	Date
1.	89t	Hugh McElhenny	at Dal.	10/5/52
2.	82t	Hugh McElhenny	vs. Dal.	10/26/52
3.	75t	Jimmy Thomas	vs. Chi.	12/6/69
4.	74t	Dexter Carter	at Atl.	10/14/90
5.	72t	Frank Gore	at Was.	10/23/05

### LONG RECEPTIONS

No	Yds	Player	Opp.	Date
1.	83t	Dave Parks	at LA Rams	10/18/64
2.	80t	Dave Parks	vs. Min.	10/25/64
3.	79t	Dave Parks	at Min.	11/8/64
4.	78	Keith Henderson	vs. Atl.	11/12/89
	78t	Carroll Hardy	vs. Det.	10/30/55

### LONG PUNTS

No	Yds	Player	Opp.	Date
1.	86	Larry Barnes	vs. Chi.	9/29/57
2.	81	Andy Lee	at TB	11/21/04
3.	71	Tommy Davis	vs. Chi.	10/25/59
4.	70	Chad Stanley	at Jac.	9/12/99
5.	65	Jim Miller	at NYJ	9/21/80

### LONG PUNT RETURNS

No	Yds	Player	Opp.	Date
1.	94t	Hugh McElhenny	vs. Chi.	10/16/52
2.	93t	Dana McLemore	vs. LA Rams	1/2/83
3.	88t	Manfred Moore	vs. Atl.	11/24/74
4.	76t	Don Griffin	vs. Atl.	11/23/86
	76	Bruce Taylor	at Chi.	11/8/70

### LONG KICKOFF RETURNS

No	Yds	Player	Opp.	Date
1.	94	Doug Cunningham	vs. NO	11/22/67
2.	92t	Amos Lawrence	vs. LA Rams	11/22/81
3.	85t	James Owens	vs. Den.	11/18/79
4.	80t	Dave Williams	at Min.	12/4/77
5.	74	Vic Washington	vs. NE	10/31/71

### LONG RETURNS OF FIELD GOAL ATTEMPTS

No	Yds	Player	Opp.	Date
1.	92t	Bruce Taylor	at NO	12/13/70
2.	62t	Johnny Jackson	at Dal.	10/15/89

### LONG COMPLETIONS

No	Yds	Player	Opp.	Date
1.	79t	George Mira	at Min.	11/8/64
2.	68t	Tom Owen	at Chi.	11/17/74
3.	53t	Tom Owen	vs. Atl.	11/24/74
4.	50t	Harry Sydney	vs. NO	11/15/87
	50	Jim Powers	at Det.	10/8/50

### LONG INTERCEPTION RETURNS

No	Yds	Player	Opp.	Date
1.	94t	Alvin Randolph	vs. Chi.	12/11/66
2.	70t	Jason Webster	vs. Atl.	11/19/00
	70	Bruce Taylor	vs. GB	11/1/70
4.	63	Jimmy Johnson	vs. GB	12/10/61
5.	53t	Todd Shell	at NO	11/25/84

### LONG FIELD GOALS

No	Yds	Player	Opp.	Date
1.	54	Steve Mike-Mayer	at LA Rams	11/9/75
2.	52	Jose Cortez	vs. StL	9/23/01
3.	49	Jose Cortez	at NYJ	10/1/01
4.	48	Doug Brien	at NO	11/28/94
5.	47	Doug Brien	at LA Rams	9/18/94

### LONG FUMBLE RETURNS

No	Yds	Player	Opp.	Date
1.	75t	Derrick Johnson	at Arz.	10/2/05
2.	34	Eric Davis	at LA Rams	12/17/90
3.	18	Ed Pine	at Min.	12/2/62
4.	17	Jamie Winborn	at NO	1/6/02
5.	16	Jack Capple	vs. Min.	10/24/65

### 100-YARD RUSHING GAMES

Player	Game(s)	Yards (Att-Lg-TD)
1. Hugh McElhenny	at Dal. Texans (10/5/52)	170 (7-89t-1)
2. Joe Perry**	vs. Bal. (10/29/50)	142 (16-49-0)
3. Joe Perry**	vs. GB (12/10/50)	135 (9-78t-1)
4. Amp Lee	at Min. (12/13/92)	134 (23-43-1)
5. Billy Kilmer	vs. LA Rams (10/8/61)	131 (19-26-2)
6. Vic Washington	at NYJ (11/28/71)	125 (27-20-1)
7. Dexter Carter	at LA Rams (12/17/90)	124 (13-74t-1)
John Henry Johnson	at Pit. (11/20/54)	124 (17-24t-1)
9. Jimmy Thomas	vs. Chi. (12/6/69)	118 (6-75t-1)
10. Billy Kilmer	at Min. (10/15/61)	115 (20-21-4)
11. Ken Willard	at Min. (11/28/65)	113 (18-21-0)
12. Frank Gore	vs. Hou. (1/1/06)	108 (25-28-0)
Joe Arenas	vs. GB (12/9/51)	108 (12-14-2)
14. Billy Kilmer	at Det. (10/1/61)	103 (16-31-2)
Hugh McElhenny	at Chi. (10/19/52)	103 (12-25t-2)

\*\*Player who was in his 1st NFL season, but had previous prof experience.

### 100-YARD RECEIVING GAMES

Player	Game(s)	Yards (Rec-TD)
1. Jerry Rice	vs. LA Rams (12/9/85)	241 (10-1)
2. Dave Parks	vs. Min. (10/25/64)	146 (5-1)
3. Aaron Thomas	vs. Chi. (11/19/61)	131 (3-2)
4. Clyde Conner	vs. GB (12/8/56)	125 (7-1)
5. Monty Stickles	vs. NYG (9/25/60)	123 (8-0)
6. Carroll Hardy	at GB (11/20/55)	122 (4-2)
7. Bernie Casey	vs. GB (12/10/61)	118 (5-1)
Hugh McElhenny	at NYG (11/9/52)	118 (4-0)
9. Dave Parks	at LA Rams (10/18/64)	112 (3-1)
10. Jerry Rice	vs. Dal. (12/22/85)	111 (7-0)
11. Terrell Owens	vs. Car. (12/8/96)	110 (5-1)
12. J.J. Stokes	at Atl. (12/24/95)	106 (5-1)
Alyn Beals**	vs. LA Rams (10/1/50)	106 (7-0)
14. Don Lisbon	vs. Dal. (11/10/63)	102 (5-2)
Alex Loyd	at Cle. (11/12/50)	102 (5-0)

\*\*Player who was in his 1st NFL season, but had previous prof experience.

## CAREER 100/300 YARD GAMES

### CAREER 100-YARD RUSHING GAMES

No	Player	W-L-T
39	Frank Gore	31-8-0
20	Joe Perry	16-4-0
16	Garrison Hearst	15-1-0
14	Roger Craig	11-3-0
12	Hugh McElhenny	8-4-0
12	J.D. Smith	7-5-0
10	Wendell Tyler	8-2-0
10	Delvin Williams	5-5-0
9	Ricky Watters	8-1-0
9	Ken Willard	5-3-1
6	Charlie Garner	3-3-0
5	Kevan Barlow	2-3-0
4	Billy Kilmer	4-0-0
3	Wilbur Jackson	2-1-0
3	Paul Hofer	0-3-0
2	Joe Cribbs	2-0-0
2	Larry Schreiber	2-0-0
2	Maurice Hicks	2-0-0
2	C.R. Roberts	2-0-0
1	Joe Arenas	1-0-0
1	Dexter Carter	1-0-0
1	Lenvil Elliott	1-0-0
1	Keith Henderson	1-0-0
1	John Henry Johnson	1-0-0
1	<b>Carlos Hyde</b>	<b>1-0-0</b>
1	<b>Colin Kaepernick</b>	<b>0-1-0</b>
1	Terry Kirby	1-0-0
1	Amp Lee	1-0-0
1	Gary Lewis	1-0-0
1	Verl Lillywhite	1-0-0
1	Lawrence Phillips	1-0-0
1	Jimmy Thomas	1-0-0
1	Vic Washington	1-0-0
1	Brian Westbrook	1-0-0
1	O.J. Simpson	0-1-0
1	Steve Young	0-1-0
<b>196</b>		<b>146-48-1</b>

### CAREER 300-YARD PASSING GAMES

No	Player	W-L-T
35	Joe Montana	26-9-0
28	Steve Young	21-7-0
14	Jeff Garcia	5-9-0
6	John Brodie	4-1-1
5	<b>Colin Kaepernick</b>	<b>4-1-0</b>
5	Y.A. Tittle	4-1-0
5	Steve DeBerg	0-5-0
3	Elvis Grbac	2-1-0
3	Alex Smith	1-2-0
2	Steve Bono	2-0-0
2	Jeff Kemp	1-1-0
2	Steve Spurrier	0-2-0
1	<b>Blaine Gabbert</b>	<b>0-1-0</b>
1	Troy Smith	1-0-0
1	Tim Rattay	1-0-0
1	George Mira	1-0-0
1	Tom Owen	1-0-0
1	J.T. O'Sullivan	1-0-0
1	Shaun Hill	0-1-0
1	Mike Moroski	0-1-0
<b>118</b>		<b>75-42-1</b>

### CAREER 100-YARD RECEIVING GAMES

No	Player	W-L-T
66	Jerry Rice	46-20-0
25	Terrell Owens	15-10-0
17	Gene Washington	11-5-1
16	Dwight Clark	11-5-0
12	John Taylor	10-2-0
11	Freddie Solomon	5-6-0
11	Dave Parks	2-8-1
10	Gordie Soltau	5-5-0
10	Billy Wilson	4-4-2
10	Bernie Casey	3-5-2
9	Vernon Davis	4-5-0
8	R.C. Owens	5-2-1
8	Michael Crabtree	5-3-0
5	Monty Stickles	3-2-0
5	<b>Anquan Boldin</b>	<b>4-1-0</b>
4	Paul Hofer	2-2-0
4	J.J. Stokes	2-2-0
3	Garrison Hearst	2-1-0
3	Dick Witcher	2-1-0
3	Clifton McNeil	1-2-0
3	Ted Kwalick	0-2-1
3	Brandon Lloyd	0-3-0
2	Clyde Conner	2-0-0
2	Roger Craig	2-0-0
2	J.R. Boone	1-1-0
2	Isaac Bruce	1-1-0
2	Antonio Bryant	1-1-0
2	John David Crow	1-1-0
2	Eric Johnson	1-1-0
2	Hugh McElhenny	1-1-0
1	<b>Torrey Smith</b>	<b>0-1-0</b>
1	Frank Gore	0-1-0
1	Danny Abramowicz	1-0-0
1	Jimmy Johnson	1-0-0
1	Brent Jones	1-0-0
1	Don Lisbon	1-0-0
1	Willie McGee	1-0-0
1	Jeff Moore	1-0-0
1	Renaldo Nehemiah	1-0-0
1	Ted Popson	1-0-0
1	Tom Rathman	1-0-0
1	J.D. Smith	1-0-0
1	Aaron Thomas	1-0-0
1	Ricky Watters	1-0-0
1	Mike Wilson	1-0-0
1	Arnaz Battle	0-1-0
1	Alyn Beals	0-1-0
1	Jimmy Cason	0-1-0
1	Curtis Conway	0-1-0
1	Charlie Garner	0-1-0
1	Carroll Hardy	0-1-0
1	Alex Loyd	0-1-0
1	Joshua Morgan	0-1-0
1	Joe Perry	0-1-0
1	Mike Sherrard	0-1-0
1	Jimmy Thomas	0-1-0
1	Cedrick Wilson	0-1-0
<b>285</b>		<b>162-115-8</b>

# 49ERS 300-YARD PASSERS

318 – Blaine Gabbert vs. Arz.	11/29/15 (25 of 36)
340 – Colin Kaepernick vs. Bal.	10/18/15 (16 of 27)
335 – Colin Kaepernick at Pit.	9/20/15 (33 of 46)
343 – Colin Kaepernick at StL	10/13/14 (22 of 36)
310 – Colin Kaepernick at Arz.	12/29/13 (21 of 34)
412 – Colin Kaepernick vs. GB	9/8/13 (27 of 39)
303 – Alex Smith vs. Buf.	10/7/12 (18 of 24)
356 – Troy Smith vs. StL	11/14/10 (17 of 28)
309 – Alex Smith vs. Phi.	10/10/10 (25 of 39)
310 – Alex Smith at Sea.	12/6/09 (27 of 45)
303 – Shaun Hill at Dal.	11/23/08 (21 of 33)
321 – J.T. O’Sullivan at Sea.	9/14/08 (20 of 32)
417 – Tim Rattay vs. Arz.	10/10/04 (38 of 57)
344 – Jeff Garcia at Cin.	12/14/03 (26 of 33)
337 – Jeff Garcia at SD	11/17/02 (25 of 43)
305 – Jeff Garcia at Car.	11/18/01 (34 of 54)
332 – Jeff Garcia at Atl.	10/14/01 (27 of 41)
335 – Jeff Garcia vs. Atl.	9/9/01 (26 of 40)
402 – Jeff Garcia vs. Chi.	12/17/00 (36 of 44)
305 – Jeff Garcia vs. NO	12/10/00 (25 of 38)
323 – Jeff Garcia at SD	12/3/00 (18 of 32)
307 – Jeff Garcia at Car.	10/22/00 (25 of 39)
336 – Jeff Garcia at GB	10/15/00 (27 of 42)
336 – Jeff Garcia vs. Oak.	10/8/00 (28 of 41)
373 – Jeff Garcia at Atl.	1/3/00 (26 of 34)
303 – Jeff Garcia at Car.	12/18/99 (29 of 46)
437 – Jeff Garcia at Cin.	12/5/99 (33 of 49)
342 – Steve Young at Atl.	11/15/98 (21 of 40)
331 – Steve Young vs. Ind.	10/18/98 (33 of 51)
309 – Steve Young at NO	10/11/98 (21 of 40)
329 – Steve Young at Buf.	10/4/98 (23 of 38)
387 – Steve Young vs. Atl.	9/27/98 (28 of 39)
303 – Steve Young at Was.	9/14/98 (21 of 32)
363 – Steve Young vs. NYJ	9/6/98 (26 of 46)
336 – Steve Young vs. Atl.	9/21/97 (17 of 24)
393 – Steve Young vs. Car.	12/8/96 (27 of 41)
316 – Steve Young at Atl.	12/24/95 (31 of 44)
425 – Steve Young vs. Min.	12/18/95 (30 of 49)
336 – Steve Young at Car.	12/10/95 (31 of 45)
382 – Elvis Grbac at Mia.	11/20/95 (31 of 41)
305 – Elvis Grbac at Dal.	11/12/95 (20 of 30)
327 – Elvis Grbac at Car.	11/5/95 (26 of 37)
348 – Steve Young at Det.	9/25/95 (27 of 44)
331 – Steve Young vs. Atl.	9/10/95 (27 of 40)
350 – Steve Young vs. Den.	12/17/94 (20 of 29)
304 – Steve Young at SD	12/11/94 (25 of 32)
325 – Steve Young vs. LA Rams	11/20/94 (30 of 44)
355 – Steve Young at LA Rams	9/18/94 (31 of 39)
308 – Steve Young vs. LA Raiders	9/5/94 (19 of 32)
354 – Steve Young at Det.	12/19/93 (17 of 23)
462 – Steve Young at LA Rams	11/28/93 (26 of 32)
311 – Steve Young at TB	11/14/93 (23 of 29)
342 – Steve Young vs. Phi.	11/29/92 (24 of 35)
399 – Steve Young vs. Atl.	10/18/92 (18 of 28)
449 – Steve Young vs. Buf.	9/13/92 (26 of 37)
338 – Steve Young vs. Chi.	12/23/91 (21 of 32)
347 – Steve Bono vs. NO	12/1/91 (27 of 41)
306 – Steve Bono at LA Rams	11/25/91 (18 of 33)
348 – Steve Young vs. Atl.	10/13/91 (22 of 38)

348 – Steve Young vs. SD	9/8/91 (26 of 36)
411 – Joe Montana at GB	11/4/90 (25 of 40)
476 – Joe Montana at Atl.	10/14/90 (32 of 49)
318 – Joe Montana at Hou.	10/7/90 (20 of 28)
398 – Joe Montana vs. Atl.	9/23/90 (24 of 36)
390 – Joe Montana vs. Was.	9/16/90 (29 of 44)
458 – Joe Montana at LA Rams	12/11/89 (30 of 42)
325 – Joe Montana vs. GB	11/19/89 (30 of 42)
302 – Joe Montana vs. NO	11/6/89 (22 of 31)
428 – Joe Montana at Phi.	9/24/89 (25 of 34)
302 – Joe Montana at Sea.	9/25/88 (20 of 29)
343 – Joe Montana vs. Atl.	9/18/88 (32 of 48)
308 – Joe Montana at GB	12/6/87 (26 of 35)
342 – Joe Montana vs. Cle.	11/29/87 (23 of 31)
304 – Joe Montana at TB	11/22/87 (29 of 45)
334 – Joe Montana vs. StL Cardinals	10/18/87 (31 of 39)
316 – Joe Montana at Pit.	9/13/87 (34 of 49)
441 – Joe Montana at Was.	11/17/86 (33 of 60)
332 – Mike Moroski at NO	11/2/86 (23 of 40)
359 – Jeff Kemp vs. Min.	10/12/86 (23 of 42)
332 – Jeff Kemp vs NO	9/21/86 (29 of 44)
356 – Joe Montana at TB	9/7/86 (32 of 46)
322 – Joe Montana vs. Dal.	12/22/85 (24 of 34)
354 – Joe Montana at NO	12/15/85 (25 of 38)
328 – Joe Montana vs. LA Rams	12/9/85 (26 of 36)
306 – Joe Montana at LA Rams	10/27/85 (22 of 30)
429 – Joe Montana at Atl.	10/6/85 (37 of 57)
301 – Joe Montana vs. Cin.	11/4/84 (27 of 42)
365 – Joe Montana at LA Rams	10/28/84 (21 of 31)
353 – Joe Montana at Hou.	10/21/84 (25 of 35)
381 – Joe Montana vs. Was.	9/10/84 (24 of 40)
358 – Joe Montana at LA Rams	10/23/83 (25 of 39)
316 – Joe Montana vs. LA Rams	10/9/83 (28 of 42)
341 – Joe Montana at StL Cardinals	9/18/83 (20 of 32)
356 – Joe Montana vs. SD	12/11/82 (31 of 46)
305 – Joe Montana vs. LA Rams	12/2/82 (26 of 37)
334 – Joe Montana vs. NO	11/28/82 (27 of 42)
408 – Joe Montana at StL Cardinals	11/21/82 (26 of 39)
336 – Joe Montana at Den.	9/19/82 (26 of 37)
345 – Steve DeBerg at Atl.	9/28/80 (32 of 51)
345 – Steve DeBerg vs. Atl.	12/16/79 (29 of 54)
348 – Steve DeBerg vs. Chi. Bears	10/28/79 (26 of 41)
306 – Steve DeBerg vs. Sea.	10/7/79 (31 of 40)
321 – Steve DeBerg at Hou.	9/17/78 (20 to 32)
316 – Tom Owen at Chi.	11/17/74 (15 of 26)
320 – Steve Spurrier vs. Min.	10/14/73 (31 of 48)
315 – Steve Spurrier at GB	11/5/72 (19 of 37)
317 – John Brodie at Chi.	11/8/70 (21 of 28)
356 – John Brodie at LAN	11/9/69 (25 of 42)
301 – John Brodie vs. GB	12/1/68 (24 of 39)
324 – George Mira at Atl.	12/10/67 (20 of 34)
327 – John Brodie at Chi.	11/13/66 (28 of 54)
328 – John Brodie vs. GB	12/10/61 (19 of 29)
322 – John Brodie vs. Chi.	11/19/61 (11 of 19)
316 – Y.A. Tittle at Det.	10/16/55 (15 of 31)
371 – Y.A. Tittle vs. Bal.	12/13/53 (29 of 44)
301 – Y.A. Tittle at LA Rams	11/8/53 (18 of 32)
304 – Y.A. Tittle vs. Chi.	11/1/53 (25 of 43)
341 – Y.A. Tittle at NYG	11/9/52 (16 of 29)

# 49ERS 100-YARD RUSHERS SINCE 1970

<b>168 – Carlos Hyde vs. Min.</b>	<b>9/14/15 (26 carries)</b>
144 – Frank Gore vs. Arz.	12/28/14 (25 carries)
158 – Frank Gore vs. SD	12/20/14 (26 carries)
<b>151 – Colin Kaepernick vs. SD</b>	<b>12/20/14 (7 carries)</b>
107 – Frank Gore vs. KC	10/5/14 (18 carries)
119 – Frank Gore vs. Phi.	9/28/14 (24 carries)
110 – Frank Gore vs. Sea.	12/8/13 (17 carries)
101 – Frank Gore vs. Arz.	10/13/13 (25 carries)
153 – Frank Gore at StL	9/26/13 (20 carries)
131 – Frank Gore vs. Sea.	10/18/12 (16 carries)
106 – Frank Gore vs. Buf.	10/7/12 (14 carries)
112 – Frank Gore at GB	9/9/12 (16 carries)
107 – Frank Gore at Was.	11/6/11 (19 carries)
134 – Frank Gore vs. Cle.	10/30/11 (31 carries)
141 – Frank Gore at Det.	10/16/11 (15 carries)
125 – Frank Gore vs. TB	10/9/11 (20 carries)
127 – Frank Gore at Phi.	10/2/11 (15 carries)
136 – Brian Westbrook at Arz.	11/29/10 (23 carries)
118 – Frank Gore vs. Den. (London)	10/31/10 (29 carries)
102 – Frank Gore at Car.	10/24/10 (19 carries)
149 – Frank Gore vs. Oak.	10/17/10 (25 carries)
112 – Frank Gore vs. NO	9/20/10 (20 carries)
107 – Frank Gore at StL	1/3/10 (23 carries)
107 – Frank Gore at Phi.	12/20/09 (16 carries)
167 – Frank Gore vs. Arz.	12/14/09 (25 carries)
104 – Frank Gore vs. Chi.	11/12/09 (25 carries)
207 – Frank Gore vs. Sea.	9/20/09 (16 carries)
106 – Frank Gore vs. StL	11/16/08 (18 carries)
101 – Frank Gore vs. Phi.	10/12/08 (19 carries)
130 – Frank Gore vs. Det.	9/21/08 (27 carries)
138 – Frank Gore vs. Cin.	12/15/07 (29 carries)
116 – Frank Gore at Arz.	11/25/07 (21 carries)
153 – Frank Gore at Den.	12/31/06 (31 carries)
144 – Frank Gore at Sea.	12/14/06 (29 carries)
130 – Frank Gore vs. GB	12/10/06 (18 carries)
134 – Frank Gore at StL	11/26/06 (21 carries)
212 – Frank Gore vs. Sea.	11/19/06 (24 carries)
159 – Frank Gore at Det.	11/12/06 (22 carries)
111 – Frank Gore at Chi.	10/29/06 (12 carries)
134 – Frank Gore vs. Oak.	10/8/06 (27 carries)
127 – Frank Gore vs. StL	9/17/06 (29 carries)
108 – Frank Gore vs. Hou	1/1/06 (25 carries)
109 – Maurice Hicks at StL	12/24/05 (10 carries)
101 – Kevan Barlow vs. TB	10/30/05 (26 carries)
103 – Kevan Barlow at NE	1/2/05 (25 carries)
139 – Maurice Hicks at Arz.	12/12/04 (34 carries)
114 – Kevan Barlow at NO	9/19/04 (20 carries)
154 – Kevan Barlow at Phi.	12/21/03 (30 carries)
154 – Kevan Barlow vs. Arz.	12/7/03 (18 carries)
117 – Garrison Hearst vs. TB	10/19/03 (20 carries)
124 – Garrison Hearst vs. Sea.	12/1/02 (31 carries)
116 – Garrison Hearst vs. StL	10/6/02 (13 carries)
103 – Garrison Hearst vs. Mia.	12/16/01 (26 carries)
124 – Garrison Hearst vs. Buf	12/2/01 (25 carries)
106 – Garrison Hearst at Ind.	11/25/01 (12 carries)

145 – Garrison Hearst vs. NO	11/11/01 (17 carries)
102 – Charlie Garner vs. KC	11/12/00 (25 carries)
109 – Charlie Garner vs. Oak.	10/8/00 (24 carries)
201 – Charlie Garner at Dal.	9/24/00 (36 carries)
129 – Charlie Garner vs. Was	12/26/99 (16 carries)
107 – Charlie Garner vs. Atl.	12/12/99 (26 carries)
166 – Charlie Garner vs. Pit	11/7/99 (20 carries)
102 – Lawrence Phillips at Arz.	9/27/99 (9 carries)
107 – Garrison Hearst at NE	12/20/98 (27 carries)
198 – Garrison Hearst vs. Det.	12/14/98 (24 carries)
139 – Garrison Hearst at Car.	12/6/98 (20 carries)
166 – Garrison Hearst vs. NYG	11/30/98 (20 carries)
138 – Garrison Hearst at Was	9/14/98 (22 carries)
187 – Garrison Hearst vs. NYJ	9/6/98 (20 carries)
104 – Garrison Hearst vs. Dal.	11/2/97 (22 carries)
105 – Garrison Hearst at Atl.	10/19/97 (18 carries)
141 – Garrison Hearst at Car.	9/29/97 (28 carries)
105 – Terry Kirby at Atl.	12/2/96 (12 carries)
105 – Ricky Watters at NO	11/28/94 (26 carries)
103 – Ricky Watters vs. TB	10/23/94 (14 carries)
116 – Ricky Watters vs. NO	11/22/93 (16 carries)
135 – Ricky Watters at NO	9/26/93 (25 carries)
112 – Ricky Watters vs. Atl.	9/19/93 (19 carries)
134 – Amp Lee at Min.	12/13/92 (23 carries)
163 – Ricky Watters at LA Rams	11/22/92 (26 carries)
115 – Ricky Watters vs. NO	11/15/92 (21 carries)
104 – Ricky Watters at NE	10/11/92 (19 carries)
100 – Ricky Watters at NYG	9/6/92 (13 carries)
104 – Keith Henderson vs. Det.	10/20/91 (20 carries)
102 – Steve Young vs. NO	12/23/90 (8 carries)
124 – Dexter Carter at LA Rams	12/17/90 (13 carries)
105 – Roger Craig vs. Buf.	12/17/89 (25 carries)
109 – Roger Craig vs. Atl.	11/12/89 (17 carries)
131 – Roger Craig at Ind.	9/10/89 (24 carries)
115 – Roger Craig vs. NO	12/11/88 (22 carries)
103 – Roger Craig at Atl.	12/4/88 (23 carries)
162 – Roger Craig at Phx.	11/6/88 (26 carries)
190 – Roger Craig at LA Rams	10/16/88 (22 carries)
143 – Roger Craig vs. Den.	10/9/88 (26 carries)
107 – Roger Craig at Sea.	9/25/88 (21 carries)
110 – Roger Craig at NYG	9/11/88 (18 carries)
104 – Roger Craig at LA Rams	11/1/87 (23 carries)
107 – Joe Cribbs at NE	12/14/86 (23 carries)
101 – Roger Craig vs. Atl.	11/23/86 (17 carries)
105 – Joe Cribbs vs. StL	11/9/86 (21 carries)
111 – Wendell Tyler vs. KC	11/17/85 (16 carries)
117 – Roger Craig at Den.	11/11/85 (22 carries)
107 – Wendell Tyler at Det.	10/20/85 (16 carries)
107 – Roger Craig vs. Atl.	9/15/85 (11 carries)
125 – Wendell Tyler at Min.	9/8/85 (21 carries)
117 – Wendell Tyler at NO	11/25/84 (15 carries)
108 – Wendell Tyler at Hou.	10/21/84 (23 carries)
101 – Wendell Tyler at NYG	10/8/84 (14 carries)
113 – Wendell Tyler at Phi.	9/23/84 (21 carries)
102 – Wendell Tyler vs. TB	12/4/83 (16 carries)



**49ERS 100-YARD RUSHERS SINCE 1970 (CONT.)**

108 – Wendell Tyler at StL	9/18/83 (18 carries)
107 – Wendell Tyler at Min.	9/8/83 (19 carries)
125 – Lenvil Elliot vs. NO	12/7/80 (20 carries)
147 – Paul Hofer at NO	11/11/79 (17 carries)
106 – Paul Hofer at Oak.	11/4/79 (13 carries)
104 – Paul Hofer vs. LA Rams	11/19/78 (20 carries)
108 – O.J. Simpson vs. Chi.	9/10/78 (27 carries)
107 – Delvin Williams at Min.	12/4/77 (27 carries)
190 – Wilbur Jackson vs. NO	11/27/77 (16 carries)
123 – Wilbur Jackson at NO	11/13/77 (22 carries)
110 – Delvin Williams at NO	11/13/77 (25 carries)
106 – Delvin Williams vs. Det.	10/23/77 (27 carries)
104 – Delvin Williams at SD	12/5/76 (26 carries)

156 – Wilbur Jackson vs. Min.	11/29/76 (30 carries)
153 – Delvin Williams vs. Min.	11/29/76 (20 carries)
180 – Delvin Williams vs. Was.	11/7/76 (23 carries)
194 – Delvin Williams at StL Cardinals	10/31/76 (34 carries)
121 – Delvin Williams at GB	9/12/76 (25 carries)
104 – Delvin Williams at Atl.	12/14/75 (10 carries)
106 – Delvin Williams vs. Chi.	11/16/75 (12 carries)
106 – Larry Schreiber vs. Atl.	11/24/74 (20 carries)
117 – Ken Willard vs. Phi.	12/2/73 (15 carries)
104 – Larry Schreiber vs. Bal.	11/12/72 (17 carries)
125 – Vic Washington at NYJ	11/28/71 (27 carries)
129 – Ken Willard at NYJ	11/28/71 (15 carries)
105 – Ken Willard vs. Cle.	9/27/70 (22 carries)

# 49ERS 100-YARD RECEIVERS SINCE 1970

102 – Anquan Boldin vs. Bal.	10/18/15 (5 catches)
107 – Anquan Boldin at NYG	10/11/15 (8 catches)
120 – Torrey Smith at Pit.	9/20/15 (6 catches)
137 – Anquan Boldin vs. Was.	11/23/14 (9 catches)
103 – Stevie Johnson at Arz.	9/21/14 (9 catches)
149 – Anquan Boldin at Arz.	12/29/13 (9 catches)
102 – Michael Crabtree vs. Atl.	12/23/13 (5 catches)
180 – Vernon Davis vs. Arz.	10/13/13 (8 catches)
208 – Anquan Boldin vs. GB	9/8/13 (13 catches)
172 – Michael Crabtree vs. Arz.	12/30/12 (8 catches)
107 – Michael Crabtree at NE	12/16/12 (7 catches)
101 – Michael Crabtree at StL	12/2/12 (7 catches)
113 – Michael Crabtree vs. Buf.	10/7/12 (6 catches)
106 – Vernon Davis vs. Buf.	10/7/12 (5 catches)
118 – Vernon Davis at StL	1/1/12 (8 catches)
120 – Michael Crabtree vs. Arz.	11/20/11 (7 catches)
114 – Vernon Davis at Cin.	9/25/11 (8 catches)
122 – Michael Crabtree at StL	12/26/10 (6 catches)
106 – Joshua Morgan at SD	12/16/10 (7 catches)
126 – Vernon Davis at GB	12/5/10 (4 catches)
105 – Michael Crabtree vs. Phi.	10/10/10 (9 catches)
104 – Vernon Davis vs. Phi.	10/10/10 (5 catches)
102 – Frank Gore at KC	9/26/10 (9 catches)
111 – Vernon Davis at Sea.	12/6/09 (6 catches)
108 – Vernon Davis at GB	11/22/09 (6 catches)
102 – Vernon Davis vs. Ten.	11/8/09 (10 catches)
125 – Isaac Bruce at Dal.	11/23/08 (8 catches)
120 – Arnaz Battle at NO	9/28/08 (7 catches)
153 – Isaac Bruce at Sea.	9/14/08 (4 catches)
131 – Antonio Bryant vs. StL	9/17/06 (4 catches)
114 – Antonio Bryant at Arz.	9/10/06 (4 catches)
119 – Brandon Lloyd vs. Sea.	11/20/05 (7 catches)
102 – Brandon Lloyd at Arz.	10/2/05 (7 catches)
142 – Brandon Lloyd vs. Dal.	9/25/05 (4 catches)
101 – Cedrick Wilson vs. Car.	11/14/04 (5 catches)
162 – Eric Johnson vs. Arz.	10/10/04 (13 catches)
113 – Eric Johnson vs. StL	10/3/04 (10 catches)
112 – Curtis Conway at NO	9/19/04 (8 catches)
127 – Terrell Owens at Cin.	12/14/03 (8 catches)
155 – Terrell Owens vs. Pit.	11/17/03 (8 catches)
152 – Terrell Owens vs. TB	10/19/03 (6 catches)
112 – Terrell Owens vs. Chi.	9/7/03 (7 catches)
123 – Terrell Owens at Dal.	12/8/02 (12 catches)
166 – Terrell Owens vs. Phi.	11/25/02 (13 catches)
171 – Terrell Owens at SD	11/17/02 (7 catches)
191 – Terrell Owens at Oak.	11/3/02 (12 catches)
132 – Terrell Owens vs. Arz.	10/27/02 (8 catches)
116 – Terrell Owens at NO	1/6/02 (2 catches)
103 – Terrell Owens at Ind.	11/25/01 (6 catches)
100 – Terrell Owens vs. NO	11/11/01 (8 catches)
125 – Terrell Owens vs. Det.	11/4/01 (9 catches)
105 – Garrison Hearst at Chi.	10/28/01 (4 catches)
183 – Terrell Owens at Atl.	10/14/01 (9 catches)
118 – Terrell Owens vs. Car.	10/7/01 (8 catches)
283 – Terrell Owens vs. Chi.	12/17/00 (20 catches)
129 – Terrell Owens vs. NO	12/10/00 (6 catches)
115 – Terrell Owens vs. StL	10/29/00 (8 catches)
112 – Charlie Garner at Car.	10/22/00 (7 catches)
176 – Terrell Owens vs. Oak.	10/8/00 (12 catches)
108 – Terrell Owens at StL	9/17/00 (6 catches)
143 – Jerry Rice at Atl.	1/3/00 (6 catches)
130 – J.J. Stokes at Atl.	1/3/00 (5 catches)

157 – Jerry Rice at Cin.	12/5/99 (9 catches)
145 – Terrell Owens at Cin.	12/5/99 (9 catches)
120 – Terrell Owens vs. StL	11/21/99 (6 catches)
115 – Jerry Rice at NE	12/20/98 (5 catches)
140 – Terrell Owens vs. NYG	11/30/98 (5 catches)
103 – Garrison Hearst vs. NO	11/22/98 (4 catches)
169 – Jerry Rice at Atl.	11/15/98 (10 catches)
120 – Terrell Owens at StL	10/25/98 (5 catches)
110 – J.J. Stokes vs. Ind.	10/18/98 (9 catches)
162 – Jerry Rice vs. Atl.	9/27/98 (8 catches)
105 – Garrison Hearst vs. Atl.	9/27/98 (4 catches)
111 – J.J. Stokes vs. NYJ	9/6/98 (7 catches)
129 – Jerry Rice vs. Car.	12/8/96 (10 catches)
110 – Terrell Owens vs. Car.	12/8/96 (5 catches)
116 – Ted Popson vs. Cin.	10/20/96 (8 catches)
108 – Jerry Rice at StL	10/6/96 (7 catches)
127 – Jerry Rice at Car.	9/22/96 (10 catches)
153 – Jerry Rice at Atl.	12/24/95 (12 catches)
106 – J.J. Stokes at Atl.	12/24/95 (5 catches)
289 – Jerry Rice vs. Min.	12/18/95 (14 catches)
121 – Jerry Rice at Car.	12/10/95 (6 catches)
149 – Jerry Rice at Mia.	11/20/95 (8 catches)
161 – Jerry Rice at Dal.	11/12/95 (5 catches)
111 – Jerry Rice vs. Car.	11/5/95 (8 catches)
108 – Jerry Rice vs. NO	10/29/95 (8 catches)
181 – Jerry Rice at Det.	9/25/95 (11 catches)
167 – Jerry Rice vs. Atl.	9/10/95 (11 catches)
121 – Jerry Rice vs. Den.	12/17/94 (9 catches)
106 – Rickey Watters vs. Den.	12/17/94 (4 catches)
144 – Jerry Rice at SD	12/11/94 (12 catches)
165 – Jerry Rice vs. LA Rams	11/20/94 (16 catches)
147 – Jerry Rice at LA Rams	9/18/94 (11 catches)
103 – John Taylor at LA Rams	9/18/94 (7 catches)
169 – Jerry Rice vs. LA Raiders	9/5/94 (7 catches)
132 – Jerry Rice at Det.	12/19/93 (4 catches)
115 – John Taylor at Det.	12/19/93 (4 catches)
105 – Jerry Rice at Atl.	12/11/93 (6 catches)
166 – Jerry Rice at LA Rams	11/28/93 (8 catches)
150 – John Taylor at LA Rams	11/28/93 (6 catches)
172 – Jerry Rice at TB	11/14/93 (8 catches)
155 – Jerry Rice vs. Phx.	10/24/93 (9 catches)
118 – Jerry Rice vs. TB	12/19/92 (7 catches)
133 – Jerry Rice vs. Phi.	11/29/92 (8 catches)
183 – Jerry Rice vs. Atl.	10/18/92 (7 catches)
159 – Mike Sherrard vs. Buf.	9/13/92 (6 catches)
112 – John Taylor vs. Buf.	9/13/92 (5 catches)
125 – Jerry Rice vs. Chi.	12/23/91 (5 catches)
113 – John Taylor at Sea.	12/8/91 (7 catches)
154 – Jerry Rice vs. NO	12/1/91 (9 catches)
121 – John Taylor at LA Rams	11/25/91 (6 catches)
127 – John Taylor at Atl.	11/3/91 (2 catches)
138 – Jerry Rice vs. Atl.	10/13/91 (7 catches)
150 – Jerry Rice vs. SD	9/8/91 (9 catches)
118 – Jerry Rice at Min.	12/30/90 (9 catches)
104 – Jerry Rice at LA Rams	12/17/90 (5 catches)
101 – Jerry Rice at Cin.	12/9/90 (8 catches)
147 – Jerry Rice at Dal.	11/11/90 (12 catches)
187 – Jerry Rice at GB	11/4/90 (6 catches)
225 – Jerry Rice at Atl.	10/14/90 (13 catches)
132 – John Taylor at Hou.	10/7/90 (4 catches)
171 – Jerry Rice vs. Atl.	9/23/90 (8 catches)
125 – Brent Jones vs. Atl.	9/23/90 (5 catches)

# 49ERS 100-YARD RECEIVERS SINCE 1970 (CONT.)

160 – John Taylor vs. Was.	9/16/90 (8 catches)
101 – Jerry Rice vs. Chi.	12/24/89 (4 catches)
286 – John Taylor at LA Rams	12/11/89 (11 catches)
162 – John Taylor at Atl.	12/3/89 (5 catches)
117 – Jerry Rice vs. NYG	11/27/89 (7 catches)
106 – Jerry Rice vs. GB	11/19/89 (9 catches)
112 – Jerry Rice vs. NE	10/22/89 (6 catches)
103 – Tom Rathman vs. NE	10/22/89 (11 catches)
149 – Jerry Rice at NO	10/8/89 (7 catches)
136 – John Taylor at Phi.	9/24/89 (6 catches)
164 – Jerry Rice at Phi.	9/24/89 (6 catches)
122 – Jerry Rice at TB	9/17/89 (8 catches)
163 – Jerry Rice at Ind.	9/10/89 (6 catches)
171 – Jerry Rice at SD	11/27/88 (6 catches)
105 – Jerry Rice vs. Was.	11/21/88 (3 catches)
163 – Jerry Rice at Sea.	9/25/88 (6 catches)
163 – Jerry Rice vs. Atl.	9/18/88 (8 catches)
109 – Jerry Rice at NYG	9/11/88 (4 catches)
126 – Jerry Rice vs. Cle.	11/29/87 (7 catches)
103 – Jerry Rice at TB	11/22/87 (7 catches)
108 – Jerry Rice vs. NO	11/15/87 (4 catches)
104 – Mike Wilson at Cin.	9/20/87 (7 catches)
106 – Jerry Rice at Pit.	9/13/87 (8 catches)
204 – Jerry Rice at Was.	11/17/86 (12 catches)
156 – Jerry Rice vs. StL	11/9/86 (4 catches)
144 – Jerry Rice vs. Min.	10/12/86 (7 catches)
172 – Jerry Rice vs. Ind.	10/5/86 (6 catches)
120 – Jerry Rice vs. NO	9/21/86 (7 catches)
100 – Dwight Clark vs. NO	9/21/86 (7 catches)
157 – Jerry Rice at LA Rams	9/14/86 (6 catches)
100 – Dwight Clark at TB	9/7/86 (7 catches)
111 – Jerry Rice vs. Dal.	12/22/85 (7 catches)
241 – Jerry Rice vs. LA Rams	12/9/85 (10 catches)
132 – Roger Craig at LA Rams	10/27/85 (6 catches)
167 – Roger Craig at Atl.	10/6/85 (12 catches)
125 – Renaldo Nehemiah vs. Min.	12/8/84 (6 catches)
105 – Freddie Solomon at Cle.	11/11/84 (5 catches)
124 – Dwight Clark vs. Cin.	11/4/84 (7 catches)
127 – Dwight Clark at Hou.	10/21/84 (5 catches)
105 – Dwight Clark vs. Was.	9/10/84 (5 catches)
103 – Freddie Solomon vs. Atl.	9/25/83 (6 catches)
121 – Freddie Solomon at StL	9/18/83 (3 catches)
104 – Dwight Clark at KC	12/26/82 (4 catches)
101 – Dwight Clark vs. Atl.	12/19/82 (8 catches)
135 – Dwight Clark vs. SD	12/11/82 (12 catches)

102 – Jeff Moore at LA Rams	12/2/82 (8 catches)
103 – Dwight Clark at StL	11/21/82 (6 catches)
127 – Dwight Clark at Den.	9/19/82 (9 catches)
109 – Freddie Solomon at Den.	9/19/82 (4 catches)
106 – Dwight Clark vs. LA Raiders	9/12/82 (6 catches)
124 – Freddie Solomon at LA Rams	11/22/81 (5 catches)
128 – Dwight Clark vs. Atl.	11/8/81 (7 catches)
109 – Dwight Clark vs. LA Rams	10/25/81 (8 catches)
135 – Dwight Clark vs. Dal.	10/11/81 (4 catches)
113 – Freddie Solomon vs. Chi.	9/13/81 (5 catches)
155 – Dwight Clark vs. NO	12/7/80 (6 catches)
104 – Freddie Solomon at GB	11/9/80 (5 catches)
148 – Dwight Clark at Dal.	10/12/80 (8 catches)
132 – Freddie Solomon vs. Atl.	9/28/80 (5 catches)
135 – Paul Hofer vs. StL	9/14/80 (9 catches)
114 – Paul Hofer at NO	9/7/80 (7 catches)
130 – Paul Hofer at Atl.	12/16/79 (9 catches)
104 – Paul Hofer at NYG	10/14/79 (9 catches)
144 – Freddie Solomon vs. NO	9/23/79 (4 catches)
107 – Freddie Solomon at Min.	9/2/79 (4 catches)
110 – Freddie Solomon at Hou.	9/17/78 (3 catches)
130 – Gene Washington vs. Dal.	12/12/77 (5 catches)
112 – Gene Washington vs. Det.	10/23/77 (4 catches)
104 – Willie McGee at Sea.	9/26/76 (5 catches)
101 – Gene Washington at Phi.	11/30/75 (6 catches)
144 – Gene Washington at LA Rams	11/9/75 (5 catches)
121 – Gene Washington at Dal.	11/10/74 (7 catches)
133 – Ted Kwalick at Det.	11/4/73 (8 catches)
101 – Dan Abramowicz vs. NO	10/21/73 (4 catches)
118 – Gene Washington vs. Min.	10/14/73 (8 catches)
119 – Gene Washington vs. Min.	12/16/72 (4 catches)
114 – Gene Washington at Chi.	11/19/72 (4 catches)
164 – Gene Washington at GB	11/5/72 (6 catches)
102 – Ted Kwalick vs. NO	10/22/72 (2 catches)
126 – Ted Kwalick vs. NYG	10/15/72 (6 catches)
140 – Gene Washington vs. SD	9/17/72 (8 catches)
160 – Gene Washington vs. NE	10/31/71 (5 catches)
112 – Gene Washington at Phi.	10/3/71 (3 catches)
131 – Gene Washington at NO	12/13/70 (5 catches)
115 – Gene Washington vs. Atl.	12/6/70 (3 catches)
119 – Gene Washington at Chi.	11/8/70 (5 catches)
126 – Gene Washington vs. NO	10/18/70 (4 catches)
145 – Gene Washington at LA Rams	10/11/70 (7 catches)

## ALL-TIME RETURNS FOR TOUCHDOWNS

## ALL-TIME INTERCEPTION RETURNS FOR TDs

Date	Player	Yds	Opp.
12/6/15	Ward, Jimmie	29	at Chi.
12/20/14	Bethea, Antoine	49	vs. SD
10/13/14	Johnson, Dontae	20	at STL
12/23/13	Bowman, NaVorro	89	vs. Atl.
10/6/13	Brock, Tramaire	18	vs. Hou.
11/25/12	Whitner, Donte	42	at NO
11/25/12	Brooks, Ahmad	50	at NO
10/9/11	Rogers, Carlos	31	vs. TB
1/2/11	Brown, Tarell	62	vs. Arz.
12/12/10	Goldson, Dashon	39	vs. Sea.
10/24/10	McDonald, Ray	31	at Car.
10/4/09	Willis, Patrick	23	vs. STL
9/14/08	Willis, Patrick	86	at Sea.
12/31/06	Harris, Walt	28	at Den.
1/1/06	Adams, Mike	40	vs. Hou.
11/27/05	Spencer, Shawntae	61	at Ten.
9/25/05	Parrish, Tony	34	vs. Dal.
9/7/03	Plummer, Ahmed	68	vs. Chi.
10/6/02	Webster, Jason	37	vs. STL
11/25/01	Bronson, Zack	48	at Ind.
10/28/01	Bronson, Zack	97	at Chi.
12/3/00	Montgomery, Monty	46	at SD
11/19/00	Webster, Jason	70	vs. Atl.
10/17/99	Walker, Darnell	27	vs. Car.
9/19/99	Shulters, Lance	64	at NO
1/3/98	Norton, Ken Jr.	23	vs. Min.*
12/15/97	Hanks, Merton	55	vs. Den.
9/29/96	Pope, Marquez	55	vs. Atl.
11/26/95	Davis, Eric	86	vs. STL
10/22/95	Norton, Ken Jr.	35	at STL
10/22/95	Norton, Ken Jr.	21	at STL
9/10/95	McDonald, Tim	13	vs. Atl.
9/3/95	McDonald, Tim	52	at NO
1/15/95	Davis, Eric	44	vs. Dal.*
12/11/94	Sanders, Deion	90	at SD
11/6/94	McDonald, Tim	73	at Was.
10/16/94	Sanders, Deion	93	at Atl.
9/25/94	Sanders, Deion	74	vs. NO
11/22/93	Hanks, Merton	67	vs. NO
10/31/93	McGruder, Michael	31	vs. LA Rams
10/3/93	Davis, Eric	41	vs. Min.
9/6/92	Johnson, John	56	at NYG
1/12/91	Carter, Michael	61	vs. Was.*
1/6/90	Lott, Ronnie	58	vs. Min.*
1/9/88	Fuller, Jeff	48	vs. Min.*
11/9/86	Holmoe, Tom	78	vs. STL Cardinals
10/26/86	Nixon, Tory	88	at GB
10/26/86	Lott, Ronnie	55	at GB
10/5/86	McKyer, Tim	21	vs. Ind.
9/28/86	Holmoe, Tom	66	at Mia.
10/13/85	Williamson, Carlton	43	vs. Chi.
12/2/84	McLemore, Dana	54	at Atl.
11/25/84	Shell, Todd	53	at NO
12/19/83	Wright, Eric	48	vs. Dal.
10/16/83	Hicks, Dwight	62	at NO
9/18/83	Collier, Tim	32	at STL Cardinals
9/18/83	Hicks, Dwight	40	at STL Cardinals
9/8/83	Wright, Eric	60	at Min.
12/26/82	Lott, Ronnie	83	at KC
1/3/82	Lott, Ronnie	20	vs. NYG*
11/22/81	Lott, Ronnie	25	at LA Rams
10/11/81	Lott, Ronnie	41	vs. Dal.
10/4/81	Hicks, Dwight	32	at Was.
9/27/81	Lott, Ronnie	26	vs. NO
10/1/78	Leonard, Anthony	30	vs. Cin.
10/19/75	Allen, Nate	37	vs. NO
12/15/74	Wilcox, Dave	21	vs. NO
11/23/72	Vanderbundt, Skip	21	at Dal.
10/29/72	Vanderbundt, Skip	37	at Atl.
10/1/72	Simpson, Mike	32	at NO
12/20/70	Johnson, Jimmy	36	at Oak.
9/27/70	Phillips, Mel	35	vs. Cle.
10/26/69	Woitt, Johnny	57	at Bal.
11/24/68	Belk, Bill	6	at Pit.
11/24/68	Alexander, Kermit	66	at Pit.
9/15/68	Hindman, Stan	25	at Bal. Colts

\* - Postseason

Date	Player	Yds	Opp.
12/11/66	Randolph, Alvin	94	vs. Chi.
11/24/66	Dowdle, Mike	27	at Det.
10/16/66	Johnson, Jimmy	35	at Atl.
11/22/59	Mertens, Jerry	30	at Bal. Colts
11/30/58	Hazeltine, Matt	13	at Bal. Colts
10/27/57	Herchman, Bill	54	vs. Chi.
12/8/56	Moegle, Dick	32	vs. GB
10/16/55	Berry, Rex	44	at Det.
10/17/54	Brown, Hardy	41	at Chi.
9/26/54	Berry, Rex	34	vs. Was.
12/6/53	Berry, Rex	29	vs. GB
10/12/52	Burke, Don	35	at Det.
10/14/51	Cason, Jim	65	at Pit.
11/5/50	Livingston, Howie	35	at LA Rams

## ALL-TIME FUMBLE RETURNS FOR TDs

Date	Player	Yds	Opp.
9/7/14	Culliver, Chris	35	at Dal.
12/15/13	Hunter, Kendall	2	at TB
10/27/13	Skuta, Dan	47	at Jax.
10/20/13	Osgood, Kassim	end zone	at Ten.
12/16/12	Gore, Frank	9	at NE
9/30/12	Rogers, Carlos	51	at NYJ
10/4/09	McDonald, Ray	11	vs. STL
10/4/09	McKillop, Scott	end zone	vs. STL
12/7/08	Staley, Joe	end zone	vs. NYJ
11/25/07	Banta-Cain, Tully	end zone	at Arz.
10/8/06	Oliver, Melvin	12	vs. Oak.
12/2/05	Johnson, Derrick	78	at Arz. (Mex. City)
10/2/05	Smith, Derek	end zone	at Arz. (Mex. City)
11/28/04	Smith, Derek	46	vs. Mia.
10/31/04	Carpenter, Dwaine	80	at Chi.
10/26/03	Harris, Kwame	1	at Arz.
10/28/01	Peterson, Julian	26	at Chi.
10/24/99	Walker, Darnell	71	at Min.
10/17/99	McMillan, Mark	41	vs. Car.
10/10/99	Bryant, Junior	end zone	at STL
12/15/97	Greene, Kevin	40	vs. Den.
11/10/97	Hanks, Merton	38	at Phi.
11/17/96	Doleman, Chris	end zone	vs. Bal.
12/24/95	Rice, Jerry	end zone	at Atl.
12/3/95	Woodall, Lee	96	vs. Buffalo
11/12/95	Hanks, Merton	38	at Dal.
10/16/94	McDonald, Tim	49	at Atl.
11/14/93	Tamm, Ralph	1	at TB
10/17/93	Davis, Eric	47	at Dal.
11/1/92	Sherrard, Mike	38	at Phx. Cardinals
12/23/91	Griffin, Don	99	vs. Chi.
11/12/89	Haley, Charles	3	vs. Atl.
12/27/87	Taylor, John	26	vs. LA Rams
12/1/85	Turner, Keena	65	at Was.
10/20/85	McIntyre, Guy	end zone	at Det.
9/22/85	McColl, Milt	28	at LA Raiders
12/2/84	Johnson, Gary	33	at Atl.
10/23/83	Board, Dwaine	end zone	at LA Rams
10/4/81	Hicks, Dwight	80	at Was.
10/3/76	Elam, Cleveland	31	vs. NYJ
11/16/75	Hart, Tommy	10	vs. Chi.
10/26/75	McGill, Ralph	14	at NE
12/15/74	Belk, Bill	19	vs. NO
12/2/73	Hall, Windlan	66	vs. Phi.
11/23/72	Vanderbundt, Skip	73	at Dal.
12/26/71	Hoskins, Bob	end zone	vs. Was.*
10/31/71	Blue, Forrest	25	vs. NE
10/24/71	Hart, Tommy	63	at STL Cardinals
10/19/69	Lakes, Roland	2	vs. Atl.
10/27/68	Witcher, Dick	12	at Det.
10/15/67	Windsor, Bob	2	at Phi.
12/11/66	Alexander, Kermit	14	vs. Chi.
10/9/66	Hazeltine, Matt	22	vs. GB
11/28/65	Kopay, Dave	end zone	at Min.
11/14/65	Miller, Clark	75	at Det.
11/14/65	Wilcox, Dave	8	at Det.
10/24/65	Chapple, Jack	8	vs. Min.
9/19/65	Krueger, Charlie	6	vs. Chi.
10/14/62	Woodson, Abe	37	at Chi.
10/18/59	Hazeltine, Matt	40	at Det.



# SAN FRANCISCO 49ERS

## ALL-TIME BLOCKED FGs RETURNED FOR TDs

(1970–Present)

Date	Player	Yds	Opp.
9/27/09	Clements, Nate	59	at Min.
10/19/08	Clements, Nate	74	at NYG
10/12/08	Strickland, Donald	41	vs. Phi.
10/15/89	Jackson, Johnnie	62	at Dal.
9/26/71	Taylor, Bruce	58	at NO
12/13/70	Taylor, Bruce	92	at NO

## ALL-TIME PUNT RETURNS FOR TDs

Date	Player	Yds	Opp.
9/11/11	Ginn Jr., Ted	55	vs. Sea.
12/26/10	Ginn Jr., Ted	78	at StL
9/11/05	Amey, Otis	75	vs. StL
10/10/04	Battle, Arnaz	71	vs. Arz.
12/1/02	Williams, Jimmy	89	vs. Sea.
12/27/98	McQuarters, R.W.	72	vs. StL
11/10/97	Levy, Chuck	73	at Phi.
12/18/95	Carter, Dexter	78	vs. Min.
10/3/93	Carter, Dexter	72	vs. Min.
11/9/92	Hanks, Merton	48	at Atl.
11/21/88	Taylor, John	95	vs. Was.
10/2/88	Taylor, John	77	vs. Det.
12/14/87	McLemore, Dana	83	vs. Chi.
11/23/86	Griffin, Don	76	vs. Atl.
10/8/84	McLemore, Dana	79	at NYG
12/19/83	McLemore, Dana	56	vs. Dal.
1/2/83	McLemore, Dana	93	vs. LA Rams
12/7/80	Solomon, Freddie	57	vs. NO
10/26/80	Solomon, Freddie	53	vs. TB
10/17/76	Leonard, Anthony	60	vs. NO
9/26/76	McGill, Ralph	50	at Sea.
11/24/74	Moore, Manfred	88	vs. Atl.
12/11/66	Alexander, Kermit	44	vs. Chi.
11/15/64	Alexander, Kermit	70	vs. GB
10/21/62	Woodson, Abe	85	at GB
11/5/61	Woodson, Abe	80	vs. Det.
12/16/56	Arenas, Joe	67	at Bal. Colts
10/19/52	McElhenny, Hugh	94	at Chi.
19.26/52	O'Donahue, Pat	23	vs. Dal.
10/28/51	Nomellini, Leo	20	vs. LA Rams

\* – Postseason

## ALL-TIME KICKOFF RETURNS FOR TDs

Date	Player	Yds	Opp.
9/11/11	Ginn Jr., Ted	102	vs. Sea.
11/10/08	Rossum, Allen	104	at Arz.
11/2/03	Wilson, Cedrick	95	vs. StL
1/11/98	Levy, Chuck	95	vs. GB*
11/16/97	Kirby, Terry	101	vs. Car.
11/6/94	Carter, Dexter	96	at Was.
12/1/91	Carter, Dexter	98	vs. NO
12/20/87	Cribbs, Joe	92	vs. Atl.
12/1/85	Monroe, Carl	95	at Was.
11/22/81	Lawrence, Amos	92	at LA Rams
11/2/80	Owens, James	101	at Det.
11/18/79	Owens, James	85	vs. Den.
11/19/78	Williams, Dave	89	vs. LA Rams
12/4/77	Williams, Dave	80	at Min.
12/23/72	Washington, Vic	97	vs. Dal.*
10/29/72	Washington, Vic	98	at Atl.
11/17/63	Woodson, Abe	99	at NYG
9/29/63	Woodson, Abe	95	at Min.
9/15/63	Woodson, Abe	103	vs. Min.
10/1/61	Woodson, Abe	98	at Det.
12/18/60	Lyles, Lenny	97	vs. Bal. Colts
11/22/59	Woodson, Abe	105	at LA Rams
11/4/56	Arenas, Joe	90	vs. Det.

## ALL-TIME BLOCKED PUNTS RETURNED FOR TDs

(1970–Present)

Date	Player	Yds	Opp.
10/3/10	Taylor Mays	0	at Atl.
9/25/77	Mike Baldassin	0	vs. Mia.
9/21/75	Dave Washington	15	at Min.
12/15/73	Windlan Hall	0	vs. Pit.

# ALL-TIME 1,000/3,000 YARD SEASONS

## RUSHING

Yds	Player	Year
1,695	Frank Gore	2006
1,570	Garrison Hearst	1998
1,502	Roger Craig	1988
1,262	Wendell Tyler	1984
1,229	Charlie Garner	1999
1,214	Frank Gore	2012
1,211	Frank Gore	2011
1,206	Garrison Hearst	2001
1,203	Delvin Williams	1976
1,142	Charlie Garner	2000
1,128	Frank Gore	2013
1,120	Frank Gore	2009
1,106	Frank Gore	2014
1,102	Frank Gore	2007
1,054	Roger Craig	1989
1,050	Roger Craig	1985
1,049	Joe Perry	1954
1,036	Frank Gore	2008
1,036	J.D. Smith	1959
1,024	Kevan Barlow	2003
1,019	Garrison Hearst	1997
1,018	Joe Perry	1953
1,013	Ricky Watters	1992

## RECEIVING

Yds	Player	Year
1,848	Jerry Rice	1995
1,570	Jerry Rice	1986
1,503	Jerry Rice	1993
1,502	Jerry Rice	1990
1,499	Jerry Rice	1994
1,483	Jerry Rice	1989
1,451	Terrell Owens	2000
1,412	Terrell Owens	2001
1,344	Dave Parks	1965
1,306	Jerry Rice	1988
1,300	Terrell Owens	2002
1,254	Jerry Rice	1996
1,206	Jerry Rice	1991
1,201	Jerry Rice	1992
<b>1,179</b>	<b>Anquan Boldin</b>	<b>2013</b>
1,157	Jerry Rice	1998
1,105	Michael Crabtree	2012
1,105	Dwight Clark	1981
1,102	Terrell Owens	2003
1,100	Gene Washington	1970
1,097	Terrell Owens	1998
1,078	Jerry Rice	1987
1,077	John Taylor	1989
<b>1,062</b>	<b>Anquan Boldin</b>	<b>2014</b>
1,032	R.C. Owens	1961
1,016	Roger Craig	1985
1,011	John Taylor	1991

## PASSING

Yds	Player	Year
4,278	Jeff Garcia	2000
4,170	Steve Young	1998
4,023	Steve Young	1993
3,969	Steve Young	1994
3,944	Joe Montana	1990
3,910	Joe Montana	1983
3,653	Joe Montana	1985
3,652	Steve DeBerg	1979
3,630	Joe Montana	1984
3,565	Joe Montana	1981
3,538	Jeff Garcia	2001
3,521	Joe Montana	1989
3,465	Steve Young	1992
<b>3,369</b>	<b>Colin Kaepernick</b>	<b>2014</b>
3,344	Jeff Garcia	2002
3,200	Steve Young	1995
<b>3,197</b>	<b>Colin Kaepernick</b>	<b>2013</b>
3,144	Alex Smith	2011
3,112	John Brodie	1965
3,054	Joe Montana	1987
3,029	Steve Young	1997
3,020	John Brodie	1968



# 49ERS YEARLY STATISTICAL LEADERS

## RUSHING (BASED ON YARDS)

Year	Player	Att	Yds	Avg	Lg	TD	Rank
1946	Standlee, Norm	134	683	5.1	—	2	—
1947	Strzykalski, John	143	906	6.3	50	5	—
1948	Strzykalski, John	141	915	6.5	—	4	—
1949	Perry, Joe	115	783	6.8	59	8	—
1950	Perry, Joe	124	647	5.2	78t	5	5
1951	Perry, Joe	136	677	5.0	58t	3	5
1952	Perry, Joe	158	725	4.6	78t	8	3
1953	Perry, Joe	192	1,018	5.3	51t	10	1
1954	Perry, Joe	173	1,049	6.1	58	8	1
1955	Perry, Joe	156	701	4.5	42	2	5
1956	McElhenny, Hugh	185	916	5.0	86t	8	3
1957	McElhenny, Hugh	102	478	4.7	61	1	15
1958	Perry, Joe	125	758	6.1	73t	4	3
1959	Smith, J.D.	207	1,036	5.0	73t	10	2
1960	Smith, J.D.	174	780	4.5	41	5	5
1961	Smith, J.D.	167	823	4.9	33	8	5
1962	Smith, J.D.	258	907	3.5	28	6	6
1963	Smith, J.D.	162	560	3.5	52t	5	13
1964	Kopay, Dave	75	271	3.6	18	0	32
1965	Willard, Ken	189	778	4.1	32	5	4
1966	Willard, Ken	191	763	4.0	49	5	5
1967	Willard, Ken	169	510	3.0	20	5	17
1968	Willard, Ken	227	967	4.3	69t	7	2
1969	Willard, Ken	171	557	3.3	18	7	13
1970	Willard, Ken	236	789	3.3	20	7	9/6
1971	Willard, Ken	216	855	4.0	49	4	15/9
1972	Washington, Vic	141	468	3.3	33	3	42/20
1973	Washington, Vic	151	534	3.5	25	8	32/15
1974	Jackson, Wilbur	174	705	4.1	64	0	17/8
1975	Williams, Delvin	117	631	5.4	52	3	21/13
1976	Williams, Delvin	248	1,203	4.9	80t	7	3/2
1977	Williams, Delvin	268	931	3.5	40	7	10/5
1978	Simpson, O.J.	161	593	3.7	34	1	39/19
1979	Hofer, Paul	123	615	5.0	47	7	33/17
1980	Cooper, Earl	171	720	4.2	47	5	23/12
1981	Patton, Ricky	152	543	3.6	28	4	35/16
1982	Moore, Jeff	85	281	3.3	19	4	37/16
1983	Tyler, Wendell	176	856	4.9	39	4	19/10
1984	Tyler, Wendell	246	1,262	5.1	40	7	5/5
1985	Craig, Roger	214	1,050	4.9	62t	9	13/8
1986	Craig, Roger	204	830	4.1	25	7	13/8
1987	Craig, Roger	215	815	3.8	25	3	8/5
1988	Craig, Roger	310	1,502	4.8	46t	9	3/2
1989	Craig, Roger	271	1,054	3.9	27	6	10/5
1990	Carter, Dexter	114	460	4.0	74t	1	39/19
1991	Henderson, Keith	137	561	4.1	25	2	30/11
1992	Watters, Ricky	206	1,013	4.9	43	9	13/8
1993	Watters, Ricky	208	950	4.6	39	10	12/8
1994	Watters, Ricky	239	877	3.7	23	6	15/8
1995	Loville, Derek	218	723	3.3	27	10	24/13
1996	Kirby, Terry	134	559	4.2	31	3	33/15
1997	Hearst, Garrison	234	1,019	4.4	51	4	15/7
1998	Hearst, Garrison	310	1,570	5.1	96t	7	3/2
1999	Garner, Charlie	241	1,229	5.1	53	4	8/5
2000	Garner, Charlie	258	1,142	4.4	42	7	16/7
2001	Hearst, Garrison	252	1,206	4.8	43t	4	10/5

## PASSING (BASED ON YARDS)

Year	Player	Att	Cmp	Pct	Yds	TD	INT	Rtg	Rank
1946	Albert, Frank	197	104	52.9	1,404	14	14	—	—
1947	Albert, Frank	242	128	52.9	1,692	18	15	—	—
1948	Albert, Frank	264	154	58.3	1,990	29	10	—	—
1949	Albert, Frank	260	129	49.6	1,862	27	16	—	—
1950	Albert, Frank	306	155	50.7	1,767	14	23	52.6	8
1951	Albert, Frank	166	90	50.7	1,116	5	10	60.2	8
1952	Tittle, Y.A.	208	106	51.0	1,407	11	12	66.4	5
1953	Tittle, Y.A.	259	149	57.5	2,121	20	16	84.0	3
1954	Tittle, Y.A.	295	170	57.6	2,205	9	9	78.7	7
1955	Tittle, Y.A.	287	147	51.2	2,185	17	28	56.6	4
1956	Tittle, Y.A.	218	124	56.9	1,641	7	12	68.6	7
1957	Tittle, Y.A.	279	176	63.1	2,157	13	15	80.6	6
1958	Tittle, Y.A.	208	120	57.7	1,467	9	15	63.9	3
1959	Tittle, Y.A.	199	102	51.3	1,331	10	15	58.0	4
1960	Brodie, John	207	103	49.8	1,111	6	9	57.5	5
1961	Brodie, John	283	155	54.8	2,588	14	12	84.7	4
1962	Brodie, John	304	175	57.6	2,272	18	16	79.0	6
1963	McHan, Lamar	195	83	42.3	1,243	8	11	54.3	15
1964	Brodie, John	392	193	49.2	2,498	14	16	64.6	12
1965	Brodie, John	391	242	61.9	3,112	30	16	95.3	3
1966	Brodie, John	427	232	54.3	2,810	16	22	65.8	8
1967	Brodie, John	349	168	48.1	2,013	11	16	57.6	11
1968	Brodie, John	404	234	57.9	3,020	22	21	78.0	3
1969	Brodie, John	347	194	55.9	2,405	16	15	74.9	7
1970	Brodie, John	378	223	59.0	2,941	24	10	93.8	1/1
1971	Brodie, John	387	208	53.7	2,642	18	24	65.0	12/6
1972	Spurrier, Steve	269	147	54.6	1,983	18	16	75.9	8/5
1973	Brodie, John	194	98	50.5	1,126	3	12	43.0	N/A
1974	Owen, Tom	184	88	47.8	1,327	10	15	56.1	25/11
1975	Snead, Norm	189	108	57.1	1,337	9	10	73.0	11/5
1976	Plunkett, Jim	243	126	51.9	1,592	13	16	63.0	17/8
1977	Plunkett, Jim	248	128	51.6	1,693	9	14	62.1	17/8
1978	DeBerg, Steve	302	137	45.4	1,570	8	22	40.0	28/17
1979	DeBerg, Steve	578	347	60.0	3,652	17	21	73.1	13/5
1980	DeBerg, Steve	321	186	57.9	1,998	12	17	66.7	25/13
1981	Montana, Joe	488	311	63.7	3,565	19	12	88.4	4/1
1982	Montana, Joe	346	213	61.6	2,613	17	11	88.0	5/3
1983	Montana, Joe	515	332	64.5	3,910	26	12	94.6	5/3
1984	Montana, Joe	432	279	64.6	3,630	28	10	102.9	2/1
1985	Montana, Joe	494	303	61.3	3,653	27	13	91.3	3/1
1986	Montana, Joe	307	191	62.2	2,236	8	9	80.7	9/2
1987	Montana, Joe	398	266	66.8	3,054	31	13	102.1	1/1
1988	Montana, Joe	397	238	59.9	2,981	18	10	87.9	6/3
1989	Montana, Joe	386	271	70.2	3,521	26	8	112.4	1/1
1990	Montana, Joe	520	321	61.7	3,944	26	16	89.0	7/3
1991	Young, Steve	279	180	64.5	2,517	17	8	101.8	1/1
1992	Young, Steve	402	268	66.7	3,465	25	7	107.0	1/1
1993	Young, Steve	462	314	68.0	4,023	29	16	101.5	1/1
1994	Young, Steve	461	324	70.3	3,969	35	10	112.8	1/1
1995	Young, Steve	447	299	66.9	3,200	20	11	92.3	5/4
1996	Young, Steve	316	214	67.7	2,410	14	6	97.2	1/1
1997	Young, Steve	356	241	67.7	3,029	19	6	104.7	1/1
1998	Young, Steve	517	322	62.3	4,170	36	12	101.1	3/2
1999	Garcia, Jeff	375	225	60.0	2,544	11	11	77.9	17/10
2000	Garcia, Jeff	561	355	63.3	4,287	31	10	97.6	5/4
2001	Garcia, Jeff	504	316	62.7	3,538	32	12	94.8	3/2

# 49ERS YEARLY STATISTICAL LEADERS (CONT.)

## RUSHING (BASED ON YARDS)

Year	Player	Att	Yds	Avg	Lg	TD	Rank
2002	Hearst, Garrison	215	972	4.5	40	8	21/9
2003	Barlow, Kevan	201	1,024	5.1	78t	6	17t/6t
2004	Barlow, Kevan	244	822	3.4	60	7	26/12
2005	Gore, Frank	127	608	4.8	72t	3	32/14
2006	Gore, Frank	312	1,695	5.4	72	8	3/1
2007	Gore, Frank	260	1,102	4.2	43t	5	13/5
2008	Gore, Frank	240	1,036	4.3	41t	6	13t/9
2009	Gore, Frank	229	1,120	4.9	80t	10	11t/5
2010	Gore, Frank	203	853	4.2	64	3	21/8
2011	Gore, Frank	282	1,211	4.3	55	8	6/3
2012	Gore, Frank	258	1,214	4.7	37	8	10/5
2013	Gore, Frank	276	1,128	4.1	51	9	9/7
2014	Gore, Frank	255	1,106	4.3	52t	4	9/5
2015	Hyde, Carlos	115	470	4.1	22	3	N/A

## PASSING (BASED ON YARDS)

Year	Player	Att	Cmp	Pct	Yds	TD	INT	Rtg	Rank
2002	Garcia, Jeff	528	328	62.1	3,344	21	10	85.6	11t/4
2003	Garcia, Jeff	392	225	57.4	2,704	18	13	80.1	15/8
2004	Rattay, Tim	325	198	60.9	2,169	10	10	78.1	20/10
2005	Smith, Alex	165	84	50.9	875	1	11	40.8	N/A
2006	Smith, Alex	442	257	58.1	2,890	16	16	74.8	22/11
2007	Dilfer, Trent	219	113	51.6	1,166	7	12	55.1	N/A
2008	Hill, Shaun	288	181	62.8	2,046	13	8	87.5	12/7
2009	Smith, Alex	372	225	60.5	2,350	18	12	81.5	19/9
2010	Smith, Alex	342	204	59.6	2,370	14	10	82.1	21/9
2011	Smith, Alex	445	273	61.3	3,144	17	5	90.7	9/7
2012	Kaepernick, C.	218	136	62.4	1,814	10	3	98.3	N/A
2013	Kaepernick, C.	416	243	58.4	3,197	21	8	91.6	20/10
2014	Kaepernick, C.	452	274	60.6	3,165	17	10	85.1	17/9
2015	Gabbert, Blaine	238	150	63.0	1,677	9	6	86.1	N/A

# 49ERS YEARLY STATISTICAL LEADERS

## RECEIVING (BASED ON CATCHES)

Year	Player	No	Yds	Avg	Lg	TD	Rank
1946	Beals, Alyn	40	586	14.7	—	10	—
1947	Beals, Alyn	47	655	13.9	54	10	—
1948	Beals, Alyn	46	591	12.8	—	14	—
1949	Beals, Alyn	44	678	15.4	—	12	—
1950	Loyd, Alex	32	402	12.6	38	0	18
1951	Softau, Gordy	59	826	14.0	48t	7	2
1952	Softau, Gordy	55	774	14.1	49t	7	4
1953	Wilson, Billy	51	840	16.5	61t	10	6
1954	Wilson, Billy	60	830	13.8	43	5	1
1955	Wilson, Billy	53	831	15.7	72t	7	2
1956	Wilson, Billy	60	889	14.8	77t	5	1
1957	Wilson, Billy	52	757	14.6	40	6	1
1958	Conner, Clyde	49	512	10.4	26	5	5
1959	Wilson, Billy	44	540	12.3	57t	4	6
1960	Conner, Clyde	38	531	14.0	65t	2	1
1961	Owens, R.C.	55	1,032	18.8	54	5	7
1962	Casey, Bernie	53	819	15.5	48t	6	11
1963	Casey, Bernie	47	762	16.2	68t	7	14
1964	Casey, Bernie	58	808	13.9	63t	4	6
1965	Parks, Dave	80	1,344	16.8	53t	12	1
1966	Parks, Dave	66	974	14.8	65t	5	3
1967	Witcher, Dick	46	705	15.3	63t	3	17
1968	McNeil, Clifton	71	994	14.0	65t	7	1
1969	Washington, Gene	51	711	13.9	52	3	10
1970	Cunningham, Doug, RB	51	484	9.5	58	0	11
	Washington, Gene	53	1,100	20.8	79t	12	4/3
1971	Kwalick, Ted	52	664	12.8	42t	5	4/2
1972	Washington, Gene	46	918	20.0	62t	12	13/7
1973	Kwalick, Ted	47	729	15.5	48	5	10/6
1974	Schreiber, Larry, RB	30	217	7.2	16	1	60/36
1975	Washington, Gene	44	735	16.7	68t	9	31/10
1976	Washington, Gene	33	457	13.8	55t	6	52/25
	Jackson, Wilbur, RB	33	324	9.8	32	1	53/27
1977	Washington, Gene	32	638	19.9	47t	5	52/22
1978	Solomon, Freddie	31	458	14.8	58t	2	83/42
1979	Hofer, Paul, RB	58	662	11.4	44	2	17/7
1980	Cooper, Earl, RB	83	567	6.8	66t	4	2/1
1981	Clark, Dwight	85	1,105	13.0	78t	4	2/1
1982	Clark, Dwight	60	913	15.2	51	5	1/1
1983	Clark, Dwight	70	840	12.0	46t	8	11/5
1984	Craig, Roger, RB	71	675	9.5	64t	3	11/6
1985	Craig, Roger, RB	92	1,016	11.0	73	6	1/1
1986	Rice, Jerry	86	1,570	18.3	66t	15	2/1
1987	Craig, Roger, RB	66	492	7.5	35t	1	3/2
1988	Craig, Roger, RB	76	534	7.0	22	1	7/5
1989	Rice, Jerry	82	1,483	18.1	68t	17	5/4
1990	Rice, Jerry	100	1,502	15.0	64t	13	1/1
1991	Rice, Jerry	80	1,206	15.1	73t	14	5/3
1992	Rice, Jerry	84	1,201	14.3	80t	10	5/3
1993	Rice, Jerry	98	1,503	15.3	80t	15	2/2
1994	Rice, Jerry	112	1,499	13.4	69t	13	2/1
1995	Rice, Jerry	+122	*1,848	15.1	81t	15	2/2
1996	Rice, Jerry	108	1,254	11.6	39	8	1/1
1997	Owens, Terrell	60	936	15.6	56t	8	32t/13t
1998	Rice, Jerry	82	1,157	14.1	75t	9	7t/3t
1999	Rice, Jerry	67	830	12.4	62	5	31t/19
2000	Owens, Terrell	97	1,451	15.0	69t	13	5/2
2001	Owens, Terrell	93	1,412	15.2	60t	16	9/4
2002	Owens, Terrell	100	1,300	13.0	76t	13	4t/2
2003	Owens, Terrell	80	1,102	13.8	75t	9	12/7
2004	Johnson, Eric, TE	82	825	10.1	25	2	35/14
2005	Lloyd, Brandon	48	733	15.3	89t	5	44/20
2006	Gore, Frank, RB	61	485	8.0	39	1	40t/21t
2007	Gore, Frank, RB	53	436	8.2	23t	1	54t/27t
2008	Bruce, Isaac	61	835	13.7	63	7	37/19
2009	Davis, Vernon, TE	78	965	12.4	73t	13	19t/10
2010	Davis, Vernon, TE	56	914	16.3	66t	7	51/23
2011	Crabtree, Michael	72	874	12.1	52t	4	24t/15t
2012	Crabtree, Michael	85	1,105	13.0	49t	9	14/9
2013	<b>Boldin, Anquan</b>	<b>85</b>	<b>1,179</b>	<b>13.9</b>	<b>63</b>	<b>7</b>	<b>16/10</b>
2014	<b>Boldin, Anquan</b>	<b>83</b>	<b>1,062</b>	<b>12.8</b>	<b>76t</b>	<b>5</b>	<b>18/11</b>
2015	<b>Boldin, Anquan</b>	<b>64</b>	<b>718</b>	<b>11.2</b>	<b>51</b>	<b>3</b>	<b>N/A</b>

## PUNTING (BASED ON GROSS AVG.) (MIN. 25 PUNTS)

Year	Player	No	Avg	Lg	Bkck	Rank
1946	Albert, Frank	54	41.0	73	0	—
1947	Albert, Frank	40	44.0	69	1	—
1948	Albert, Frank	35	44.8	82	0	—
1949	Albert, Frank	31	48.2	72	0	—
1950	Lillywhite, Verl	26	39.1	57	0	11
1951	Albert, Frank	34	44.3	66	0	2
1952	Albert, Frank	68	42.6	70	0	5
1953	Powers, Jim	42	40.6	55	1	8
1954	Brown, Pete	49	37.5	51	0	11
1955	Luna, Bob	63	40.6	63	3	8
1956	Morrall, Earl	45	37.9	57	0	16
1957	Jessup, Bill	38	43.6	62	0	13
1958	Atkins, Bill	25	39.3	51	0	11
1959	Davis, Tommy	59	45.7	71	0	3
1960	Davis, Tommy	62	44.1	74	0	3
1961	Davis, Tommy	50	45.4	67	0	3
1962	Davis, Tommy	48	45.6	82	0	1
1963	Davis, Tommy	73	45.4	64	2	4
1964	Davis, Tommy	79	45.6	68	0	4
1965	Davis, Tommy	54	45.8	65	0	2
1966	Davis, Tommy	63	41.4	60	0	6
1967	Spurrier, Steve	73	37.6	61	1	12
1968	Spurrier, Steve	68	39.0	54	0	12
1969	Kilgore, Jon	36	40.3	72	0	9
1970	Spurrier, Steve	75	38.4	58	0	14/11
1971	McCann, Jim	49	38.7	54	1	25/12
1972	McCann, Jim	64	39.7	63	1	21/10
1973	Wittum, Tom	79	43.7	62	0	4/1
1974	Wittum, Tom	68	41.2	67	1	4/2
1975	Wittum, Tom	67	41.9	64	3	3/2
1976	Wittum, Tom	89	40.8	68	2	3/2
1977	Wittum, Tom	77	36.4	54	3	26/13
1978	Connell, Mike	96	37.3	59	1	21/10
1979	Melville, Dan	71	37.0	53	1	25/14
1980	Miller, Jim	77	40.9	65	0	10/5
1981	Miller, Jim	93	41.5	65	0	15/6
1982	Miller, Jim	44	38.1	80	1	25/13
1983	Orosz, Tom	65	39.3	61	1	25/11
1984	Runager, Max	56	41.8	59	1	17/17
1985	Runager, Max	86	39.8	57	1	26/13
1986	Runager, Max	83	41.6	62	2	10/6
1987	Runager, Max	55	39.2	56	1	22/11
1988	Helton, Barry	78	39.3	53	1	21/11
1989	Helton, Barry	55	40.5	56	1	12/8
1990	Helton, Barry	69	36.8	56	1	28/1
1991	Prokop, Joe	40	38.5	58	0	27/13
1992	Wilmsmeyer, Klaus	49	39.1	58	0	26/14
1993	Wilmsmeyer, Klaus	42	40.9	61	0	23/11
1994	Wilmsmeyer, Klaus	54	41.4	60	0	14t/7t
1995	Thompson, Tommy	57	40.6	65	0	25/13t
1996	Thompson, Tommy	73	44.1	65	2	10/4
1997	Thompson, Tommy	78	40.8	55	1	30/15
1998	Roby, Reggie	60	41.9	66	0	22/9
1999	Stanley, Chad	69	39.7	70	2	26/11
2000	Stanley, Chad	69	39.5	56	1	27/12
2001	Baker, Jason	69	40.8	64	0	23/13
2002	Baker, Jason	42	40.2	51	0	25t/13
2003	LaFleur, Bill	68	38.7	56	1	29t/16
2004	Lee, Andy	96	41.6	81	0	20/10
2005	Lee, Andy	107	41.6	58	1	25/12
2006	Lee, Andy	81	44.8	66	0	7/6
2007	Lee, Andy	105	47.3	74	0	2/1
2008	Lee, Andy	66	47.8	82	1	4/3
2009	Lee, Andy	99	47.6	64	0	2/2
2010	Lee, Andy	91	46.2	64	0	4/2
2011	Lee, Andy	78	50.9	68	1	1/1
2012	Lee, Andy	67	48.1	66	0	4/2
2013	Lee, Andy	79	48.2	62	0	3/1
2014	Lee, Andy	72	46.8	71	1	6/2
2015	<b>Pinion, Bradley</b>	<b>86</b>	<b>43.9</b>	<b>62</b>	<b>0</b>	<b>N/A</b>

+ Team Record \* NFL Record

## 49ERS YEARLY STATISTICAL LEADERS

SCORING (BASED ON POINTS)						
Year	Player	TD	PAT	FG	Pts	Rank
1946	Beals, Alyn	10	1	0	61	—
1947	Beals, Alyn	10	0	0	60	—
1948	Beals, Alyn	14	0	0	84	—
1949	Beals, Alyn	12	1	0	73	—
1950	Soltau, Gordie	1	26	4	44	22
1951	Soltau, Gordie	7	30	6	90	5
1952	Soltau, Gordie	7	34	6	94	—
1953	Soltau, Gordie	6	48	10	114	1
1954	Soltau, Gordie	2	31	11	76	4
1955	Soltau, Gordie	1	27	3	42	24
	Wilson, Billy	7	0	0	42	24
1956	Soltau, Gordie	1	26	13	71	6
1957	Soltau, Gordie	0	33	9	60	9
1958	Soltau, Gordie	0	29	8	53	20
1959	Davis, Tommy	0	31	12	67	9
1960	Davis, Tommy	0	21	19	78	9
1961	Davis, Tommy	0	44	12	80	8
1962	Davis, Tommy	0	36	10	66	16
1963	Davis, Tommy	0	24	10	54	21
1964	Davis, Tommy	0	30	8	54	24
1965	Davis, Tommy	0	52	17	103	4
1966	Davis, Tommy	0	38	16	86	12
1967	Davis, Tommy	0	33	14	75	10
1968	Davis, Tommy	0	26	9	53	19
1969	Willard, Ken	10	0	0	60	21
1970	Gossett, Bruce	0	39	21	102	6/4
1971	Gossett, Bruce	0	32	23	101	5/3
1972	Gossett, Bruce	0	41	18	95	13/7
1973	Gossett, Bruce	0	26	26	104	7/4
1974	Gossett, Bruce	0	25	11	58	25/8
1975	Mike-Mayer, Steve	0	27	14	69	22/9
1976	Mike-Mayer, Steve	0	26	16	74	25/9
1977	Williams, Delvin	9	0	0	54	14/10
1978	Wersching, Ray	0	24	15	69	22/9
1979	Wersching, Ray	0	32	20	92	12/5
1980	Wersching, Ray	0	33	15	78	18/10
1981	Wersching, Ray	0	30	17	81	22/13
1982	Wersching, Ray	0	23	12	59	9/4
1983	Wersching, Ray	0	51	25	126	3/3
1984	Wersching, Ray	0	56	25	131	1/1
1985	Wersching, Ray	0	52	13	91	21/11
1986	Wersching, Ray	0	41	25	116	3/3
1987	Rice, Jerry	23	0	0	138	1/1
1988	Cofer, Mike	0	40	27	121	2/1
1989	Cofer, Mike	0	49	29	136	1/1
1990	Cofer, Mike	0	39	24	111	4/3
1991	Cofer, Mike	0	49	14	91	17/8
1992	Cofer, Mike	0	53	18	107	8/4
1993	Cofer, Mike	0	59	16	107	11/6
1994	Brien, Doug	0	60	15	105	11/4
1995	Rice, Jerry	17	1(2PT)	0	104	19/10
1996	Wilkins, Jeff	0	40	30	130	4/2
1997	Anderson, Gary	0	38	29	125	3/2
1998	Richey, Wade	0	49	18	103	14/6
1999	Richey, Wade	0	30	21	93	21/8
2000	Richey, Wade	0	43	15	88	28/13
2001	Cortez, Jose	0	47	18	101	16/8
2002	Owens, Terrell	14	0	0	84	8/3*
2003	Peterson, Todd	0	22	12	58	30/14
2004	Peterson, Todd	0	23	18	77	42/18
2005	Nedney, Joe	0	19	26	97	22/8t
2006	Nedney, Joe	0	29	29	116	7/4t
2007	Nedney, Joe	0	22	17	73	35/17
2008	Nedney, Joe	0	34	29	121	15/9
2009	Nedney, Joe	0	33	17	84	28/14
2010	Nedney, Joe	0	17	11	50	65t/31t
2011	Akers, David	0	34	44	166	1/1
2012	Akers, David	0	44	29	131	9/5
2013	Dawson, Phil	0	44	32	140	6t/3
2014	Dawson, Phil	0	33	25	108	19/9
2015	Dawson, Phil	0	19	20	79	N/A

FIELD GOAL PERCENTAGE						
Year	Player	Att	Made	Pct	Lg	Rank
1946	Vetrano, Joe	7	4	.571	26	—
1947	Vetrano, Joe	8	4	.500	30	—
1948	Vetrano, Joe	8	5	.625	47	—
1949	Vetrano, Joe	4	3	.750	28	—
1950	Soltau, Gordie	8	4	.500	26	DNQ
1951	Soltau, Gordie	18	6	.333	42	9
1952	Soltau, Gordie	12	6	.500	31	5
1953	Soltau, Gordie	15	10	.667	39	2
1954	Soltau, Gordie	18	11	.611	37	3
1955	Soltau, Gordie	12	3	.250	28	11
1956	Soltau, Gordie	20	13	.650	40	3
1957	Soltau, Gordie	15	9	.600	37	5
1958	Soltau, Gordie	21	8	.381	39	9
1959	Davis, Tommy	26	12	.462	43	5
1960	Davis, Tommy	32	19	.594	40	7
1961	Davis, Tommy	22	12	.545	46	6
1962	Davis, Tommy	23	10	.435	42	15
1963	Davis, Tommy	31	10	.323	46	22
1964	Davis, Tommy	25	8	.320	*53	19
1965	Davis, Tommy	27	17	.630	*53	5t
1966	Davis, Tommy	31	16	.516	46	15t
1967	Davis, Tommy	33	14	.424	50	23
1968	Davis, Tommy	16	9	.563	38	14
1969	Davis, Tommy	10	3	.300	48	DNQ
1970	Gossett, Bruce	31	21	.677	48	5/3
1971	Gossett, Bruce	36	23	.639	48	9/5
1972	Gossett, Bruce	29	18	.621	50	15/6
1973	Gossett, Bruce	33	26	.788	54	1**/1
1974	Gossett, Bruce	24	11	.458	46	22/11
1975	Mike-Mayer, Steve	28	14	.500	54	22t/11
1976	Mike-Mayer, Steve	28	16	.571	45	16t/9
1977	Wersching, Ray	17	10	.588	50	15/5
1978	Wersching, Ray	23	15	.652	45	12/6
1979	Wersching, Ray	24	20	.833	47	2/1
1980	Wersching, Ray	19	15	.789	47	2/1
1981	Wersching, Ray	23	17	.739	48	5/4
1982	Wersching, Ray	17	12	.706	45	15/8
1983	Wersching, Ray	30	25	.833	52	5t/1t
1984	Wersching, Ray	35	25	.714	53	17/11
1985	Wersching, Ray	21	13	.619	45	22/11
1986	Wersching, Ray	35	25	.714	50	11t/5t
1987	Wersching, Ray	17	13	.765	45	12/6
1988	Cofer, Mike	38	27	.711	52	17/10
1989	Cofer, Mike	36	29	.806	47	4/2
1990	Cofer, Mike	36	24	.667	*56	26t/11t
1991	Cofer, Mike	28	14	.500	50	28/14
1992	Cofer, Mike	27	18	.667	46	21/11
1993	Cofer, Mike	26	16	.615	46	26/12
1994	Brien, Doug	20	15	.750	48	20/7
1995	Wilkins, Jeff	13	12	.923	40	DNQ
1996	Wilkins, Jeff	34	30	.882	49	4/3
1997	Anderson, Gary	36	29	.806	51	11/7
1998	Richey, Wade	27	18	.667	46	27t/13t
1999	Richey, Wade	23	21	.913	52	1**/1
2000	Richey, Wade	22	15	.682	47	28/14
2001	Cortez, Jose	25	18	.720	52	21/12
2002	Cortez, Jose	24	18	.750	45	26/13t
2003	Peterson, Todd	15	12	.800	48	DNQ
2004	Peterson, Todd	22	18	.818	51	15t/6t
2005	Nedney, Joe	28	26	.929	56	3/2
2006	Nedney, Joe	35	29	.829	51	16/9
2007	Nedney, Joe	19	17	.895	50	5/1
2008	Nedney, Joe	33	29	.878	53	12/7
2009	Nedney, Joe	21	17	.810	51	21/9
2010	Reed, Jeff	10	9	.900	47	NA
2011	Akers, David	52	44	.846	55	14/7
2012	Akers, David	42	29	.690	63*	30/14
2013	Dawson, Phil	36	32	.889	56	14t/6t
2014	Dawson, Phil	31	25	.806	55	25/13
2015	Dawson, Phil	23	20	.870	54	N/A

\* LONGEST FIELD GOAL IN NFL THAT YEAR; \*\* LEADER BASED ON FIELD GOAL PCT OF KICKERS WITH 15-OR-MORE MADE; DNQ - DID NOT QUALIFY FOR THE LEAGUE MINIMUM



## 49ERS YEARLY STATISTICAL LEADERS

### KICKOFF RETURNS (BASED ON AVG.) (MIN. 20 RETURNS)

YEAR	Player	No	Yds	Avg	Lg	TD	Rank
1946	Eshmont, Len	10	264	26.4	—	0	DNQ
1947	Eshmont, Len	9	177	19.7	—	0	DNQ
1948	Hall, Forrest	13	369	28.4	—	0	3
1949	Perry, Joe	14	337	24.1	—	0	5
1950	Cathcart, Sam	14	329	23.9	62	0	20
1951	Arenas, Joe	21	542	25.8	49	0	8
1952	McElhenny, Hugh	18	396	22.0	40	0	16
1953	Arenas, Joe	16	551	34.4	82	0	1
1954	Arenas, Joe	16	362	22.6	41	0	11
1955	Arenas, Joe	24	594	24.8	42	0	7
1956	Arenas, Joe	27	801	29.7	96t	1	2
1957	Arenas, Joe	24	657	27.4	64	0	2
1958	Smith, J.D.	15	356	23.7	39	0	8
1959	Lyles, Lenny	25	565	22.6	46	0	10
1960	Lyles, Lenny	17	526	30.9	97t	1	2
1961	Woodson, Abe	27	782	29.0	98t	1	3
1962	Woodson, Abe	37	1,157	31.3	79	0	1
1963	Woodson, Abe	29	935	32.2	103t	3	1
1964	Woodson, Abe	32	880	27.5	70	0	4
1965	Alexander, Kermit	32	741	23.2	46	0	20
1966	Alexander, Kermit	37	984	26.6	56	0	7
1967	Cunningham, Doug	31	826	26.6	94	0	5
1968	Alexander, Kermit	20	360	18.0	35	0	24
1969	Smith, Noland	14	310	22.1	60	0	DNQ
1970	Tucker, Bill	25	577	23.1	43	0	16/9
1971	Washington, Vic	33	858	26.0	74	0	12/8
1972	Washington, Vic	27	771	28.6	98t	1	4/3
1973	Washington, Vic	24	549	22.9	38	0	26/10
1974	Holmes, Mike	25	612	24.5	57	0	15/6
1975	Moore, Manfred	26	650	25.0	52	0	10/5
1976	Leonard, Anthony	26	553	21.3	39	0	29/13
1977	Hofer, Paul	36	871	24.2	48	0	12/7
1978	Williams, Dave	34	745	21.9	89t	1	23/8
1979	Owens, James	41	1,002	24.4	85t	1	5/3
1980	Owens, James	31	726	23.4	101t	1	4/3
1981	Lawrence, Amos	17	437	25.7	92t	1	3/2
1982	McLemore, Dana	16	353	22.1	45	0	18/9
1983	McLemore, Dana	30	576	19.2	39	0	30/14
1984	Monroe, Carl	27	561	20.8	44	0	19/9
1985	Monroe, Carl	28	717	25.6	95t	1	4/3
1986	Crawford, Derrick	15	280	18.7	34	0	DNQ
1987	Rodgers, Del	17	358	21.1	50	0	DNQ
1988	DuBose, Doug	32	608	19.0	44	0	27/11
1989	Flagler, Terrence	32	643	20.1	41	0	18/11
1990	Carter, Dexter	41	783	19.1	35	0	21/11
1991	Carter, Dexter	37	839	22.7	98t	1	5/3
1992	Logan, Marc	22	478	21.7	82	0	9/6
1993	Carter, Dexter	25	494	19.8	60	0	18/11
1994	Carter, Dexter	48	1,105	23.0	96t	1	15/11
1995	Carter, Dexter	23	522	22.7	46	0	DNQ
1996	Carter, Dexter	41	909	22.2	71	0	21/10
1997	Levy, Chuck	36	793	22.0	59	0	22/12
1998	Levy, Chuck	22	383	17.4	30	0	DNQ
1999	McQuarters, R.W.	26	568	21.8	37	0	DNQ
2000	Williams, Kevin	30	536	17.9	33	0	DNQ
2001	Sutherland, Vinny	50	1,140	22.8	65	0	19/11
2002	Williams, Jimmy	35	765	21.9	50	0	29/18
2003	Wilson, Cedrick	37	836	22.6	95t	1	16/10
2004	Robertson, Jamal	25	560	22.4	37	0	11/5
2005	Hicks, Maurice	34	689	20.3	40	0	36/18
2006	Hicks, Maurice	57	1,428	25.1	64	0	12/4
2007	Hicks, Maurice	63	1,502	23.8	55	0	20/9
2008	Rossum, Allen	47	1,259	26.8	104t	1	6/3
2009	Robinson, Michael	18	414	23.0	40	0	DNQ
2010	Ginn Jr., Ted	47	992	21.1	61	0	33/17
2011	Ginn Jr., Ted	29	800	27.6	102t	1	3/2
2012	James, LaMichael	14	417	29.8	62	0	DNQ
2013	James, LaMichael	12	321	26.8	41	0	DNQ
2014	Ellington, Bruce	24	614	25.6	38	0	7/3
2015	Ellington, Bruce	24	602	25.1	40	0	N/A

\* Insufficient returns to qualify for NFL rankings

### PUNT RETURNS (BASED ON AVERAGE) (MIN. 10 RETURNS)

Year	Player	No	Yds	Avg	Lg	TD	Rank
1946	Casanega, Ken	18	248	13.8	—	0	DNQ
1947	Vetrano, Joe	12	137	11.4	—	0	DNQ
1948	Cason, Jim	22	309	14.0	—	0	DNQ
1949	Cason, Jim	21	351	16.7	—	0	DNQ
1950	Cathcart, Sam	16	185	11.6	29	0	10
1951	Arenas, Joe	21	272	13.0	51	0	6
1952	McElhenny, Hugh	20	284	14.2	94t	1	5
1953	McElhenny, Hugh	15	104	6.9	25	0	7
1954	Arenas, Joe	23	117	5.1	23	0	6
1955	Arenas, Joe	21	55	2.6	7	0	17
1956	Arenas, Joe	19	117	6.2	67t	1	8
1957	Arenas, Joe	25	80	3.2	26	0	13
1958	McElhenny, Hugh	24	93	3.9	18	0	16
1959	Woodson, Abe	15	143	9.5	65	0	6
1960	Woodson, Abe	13	174	13.4	48	0	1
1961	Woodson, Abe	16	172	10.8	80t	1	4
1962	Woodson, Abe	19	179	9.4	85t	1	4
1963	Woodson, Abe	13	95	7.3	13	0	13
1964	Alexander, Kermit	21	189	9.0	70t	1	8
1965	Alexander, Kermit	35	262	7.5	40	0	7
1966	Alexander, Kermit	30	198	6.6	44t	4	6
1967	Cunningham, Doug	27	249	9.2	57	0	3
1968	Alexander, Kermit	24	87	3.6	26	0	16
1969	Smith, Noland	10	46	4.6	18	0	19
1970	Taylor, Bruce	43	516	12.0	76	0	2/1
1971	Taylor, Bruce	34	235	6.9	38	0	15/6
1972	McGill, Ralph	22	219	10.0	33	0	4/3
1973	Taylor, Bruce	15	207	13.8	61	0	1/1
1974	McGill, Ralph	20	161	8.3	47	0	20/13
1975	McGill, Ralph	31	290	9.4	34	0	18/9
1976	Leonard, Anthony	35	293	8.4	60t	1	20/9
1977	Leonard, Anthony	22	154	7.0	19	0	30/13
1978	Steptoe, Jack	11	129	11.7	28	0	DNQ
1979	Solomon, Freddie	23	142	6.2	14	0	23/9
1980	Solomon, Freddie	27	298	11.0	57t	2	3/2
1981	Hicks, Dwight	19	171	9.0	39	0	DNQ
1982	McLemore, Dana	7	156	22.3	93t	1	DNQ
1983	McLemore, Dana	31	331	10.7	56t	1	6/2
1984	McLemore, Dana	45	521	11.6	79t	1	4/2
1985	McLemore, Dana	38	258	6.8	22	0	21/9
1986	Griffin, Don	38	377	9.9	76t	1	5/2
1987	McLemore, Dana	21	265	12.6	83t	1	2/2
1988	Taylor, John	44	556	12.6	95t	2	1/1
1989	Taylor, John	36	417	11.6	37	0	5/4
1990	Taylor, John	26	212	8.2	30	0	13/8
1991	Taylor, John	31	267	8.6	24	0	9/5
1992	Grant, Alan	29	249	8.6	46	0	12/6
1993	Carter, Dexter	34	411	12.1	72t	1	5/2
1994	Carter, Dexter	38	321	8.4	26	0	14/11
1995	Taylor, John	11	56	5.1	11	0	DNQ
1996	Carter, Dexter	36	317	8.8	52	0	18/9
1997	Uwaezuoke, Iheanyi	34	373	11.0	36	0	11/6
1998	McQuarters, R.W.	47	406	8.6	72t	1	19/10
1999	McQuarters, R.W.	18	90	5.0	32	0	DNQ
2000	Williams, Kevin	26	220	8.5	25	0	DNQ
2001	Sutherland, Vinny	21	147	7.0	19	0	DNQ
2002	Williams, Jimmy	20	336	16.8	89t	1	1/1
2003	Williams, Jimmy	35	240	6.9	20	0	26/11
2004	Battle, Arnaz	31	266	8.6	71t	1	15/6
2005	Amey, Fred	11	125	11.4	75t	1	DNQ
2006	Williams, Brandon	22	147	6.7	25	0	28/15
2007	Lewis, Michael	44	336	7.6	51	0	18/9
2008	Rossum, Allen	15	223	14.9	45	0	DNQ
2009	Battle, Arnaz	21	61	2.9	18	0	28/13
2010	Ginn Jr., Ted	24	321	13.4	78t	1	3/2
2011	Ginn Jr., Ted	38	466	12.3	55t	1	4/3
2012	Ginn Jr., Ted	32	326	10.2	38	0	11/3
2013	James, LaMichael	23	251	10.9	40	0	10t/6t
2014	Ellington, Bruce	23	188	8.2	23	0	13/7
2015	Ellington, Bruce	19	137	7.2	36	0	N/A

\* Insufficient returns to qualify for NFL rankings



## 49ERS YEARLY STATISTICAL LEADERS

### INTERCEPTIONS

Year	Player	No	Yds	Avg	Lg	TD	Rank
1946	Casanega, Ken	8	146	18.3	68	0	—
1947	Eshmont, Len	6	72	12.0	—	0	—
1948	Carr, Eddie	7	144	20.6	56	1	—
1949	Cason, Jim	9	152	19.9	—	0	—
1950	Powers, Jim	5	42	8.4	26	0	18t
1951	Wagner, Lowell	9	115	12.8	40	0	3t
1952	Wagner, Lowell	6	69	11.5	30	0	10t
1953	Berry, Rex	7	142	20.3	29	1	8t
1954	Berry, Rex	3	69	23.0	34t	1	29t
	Brown, Hardy	3	42	14.0	41t	1	29t
	Williams, Johnny	3	28	9.3	15	0	29t
	Arenas, Joe	3	26	8.7	26	0	29t
1955	Moegle, Dick	6	50	8.3	37	0	7t
1956	Moegle, Dick	6	75	12.5	31t	1	9t
1957	Moegle, Dick	8	107	13.4	40	0	6
1958	Ridlon, Jim	4	10	2.5	3	0	14t
1959	Baker, Dave	5	75	15.0	29	0	6t
1960	Baker, Dave	10	96	9.6	28	0	2t
1961	Baker, Dave	6	123	20.5	10	0	17t
1962	Woodson, Abe	2	31	15.5	31	0	92t
	Hazeltine, Matt	2	24	12.0	12	0	92t
	Pine, Ed	2	16	8.0	13	0	92t
	Mertens, Jerry	2	0	0	0	0	92t
1963	Alexander, Kermit	5	72	17.4	38	0	25t
1964	Alexander, Kermit	5	65	13.0	24	0	22t
1965	Johnson, Jimmy	6	47	7.8	26	0	8t
1966	Alexander, Kermit	4	73	18.3	55	0	32t
	Johnson, Jimmy	4	57	14.3	35t	1	32t
1967	Alexander, Kermit	5	72	14.4	48	0	21t
1968	Alexander, Kermit	9	155	17.2	66t	1	3
1969	Alexander, Kermit	5	39	7.8	22	0	15t
	Johnson, Jimmy	5	18	3.6	18	0	15t
1970	Taylor, Bruce	3	70	23.3	70	0	46t/23t
	Phillips, Mel	3	49	16.3	35t	1	46t/23t
	Nunley, Frank	3	42	14.0	24	0	46t/23t
	Taylor, Roosevelt	3	27	9.0	19	0	46t/23t
1971	Taylor, Bruce	3	68	22.7	49	0	58t/29t
	Johnson, Jimmy	3	16	5.3	10	0	58t/29t
	Taylor, Roosevelt	3	13	4.3	13	0	58t/29t
1972	Johnson, Jimmy	4	18	4.5	15	0	20t/7t
1973	Taylor, Bruce	6	30	5.0	22	0	4t/2t
1974	McGill, Ralph	5	71	14.2	45	0	13t/6t
1975	Taylor, Bruce	3	29	9.7	15	0	54t/26t
1976	Rhodes, Bruce	3	42	14.0	30	0	43t/24t
1977	Washington, Dave	2	68	34.0	50	0	91t/37t
	Phillips, Mel	2	23	11.5	23	0	91t/37t
1978	Crist, Chuck	6	59	26.5	32	0	10t/9t
1979	Hicks, Dwight	5	57	11.4	29	0	17t/8t
1980	Hicks, Dwight	4	73	18.3	44	0	39t/17t
	Churchman, Ricky	4	7	1.8	7	0	39t/17t

Year	Player	No	Yds	Avg	Lg	TD	Rank
1981	Hicks, Dwight	9	239	26.6	72	1	3t/2t
1982	Hicks, Dwight	3	5	1.7	3	0	21t/8t
1983	Wright, Eric	7	164	23.4	60t	2	6t/4t
1984	Turner, Keena	4	51	12.8	21	0	33t/17t
	Lott, Ronnie	4	26	6.5	15	0	33t/17t
1985	Lott, Ronnie	6	68	11.3	25	0	10t/3t
1986	Lott, Ronnie	10	134	13.4	57t	1	1/1
1987	Lott, Ronnie	5	62	12.4	34	0	7t/4t
	Griffin, Don	5	1	0.2	1	0	7t/4t
1988	McKyer, Tim	7	11	1.6	7	0	6t/5
1989	Lott, Ronnie	5	34	6.8	28	0	17t/9t
1990	Waymer, Dave	7	64	9.1	24	0	3t/2t
1991	Waymer, Dave	4	77	19.3	42	0	23t/13t
1992	Griffin, Don	5	4	0.8	2	0	15t/5t
1993	McGruder, Michael	5	89	17.8	37	1	14t/6t
1994	Hanks, Merton	7	93	13.3	38	0	4t/4t
1995	Drakeford, Tyrone	5	54	10.8	37	0	15t/10t
	Hanks, Merton	5	31	6.2	23	0	15t/10t
1996	Pope, Marquez	6	98	16.3	55t	1	4t/2t
1997	Hanks, Merton	6	103	17.2	55t	1	5t/3t
1998	Walker, Darnell	4	78	19.5	36	0	24t/11t
	Hanks, Merton	4	37	9.3	37	0	24t/11t
	Bronson, Zack	4	34	8.5	28	0	24t/11t
	McDonald, Tim	4	22	5.5	18	0	24t/11t
1999	Schulters, Lance	6	127	21.2	64t	1	6t/3t
2000	Bronson, Zack	3	75	25.0	43	0	46t/21t
	Montgomery, Monty	3	68	22.7	46t	1	46t/21t
2001	Bronson, Zack	7	165	23.6	97t	2	7t/4t
	Plummer, Ahmed	7	45	6.4	24	0	7t/4t
2002	Parrish, Tony	7	204	29.1	60	0	3t/2t
2003	Parrish, Tony	9	202	22.4	49	0	1t/1t
2004	Parrish, Tony	4	64	16.0	26	0	21t/10t
2005	Spencer, Shawntae	4	85	21.3	61t	1	19t/9t
	Adams, Mike	4	36	9.0	40t	1	19t/9t
2006	Harris, Walt	8	84	10.5	42	1	3t/1t
2007	Clements, Nate	4	74	18.5	62	0	23t/11t
	Harris, Walt	4	42	10.5	23	0	23t/11t
2008	Harris, Walt	3	25	8.3	24	0	30t/13t
	Spikes, Takeo	3	14	4.7	13	0	30t/13t
2009	Goldson, Dashon	4	39	9.8	34	0	23t/14t
2010	Clements, Nate	3	46	15.3	39	0	31t/21t
	Spikes, Takeo	3	9	3.0	6	0	31t/21t
	Spencer, Shawntae	3	0	0.0	0	0	31t/21t
2011	Goldson, Dashon	6	53	8.8	21	0	4t/2t
	Rogers, Carlos	6	106	17.7	31t	1	4t/2t
2012	Goldson, Dashon	3	21	7.0	20	0	29t/17t
<b>2013</b>	<b>Brock, Tramaine</b>	<b>5</b>	<b>82</b>	<b>16.4</b>	<b>41</b>	<b>1</b>	<b>5t/5t</b>
2014	Cox, Perrish	5	12	2.4	10	0	3t/2t
<b>2015</b>	<b>Brock, Tramaine</b>	<b>3</b>	<b>26</b>	<b>8.7</b>	<b>26</b>	<b>0</b>	<b>N/A</b>
	<b>Acker, Kenneth</b>	<b>3</b>	<b>45</b>	<b>15.0</b>	<b>45</b>	<b>0</b>	<b>N/A</b>

## 49ERS YEARLY STATISTICAL LEADERS

### ALL-PURPOSE YARDS (SINCE 1950)

Year	Player	Rush		Rec		Off	Punt Ret		Kick Ret		Ret	Def	Tot
		No	Yds	No	Yds	Yds	No	Yds	No	Yds	Yds	Yds	Yds
1950	Perry, Joe	124	647	13	69	716	0	0	12	223	0	0	939
1951	Perry, Joe	136	677	18	167	844	0	0	1	32	0	0	876
1952	McElhenny, Hugh	98	684	26	367	1,051	20	284	20	284	680	0	1,731
1953	McElhenny, Hugh	112	503	30	474	977	15	104	15	368	472	0	1,449
1954	Perry, Joe	173	1,049	26	203	1,252	0	0	0	0	0	0	1,252
1955	Wilson, Billy	0	0	53	831	831	0	0	0	0	0	0	831
1956	McElhenny, Hugh	185	916	16	193	1,109	15	38	13	300	338	0	1,447
1957	McElhenny, Hugh	102	478	37	458	936	0	0	0	0	0	0	936
1958	Perry, Joe	125	758	23	218	976	0	0	0	0	0	0	976
1959	Smith, J.D.	207	1,036	13	133	1,169	0	0	0	0	0	0	1,169
1960	Smith, J.D.	174	780	36	181	961	0	0	0	0	0	0	961
1961	Smith, J.D.	167	823	28	343	1,166	0	0	0	0	0	0	1,166
1962	Woodson, Abe	0	0	0	0	0	19	179	37	1,157	1,336	0	1,336
1963	Woodson, Abe	0	0	0	0	0	13	95	29	935	1,030	0	1,030
1964	Woodson, Abe	0	0	0	0	0	22	133	32	880	1,013	0	1,013
1965	Parks, Dave	0	0	80	1,344	1,344	0	0	0	0	0	0	1,344
1966	Alexander, Kermit	0	0	0	0	0	30	198	37	984	1,182	0	1,182
1967	Cunningham, Doug	0	0	0	0	0	27	249	31	826	1,075	0	1,075
1968	Willard, Ken	227	967	36	232	1,199	0	0	0	0	0	0	1,199
1969	Cunningham, Doug	147	541	51	484	1,025	0	0	0	0	0	0	1,025
1970	Washington, Gene	0	0	53	1,100	1,100	0	0	0	0	0	0	1,100
1971	Washington, Vic	191	811	36	317	1,128	0	0	33	858	858	0	1,986
1972	Washington, Vic	141	468	43	393	861	0	0	27	771	771	0	1,632
1973	McGill, Ralph	0	0	0	0	0	22	186	17	374	560	0	560
1974	Jackson, Wilbur	174	705	23	190	895	0	0	0	0	0	0	895
1975	Williams, Delvin	117	631	34	370	1,001	0	0	0	0	0	0	1,001
1976	Williams, Delvin	248	1,203	27	283	1,486	0	0	0	0	0	0	1,486
1977	Williams, Delvin	268	931	20	179	1,110	0	0	0	0	0	0	1,110
1978	Williams, Dave	0	0	0	0	0	0	0	34	745	745	0	745
1979	Hofer, Paul	123	615	58	662	1,277	0	0	0	0	0	0	1,277
1980	Cooper, Earl	171	720	83	567	1,287	0	0	0	0	0	0	1,287
1981	Clark, Dwight	3	32	85	1,105	1,137	0	0	0	0	0	0	1,137
1982	Clark, Dwight	0	0	60	913	913	0	0	0	0	0	0	913
1983	Craig, Roger	176	725	48	427	1,152	0	0	0	0	0	0	1,152
1984	Tyler, Wendell	246	1,262	28	230	1,492	0	0	0	0	0	0	1,492
1985	Craig, Roger	214	1,050	92	1,016	2,066	0	0	0	0	0	0	2,066
1986	Rice, Jerry	10	72	86	1,570	1,642	0	0	0	0	0	0	1,642
1987	Craig, Roger	215	815	66	492	1,307	0	0	0	0	0	0	1,307
1988	Craig, Roger	310	1,502	76	534	2,036	0	0	0	0	0	0	2,036
1989	Taylor, John	1	6	60	1,077	1,083	36	417	2	51	468	0	1,551
1990	Rice, Jerry	2	0	100	1,502	1,502	0	0	0	0	0	0	1,502
1991	Rice, Jerry	1	2	80	1,206	1,208	0	0	0	0	0	0	1,208
1992	Watters, Ricky	206	1,013	43	405	1,418	0	0	0	0	0	0	1,418
1993	Rice, Jerry	3	69	98	1,503	1,572	0	0	0	0	0	0	1,572
1994	Watters, Ricky	239	877	66	719	1,596	0	0	0	0	0	0	1,596
1995	Rice, Jerry	5	36	122	1,848	1,884	0	0	0	0	0	0	1,884
1996	Rice, Jerry	11	77	108	1,254	1,331	0	0	0	0	0	0	1,331
1997	Hearst, Garrison	234	1,019	21	194	1,213	0	0	0	0	0	0	1,213
1998	Hearst, Garrison	310	1,570	39	535	2,105	0	0	0	0	0	0	2,105
1999	Garner, Charlie	241	1,229	56	535	1,764	0	0	0	0	0	0	1,764
2000	Garner, Charlie	258	1,142	68	647	1,789	0	0	0	0	0	0	1,789
2001	Hearst, Garrison	252	1,206	41	347	1,553	0	0	0	0	0	0	1,553
2002	Owens, Terrell	7	79	100	1,300	1,379	0	0	0	0	0	0	1,379
2003	Barlow, Kevan	201	1,024	35	307	1,331	0	0	0	0	0	0	1,331
2004	Barlow, Kevan	244	822	35	212	1,034	0	0	0	0	0	0	1,034
2005	Hicks, Maurice	59	308	3	12	320	0	0	34	689	689	0	1,009
2006	Gore, Frank	312	1,695	61	485	2,180	0	0	0	0	0	0	2,180
2007	Gore, Frank	260	1,102	53	436	1,538	0	0	0	0	0	0	1,538
2008	Rossum, Allen	1	1	1	4	5	15	223	47	1,259	1,482	0	1,487
2009	Gore, Frank	229	1,120	52	406	1,526	0	0	0	0	0	0	1,526
2010	Ginn Jr., Ted	2	11	12	163	174	24	321	47	992	1,313	0	1,487
2011	Gore, Frank	282	1,211	17	114	1,325	0	0	0	0	0	0	1,325
2012	Gore, Frank	258	1,214	28	234	1,448	0	0	0	0	0	0	1,448
2013	Gore, Frank	292	1,128	16	141	1,269	0	0	0	0	0	0	1,269
2014	Gore, Frank	255	1,106	11	111	1,217	0	0	0	0	0	0	1,217
2015	<b>Boldin, Anquan</b>	<b>0</b>	<b>0</b>	<b>64</b>	<b>718</b>	<b>718</b>	<b>0</b>	<b>0</b>	<b>0</b>	<b>0</b>	<b>0</b>	<b>0</b>	<b>718</b>

# BEST PERFORMANCES VS. 49ERS

## SCORING

### Points

36 Gale Sayers, at Chi. (12/12/65)

### Touchdowns

6 Gale Sayers, at Chi. (12/12/65)

### PATs

8 Rafael Septien, at Dal. (10/12/80)

8 Paige Cothren, vs. LA Rams (10/5/58)

### PAT Attempts

8 Rafael Septien, at Dal. (10/12/80)

8 Paige Cothren, vs. LA Rams (10/5/58)

### Field Goals

6 Neil Rackers, at Arz. in Mexico City (10/2/05)

5 Morten Andersen, at Atl. (9/3/00)

5 Chris Jacke, at GB (10/14/96)

5 Morten Andersen, at NO (10/25/87)

5 Lou Michaels, at Bal. (9/25/66)

### Field Goal Attempts

7 Morten Andersen, at NO (10/25/87)

### Long Field Goal

59 Graham Gano, at Car. (11/6/11)

59 Morten Andersen, at Atl. (12/24/95)

56 Al Del Greco, at Hou. (10/27/96)

55 John Kasay, at Car. (10/24/10)

54 Josh Brown, at StL (1/3/10)

54 Jan Stenerud, vs. KC (12/6/71)

## RUSHING

### Attempts

35 Clinton Portis, vs. Was. (12/18/04)

Marcel Shipp, at Arz. (10/26/03)

32 Calvin Hill, at Dal. (11/10/74)

Steven Jackson, at StL Rams (12/21/08)

### Yards

192 Erric Pegram, vs. Atl. (9/19/93), 27 att.

181 Willie Galimore, vs. Chi. (9/16/62), 22 att.

175 Barry Sanders, vs. Det. (12/23/96), 28 att.

174 Rudi Johnson, at Cin. (12/14/03), 21 att.

174 Leroy Kelly, vs. Cle. (11/3/68), 27 att.

### Touchdowns

4 LaDainian Tomlinson, vs. SD (10/15/06)

Gale Sayers, at Chi. (12/12/65)

Rick Casares, vs. Chi. (10/28/56)

### Long

84t Chester Taylor, vs. Min. (12/9/07)

## PASSING

### Attempts

65 Tom Brady, at NE (12/16/12)

61 Brett Favre, at GB (10/14/96)

60 Richard Todd, at NYJ (9/21/80)

58 Glenn Foley, vs. NYJ (9/6/98)

58 Jay Schroeder, at Was. (12/1/85)

### Completions

42 Richard Todd, at NYJ (9/21/80)

41 Eli Manning, at NYG (10/11/15)

37 Matt Ryan, vs. Atl. (12/23/13)

36 Tom Brady, at NE (12/16/12)

35 Dieter Brock, at LA Rams (10/27/85)

### Yards

484 Kurt Warner, at Arz. (11/25/07)

471 Brad Johnson, vs. Was. (12/26/99)

460 Don Meredith, vs. Dal. (11/10/63)

447 Richard Todd, at NYJ (9/21/80)

444 Dan Fouts vs. SD (12/11/82)

### Touchdowns

5 Donovan McNabb, at Phi. (9/18/05)

5 Kurt Warner, at StL (10/10/99)

5 Vince Ferragamo, at LA Rams (10/23/83)

5 Dan Fouts, vs. SD (12/11/82)

### Interceptions

7 Steve DeBerg, at TB (9/7/86)

6 Steve Grogan, vs. NE (11/30/80)

### Long

96t Tobin Rote to Billy Grimes, vs. GB (12/10/50)

### Times Sacked

10 Phil Simms, vs. NYG (11/23/80)

10 James Harris, at LA Rams (10/11/76)

10 Bill Munson, vs. LA Rams (12/6/64)

## RECEIVING

### Receptions

17 Clark Gaines, at NYJ (9/21/80)

14 Roy Helu Jr. at Was. (11/6/11)

12 Roddy White, vs. Atl. (12/23/13)

12 Reggie Wayne, at Ind. (11/1/09)

12 Tim Hightower, at Ari. (9/13/09)

12 Cris Carter, vs. Min. (12/18/95)

12 Michael Irvin, at Dal. (10/17/93)

### Yards

220 Don Beebe, at GB (10/14/96)

214 Harlon Hill, vs. Chi. (10/31/54)

213 Terrell Owens, at Dal. (11/23/08)

210 Roddy White, vs. Atl. (10/11/09)

202 Paul Flatley, vs. Min. (10/24/65)

### Touchdowns

4 Isaac Bruce, at StL (10/10/99)

4 Ahmad Rashad, at Min. (9/2/79)

4 Harlon Hill, vs. Chi. (10/31/54)

### Long

96t Billy Grimes, vs. GB (12/10/50)

## INTERCEPTIONS

### Interceptions

3 Bill Simpson, vs. LA Rams (11/20/77)

3 Gene Howard, at LA Rams (11/21/71)

3 Roy Winston, vs. Min. (10/25/64)

3 Jerry Richardson, at LAN (10/18/64)

3 Donald Doll, at Det. (10/8/50)

### Yards

107 Aaron Martin, at LA Rams (10/18/64)

101 Tom Pridemore, at Atl. (9/20/81)

### Long

101t Tom Pridemore, at Atl. (9/20/81)

## SACKS

### Sacks

4.5 Kevin Greene, vs. LA Rams (12/18/88)

3.0 13 Players

## PUNTING

### Punts

12 Wilbur Summers, vs. Det. (10/23/77)

12 Rusty Jackson, vs. LA Rams (11/21/76)

### Average

58.5 Reggie Roby, at Mia. (9/28/86) (min. 4 pts)

### Long

90 Don Chandler, at GB (10/10/65)

## PUNT RETURNS

### Returns

8 Rolland Lawrence, vs. Atl. (10/9/77)

7 Nate Burleson, at Sea. (12/6/09)

7 Alvin Pearman, at Jac. (12/18/05)

7 J.T. Smith, at Phx. (11/6/88)

7 Robbie Martin, vs. Ind. (10/5/86)

7 LeRoy Irvin, vs. LA Rams (10/25/81)

7 Roland Lawrence, vs. Atl. (10/23/76)

### Yards

184 Tom Watkins, at Det. (10/6/63)

### Long

90t Tom Watkins, at Det. (10/6/63)

## KICKOFF RETURNS

### Returns

9 Ahmad Merritt, vs. Chi. (9/7/03)

9 Eric Metcalf, vs. Atl. (9/29/96)

### Yards

222 Leon Washington, vs. Sea. (12/12/10)

208 Ron Smith, at Chi. (11/19/72)

### Long

101 Percy Harvin, at Min. (9/27/09)

101 Mel Gray, vs. NO (9/21/86)

# 49ERS SINGLE-SEASON TEAM RECORDS

## SCORING

### Most Points Scored

505 (1994, 16 games)  
479 (1998, 16 games)  
475 (1984, 16 games)

### Highest Average

31.6 (1994, 16 games)  
31.0 (1953, 12 games)  
30.6 (1987, 15 games)

### Fewest Points Scored

198 (1963, 14 games)  
208 (1960, 12 games)  
209 (1982, 9 games)  
213 (1950, 12 games)

### Lowest Average

13.7 (2007, 16 games)  
13.7 (1978, 16 games)  
14.1 (1963, 14 games)

## TOUCHDOWNS

### Most Scored

66 (1994, 16 games)  
61 (1998, 16 games)  
(1993, 16 games)  
59 (1987, 16 games)

### Fewest Scored

21 (1960, 12 games)  
23 (2005, 16 games)

### Most Allowed

54 (2004, 16 games)  
54 (1979, 16 games)  
53 (1999, 16 games)

### Fewest Allowed

23 (2011, 16 games)  
23 (1971, 14 games)  
24 (1984, 16 games)  
24 (1982, 9 games)  
24 (1951, 12 games)

### Most by Rushing

24 (1979, 16 games)  
(1955, 12 games)  
23 (1956, 12 games)

### Most by Passing

36 (1999, 16 games)  
29 (1980, 16 games)  
28 (2005, 16 games)

## KICKING

### Most Field Goals Made

44 (2011, 16 games)  
**32 (2013, 16 games)**  
30 (1996, 16 games)  
29 (2012, 16 games)  
(2008, 16 games)  
(2006, 16 games)  
(1997, 16 games)  
(1989, 16 games)

### Most PATs Made

60 (1994, 16 games)  
59 (1993, 16 games)  
56 (1984, 16 games)

## RUSHING

### Most Attempts

585 (1978, 16 games)  
576 (1976, 14 games)  
564 (1977, 14 games)

### Most Yards Gained

2,544 (1998, 16 games)  
2,523 (1988, 16 games)  
2,498 (1954, 12 games)

### Highest Average

5.7 (1954, 12 games)  
5.2 (1998, 16 games)  
5.1 (2012, 16 games)

### Most Touchdowns

28 (1954, 12 games)  
27 (1961, 14 games)  
26 (1993, 16 games)  
26 (1953, 12 games)

## PASSING

### Most Attempts

644 (1995, 16 games)  
602 (1979, 16 games)  
597 (1980, 16 games)  
583 (2000, 16 games)  
583 (1990, 16 games)

### Most Completions

432 (1995, 16 games)  
366 (2000, 16 games)  
363 (1980, 16 games)  
361 (1979, 16 games)  
360 (1990, 16 games)

### Highest Completion Pct.

70.3 (1994, 16 games)  
70.2 (1989, 16 games)  
67.6 (1993, 16 games)  
67.1 (1995, 16 games)  
66.5 (1992, 16 games)

### Most Yds Gained (Gross)

4,779 (1995, 16 games)  
4,584 (1989, 16 games)  
4,510 (1998, 16 games)  
4,480 (1993, 16 games)  
4,400 (2000, 16 games)

### Most Touchdowns

44 (1987, 16 games)  
41 (1998, 16 games)  
37 (1994, 16 games)  
35 (1965, 14 games)  
35 (1989, 16 games)

### Highest Avg. Gain Per Att.

9.49 (1989, 16 games)  
8.84 (1961, 14 games)  
8.55 (1993, 16 games)

## TOTAL NET YARDS

### Most Yards Gained

6,800 (1998, 16 games)  
6,435 (1993, 16 games)  
6,366 (1984, 16 games)  
6,268 (1989, 16 games)  
6,195 (1992, 16 games)

## FIRST DOWNS

### Most First Downs

381 (1998, 16 games)  
372 (1993, 16 games)  
362 (1994, 16 games)  
357 (1987, 15 games)  
356 (1984, 16 games)

### Most by Rushing

141 (2002, 16 games)  
141 (1988, 16 games)  
138 (1984, 16 games)

### Most by Passing

231 (1995, 16 games)  
223 (1998, 16 games)  
213 (1986, 16 games)

### Most by Penalty

34 (2014, 16 games)  
34 (1978, 16 games)  
31 (2011, 16 games)  
30 (1994, 16 games)

## FUMBLES

### Most Opp. Fumbles Recovered

27 (1978, 16 games)  
22 (1959, 12 games)  
21 (1981, 16 games)  
21 (1950, 12 games)

## INTERCEPTIONS

### Most Thrown

36 (1978, 16 games)  
29 (1958, 12 games)  
28 (1974, 14 games)  
28 (1955, 12 games)

### Most Intercepted

39 (1986, 16 games)  
33 (1951, 12 games)  
27 (1981, 16 games)

## PENALTIES

### Most Penalties

134 (2000, 16 games)  
133 (1998, 16 games)  
120 (1999, 16 games)

### Most Yards Penalized

1,156 (1998, 16 games)  
1,135 (2000, 16 games)  
1,045 (1999, 16 games)

## QUARTERBACK SACKS

### Most Sacks Recorded

61 (1976, 14 games)  
60 (1985, 16 games)  
57 (1983, 16 games)  
54 (1997, 16 games)

### Most Sacks Allowed

55 (2008, 16 games)  
55 (2007, 16 games)  
53 (1998, 16 games)

### Fewest Sacks Allowed

20 (1982, 9 games)  
22 (2002, 16 games)  
24 (1991, 16 games)

### Best Season, Win Percentage

.938 – 1984

### Best Season, Win Total

Won 15, Lost 1 – 1984

### Worst Season, Win Percentage

.125 – 1978, 1979, 2004

### Longest Winning Streak

15 – 11/27/89 to 11/18/90

### Longest Winning Streak at Home

19 – 12/23/96 to 10/3/99

### Longest Losing Streak at Home

7 – 10/28/62 to 9/22/63

### Longest Winning Streak on Road

18 – 11/27/88 to 12/30/90

### Longest Losing Streak on Road

18 – 12/4/77 to 12/16/79

### Longest Losing Streak

9 – 10/8/78 to 12/3/78

### Most Consecutive Wins to Start Season

10 – 1990

### Most Consecutive Wins to End Season

9 – 1984

### Most Consecutive Losses to Start Season

7 – 1979

### Most Consecutive Losses to End Season

5 – 1963

### Total Shutouts by 49ers

29 – Last at NYJ (9/30/12)

### Most Shutouts in a Season

3 – 2001

### Most Consecutive Games Scored Points

420 – 10/16/77 to 9/19/04

### Largest Comeback Victory

38–35 (OT) victory vs. New Orleans at Candlestick Park, December 7, 1980 (came back from 35–7 deficit in 2nd qtr.)



# 49ERS SINGLE-GAME TEAM RECORDS

## SCORING

### Most Points Scored

56 vs. Atl. (10/18/92)  
55 at Det. (12/19/93)  
52 vs. Chi. (12/23/91)  
52 vs. Chi. (12/19/65)  
51 vs. Min. (12/8/84)

### Most Points Allowed

61 at Chi. (12/12/65)  
59 at Dal. (10/12/80)  
56 vs. LAN (11/9/58)

### Most Points by Both Teams

83 49ers 41, Vikings 42 (at SF), 10/24/65  
81 49ers 20, Bears 61 (at Chi.), 12/12/65  
81 49ers 38, Saints 43 (at NO), 11/23/69

### Most Points Scored in 1st Quarter

27 vs. GB (12/7/58)  
21 (Several times) Last: vs. Min. (12/18/95)

### Most Points Allowed in 1st Quarter

24 at Chi. (10/29/06)

### Most Points Scored in 2nd Quarter

28 at Min. (9/8/83)  
28 vs. LA Rams (10/28/51)  
24 (Several times) Last: vs. Atl. (12/4/94)

### Most Points Allowed in 2nd Quarter

28 at Min. (9/29/63)  
27 at NYG (10/14/79)

### Most Points Scored in 1st Half

42 vs. Atl. (10/18/92)  
41 at Min. (9/8/83)  
38 vs. LA Rams (10/28/51)

### Most Points Allowed in 1st Half

41 at Chi. (10/29/06)  
38 at Dal. (10/12/80)

### Most Points Scored in 3rd Quarter

21 vs. Arz. (1/2/11)  
21 at NO (9/4/88)  
21 at StL (9/18/83)  
21 vs. Hou. (12/13/81)  
21 vs. NO (10/21/73)

### Most Points Allowed in 3rd Quarter

24 vs. StL (10/6/74)  
21 (Several times) Last: at Ten. (11/27/05)

### Most Points Scored in 4th Quarter

28 vs. Chi. (12/22/91)  
28 at Phi. (9/24/89)  
28 at LA Rams (10/23/83)

### Most Points Allowed in 4th Quarter

28 at StL (12/30/02)  
24 at NE (12/16/12)  
23 vs. Phi. (10/12/08)

### Most Points Scored in 2nd Half

35 vs. Atl. (9/15/85)  
31 at LA Rams (10/23/83)  
30 vs. NO (10/21/73)

### Most Points Allowed in 2nd Half

36 at NO (11/23/69)  
35 at Jac. (9/12/99)

### Most Decisive Victory

49 49ers 49 at Lions 0, 10/1/61

### Most Decisive Loss

45 Cowboys 59 vs. 49ers 14, 10/12/80

## TOUCHDOWNS

### Most Scored

8 vs. Atl. (10/18/92)  
7 vs. Arz. (12/7/03)  
7 at Det. (12/19/93)  
7 vs. Chi. (12/23/91)  
7 vs. LA Rams (12/27/87)  
7 at Atl. (10/29/72)  
7 vs. Chi. (9/19/65)  
7 at Det. (10/1/61)  
7 vs. GB (12/7/58)  
7 vs. Dal. Texans (10/26/52)

### Most Allowed

9 at Chi. (12/12/65)  
8 at Dal. (10/12/80)  
8 at LA Rams (11/9/58)

### Most Scored by Rushing

6 at Det. (10/1/61)

### Most Allowed by Rushing

5 at Chi. (12/12/65)  
5 vs. Chi. (10/28/56)  
5 vs. Cle. (10/2/55)

### Most Scored by Passing

6 at Atl. (10/14/90)

### Most Allowed by Passing

5 (6 times) Last: at Phi. (9/18/05)

## KICKING

### Most Field Goals Made

6 vs. Atl. (9/29/96)  
6 at NO (10/16/83)

### Most Field Goals Allowed

6 vs. Arz. (10/2/05), Mex. City

## NET YARDS

### Most Yards Gained

621 vs. Buf. (10/7/12) (311 rush, 310 pass)  
598 vs. Buf. (9/13/92) (159 rush, 439 pass)  
597 vs. Bal. (12/13/53) (252 rush, 345 pass)  
590 vs. Atl. (10/18/92) (191 rush, 399 pass)

### Most Yards Allowed

584 at Chi. (12/12/65) (183 rush, 401 pass)  
583 at Phi. (9/18/05) (140 rush, 443 pass)  
577 vs. LA Rams (11/9/58) (324 rush, 253 pass)

### Fewest Yards Gained

61 at Det. (10/6/63) (71 rush, -10 pass)  
81 vs. GB (12/10/60) (71 rush, 10 pass)  
88 vs. LA Rams (11/21/76) (70 rush, 18 pass)

### Fewest Yards Allowed

44 vs. Atl. (10/23/76) (83 rush, -39 pass)  
65 at Det. (10/12/52) (40 rush, 25 pass)  
82 vs. NO (10/21/73) (97 rush, -15 pass)

## FIRST DOWNS

### Most First Downs

36 vs. Ind. (10/18/98)  
33 vs. Hou. (11/8/87)  
32 vs. LA Rams (11/20/94)

### Most First Downs Allowed

32 at NE (12/16/12)  
32 at StL (9/17/00)

### Fewest First Downs

3 vs. Bal. (11/22/59)  
5 at Bal. (10/13/63)

### Fewest First Downs Allowed

2 vs. NO (10/21/73)  
4 at Det. (10/12/52)

### Most by Rushing

21 vs. Det. (12/14/98)  
20 at Min. (10/15/61)

### Fewest by Rushing

0 at Min. (12/14/69)  
0 at Bal. (10/13/63)

### Most Allowed by Rushing

19 at GB (10/11/59)

### Fewest Allowed by Rushing

0 (8 times) Last: at StL (9/26/13)

### Most by Passing

24 at Cin. (12/5/99)  
24 at Atl. (10/14/90)

### Most Allowed by Passing

25 at NYJ (9/21/80)  
23 vs. Dal. (11/10/63)

### Fewest by Passing

1 (6 times) Last: vs. TB (10/30/05)

### Fewest Allowed by Passing

0 vs. NO (10/21/73)  
0 vs. LA Rams (10/10/71)

### Most by Penalty

8 at NO (10/11/98)

### Most Allowed by Penalty

8 vs. Oak. (10/8/00)

## RUSHING

### Most Attempts

59 at Min. (12/4/77)  
56 vs. Det. (10/25/63)  
56 at GB (Milw.) (10/10/54)  
56 vs. Bal. (10/29/50)

### Most Attempts Allowed

62 at Chi. (11/19/50)  
59 at Dal. (10/12/80)

### Fewest Attempts

10 at GB (11/22/09)

### Most Yards Gained

355 vs. SD (12/20/14)  
328 vs. Det. (12/14/98)  
324 at Min. (10/15/61)

### Most Yards Allowed

324 at LA Rams (11/9/58)

### Fewest Yards Gained

5 vs. Hou. (12/7/75)  
12 at Min. (12/14/69)

### Fewest Yards Allowed

7 at Arz. (10/29/12)  
7 at NO (10/1/72)



# 49ERS SINGLE-GAME TEAM RECORDS

## PASSING

### Most Attempts

63 vs. Phi. (11/25/02)  
60 at Was. (12/17/86)  
57 vs. Arz. (10/10/04)  
57 at Atl. (10/6/85)

### Most Attempts Allowed

65 at NE (12/16/12)  
61 at GB (10/14/96)  
60 at NYJ (9/21/80)  
58 vs. NYJ (9/6/98)  
58 at Mia. (9/28/86)  
58 at Was. (12/1/85)

### Fewest Attempts

8 vs. NO (11/27/77)  
8 vs. Min. (11/29/76)  
12 at Atl. (11/6/77)  
12 at GB (9/12/76)  
12 vs. LAN (10/28/51)

### Fewest Attempts Allowed

4 vs. NO (10/15/78)  
6 at NYG (10/16/77)  
7 at NO (11/13/77)

### Most Completions

38 vs. Arz. (10/10/04)  
37 at Atl. (10/6/85)  
36 at Dal. (12/8/02)  
36 vs. Phi. (11/25/02)  
36 vs. Chi. (12/17/00)

### Most Completions Allowed

42 at NYJ (11/21/80)  
37 vs. Atl. (12/23/13)  
36 at NE (12/16/12)  
35 at Arz. (11/25/07)  
35 at LA Rams (10/27/85)  
35 at Mia. (9/28/86)

### Fewest Completions

1 at Chi. (11/13/05)  
3 vs. Min. (11/29/76)  
4 vs. Pit. (9/19/77)

### Fewest Completions Allowed

2 vs. NO (10/15/78)  
2 at NYG (10/16/77)  
2 vs. LA Rams (10/10/71)

### Most Yards Gained (gross)

488 at LA Rams (11/29/93)  
476 at Atl. (10/14/90)  
458 at LA Rams (12/11/89)

### Most Yards Allowed (gross)

486 at Arz. (11/25/07)  
471 vs. Was. (12/26/99)  
460 vs. Dal. (11/10/63)

### Fewest Yards Gained (gross)

28 at Chi. (11/13/05)  
32 vs. Min. (11/29/76)  
33 at LAN (11/4/51)  
34 vs. GB (12/10/60)

### Fewest Yards Allowed (gross)

13 vs. Chi. (9/16/62)  
13 vs. LA Rams (10/10/71)  
17 vs. NO (10/21/73)  
31 vs. NO (10/15/78)

## PENALTIES

### Most Penalties

22 at Buf. (10/4/98)  
16 at Atl. (1/3/00)  
15 at Det. (10/16/11)  
15 vs. Car. (12/8/96)  
15 at Was. (11/17/86)

### Most Penalties by Opponent

17 at Atl. (11/5/78)

### Fewest Penalties

0 (3 times) Last: at NO (1/6/02)

### Fewest Penalties by Opponent

0 (5 times) Last: at Bal. (10/26/69)

### Most Yards Penalized

178 at Buf. (10/4/98)  
177 at LA Rams (9/18/94)  
168 at StL (10/24/71)

### Most Yards Opponent Penalized

165 at Min. (10/13/66)  
136 at LA Rams (10/8/78)  
135 vs. StL (11/14/10)  
133 vs. Cin. (10/1/78)

### Fewest Yards Penalized

0 (3 times) Last: at NO (1/6/02)

### Fewest Yards Opponent Penalized

0 (5 times) Last: at Bal. (10/26/69)

## FUMBLES

### Most Committed

10 at Det. (12/17/78)

### Most Lost

6 at Min. (10/15/61)  
6 at Cle. (11/12/50)

### Most Committed by Opponent

8 vs. Min. (10/24/65)  
8 at NYG (12/1/57)

### Most Lost by Opponent

6 at NYG (12/1/57)

## INTERCEPTIONS

### Most Intercepted

7 at TB (9/7/86)  
6 vs. NO (9/14/97)  
6 vs. NE (11/30/80)  
6 at Chi. (10/17/54)  
6 vs. LA Rams (10/28/51)

### Most Thrown

7 at LA Rams (10/18/64)  
6 vs. Bal. (12/5/59)  
6 at Det. (11/4/73)

### Most Interception Yards

171 vs. StL (11/26/95)  
163 at GB (10/26/86)

### Most Interception Yards By Opponent

314 at LA Rams (10/18/64)  
147 vs. Was. (12/18/04)

## TURNOVERS

### Most Forced by Defense

9 at Oak. (12/20/70), 4 FRs, 5 INTs  
8 vs. NO (9/14/97), 2 FRs, 6 INTs  
8 vs. Cin. (10/1/78), 3 FRs, 5 INTs  
8 at Chi. (10/17/54), 2 FRs, 6 INTs

### Most Committed

10 at Dal. (10/12/80), 5 FRs, 5 INTs  
9 at Cle. (11/12/50), 6 FRs, 3 INTs

## PUNTS

### Most Punts

11 vs. LA Rams (11/21/76)  
11 at Chi. (10/17/54)

### Most Punts by Opponent

12 vs. Det. (10/23/77)  
12 vs. LA Rams (11/21/76)

### Fewest Punts

0 (7 times) Last at Det. (12/19/93)

### Fewest Punts by Opponent

0 (2 times) Last: at NO (10/20/02)

## PUNT RETURNS

### Most Punt Returns

9 vs. NO (10/17/76)  
9 at Atl. (10/29/72)  
8 (6 times) Last: vs. StL (11/21/82)

### Most Punt Returns by Opponent

9 at Det. (10/6/63)  
9 vs. Atl. (10/9/77)

### Most Punt Return Yards

146 vs. Phi. (9/27/59)  
141 vs. NO (10/17/76)  
137 vs. LAN (1/2/83)

### Most Punt Return Yards by Opponent

231 at Det. (10/6/63)  
166 vs. LA Rams (10/25/81)

## KICKOFF RETURNS

### Most Kickoff Returns

10 vs. SD (10/15/06)  
9 (6 times): Last vs. Phi. (10/12/08)

### Most Kickoff Returns by Opponent

10 vs. Atl. (9/29/96)  
9 (6 times) Last vs. Chi. (9/7/03)

### Most Kickoff Return Yards

256 at Det. (11/14/54)  
248 at Det. (9/23/62)

### Most Kickoff Return Yards by Opponent

260 at Dal. (11/11/65)  
233 vs. NO (9/21/86)

## SACKS

### Most Sacks Made

10 vs. NYG (11/23/80)  
10 at LA Rams (10/11/76)  
10 vs. LA Rams (12/6/64)

### Most Sacks Allowed

9 at Cle. (12/13/15)  
9 at Bal. (11/24/11)  
9 at GB (11/1/98)  
9 vs. LA Rams (12/18/88)

## ALL-TIME TEAM HIGHS AND LOWS

49ERS HIGHS			CATEGORY	49ERS LOWS		
56	vs. Atl.	10/18/92	POINTS	0	(13 times) last vs. TB	11/21/10
8	vs. Atl.	10/18/92	TOUCHDOWNS	0	last at StL	11/1/15
6	at Det.	10/1/61	RUSHING TOUCHDOWNS	0	last at Det.	12/27/15
6	at Atl.	10/14/90	PASSING TOUCHDOWNS	0	last at StL	11/1/15
6	last vs. Arz.	11/20/11	FIELD GOALS ATTEMPTED	0	last at Chi.	12/6/15
6	last vs. Atl.	9/29/96	FIELD GOALS MADE	0	last vs. Cin.	12/20/15
36	vs. Ind.	10/18/98	TOTAL FIRST DOWNS	3	vs. Bal.	11/22/59
21	vs. Det.	12/14/98	RUSHING FIRST DOWNS	0	last at Min.	12/14/69
24	(2 times) last at Cin.	12/5/99	PASSING FIRST DOWNS	1	(6 times) last vs. TB	10/30/05
621	vs. Buf.	10/7/12	TOTAL NET YARDS	61	at Det.	10/6/63
59	at Min.	12/4/77	RUSHING ATTEMPTS	10	at GB	11/22/09
355	vs. SD	12/20/14	NET RUSHING YARDS	5	vs. Hou.	12/7/75
475	at LA Rams	11/29/93	NET YARDS PASSING	10	at Det.	10/6/63
9	(4 times) last at Cle.	12/13/15	QB SACKS ALLOWED	0	last vs. Atl	11/8/15
488	at LA Rams	11/29/93	GROSS YARDS PASSING	28	at Chi.	11/13/05
63	vs. Phi.	11/25/02	PASS ATTEMPTS	8	(2 times) last vs. NO	11/27/77
38	vs. Arz.	10/10/04	PASS COMPLETIONS	1	at Chi.	11/13/05
7	at LA Rams	10/18/64	INTERCEPTIONS THROWN	0	last at Det.	12/27/15
9	at Oak.	12/20/70	TOTAL TAKEAWAYS	0	last at Det.	12/27/15
10	at Det.	12/17/78	FUMBLES BY	0	last at Chi.	12/6/15
6	at Min.	10/15/61	FUMBLES LOST	0	last at Cle.	12/13/15
11	(2 times) last vs. LAN	11/21/76	PUNTS	0	(7 times) last at Det.	12/19/93
61.0	at Cle.	9/13/93	PUNTING AVERAGE	0	(7 times) last at Det.	12/19/93
22	at Buf.	10/4/98	PENALTIES	0	(3 times) last at NO	1/6/02
178	at Buf.	10/4/98	YARDS PENALIZED	0	(3 times) last at NO	1/6/02
OPPONENT'S HIGHS			CATEGORY	OPPONENT'S LOWS		
61	at Chi.	12/12/65	POINTS	0	(29 times) last at NYJ	9/30/12
9	at Chi.	12/12/65	TOUCHDOWNS	0	(91 times) last at Was.	11/25/13
5	(3 times) last at Chi.	12/12/65	RUSHING TOUCHDOWNS	0	last vs. Atl	11/8/15
5	(6 times) last at Phi.	9/18/05	PASSING TOUCHDOWNS	0	last at Chi.	12/6/15
7	vs. NO	10/25/87	FIELD GOALS ATTEMPTED	0	last at Pit.	9/20/15
6	at Arz.	10/2/05	FIELD GOALS MADE	0	last at Pit.	9/20/15
32	at StL	9/17/00	TOTAL FIRST DOWNS	2	vs. NO	10/21/73
19	at GB	10/11/59	RUSHING FIRST DOWNS	0	(8 times) last at StL	9/26/13
25	at NYJ	9/21/80	PASSING FIRST DOWNS	0	(2 times) last vs. NO	10/21/73
584	at Chi.	12/12/65	TOTAL NET YARDS	44	vs. Atl.	10/23/76
62	vs. Chi.	9/24/50	RUSHING ATTEMPTS	8	vs. StL	11/2/03
324	at LA Rams	11/9/58	NET RUSHING YARDS	7	(2 times) last at Arz.	10/29/12
456	at Arz.	11/25/07	NET YARDS PASSING	-39	vs. Atl.	10/23/76
10	(3 times) last vs. NYG	11/23/80	QB SACKS ALLOWED	0	last at StL	11/1/15
486	at Arz.	11/25/07	GROSS YARDS PASSING	13	(2 times) last vs. LAN	10/10/71
65	at NE	12/16/12	PASS ATTEMPTS	4	vs. NO	10/15/78
42	vs. NYJ	9/21/80	PASS COMPLETIONS	2	(3x) vs. NO	10/15/78
7	at TB	9/7/86	INTERCEPTIONS THROWN	0	last at Det.	12/27/15
10	at Dal.	10/12/80	TOTAL TAKEAWAYS	0	last at Cle.	12/13/15
8	(2 times) last vs. Min.	10/24/65	FUMBLES BY	0	last at Det.	12/27/15
6	at NYG	12/1/57	FUMBLES LOST	0	last at Det.	12/27/15
12	(2 times) last vs. Det.	10/23/77	PUNTS	0	(2 times) last at NO	10/20/02
62.0	at GB	10/21/62	PUNTING AVERAGE	21.0	at Bal.	10/1/67
17	at Atl.	11/5/78	PENALTIES	0	(5 times) last at Bal.	10/26/69
165	at Min.	10/13/66	YARDS PENALIZED	0	(5 times) last at Bal.	10/26/69

## 49ERS POSTSEASON HISTORY

**Overall Playoff Record: 31–21**

**Home: 21–9**

**Away: 5–11**

**Neutral Site: 5–1**

**Super Bowl Championships: (5) 1981, 1984, 1988, 1989, 1994**

Date	Game	Winner	Loser	Score	Site	Head Coach
<b>1949 Season</b>						
Dec. 4, 1949	First Round	49ers	N.Y. Yanks	17–7	Kezar Stadium	Lawrence T. Shaw
Dec. 11, 1949	AAFC Championship	Cleveland	49ers	21–7	Cleveland Municipal Stadium	Lawrence T. Shaw
<b>1957 Season</b>						
Dec. 22, 1957	Playoff Game	Detroit	49ers	31–27	Kezar Stadium	Frankie Albert
<b>1970 Season</b>						
Dec. 27, 1970	NFC Divisional	49ers	Minnesota	17–14	Metropolitan Stadium	Dick Nolan
Jan. 3, 1971	NFC Championship	Dallas	49ers	17–10	Kezar Stadium	Dick Nolan
<b>1971 Season</b>						
Dec. 26, 1971	NFC Divisional	49ers	Washington	24–20	Candlestick Park	Dick Nolan
Jan. 2, 1972	NFC Championship	Dallas	49ers	14–3	Texas Stadium	Dick Nolan
<b>1972 Season</b>						
Dec. 23, 1972	NFC Divisional	Dallas	49ers	30–28	Candlestick Park	Dick Nolan
<b>1981 Season</b>						
Jan. 3, 1982	NFC Divisional	49ers	N.Y. Giants	38–24	Candlestick Park	Bill Walsh
Jan. 10, 1982	NFC Championship	49ers	Dallas	28–27	Candlestick Park	Bill Walsh
Jan. 24, 1982	Super Bowl XVI	49ers	Cincinnati	26–21	Pontiac Silverdome	Bill Walsh
<b>1983 Season</b>						
Dec. 31, 1983	NFC Divisional	49ers	Detroit	24–23	Candlestick Park	Bill Walsh
Jan. 8, 1984	NFC Championship	Washington	49ers	24–21	RFK Stadium	Bill Walsh
<b>1984 Season</b>						
Dec. 29, 1984	NFC Divisional	49ers	N.Y. Giants	21–10	Candlestick Park	Bill Walsh
Jan. 6, 1985	NFC Championship	49ers	Chicago	23–0	Candlestick Park	Bill Walsh
Jan. 20, 1985	Super Bowl XIX	49ers	Miami	38–16	Stanford Stadium	Bill Walsh
<b>1985 Season</b>						
Dec. 29, 1985	NFC Wild Card	N.Y. Giants	49ers	17–3	Giants Stadium	Bill Walsh
<b>1986 Season</b>						
Jan. 4, 1987	NFC Divisional	N.Y. Giants	49ers	49–3	Giants Stadium	Bill Walsh
<b>1987 Season</b>						
Jan. 9, 1988	NFC Divisional	Minnesota	49ers	36–24	Candlestick Park	Bill Walsh
<b>1988 Season</b>						
Jan. 1, 1989	NFC Divisional	49ers	Minnesota	34–9	Candlestick Park	Bill Walsh
Jan. 8, 1989	NFC Championship	49ers	Chicago	28–3	Soldier Field	Bill Walsh
Jan. 22, 1989	Super Bowl XXIII	49ers	Cincinnati	20–16	Joe Robbie Stadium	Bill Walsh
<b>1989 Season</b>						
Jan. 6, 1990	NFC Divisional	49ers	Minnesota	41–13	Candlestick Park	George Seifert
Jan. 14, 1990	NFC Championship	49ers	L.A. Rams	30–3	Candlestick Park	George Seifert
Jan. 28, 1990	Super Bowl XXIV	49ers	Denver	55–10	LA Superdome	George Seifert
<b>1990 Season</b>						
Jan. 12, 1991	NFC Divisional	49ers	Washington	28–10	Candlestick Park	George Seifert
Jan. 20, 1991	NFC Championship	N.Y. Giants	49ers	15–13	Candlestick Park	George Seifert
<b>1992 Season</b>						
Jan. 9, 1993	NFC Divisional	49ers	Washington	20–13	Candlestick Park	George Seifert
Jan. 17, 1993	NFC Championship	Dallas	49ers	30–20	Candlestick Park	George Seifert
<b>1993 Season</b>						
Jan. 15, 1994	NFC Divisional	49ers	N.Y. Giants	44–3	Candlestick Park	George Seifert
Jan. 23, 1994	NFC Championship	Dallas	49ers	38–21	Texas Stadium	George Seifert
<b>1994 Season</b>						
Jan. 7, 1995	NFC Divisional	49ers	Chicago	44–15	Candlestick Park	George Seifert
Jan. 15, 1995	NFC Championship	49ers	Dallas	38–28	Candlestick Park	George Seifert
Jan. 29, 1995	Super Bowl XXIX	49ers	San Diego	49–26	Joe Robbie Stadium	George Seifert
<b>1995 Season</b>						
Jan. 6, 1996	NFC Divisional	Green Bay	49ers	27–17	3Com Park	George Seifert
<b>1996 Season</b>						
Dec. 29, 1996	NFC Wild Card	49ers	Philadelphia	14–0	3Com Park	George Seifert
Jan. 4, 1997	NFC Divisional	Green Bay	49ers	35–14	Lambeau Field	George Seifert

## 49ERS POSTSEASON HISTORY (CONT.)

Date	Game	Winner	Loser	Score	Site	Head Coach
<b>1997 Season</b>						
Jan. 3, 1998	NFC Divisional	49ers	Minnesota	38–22	3Com Park	Steve Mariucci
Jan. 11, 1998	NFC Championship	Green Bay	49ers	23–10	3Com Park	Steve Mariucci
<b>1998 Season</b>						
Jan. 3, 1999	NFC Wild Card	49ers	Green Bay	30–27	3Com Park	Steve Mariucci
Jan. 9, 1999	NFC Divisional	Atlanta	49ers	20–18	Georgia Dome	Steve Mariucci
<b>2001 Season</b>						
Jan. 13, 2002	NFC Wild Card	Green Bay	49ers	25–15	Lambeau Field	Steve Mariucci
<b>2002 Season</b>						
Jan. 5, 2003	NFC Wild Card	49ers	N.Y. Giants	39–38	3Com Park	Steve Mariucci
Jan. 12, 2003	NFC Divisional	Tampa Bay	49ers	31–6	Raymond James Stadium	Steve Mariucci
<b>2011 Season</b>						
Jan. 14, 2012	NFC Divisional	49ers	New Orleans	36–32	Candlestick Park	Jim Harbaugh
Jan. 22, 2012	NFC Championship	N.Y. Giants	49ers	20–17 (OT)	Candlestick Park	Jim Harbaugh
<b>2012 Season</b>						
Jan. 12, 2013	NFC Divisional	49ers	Green Bay	45–31	Candlestick Park	Jim Harbaugh
Jan. 20, 2013	NFC Championship	49ers	Atlanta	28–24	Georgia Dome	Jim Harbaugh
Feb. 3, 2013	Super Bowl XLVII	Baltimore	49ers	34–31	Mercedes–Benz Superdome	Jim Harbaugh
<b>2013 Season</b>						
Jan. 5, 2014	NFC Wild Card	49ers	Green Bay	23–20	Lambeau Field	Jim Harbaugh
Jan. 12, 2014	NFC Divisional	49ers	Carolina	23–10	Bank of America Stadium	Jim Harbaugh
Jan. 19, 2014	NFC Championship	Seattle	49ers	23–17	CenturyLink Field	Jim Harbaugh

## 49ERS PLAYOFF RECORD VS. OPPONENT

Chicago	3–0	1.000	Philadelphia	1–0	1.000	Detroit	1–1	.500
Cincinnati	2–0	1.000	San Diego	1–0	1.000	Green Bay	3–4	.429
Carolina	1–0	1.000	New Orleans	1–0	1.000	Dallas	2–5	.400
Denver	1–0	1.000	Minnesota	4–1	.800	Baltimore	0–1	.000
L.A. Rams	1–0	1.000	Washington	3–1	.750	Cleveland	0–1	.000
Miami	1–0	1.000	Atlanta	1–1	.500	Seattle	0–1	.000
N.Y. Yanks	1–0	1.000	N.Y. Giants	4–4	.500	Tampa Bay	0–1	.000

## THE 49ERS PLAYOFF RECORD WHEN...

22–1	Winning the turnover battle	10–3	Rushing for 150 yards–or–more
4–19	Losing the turnover battle	2–12	Rushing for less than 100 yards
3–0	Tying the turnover battle	22–2	Rushing 30 times–or–more
7–0	Committing no turnovers	9–2	Opponents pass for 300 yards–or–more
24–4	Leading at halftime	15–11	Opponents pass for 250 yards–or–less
5–12	Trailing at halftime	9–17	Opponents rush for 100 yards–or–more
1–3	Tied at halftime	20–3	Opponents rush for less than 100 yards
27–5	Leading after three quarters	6–15	Opponents rush 30 times–or–more
3–15	Trailing after three quarters	26–13	Playing on grass
18–6	Scoring first	4–7	Playing on turf
28–8	Scoring 20–or–more points	21–10	Playing at home
17–2	Holding opponents under 17 points	5–10	Playing on the road
8–4	Passing for 300 yards–or–more	12–8	Decided by touchdown–or–less
19–11	Passing for 250 yards–or–less	0–1	Game goes into overtime
27–7	Rushing for 100 yards–or–more		

## 49ERS INDIVIDUAL PLAYOFF RECORDS - SERVICE & SCORING

### SERVICE

Player	Games	Starts
1. Jerry Rice (WR)	23	23
2. Jesse Sapolu (C/G)	22	19
4. Brent Jones (TE)	21	19
5. Steve Young (QB)	20	14
6. Harris Barton (T)	19	19
Ronnie Lott (S)	19	19
Joe Montana (QB)	19	19

### MOST TOUCHDOWNS, Career

Player	Games	TDs
1. Jerry Rice (WR)	23	19
2. Ricky Watters (RB)	7	10
3. Roger Craig (RB)	16	9

### MOST TOUCHDOWNS, Game (Non-QB)

Player	Game	TDs
1. Ricky Watters (RB)	vs. NYG (1/15/94), NFC-D	5
2. Roger Craig (RB)	Mia. (1/20/85), SB	3
William Floyd (FB)	Chi. (1/7/95), NFC-D	3
Jerry Rice (WR)	Min. (1/1/89), NFC-D	3
Jerry Rice (WR)	SD (1/29/95), SB	3
Jerry Rice (WR)	Den. (1/28/90), SB	3
Larry Schreiber (RB)	Dal. (12/23/72), NFC-D	3
Ricky Watters (RB)	SD (1/29/95), SB	3

### MOST POINTS, Career

Player	Years	Gms	TDs	Rsh	Rec	Ret	2-pt	PAT	FG	Pts
1. Jerry Rice (WR)	1985-2000	23	19	0	19	0	0	0/0	0/0	114
2. Mike Cofer (K)	1988-93	12	0	0	0	0	0	42/46	12/19	78
3. Ray Wersching (K)	1977-87	11	0	0	0	0	0	30/30	13/22	69
4. Ricky Watters (RB)	1991-94	7	10	7	3	0	0	0/0	0/0	60
5. Roger Craig (RB)	1983-90	15	9	7	2	0	0	0/0	0/0	54

### MOST POINTS, Game

Player	Game	Points
1. Ricky Watters (RB)	vs. NYG (1/15/94), NFC-D - 5 TDs	30
2. Jerry Rice (WR)	vs. SD (1/29/95), SB - 3 TDs	18
Ricky Watters (RB)	vs. SD (1/29/95), SB - 3 TDs	18
William Floyd (FB)	vs. Chi. (1/7/95), NFC-D - 3 TDs	18
Jerry Rice (WR)	vs. Den. (1/28/90), SB - 3 TDs	18
Jerry Rice (WR)	vs. Min. (1/1/89), NFC-D - 3 TDs	18
Roger Craig (RB)	vs. Mia. (1/20/85), SB - 3 TDs	18
Larry Schreiber (RB)	vs. Dal. (12/23/72), NFC-D - 3 TDs	18

### MOST PATs, Career

Player	PATs
1. Mike Cofer (12 games).....	42
2. Ray Wersching (11 games).....	30
3. David Akers (5 games).....	17
Doug Brien (3 games).....	17

### MOST PATs, Game

Player	PATs
1. Doug Brien.....	7
vs. SD (1/29/95), SB	
Mike Cofer.....	7
vs. Den. (1/28/90), SB	
3. David Akers.....	6
vs. GB (1/12/13), NFC-D	

### MOST FGs Made, Career

Player	FGM
1. Ray Wersching (11 games).....	13
2. Mike Cofer (12 games).....	12
3. David Akers (5 games).....	8

### MOST FGs Made, Game

Player	FGM
1. Ray Wersching (11 games).....	4
vs. Cin. (1/24/82), SB	
2. Phil Dawson and 4 players.....	3
Last at Car. (1/12/14), NFC-D	

### MOST FGs Attempted, Career

Player	FGA
1. Ray Wersching (11 games).....	20
2. Mike Cofer (12 games).....	19
3. David Akers (5 games).....	9

### MOST FGs Attempted, Game

Player	FGA
1. Mike Cofer.....	4
vs. LA Rams (1/14/90), NFC-CG	
vs. Cin. (1/22/89), SB	
Ray Wersching.....	4
at Cin. (1/24/82), SB	
2. Phil Dawson and 4 players.....	3
Last at Car. (1/12/14), NFC-D	

### LONGEST FIELD GOAL MADE

Player	YDS
1. Phil Dawson.....	49
at Car. (1/12/14), NFC-D	
2. Wade Richey.....	48
vs. GB (1/3/99), NFC-WC	
3. Mike Cofer.....	47
vs. NYG (1/20/91), NFC-CG	



# 49ERS INDIVIDUAL PLAYOFF RECORDS - PASSING

## MOST PASSING YARDS, Career

Player	Playoff Seasons	Gms	Att	Cmp	Pct	Yds	TD	INT	Lg	QB Rat	INT Pct.
1. Joe Montana	1981-90 (9)	19	593	375	63.2	4,758	39	17	44	98.2	2.9
2. Steve Young	1987-98 (11)	20	471	292	62.0	3,326	20	13	51t	85.8	2.8
<b>3. Colin Kaepernick</b>	<b>2011-* (3)</b>	<b>6</b>	<b>162</b>	<b>94</b>	<b>58.0</b>	<b>1,374</b>	<b>7</b>	<b>5</b>	<b>45</b>	<b>87.3</b>	<b>3.1</b>
4. John Brodie	1970-72 (3)	5	143	71	49.7	973	4	7	-	60.7	4.9
5. Jeff Garcia	2001-02 (2)	3	117	71	60.7	757	4	5	76t	73.2	4.3

## MOST PASSING YARDS, Game

Player	Game	Att	Cmp	Pct	Yds	TD	INT	Lg	QB Rat
1. Joe Montana	vs. Cin. (1/22/89), SB	36	23	63.9	357	2	0	44	115.2
2. Joe Montana	at Was. (1/8/84), NFC-CG	48	27	56.3	347	3	1	-	91.2
3. Jeff Garcia	vs. NYG (1/5/03), NFC-WC	44	27	61.4	331	3	1	76t	97.8
Joe Montana	vs. Mia. (1/20/85), SB	35	24	68.6	331	3	0	40	127.2
5. Steve Young	vs. GB (1/6/96), NFC-D	65	32	49.2	328	0	2	32	51.3

## LONGEST PASS PLAY

Player	Lg	Date
1. John Brodie to Gene Washington	78t	vs. Was. (12/26/71), NFC-D
2. Jeff Garcia to Terrell Owens	76t	vs. NYG (1/5/03), NFC-WC
Joe Montana to Freddie Solomon	76t	at Was. (1/8/84), NFC-CG
4. Alex Smith to Vernon Davis (TE)	73t	vs. NYG (1/22/12), NFC-CG
5. Joe Montana to Jerry Rice	72t	vs. Min. (1/6/90), NFC-D
6. Joe Montana to John Taylor	61t	vs. NYG (1/20/91), NFC-CG
7. Joe Montana to Jerry Rice	61t	at Chi. (1/8/84), NFC-CG

## MOST TD PASSES, Career

Player	TD
1. Joe Montana (19 games) .....	39
2. Steve Young (20 games).....	20
<b>3. Colin Kaepernick (6 games) .....</b>	<b>7</b>
4. Alex Smith (2 games).....	5
5. 2 Players .....	4

## MOST TD PASSES, Game

Player	TD
1. Steve Young .....	6
vs. SD (1/29/95), SB	
2. Joe Montana.....	5
vs. Den. (1/28/90), SB	
3. Joe Montana.....	4
vs. Min. (1/6/90), NFC-D	

## HIGHEST COMPLETION PERCENTAGE, Game

Player	Pct
1. Joe Montana.....	86.7
vs. LA Rams (1/14/90), NFC-CG	
2. Steve Young .....	77.3
vs. NYG (1/15/94), NFC-D	
<b>3. Colin Kaepernick.....</b>	<b>76.2</b>
at Atl. (1/20/13), NFC-CG	
4. Joe Montana.....	75.9
vs. Den. (1/28/90), SB	
5. Steve Young .....	72.7
vs. Chi. (1/7/95), NFC-D	
(min. 30 attempts)	

## HIGHEST COMPLETION PERCENTAGE, Career

Player	Pct
1. Joe Montana (19 games) .....	63.2
2. Steve Young (20 games).....	62.0
3. Jeff Garcia (3 games).....	60.7
4. Y.A. Tittle (1 game).....	58.1
<b>5. Colin Kaepernick (6 games) .....</b>	<b>58.0</b>
(min. 30 attempts)	

## HIGHEST QB RATING, Career

Player	Rating
1. Alex Smith .....	101.0
2. Joe Montana.....	98.2
<b>3. Colin Kaepernick.....</b>	<b>87.3</b>
4. Steve Young .....	85.8
5. Y.A. Tittle .....	76.5
(min. 30 attempts)	

## HIGHEST QB RATING, Game

Player	Rating
1. Joe Montana.....	147.6
vs. Den. (1/28/90), SB	
2. Joe Montana.....	142.5
vs. Min. (1/6/90), NFC-D	
3. Joe Montana.....	136.0
at Chi. (1/8/89), NFC-CG	
4. Steve Young .....	134.8
vs. SD (1/29/95), SB	
<b>5. Colin Kaepernick.....</b>	<b>127.7</b>
at Atl. (1/20/13), NFC-CG	
(min. 30 attempts)	

## MOST ATTEMPTS, Career

Player	Att
1. Joe Montana (19 games) .....	593
2. Steve Young (20 games).....	471
<b>3. Colin Kaepernick (6 games) .....</b>	<b>162</b>

## MOST ATTEMPTS, Game

Player	Att
1. Steve Young .....	*65
vs. GB (1/6/96), NFC-D	
2. Joe Montana.....	48
at Was. (1/8/84), NFC-CG	
3. Joe Montana.....	47
at NYG (12/29/85), NFC-WC	

## MOST COMPLETIONS, Career

Player	Comp
1. Joe Montana (19 games) .....	375
2. Steve Young (20 games).....	292
<b>3. Colin Kaepernick (6 games) .....</b>	<b>94</b>
4. John Brodie (5 games).....	71
Jeff Garcia (3 games).....	71

## MOST COMPLETIONS, Game

Player	Comp
1. Steve Young .....	32
vs. GB (1/6/96), NFC-D	
2. Jeff Garcia .....	27
vs. NYG (1/5/03), NFC-WC	
Steve Young .....	27
at Dal. (1/23/94), NFC-CG	
Joe Montana.....	27
at Was. (1/8/84), NFC-CG	

## LOWEST INT PERCENTAGE, Career

Player	Pct
1. Alex Smith .....	0.0
2. Steve Young .....	2.8
3. Joe Montana.....	2.9
<b>4. Colin Kaepernick.....</b>	<b>3.1</b>
5. Jeff Garcia .....	4.3
(min. 30 attempts)	

**NFC-WC:** NFC Wild Card; **NFC-D:** NFC Divisional  
Playoff; **NFC-CG:** NFC Championship;  
**NFLP** - NFL Playoff Game; **SB:** Super Bowl  
\* denotes NFL playoff record

## 49ERS INDIVIDUAL PLAYOFF RECORDS - RUSHING

### MOST ATTEMPTS, Career

<u>Player</u>	<u>Games</u>	<u>Atts</u>
1. Roger Craig	16	202
2. Frank Gore	8	140
3. Ricky Watters	7	105
4. Steve Young (QB)	22	96
5. Wendell Tyler	6	72

### MOST ATTEMPTS, Game

<u>Player</u>	<u>Game</u>	<u>Atts</u>
1. Ken Willard	at Min. (12/27/70), NFC-D	27
2. Larry Schreiber	vs. Dal. (12/23/72), NFC-D	26
3. Terry Kirby	vs. Min. (1/3/98), NFC-D	25
4. Ricky Watters	vs. NYG (1/15/94), NFC-D	24
Roger Craig	vs. LA Rams (1/14/90), NFC-CG	24

### MOST YARDS GAINED, Career

<u>Player</u>	<u>Games</u>	<u>Atts</u>	<u>Avg</u>	<u>Yds</u>
1. Roger Craig	16	202	4.0	817
2. Frank Gore	8	140	4.6	646
3. Steve Young (QB)	20	96	6.2	594
4. <b>Colin Kaepernick (QB)</b>	<b>6</b>	<b>51</b>	<b>9.9</b>	<b>507</b>
5. Ricky Watters	7	105	4.6	481

### MOST YARDS GAINED, Game

<u>Player</u>	<u>Game</u>	<u>Yds</u>
1. <b>Colin Kaepernick (QB)</b>	<b>vs. GB (1/12/13), NFC-D</b>	<b>181</b>
2. Roger Craig	vs. Min. (1/1/89), NFC-D	135
3. <b>Colin Kaepernick (QB)</b>	<b>at Sea. (1/19/14), NFC-CG</b>	<b>130</b>
4. Garrison Hearst	vs. GB (1/3/99), NFC-WC	128
5. Roger Craig	vs. Min. (1/6/90), NFC-D	125

### HIGHEST AVERAGE YARDS PER GAME

<u>Player</u>	<u>Games</u>	<u>Yds/Gm</u>
1. <b>Colin Kaepernick (QB)</b>	<b>6</b>	<b>84.5</b>
2. Hugh McElhenny	1	82.0
3. Frank Gore	8	80.8
4. Ricky Watters	7	68.7
5. Wendell Tyler	6	57.8

### MOST RUSHING TOUCHDOWNS, Career

<u>Player</u>	<u>TDs</u>
1. Steve Young (QB) (20 games) .....	8
2. Roger Craig (16 games) .....	7
Ricky Watters (7 games) .....	7
4. Frank Gore (8 games) .....	5
William Floyd (7 games) .....	5
6. <b>Colin Kaepernick (QB) (6 games) .....</b>	<b>4</b>
Tom Rathman (14 games) .....	4

### MOST RUSHING TOUCHDOWNS, Game

<u>Player</u>	<u>TDs</u>
1. Ricky Watters .....	5
vs. NYG (1/15/94), NFC-D	
2. William Floyd .....	3
vs. Chi. (1/7/95), NFC-D	
Larry Schreiber .....	3
vs. Dal. (12/23/72), NFC-D	
4. <b>Colin Kaepernick (QB) .....</b>	<b>2</b>
vs. GB (1/12/13), NFC-D	
Terry Kirby .....	2
vs. Min. (1/3/98), NFC-D	
Tom Rathman .....	2
vs. Den. (1/28/90), SB	
Roger Craig .....	2
vs. Min. (1/1/89), NFC-D	

### LONG RUNS FROM SCRIMMAGE

<u>Player</u>	<u>Yds</u>
1. Roger Craig .....	80t
vs. Min. (1/1/89), NFC-D	
2. Hugh McElhenny .....	71
vs. Det. (12/22/57), NFLP	
3. <b>Colin Kaepernick (QB) .....</b>	<b>58</b>
at Sea. (1/19/14), NFC-CG	
4. <b>Colin Kaepernick (QB) .....</b>	<b>56t</b>
vs. GB (1/12/13), NFC-D	
5. Joe Montana (QB) .....	53
vs. NYG (12/29/84), NFC-D	
6. <b>Colin Kaepernick (QB) .....</b>	<b>42</b>
at GB (1/5/14), NFC-WC	
Frank Gore .....	42
vs. NO (1/14/12), NFC-D	
Steve Young (QB) .....	42
vs. Min. (1/9/88), NFC-D	

## 49ERS INDIVIDUAL PLAYOFF RECORDS - RECEIVING

### MOST RECEPTIONS, Career

	<u>Player</u>	<u>Games</u>	<u>Recepts</u>
1.	Jerry Rice	23	124
2.	Roger Craig (RB)	16	63
3.	Brent Jones (TE)	21	60
4.	Dwight Clark	9	48
5.	John Taylor	17	46

### MOST RECEPTIONS, Game

	<u>Player</u>	<u>Game</u>	<u>Recepts</u>
1.	Jerry Rice	vs. GB (1/6/96), NFC-D	11
2.	Jerry Rice	vs. Cin. (1/22/89), SB	11
3.	Jerry Rice	vs. SD (1/29/95), SB	10
4.	6 players		9

### MOST YARDS GAINED, Career

	<u>Player</u>	<u>Games</u>	<u>Yds</u>
1.	Jerry Rice	23	1,811
2.	Brent Jones (TE)	21	740
3.	John Taylor	17	734
4.	Dwight Clark	9	726
5.	Roger Craig (RB)	16	606

### MOST YARDS GAINED, Game

	<u>Player</u>	<u>Game</u>	<u>Recepts</u>
1.	Jerry Rice	vs. Cin. (1/22/89), SB	215
2.	Vernon Davis (TE)	vs. NO (1/14/12), NFC-D	180
3.	Terrell Owens	vs. NYG (1/5/03), NFC-WC	177
4.	Jerry Rice	vs. SD (1/29/95), SB	149
5.	Jerry Rice	vs. Den. (1/28/90), SB	148

### MOST RECEIVING YDS PER GAME, Career (Min. 5 Recepts)

	<u>Player</u>	<u>Games</u>	<u>Avg</u>
1.	Billy Wilson (E)	1	107.0
2.	Hugh McElhenny (RB)	1	96.0
3.	Dwight Clark	9	80.7
4.	Jerry Rice	23	78.7
5.	Anquan Boldin	3	75.7

### MOST RECEIVING TOUCHDOWNS, Career

	<u>Player</u>	<u>TDs</u>
1.	Jerry Rice (23 games) .....	19
2.	Vernon Davis, TE (8 games) .....	7
3.	John Taylor (17 games) .....	6
	Freddie Solomon (8 games) .....	6
5.	Brent Jones, TE (21 games) .....	5
6.	Michael Crabtree (8 games) .....	4
	Terrell Owens (9 games) .....	4

### MOST RECEIVING TOUCHDOWNS, Game

	<u>Player</u>	<u>TDs</u>
1.	Jerry Rice .....	3
	vs. SD (1/29/95), SB	
	Jerry Rice .....	3
	vs. Den. (1/28/90), SB	
	Jerry Rice .....	3
	vs. Min. (1/1/89), NFC-D	
4.	11 times .....	2
	Last: Michael Crabtree vs. GB (1/12/13), NFC-D	

### HIGHEST RECEIVING AVERAGE, Career

(Min. 5 Recepts)

	<u>Player</u>	<u>Avg</u>
1.	Gene Washington (5 games) .....	23.4
2.	Vernon Davis, TE (8 games) .....	22.2
3.	Delanie Walker, TE (4 games) .....	17.3
4.	Randy Moss (3 games) .....	16.0
	Hugh McElhenny, RB (1 games) .....	16.0

### MOST 25+ YARD RECEPTIONS, Career

	<u>Player</u>	<u>Recepts</u>
1.	Jerry Rice (23 games) .....	14
2.	Vernon Davis, TE (8 games) .....	11
3.	Terrell Owens (5 games) .....	5
4.	Michael Crabtree (8 games) .....	4
5.	J.J. Stokes (8 games) .....	3
	John Taylor (17 games) .....	3

## 49ERS INDIVIDUAL PLAYOFF RECORDS - DEFENSE

### MOST INTERCEPTIONS, Career

<u>Player</u>	<u>Games</u>	<u>INTs</u>
1. Ronnie Lott	19	8
2. Eric Davis	8	6
3. Riki Ellison	6	3
Dwight Hicks	8	3
Eric Wright	7	3

### MOST INTERCEPTIONS, Game

<u>Player</u>	<u>Game</u>	<u>INTs</u>
1. Eric Davis	vs. Dal. (1/15/95), NFC-CG	2
Ronnie Lott	vs. Min. (1/1/89), NFC-D	2
Riki Ellison	vs. Det. (12/31/83), NFC-D	2
Ronnie Lott	vs. NYG (1/3/82), NFC-D	2
Skip Vanderbundt	vs. Dal. (12/23/72), NFC-D	2

### LONGEST INTERCEPTION RETURN

<u>Player</u>	<u>Game</u>	<u>Ret. Yds</u>
1. Michael Carter	vs. Was. (1/12/91), NFC-D	61t
2. Ronnie Lott	vs. Min. (1/6/90), NFC-D	58t
3. Jeff Fuller	vs. Min. (1/9/88), NFC-D	48t

### MOST INTERCEPTION RETURN YARDS, Career

<u>Player</u>	<u>Games</u>	<u>Ret. Yds</u>
1. Ronnie Lott	19	152
2. Tim McKyer	8	68
3. Chet Brooks	2	66
4. Michael Carter	12	61
5. Eric Davis	8	51

### MOST INTERCEPTION RETURN YARDS, Game

<u>Player</u>	<u>Game</u>	<u>Ret. Yds</u>
1. Michael Carter	vs. Was. (1/12/91), NFC-D	61
2. Ronnie Lott	vs. Min. (1/6/90), NFC-D	58
3. Jeff Fuller	vs. Min. (1/9/88), NFC-D	48
4. Eric Davis	vs. Dal. (1/15/95), NFC-CG	44
5. Dashon Goldson	vs. NO (1/14/12), NFC-D	41
Tim McKyer	vs. Min. (1/6/90), NFC-D	41

### MOST SACKS, Career

(since 1982)

<u>Player</u>	<u>Sacks</u>
1. Charles Haley (12 games) .....	7.5
2. <b>Ahmad Brooks (8 games) .....</b>	<b>6.5</b>
Dwaine Board (7 games) .....	6.5
Tim Harris (6 games) .....	6.5
5. Fred Dean (5 games) .....	6.0

### MOST SACKS, Game

(since 1982)

<u>Player</u>	<u>Sacks</u>
1. Pierce Holt .....	3.0
vs. Was. (1/9/93), NFC-D	
2. <b>Ahmad Brooks .....</b>	<b>2.5</b>
at Car. (1/12/14), NFC-D	
Ray McDonald .....	2.5
vs. NYG (1/22/12), NFC-CG	
Larry Roberts .....	2.5
vs. Min. (1/1/89), NFC-D	

# 49ERS INDIVIDUAL PLAYOFF RECORDS - RETURNS

## PUNT RETURNS

### MOST PUNT RETURNS, Career

Player	Games	Ret
1. John Taylor	17	18
2. Dana McLemore	7	17
3. Dexter Carter	8	10
Bruce Taylor	5	10
5. Kyle Williams	2	9

### MOST PUNT RETURNS, Game

Player	Game	Ret
1. Kyle Williams	vs. NYG (1/22/12), NFC-CG	8
2. Dana McLemore	vs. Mia. (1/20/85), SB	5
3. Bruce Taylor	at Min. (12/27/70), NFC-D	5
4. John Taylor	at Chi. (1/8/89), NFC-CG	4
Dana McLemore	vs. Chi. (1/6/85), NFC-CG	4

### MOST PUNT RETURN YARDS, Career

Player	Games	Yds
1. John Taylor	17	189
2. Dana McLemore	7	156
3. Dexter Carter	8	80
4. Kyle Williams	2	76
5. Ted Ginn Jr.	5	75

### MOST PUNT RETURN YARDS, Game

Player	Game	Yds
1. Kyle Williams	vs. NYG (1/22/12), NFC-CG	70
2. Dana McLemore	vs. Chi. (1/6/85), NFC-CG	69
Bruce Taylor	at Min. (12/27/70), NFC-D	69
4. John Taylor	vs. Cin. (1/22/89), SB	56
5. Dana McLemore	vs. Mia. (1/20/85), SB	51

### LONGEST PUNT RETURN, Game

Player	Game	Yds
1. John Taylor	vs. Cin. (1/22/89), SB	45
2. Ted Ginn Jr.	vs. Bal. (2/3/13), SB	32
3. Dexter Carter	vs. NYG (1/15/94), NFC-D	31
John Taylor	vs. NYG (1/20/91), NFC-CG	31
5. Dana McLemore	vs. Mia. (1/20/85), SB	28

### PUNT RETURN AVERAGE, Career

Player	Games	Avg
1. Ted Ginn Jr.	4	15.0
2. John Taylor	7	10.5
3. Dana McLemore	7	9.2
4. Kyle Williams	2	8.4
5. Dexter Carter	3	8.0
(min. 5 returns)		

### PUNT RETURN AVERAGE, Game

Player	Game	Avg
1. John Taylor	vs. Cin. (1/22/89), SB	18.7
2. Dana McLemore	vs. Chi. (1/6/85), NFC-CG	17.3
3. Bruce Taylor	at Min. (12/27/70), NFC-D	13.8
4. John Taylor	vs. Den. (1/28/90), SB	12.7
5. Dana McLemore	vs. Mia. (1/20/85), SB	10.2

—There has been no punt returned for a TD in franchise postseason history

## KICKOFF RETURNS

### MOST KICKOFF RETURNS, Career

Player	Games	Ret
1. Dexter Carter	8	19
2. LaMichael James	6	14
3. Vinny Sutherland	3	13
4. R.W. McQuarters	2	9
Vic Washington	3	9

### MOST KICKOFF RETURNS, Game

Player	Game	Ret
1. R.W. McQuarters	vs. GB (1/3/99), NFC-WC	6
2. Dana McLemore	at Was. (1/8/84), NFC-CG	5
Vinny Sutherland	at GB (1/13/02), NFC-WC	5
Vinny Sutherland	vs. NYG (1/5/03), NFC-WC	5
5. 5 times		4

### MOST KICKOFF RETURN YARDS, Career

Player	Games	Yds
1. Dexter Carter	8	341
2. LaMichael James	5	332
3. Vinny Sutherland	3	282
4. Vic Washington	3	250
5. R.W. McQuarters	2	185

### MOST KICKOFF RETURNS YARDS, Game

Player	Game	Yds
1. Vic Washington	vs. Dal. (12/23/72), NFC-D	136
2. R.W. McQuarters	vs. GB (1/3/99), NFC-WC	128
3. Chuck Levy	vs. GB (1/11/98), NFC-CG	127
4. Vinny Sutherland	at GB (1/13/02), NFC-WC	99
5. Dana McLemore	at Was. (1/8/84), NFC-CG	98

### LONGEST KICKOFF RETURN, Game

Player	Game	Yds
1. Vic Washington	vs. Dal. (12/23/72), NFC-D	97*
2. Chuck Levy	vs. GB (1/11/98), NFC-CG	95*
3. Marc Logan	vs. Dal. (1/17/93), NFC-CG	50
4. Kyle Williams	vs. NYG (1/22/12), NFC-CG	40
5. LaMichael James	at GB (1/5/14), NFC-WC	37

\*Only kickoffs returned for TDs in franchise postseason history

### KICKOFF RETURN AVERAGE, Career

Player	Games	Avg
1. Chuck Levy	2	31.0
2. Vic Washington	2	27.8
3. Terrence Flagler	3	25.2
4. LaMichael James	6	23.7
5. Amos Lawrence	3	23.6
(min. 5 returns)		

### KICKOFF RETURN AVERAGE, Game

Player	Game	Avg
1. Vic Washington	vs. Dal. (12/23/72), NFC-D	45.3
2. Chuck Levy	vs. GB (1/11/98), NFC-CG	42.3
3. Amos Lawrence	vs. NYG (1/3/82), NFC-D	29.3
Vinny Sutherland	vs. TB (1/12/03), NFC-D	29.3
5. Kyle Williams	vs. NYG (1/22/12), NFC-CG	28.3



## 49ERS INDIVIDUAL PLAYOFF RECORDS - PUNTING

### MOST PUNTING YARDS, Career

Player	Games	Yds
1. Andy Lee	8	1,667
2. Max Runager	6	1,298
3. Barry Helton	8	1,288
4. Tommy Thompson	5	1,093
5. Steve Spurrier	4	1,041

### HIGHEST PUNTING AVERAGE, Career

Player	Games	Avg
1. Andy Lee	8	46.3
2. Reggie Roby	2	44.1
3. Jim Miller	3	41.5
4. Klaus Wilmsmeyer	7	41.2
5. Bill LaFleur	2	40.5

### HIGHEST PUNTING AVERAGE, Game

Player	Game	Avg
1. Andy Lee	vs. NO (1/14/12), NFC-D	49.5
2. Reggie Roby	at Atl. (1/9/99), NFC-D	47.3
3. Jim Miller	vs. Cin. (1/24/82), SB	46.3
4. Andy Lee	vs. NYG (1/22/12), NFC-CG	45.5
Klaus Wilmsmeyer	at Dal. (1/23/94), NFC-CG	45.5
<i>(min. 4 punts)</i>		

### HIGHEST NET AVERAGE, Career

Player	Games	Avg
1. Andy Lee	8	39.8
2. Klaus Wilmsmeyer	7	39.0
3. Jim Miller	3	36.0
4. Reggie Roby	2	35.6
5. Max Runager	6	33.8

### HIGHEST NET AVERAGE, Game

Player	Game	Avg
1. Klaus Wilmsmeyer	at Dal. (1/23/94), NFC-CG	44.0
2. Andy Lee	vs. NO (1/14/12), NFC-D	43.4
3. Tommy Thompson	vs. GB (1/6/96), NFC-D	40.6
4. Andy Lee	vs. NYG (1/22/12), NFC-CG	40.0
5. Klaus Wilmsmeyer	vs. SD (1/29/95), SB	39.6
<i>(min. 4 punts)</i>		

### LONGEST PUNT, Game

Player	Long
1. Andy Lee.....	63
vs. NO (1/14/12), NFC-D	
2. Andy Lee.....	62
at Atl. (1/20/13), NFC-CG	
3. Andy Lee.....	59
vs. NYG (1/22/12), NFC-CG	
Steve Spurrier.....	59
at Min. (12/27/70), NFC-D	
Steve Spurrier.....	59
vs. Dal. (1/3/71), NFC-CG	

### PUNTS INSIDE THE 20 YARD LINE, Career

Player	In20
1. Andy Lee (8 games) .....	12
2. Barry Helton (8 games).....	10
Klaus Wilmsmeyer (7 games) .....	10
4. Max Runager (6 games) .....	8
5. Reggie Roby (2 games) .....	4
Tommy Thompson (5 games) .....	4

### MOST PUNTS, Career

Player	Punts
1. Andy Lee (8 games) .....	36
2. Barry Helton (8 games).....	35
3. Max Runager (6 games) .....	33
4. Tommy Thompson (5 games) .....	29
Steve Spurrier (4 games).....	29

### MOST PUNTS, Game

Player	Punts
1. Andy Lee.....	10
vs. NYG (1/22/12), NFC-CG	
Max Runager .....	10
at NYG (1/4/87), NFC-D	
Steve Spurrier.....	10
vs. Was. (12/26/71), NFC-D	
4. Andy Lee.....	8
vs. NO (1/14/12), NFC-D	
Steve Spurrier.....	8
at Min. (12/27/70), NFC-D	

# 49ERS TEAM NFL PLAYOFF RECORDS

## SCORING

### Most Points, Game

- 55 vs. Den. (1/28/90), SB
- 49 vs. SD (1/29/95), SB
- 45 vs. GB (1/12/13), NFC-D

### Most Points, Both Teams, Game

- 77 vs. NYG (1/5/03), NFC-WC
- 76 vs. GB (1/12/13), NFC-D
- 75 vs. SD (1/29/95), SB

### Fewest Points, Both Teams, Game

- 14 vs. Phi. (12/29/96), NFC-WC, SF 14, Phi. 0
- 17 at Dal. (1/2/72), NFC-CG, Dal. 14, SF 3

### Largest Margin of Victory, Game

- 45 vs. Den. (1/28/90), SB, SF 55, Den. 10

## TOUCHDOWNS

### Most Touchdowns, Game

- 8 vs. Den. (1/28/90), SB
- 7 vs. SD (1/29/95), SB

### Most Touchdowns, Both Teams, Game

- 10 vs. NYG (1/5/03), NFC-WC, 49ers 5, NYG 5
- 10 vs. SD (1/29/95), SB, 49ers 7, SD 3
- 10 vs. GB (1/12/13), NFC-D, 49ers 6, GB 4

### Fewest Touchdowns, Both Teams, Game

- 1 vs. NYG (1/20/91), NFC-CG, Giants 1, 49ers 0

## FIELD GOALS

### Most Field Goals, Game

- 4 vs. Cin. (1/24/82), SB

### Most Field Goals Attempted, Game

- 4 (3 times) last vs. LAN (1/14/90), NFC-CG

## FIRST DOWNS

### Most First Downs, Game

- 31 vs. Mia. (1/20/85), SB
- 31 vs. Min. (1/3/98), NFC-D
- 29 vs. GB (1/12/13), NFC-D
- 29 vs. LA Rams (1/14/90), NFC-CG

### Fewest First Downs, Game

- 9 at NYG (1/4/87), NFC-D
- 9 at Dal. (1/2/72), NFC-CG
- 11 vs. Was. (12/26/71), NFC-D

### Most First Downs, Rushing, Game

- 16 vs. Mia. (1/20/85), SB
- 15 vs. GB (1/12/13), NFC-D
- 15 vs. Min. (1/3/98), NFC-D

### Fewest First Downs, Rushing, Game

- 1 (3 times) last at TB (1/12/03), NFC-D

### Most First Downs, Passing, Game

- 17 vs. SD (1/29/95), SB
- 17 vs. Dal. (1/10/82), NFC-CG

### Fewest First Downs, Passing, Game

- 5 vs. NYG (1/22/12), NFC-CG

## TOTAL NET YARDS

### Most Net Yards Gained, Game

- 579 vs. GB (1/12/13), NFC-D
- 537 vs. Mia. (1/20/85), SB
- 468 vs. Bal. (2/3/13), SB

### Fewest Net Yards Gained, Game

- 184 vs. NYG (1/4/87), NFC-D
- 196 at GB (1/4/97), NFC-D
- 228 at TB (1/12/03), NFC-D

### Net Yards, Combined

- 931 vs. GB (1/12/13), NFC-D
- 892 vs. NYG (1/5/03), NFC-WC
- 879 vs. NO (1/14/12), NFC-D
- 851 vs. Mia. (1/20/85), SB

## RUSHING

### Most Attempts, Game

- 45 vs. LA Rams (1/14/90), NFC-CG
- 44 vs. Den. (1/28/90), SB
- 43 vs. GB (1/12/13), NFC-D

### Fewest Attempts, Game

- 11 vs. NYG (1/20/91), NFC-CG
- 13 at TB (1/12/03), NFC-D

### Most Rushing Yards, Game

- 323 vs. GB (1/12/13), NFC-D
- 211 vs. Mia. (1/20/85), SB
- 201 vs. Min. (1/1/89), NFC-D

### Fewest Rushing Yards, Game

- 29 at NYG (1/4/87), NFC-D
- 33 vs. GB (1/11/98), NFC-CG
- 39 vs. NYG (1/20/91), NFC-CG

### Most Rushing Touchdowns, Game

- 6 vs. NYG (1/15/94), NFC-D
- 5 vs. Chi. (1/7/95), NFC-D

## PASSING

### Most Attempts, Game

- 65 vs. GB (1/6/96), NFC-D
- 48 at NYG (12/28/85), NFC-WC
- 48 at Was. (1/8/84), NFC-CG

### Fewest Attempts, Game

- 19 vs. Was. (12/26/71), NFC-D
- 21 at Atl. (1/20/13), NFC-CG
- 21 vs. Phi. (12/29/96), NFC-WC

### Most Completions, Game

- 32 vs. GB (1/6/96), NFC-D
- 28 vs. NYG (1/5/03), NFC-WC

### Fewest Completions, Game

- 10 vs. Was. (12/26/71), NFC-D
- 12 vs. NYG (1/22/12), NFC-CG
- 12 vs. Dal. (12/23/72), NFC-CG

### Most Yards Gained, Game

- 357 vs. Cin. (1/22/89), SB
- 356 vs. NYG (1/5/03), NFC-WC
- 347 at Was. (1/8/84), NFC-CG

### Fewest Yards Gained, Game

- 133 at GB (1/4/97), NFC-D
- 150 vs. Dal. (12/23/72), NFC-D
- 153 at Sea. (1/19/14), NFC-CG

### Most Touchdowns, Game

- 6 vs. SD (1/29/95), SB
- 5 vs. Den. (1/28/90), SB
- 4 vs. Min. (1/6/90), NFC-D

## INTERCEPTIONS

### Most Interceptions, Game

- 5 vs. Det. (12/31/83), NFC-D
- 4 vs. Min. (1/6/90), NFC-D

## PUNTING

### Most Punts, Game

- 10 vs. NYG (1/22/12), NFC-CG
- 10 at NYG (1/4/87), NFC-D
- 10 vs. Was. (12/26/71), NFC-D

### Fewest Punts, Game

- 1 vs. Dal. (1/17/93), NFC-CG
- 2 (4 times) last at Car. (1/12/14), NFC-D

### Highest Punting Average, Game

#### (4+ punts)

- 49.5 vs. NO (1/14/12), NFC-D
- 47.3 at Atl. (1/9/99), NFC-D

### Lowest Punting Average, Game (4+ punts)

- 30.8 vs. Min. (1/6/90), NFC-D

## PENALTIES

### Most Penalties, Game

- 14 vs. NYG (1/3/82), NFC-D
- 11 vs. NYG (1/4/87), NFC-D

### Fewest Penalties, Game

- 0 at Chi. (1/8/89), NFC-CG
- 1 at Dal. (1/2/72), NFC-CG

### Most Yards Penalized, Game

- 145 vs. NYG (1/3/82), NFC-D
- 106 vs. Dal. (1/10/82), NFC-CG
- 86 vs. GB (1/12/13), NFC-D

### Fewest Yards Penalized, Game

- 0 vs. Chi. (1/8/89), NFC-CG
- 10 (2 times) last at GB (1/5/14), NFC-WC

## FUMBLES

### Most Fumbles, Game

- 6 vs. Det. (12/22/57), NFLP

### Most Fumbles Lost, Game

- 3 (3 times) last vs. Was. (1/9/93), NFC-D

### Most Fumbles Committed by Opp., Game

- 5 vs. GB (1/4/97), NFC-D

### Most Fumbles Lost by Opponent, Game

- 3 vs. NO (1/14/12), NFC-D
- 3 vs. Dal. (12/23/72), NFC-D
- 3 vs. Det. (12/22/57), NFLP

## TURNOVERS

### Most Turnovers, Game

- 6 vs. Dal. (1/10/82), NFC-CG

## KICK RETURNS

### Most Kickoff Returns, Game

- 8 vs. Min. (1/9/88), NFC-D
- 7 vs. NYG (1/5/03), NFC-WC
- 7 at NYG (1/4/87), NFC-D

### Most Kickoff Return Yards, Game

- 162 at TB (1/12/03), NFC-D
- 146 at Dal. (12/23/72), NFC-D

### Most Kickoff Returns Allowed, Game

- 9 vs. Den. (1/28/90), SB
- 8 vs. SD (1/29/95), SB

### Most Kickoff Return Yards Allowed, Game

- 242 vs. SD (1/29/95), SB
- 206 vs. Bal. (2/3/13), SB

### Punt Returns, Game

- 8 vs. NYG (1/22/12), NFC-CG

### Punt Return Yards, Game

- 70 vs. NYG (1/22/12), NFC-CG
- 69 vs. Chi. (1/6/85), NFC-CG
- 69 at Min. (12/27/70), NFC-D

### Punt Returns Allowed, Game

- 7 at NYG (1/4/87), NFC-D

### Punt Return Yards Allowed, Game

- 117 at GB (1/4/97), NFC-D

## SACKS

### Most Sacks Made, Game

- 9 vs. Chi. (1/6/85), NFC-CG
- 6 (5 times) last vs. NYG (1/22/12), NFC-CG

### Most Sacks Allowed, Game

- 4 (8 times) last: vs. NO (1/14/12), NFC-D

**NFC-WC:** NFC Wild Card; **NFC-D:** NFC Divisional  
Playoff; **NFC-CG:** NFC Championship;  
**NFLP** – NFL Playoff Game; **SB:** Super Bowl  
\* denotes NFL playoff record

# 49ERS POSTSEASON GAME SUMMARIES

## 1957

**Detroit Lions 31, 49ers 27**  
**Western Conference Championship**  
**December 22 at Kezar Stadium**  
**(San Francisco, CA)**

San Francisco made its first playoff appearance as an NFL team a memorable one, but came up a bit short against the Detroit Lions at venerable Kezar Stadium. QB Y.A. Tittle completed 18-of-31 passes for 248 yards and three touchdowns for the 49ers. Tittle connected with HB R.C. Owens on a 34-yard scoring toss to record the first ever postseason touchdown for San Francisco. He also had touchdown connections with RB Hugh McElhenny and WR Billy Wilson. McElhenny caught six passes for a game-high 96 yards and rushed for 82 yards on 14 carries.

<b>Lions</b>	0	7	14	10	—	31
<b>49ers</b>	14	10	3	0	—	27

49ers—Owens 34 pass from Tittle (Soltau kick)  
 49ers—McElhenny 47 pass from Tittle (Soltau kick)  
 Lions—Junker 4 pass from Rote (Martin kick)  
 49ers—Wilson 12 pass from Tittle (Soltau kick)  
 49ers—Soltau 25 FG  
 49ers—Soltau 10 FG  
 Lions—Tracy 2 run (Martin kick)  
 Lions—Tracy 58 run (Martin kick)  
 Lions—Gedman 3 run (Martin kick)  
 Lions—Martin 14 FG

## 1970

**49ers 17, Minnesota 14**  
**NFC Divisional Playoff**  
**December 27 at Metropolitan Stadium**  
**(Bloomington, MN)**

QB John Brodie scored on a one-yard run with just under two minutes remaining to provide the difference as the 49ers claimed a 17-14 decision over Minnesota at a frigid Metropolitan Stadium. San Francisco was trailing 7-0 in the first quarter when Brodie connected with WR Dick Witcher on a 24-yard scoring toss. Brodie completed 16-of-32 passes for 201 yards and one touchdown.

<b>49ers</b>	7	3	0	7	—	17
<b>Vikings</b>	7	0	0	7	—	14

Vikings—Krause 22 fumble recovery (Cox kick)  
 49ers—Witcher 24 pass from Brodie (Gossett kick)  
 49ers—Gossett 40 FG  
 49ers—Brodie 1 run (Gossett kick)  
 Vikings—Washington 24 pass from Cuozzo (Cox kick)

## 1970

**Dallas Cowboys 17, 49ers 10**  
**NFC Championship**  
**January 3 at Kezar Stadium**  
**(San Francisco, CA)**

QB John Brodie passed for 262 yards and one touchdown, but it wasn't enough as the Cowboys advanced to Super Bowl V with a 17-10 win over the 49ers at Kezar Stadium. RB Duane Thomas rushed for 143 yards and scored on a 13-yard run in the third quarter to put Dallas ahead 10-3. Later in the quarter QB Craig Morton connected with RB Walt Garrison on a five-yard toss to put the Cowboys up 17-3. San Francisco would add to its final score on its next possession with a 26-yard Brodie-to-WR Dick Witcher touchdown, capping an eight-play, 73-yard drive.

<b>Cowboys</b>	0	3	14	0	—	17
<b>49ers</b>	3	0	7	0	—	10

49ers—Gossett 16 FG  
 Cowboys—Clark 21 FG  
 Cowboys—Thomas 13 run (Clark kick)  
 Cowboys—Garrison 5 pass from Morton (Clark kick)  
 49ers—Witcher 26 pass from Brodie (Gossett kick)

## 1971

**49ers 24, Washington Redskins 20**  
**NFC Divisional Playoff**  
**December 26 at Candlestick Park**  
**(San Francisco, CA)**

QB John Brodie completed 10-of-19 passes for 176 yards and two touchdowns as San Francisco advanced to the NFC Championship Game with a 24-20 win over Washington at a wet and windy Candlestick Park. Brodie hit WR Gene Washington on a 78-yard play for his first touchdown of the game that helped tie the score at 10-10. On the next 49ers possession Brodie connected with WR Bob Windsor on a two-yard toss into the corner of the end zone that led to a 17-10 lead. The 49ers would insure the victory when DT Bob Hoskins pounced on an errant snap from center and recovered it for a touchdown with just under three minutes remaining in the game. LB Frank Nunley led the defensive effort with 11 tackles and a blocked field goal.

<b>Redskins</b>	7	3	3	7	—	20
<b>49ers</b>	0	3	14	7	—	24

Redskins—Smith 5 pass from Kilmer (Knight kick)  
 49ers—Gossett 23 FG  
 Redskins—Knight 40 FG  
 49ers—Washington 78 pass from Brodie (Gossett kick)  
 49ers—Windsor 2 pass from Brodie (Gossett kick)  
 Redskins—Knight 36 FG  
 49ers—Hoskins rec. fumble in end zone (Gossett kick)  
 Redskins—Brown 16 pass from Kilmer (Knight kick)

**Dallas Cowboys 14, 49ers 3**  
**NFC Championship**  
**January 2 at Texas Stadium**  
**(Irving, TX)**

San Francisco and Dallas combined for just 483 yards of total offense in a low-scoring affair at Texas Stadium. The Cowboys received rushing touchdowns from RB Calvin Hill and RB Duane Thomas as they posted a 14-3 win and earned a bid to Super Bowl VI. San Francisco was paced offensively by RB Vic Washington with 86 yards of total offense. QB John Brodie completed 14-of-30 passes for 184 yards, but was intercepted three times. DE Cedrick Hardman had a big game with 12 tackles, including two sacks. DE Tommy Hart and LB Frank Nunley had 11 tackles each.

<b>49ers</b>	0	0	3	0	—	3
<b>Cowboys</b>	0	7	0	7	—	14

Cowboys—Hill 1 run (Clark kick)  
 49ers—Gossett 28 FG  
 Cowboys—D. Thomas 2 run (Clark kick)

## 1972

**Dallas Cowboys 30, 49ers 28**  
**NFC Divisional Playoff**  
**December 23 at Candlestick Park**  
**(San Francisco, CA)**

QB Roger Staubach came off the bench to rally the Dallas Cowboys with two touchdown passes in the closing minutes of regulation to post a 30-28 come-from-behind win over the 49ers. Staubach connected with WR Billy Parks on a 20-yard touchdown with 1:30 remaining in the game. On the ensuing onside kick the Cowboys recovered and three plays later Staubach connected with WR Ron Sellers for the game winner. The outcome overshadowed several sparkling individual efforts for the 49ers. RB Vic Washington set a club record with his 97-yard touchdown return on the opening kickoff. RB Larry Schreiber also established a then club record by scoring three rushing touchdowns. LB Ed Beard led the Niners defense with 10 tackles while DE Cedrick Hardman added three sacks.

<b>Cowboys</b>	3	10	0	17	—	30
<b>49ers</b>	7	14	7	0	—	28

49ers—Washington 97 kickoff return (Gossett kick)  
 Cowboys—Fritsch 37 FG  
 49ers—Schreiber 1 run (Gossett kick)  
 49ers—Schrieber 1 run (Gossett kick)  
 Cowboys—Fritsch 45 FG  
 Cowboys—Alworth 28 pass from Morton (Fritsch kick)  
 49ers—Schreiber 1 run (Gossett kick)  
 Cowboys—Fritsch 27 FG  
 Cowboys—Parks 20 pass from Staubach (Fritsch kick)  
 Cowboys—Sellers 10 pass from Staubach (Fritsch kick)

## 1981

**49ers 38, New York Giants 24**  
**NFC Divisional Playoff**  
**January 3 at Candlestick Park**  
**(San Francisco, CA)**

San Francisco returned to the playoffs for the first time since 1972 and posted its first postseason win since 1971 with a 38–24 triumph over the visiting New York Giants. Aiding the 49ers cause was CB Ronnie Lott, who intercepted two passes, including one he returned 20 yards for a touchdown, and recorded five tackles. Offensively, the Niners were paced by QB Joe Montana, who completed 20-of-31 passes for 304 yards and two touchdowns. Montana hit TE Charle Young on an eight-yard toss in the first quarter and connected with WR Freddie Solomon on a 58-yard strike in the second. Solomon finished the day with six receptions for 107 yards. He was joined by WR Dwight Clark who had five receptions for 104 yards.

<b>Giants</b>	7	3	7	7	–	24
<b>49ers</b>	7	17	0	14	–	38

49ers—Young 8 pass from Montana (Wersching kick)  
 Giants—Gray 72 pass from Brunner (Danelo kick)  
 49ers—Wersching 22 FG  
 49ers—Solomon 58 pass from Montana (Wersching kick)  
 49ers—Patton 25 run (Wersching kick)  
 Giants—Danelo 48 FG  
 Giants—Perkins 59 pass from Brunnner (Danelo kick)  
 49ers—Ring 3 run (Wersching kick)  
 49ers—Lott 20 interception (Wersching kick)  
 Giants—Perkins 17 pass from Brunner (Danelo kick)

**49ers 28, Dallas Cowboys 27**  
**NFC Championship**  
**January 10 at Candlestick Park**  
**(San Francisco, CA)**

In the most memorable playoff game to date, the 49ers and Cowboys staged an epic battle. In what was a fitting end for some and a heartbreaking one for others, it was the 49ers who came out on top 28–27. QB Joe Montana capped a brilliant day with a six-yard touchdown pass to WR Dwight Clark late in the fourth quarter to overcome a six-point deficit. “The Catch,” as it would come to be known, capped a 13-play, 89-yard drive that took over four minutes off the clock. Montana finished the day with 286 yards on 22-of-35 passing and three touchdowns. Clark posted eight receptions for 120 yards and two touchdowns.

<b>Cowboys</b>	10	7	0	10	–	27
<b>49ers</b>	7	7	7	7	–	28

49ers—Solomon 8 pass from Montana (Wersching kick)  
 Cowboys—Septien 44 FG  
 Cowboys—Hill 26 pass from White (Septien kick)  
 49ers—Clark 20 pass from Montana (Wersching kick)  
 Cowboys—Dorsett 5 run (Septien kick)  
 49ers—Davis 2 run (Wersching kick)  
 Cowboys—Septien 22 FG  
 Cowboys—Cosbie 21 pass from White (Septien kick)  
 49ers—Clark 6 pass from Montana (Wersching kick)

**49ers 26, Cincinnati Bengals 21**  
**Super Bowl XVI**  
**January 24 at Silverdome**  
**(Pontiac, MI)**

QB Joe Montana accounted for two first half touchdowns and K Ray Wersching added two field goals as San Francisco built a 20–0 lead at the half and held on for a 26–21 victory over the Bengals for its first Super Bowl Championship. Montana scored on a one-yard run in the first quarter and in the second he led the team on a 12-play, 92-yard drive that resulted in an 11-yard scoring toss to FB Earl Cooper. For the game, Montana completed 14-of-22 passes for 157 yards. Wersching also had an impressive outing. The veteran kicker connected on all four field goal attempts in the game, hitting from 22, 26, 40 and 23 yards. The 49ers defense kept the potent Bengals attack in check for much of the game. Cincinnati QB Ken Anderson warmed up in the second half with three touchdowns, two of them on pass plays to TE Dan Ross, but two fourth quarter field goals by Wersching put the game out of reach. LB Jack Reynolds keyed the 49ers defense with seven tackles and one sack. LB Bob Leopold also recorded seven tackles and NT Archie Reese added six stops.

<b>49ers</b>	7	13	0	6	–	26
<b>Bengals</b>	0	0	7	14	–	21

49ers—Montana 1 run (Wersching kick)  
 49ers—Cooper 11 pass from Montana (Wersching kick)  
 49ers—Wersching 22 FG  
 49ers—Wersching 26 FG  
 Bengals—Anderson 5 run (Breech kick)  
 Bengals—Ross 4 pass from Anderson (Breech kick)  
 49ers—Wersching 40 FG  
 49ers—Wersching 23 FG  
 Bengals—Ross 3 pass from Anderson (Breech kick)

Lions—Murray 37 FG  
 49ers—Craig 1 run (Wersching kick)  
 49ers—Tyler 2 run (Wersching kick)  
 Lions—Murray 21 FG  
 Lions—Murray 54 FG  
 49ers—Wersching 19 FG  
 Lions—Sims 11 run (Murray kick)  
 Lions—Sims 3 run (Murray kick)  
 49ers—Solomon 14 pass from Montana (Wersching kick)

**Washington Redskins 24, 49ers 21**  
**NFC Championship**  
**January 8 at RFK Stadium**  
**(Washington, DC)**

Mark Moseley connected on a 25-yard field goal with 40 seconds remaining to hand San Francisco a heartbreaking 24–21 defeat in the NFC Championship Game at RFK Stadium. The defeat was especially hard to swallow after the 49ers fought back from a 21–0 deficit with 21 fourth-quarter points. QB Joe Montana hit WR Mike Wilson on a five-yard scoring strike 30 seconds into the fourth, snapping the shutout. On the next 49ers possession, Montana hit WR Freddie Solomon on a 76-yard bomb to pull within seven at 21–14. The Redskins went three-and-out on their next possession, which led to another Montana-to-Wilson touchdown and a tie ballgame. Unfortunately for the 49ers, the Redskins would launch a six-minute drive that led to the Moseley field goal and the end of the season. Montana finished the game with his typically excellent numbers: 27-of-48 for 347 yards and three touchdowns. Solomon caught eight passes for 106 yards and one touchdown. DT Pete Kugler led the defensive charge with 10 tackles. He was joined by S Carlton Williamson with eight tackles and LBs Riki Ellison and Keena Turner had six stops each.

<b>49ers</b>	0	0	0	21	–	21
<b>Redskins</b>	0	7	14	3	–	24

Redskins—Riggins 4 run (Moseley kick)  
 Redskins—Riggins 1 run (Moseley kick)  
 Redskins—Brown 70 pass from Theismann (Moseley kick)  
 49ers—Wilson 5 pass from Montana (Wersching kick)  
 49ers—Solomon 76 pass from Montana (Wersching kick)  
 49ers—Wilson 12 pass from Montana (Wersching kick)  
 Redskins—Moseley 25 FG

## 1983

**49ers 24, Detroit Lions 23**  
**NFC Divisional Playoff**  
**December 31 at Candlestick Park**  
**(San Francisco, CA)**

WR Freddie Solomon caught a 14-yard touchdown pass from QB Joe Montana with two minutes remaining to give San Francisco a 24–23 win over the visiting Detroit Lions and earn a berth in the NFC Championship Game. San Francisco's defense kept the team alive on several occasions, intercepting Detroit QB Gary Danielson five times. LB Riki Ellison had two interceptions while LB Keena Turner, S Dwight Hicks and CB Ronnie Lott had one apiece. RB Wendell Tyler and RB Roger Craig each scored a touchdown for San Francisco. Tyler rushed for 74 yards on 17 carries and also caught two passes for 15 yards. Craig led the Niners in receiving with seven receptions for 61 yards.

<b>Lions</b>	3	6	0	14	–	23
<b>49ers</b>	7	7	3	7	–	24



## 1984

**49ers 21, New York Giants 10**  
**NFC Divisional Playoff**  
**December 29 at Candlestick Park**  
**(San Francisco, CA)**

QB Joe Montana rushed for 63 yards, passed for 309 yards and the 49ers earned a date in the NFC Championship Game with a 21–10 win over the New York Giants. San Francisco drew first blood when Montana hooked up with his favorite target, WR Dwight Clark, on a 21-yard scoring toss just three minutes into the first quarter. Clark would finish the day with 112 yards on nine receptions. On the Giants next possession, it was S Ronnie Lott who intercepted a QB Phil Simms pass and returned it 38 yards to the New York 12-yard line. Two plays later, Montana hit TE Russ Francis on a nine-yard strike to extend the lead to 14–0. New York would pull within three following LB Harry Carson's interception and touchdown return off a tipped Montana pass seven minutes into the second quarter. Three minutes later, the 49ers answered when Montana hit WR Freddie Solomon on a 29-yard scoring completion to put San Francisco up 21–10. DE Fred Dean recorded seven tackles and two sacks for the inspired 49ers defense. LB Jack Reynolds added five tackles.

<b>Giants</b>	0	10	0	0	–	10
<b>49ers</b>	14	7	0	0	–	21

49ers— Clark 21 pass from Montana (Wersching kick)  
 49ers— Francis 9 pass from Montana (Wersching kick)  
 Giants— Haji–Sheikh 46 FG  
 Giants— Carson 14 interception return (Haji–Sheikh kick)  
 49ers— Solomon 29 pass from Montana (Wersching kick)

**49ers 23, Chicago Bears 0**  
**NFC Championship**  
**January 6 at Candlestick Park**  
**(San Francisco, CA)**

San Francisco advanced to Super Bowl XIX with a 23–0 win over the visiting Chicago Bears. The story of the day was the 49ers defense that recorded nine sacks and held the Bears to 186 yards of total offense. Leading the charge for the defense were DE Gary Johnson and DT Michael Carter. Neither Johnson nor Carter were starters in the game, yet they led the squad with two sacks and six tackles each. LB Riki Ellison recorded a team-high eight tackles. Offensively, San Francisco was led by QB Joe Montana and RB Wendell Tyler. Montana threw for 233 yards and one touchdown, a 10-yard toss to WR Freddie Solomon in the fourth quarter. Tyler had 68 yards on 10 carries and scored on a nine-yard jaunt early in the third quarter.

<b>Bears</b>	0	0	0	0	–	0
<b>49ers</b>	3	3	7	10	–	23

49ers— Wersching 21 FG  
 49ers— Wersching 22 FG  
 49ers— Tyler 9 run (Wersching kick)  
 49ers— Solomon 10 pass from Montana (Wersching kick)  
 49ers— Wersching 34 FG

**49ers 38, Miami Dolphins 16**  
**Super Bowl XIX**  
**January 20 at Stanford Stadium**  
**(Palo Alto, CA)**

QB Joe Montana passed for 331 yards and accounted for four touchdowns to lead San Francisco to a 38–16 win over the Miami Dolphins. For his efforts, Montana was named Super Bowl MVP for the second time in his career. The game was played at nearby Stanford Stadium in Palo Alto in front of 84,059 fans. Montana's first touchdown of the day came on a 33-yard strike to RB Carl Monroe late in the first quarter. He followed that with an eight-yard scoring toss to RB Roger Craig in the second quarter. On the next 49ers possession, Montana added his third score of the day, this time taking it in himself on a six-yard run. His fourth and final score came on a 16-yard pass to Craig midway through the third quarter. Craig also had an impressive day totaling 135 yards of total offense and added two scores. San Francisco rolled up an impressive 537 yards of total offense in the game, including 211 rushing yards. S Carlton Williamson and CB Eric Wright each intercepted a QB Dan Marino pass. LB Keena Turner led the team with six tackles.

<b>Dolphins</b>	10	6	0	0	–	16
<b>49ers</b>	7	21	10	0	–	38

Dolphins— von Schamann 37 FG  
 49ers— Monroe 33 pass from Montana (Wersching kick)  
 Dolphins— Johnson 2 pass from Marino (von Schamann kick)  
 49ers— Craig 8 pass from Montana (Wersching kick)  
 49ers— Montana 6 run (Wersching kick)  
 49ers— Craig 2 run (Wersching kick)  
 Dolphins— von Schamann 31 FG  
 Dolphins— von Schamann 30 FG  
 49ers— Wersching 27 FG  
 49ers— Craig 16 pass from Montana (Wersching kick)

## 1985

**New York Giants 17, 49ers 3**  
**NFC Wild Card**  
**December 28 at Giants Stadium**  
**(Meadowlands, NJ)**

San Francisco posted more yards of total offense than the host Giants, yet it wasn't enough as New York rolled up a 17–3 win in the NFC Wild Card Game. QB Joe Montana completed 26-of-47 passes for 296 yards for the 49ers in the losing effort. WR Dwight Clark caught a postseason career-high eight passes for 120 yards. The Giants were led by RB Joe Morris who gained 141 yards on the ground and QB Phil Simms who passed for 181 yards and two touchdowns. Defensively, San Francisco was paced by LB Keena Turner with seven tackles and S Ronnie Lott, who added five stops.

<b>49ers</b>	0	3	0	0	–	3
<b>Giants</b>	3	7	7	0	–	17

Giants— Schubert 47 FG  
 Giants— Bavaro 18 pass from Simms (Schubert kick)  
 49ers— Wersching 21 FG  
 Giants— Hasselbeck 3 pass from Simms (Schubert kick)

## 1986

**New York Giants 49, 49ers 3**  
**NFC Divisional Playoff**  
**January 4 at Giants Stadium**  
**(Meadowlands, NJ)**

QB Phil Simms threw four touchdown passes and RB Joe Morris rushed for 159 yards as the New York Giants defeated San Francisco for the second consecutive season in a playoff game at Giants Stadium. San Francisco was held to 29 yards on the ground and 184 yards of total offense by a Giants defense led by LB Lawrence Taylor and LB Harry Carson. Carson posted nine tackles and Taylor returned an interception 34 yards for a touchdown. Simms threw four touchdown passes and Morris rushed for 159 yards and two scores to lead a potent New York offense.

<b>49ers</b>	3	0	0	0	–	3
<b>Giants</b>	7	21	21	0	–	49

Giants— Bavaro 24 pass from Simms (Allegre kick)  
 49ers— Wersching 26 FG  
 Giants— Morris 45 run (Allegre kick)  
 Giants— Johnson 15 pass from Simms (Allegre kick)  
 Giants— Taylor 34 interception return (Allegre kick)  
 Giants— McConkey 28 pass from Simms (Allegre kick)  
 Giants— Mowat 29 pass from Simms (Allegre kick)  
 Giants— Morris 2 run (Allegre kick)

## 1987

**Minnesota Vikings 36, 49ers 24**  
**NFC Divisional Playoff**  
**January 9 at Candlestick Park**  
**(San Francisco, CA)**

Minnesota WR Anthony Carter and K Chuck Nelson each established NFL postseason records as the Vikings posted a 36–24 win over hometown San Francisco at Candlestick Park. Carter caught 10 passes from QB Wade Wilson for an NFL postseason record 227 yards. Carter broke the old record of 198 yards that was set by E Tom Fears of the Los Angeles Rams in 1950 against the Chicago Bears. Nelson set his record by kicking five field goals, breaking the old mark of four that was done eight times. San Francisco was led offensively by QB Steve Young, who spelled QB Joe Montana early in the second half. Young completed 12-of-17 passes for 158 yards and one touchdown. He also ran for a team-high 72 yards on six carries and had a five-yard touchdown run.

<b>Vikings</b>	3	17	10	6	–	36
<b>49ers</b>	3	0	14	7	–	24

Vikings— Nelson 21 FG  
 49ers— Wersching 43 FG  
 Vikings— Hilton 7 pass from Wilson (Nelson kick)  
 Vikings— Nelson 23 FG  
 Vikings— Rutland 45 interception return (Nelson kick)  
 49ers— Fuller 48 interception return (Wersching kick)  
 Vikings— Jones 5 pass from Wilson (Nelson kick)  
 49ers— Young 5 run (Wersching kick)  
 Vikings— Nelson 40 FG  
 Vikings— Nelson 46 FG  
 49ers— Frank 16 pass from Young (Wersching kick)  
 Vikings— Nelson 23 FG



## 1988

**49ers 34, Minnesota Vikings 9**  
**NFC Divisional Playoff**  
**January 1 at Candlestick Park**  
**(San Francisco, CA)**

RB Roger Craig and WR Jerry Rice entered the NFL record books as the 49ers advanced to the NFC Championship Game with a convincing 34–9 win over the visiting Minnesota Vikings at Candlestick. Rice set a record, that he shares with five other players, with three touchdown receptions. He scored on receptions of two, four and 11 yards, all thrown by QB Joe Montana. Rice closed the day with five receptions for 61 yards. Craig entered the record book courtesy of his 80–yard touchdown run in the fourth quarter. The run was the longest touchdown run and the longest run from scrimmage in team postseason history. Craig broke the old record established by RB Marcus Allen with his 74–yard touchdown run against the Washington Redskins in 1983. Craig finished the day with 135 yards on 21 carries and two touchdowns. The 49ers defense also posted a strong day, recording six sacks, two interceptions and one fumble recovery. S Ronnie Lott had a big day with four tackles, two interceptions and three passes defended. DE Larry Roberts recorded two and a half sacks.

<b>Vikings</b>	3	0	6	0	–	9
<b>49ers</b>	7	14	0	13	–	34

Vikings— Nelson 47 FG  
 49ers— Rice 2 pass from Montana (Cofer kick)  
 49ers— Rice 4 pass from Montana (Cofer kick)  
 49ers— Rice 11 pass from Montana (Cofer kick)  
 Vikings— H. Jones 5 pass from Wilson (Nelson kick)  
 49ers— Craig 4 run (Cofer kick)  
 49ers— Craig 80 run (Cofer kick)

**49ers 28, Chicago Bears 3**  
**NFC Championship**  
**January 8 at Soldier Field**  
**(Chicago, IL)**

Game time temperatures were in the teens and the wind chill was 26 below zero, but the San Francisco 49ers were hot, as they rolled to a 28–3 win over the Chicago Bears at Soldier Field. QB Joe Montana hit WR Jerry Rice on a 61–yard scoring toss in the first quarter and a 27–yard scoring toss in the second as the 49ers took a 14–3 lead into the half. In the third quarter, it was again the mastery of Montana, who connected with TE John Frank on a five–yard touchdown pass to extend the lead to 21–3. FB Tom Rathman capped a solid day with a four–yard burst into the end zone with 8:07 remaining in the fourth quarter. Rathman finished with 36 yards rushing and caught five passes for 51 yards. The San Francisco defensive charge was led by LB Mike Walter, who posted a game–high 11 tackles and forced a fumble. S Jeff Fuller recorded nine tackles and intercepted a pass. Offensively, Rice finished with 11 receptions for 133 yards and two touchdowns while Montana completed 17–of–27 passes for 288 yards.

<b>49ers</b>	7	7	7	7	–	28
<b>Bears</b>	0	3	0	0	–	3

49ers— Rice 61 pass from Montana (Cofer kick)  
 49ers— Rice 27 pass from Montana (Cofer kick)  
 Bears— Butler 25 FG  
 49ers— Frank 5 pass from Montana (Cofer kick)  
 49ers— Rathman 4 run (Cofer kick)

**49ers 20, Cincinnati Bengals 16**  
**Super Bowl XXIII**  
**January 22 at Joe Robbie Stadium**  
**(Miami, FL)**

In what proved to be the most exciting Super Bowl game of the decade, it was the play of a collected veteran that delivered San Francisco its third NFL Championship. QB Joe Montana connected on 23–of–36 passes for 357 yards, but no completion would be more important than his last. The game opened at a stand still with neither team having any ability to move the ball offensively. San Francisco opened the scoring on a 41–yard field goal by K Mike Cofer late in the first quarter. The Bengals responded with K Jim Breech's 34–yard field goal and the teams headed to the half locked in a 3–3 tie. The third quarter began with the teams trading field goals before the Bengals broke the touchdown drought. Following a 49ers field goal, Cincinnati KR Stanford Jennings took the Cofer kickoff and returned it 93 yards for a touchdown. It didn't take long for San Francisco to respond. Montana hit WR Jerry Rice for a 31–yard completion and followed that with a swing pass that RB Roger Craig turned into a 40–yard gain. Two plays and 16 seconds later, Montana found Rice in the corner of the end zone for a 10–yard touchdown. An 11–play, 46–yard drive by the Bengals resulted in a 46–yard field goal by Breech, giving Cincinnati a 16–13 lead and leaving the 49ers just 3:20 on the clock. San Francisco received the kickoff and returned it to the 20, but a penalty moved the ball back to the eight–yard line. What happened next is legendary. Montana connected on five consecutive passes to move the ball to the Bengals 35. A holding penalty moved the ball back 10 yards, but Montana responded with a 27–yard completion to Rice and another first down. A quick hit to Craig followed by a timeout left the Niners with second and two from the Bengals 10–yard line. Following the timeout, Montana hit WR John Taylor in the middle of the end zone for a touchdown and San Francisco had its third Super Bowl title of the decade.

<b>Bengals</b>	0	3	10	3	–	16
<b>49ers</b>	3	0	3	14	–	20

49ers— Cofer 41 FG  
 Bengals— Breech 34 FG  
 Bengals— Breech 43 FG  
 49ers— Cofer 32 FG  
 Bengals— Jennings 93 kickoff return (Breech kick)  
 49ers— Rice 14 pass from Montana (Cofer kick)  
 Bengals— Breech 40 FG  
 49ers— Taylor 10 pass from Montana (Cofer kick)

## 1989

**49ers 41, Minnesota Vikings 13**  
**NFC Divisional Playoff**  
**January 6 at Candlestick Park**  
**(San Francisco, CA)**

QB Joe Montana threw four touchdown passes and RB Roger Craig rushed for 118 yards as the 49ers advanced to the NFC Championship Game with a convincing 41–13 win over the visiting Minnesota Vikings at Candlestick Park. The Vikings opened the scoring on a K Rich Karlis field goal nine minutes into the first quarter, but from that point on it was all San Francisco. The 49ers erupted for 28 consecutive points before halftime to put the game away early. Just 20 seconds after the Vikings initial score, Montana connected with WR Jerry Rice for the first of his four touchdown passes of the afternoon. The play started simply enough before, in true Rice fashion, he turned a seven–yard gain into a 72–yard touchdown. Following an interception by S Chet Brooks, Montana hit TE Brent Jones for an eight–yard touchdown pass and the rout was on. Montana would add touchdown passes to WR John Taylor and another to Rice before handing the game over to reserve QB Steve Young. On the day, Montana completed 17–of–24 passes for 241 yards. The 49ers defense would also contribute a score, courtesy of S Ronnie Lott, who intercepted a QB Tommy Kramer pass and returned it 58 yards for a touchdown.

<b>Vikings</b>	3	0	3	7	–	13
<b>49ers</b>	7	20	0	14	–	41

Vikings— Karlis 38 FG  
 49ers— Rice 72 pass from Montana (Cofer kick)  
 49ers— Jones 8 pass from Montana (Cofer kick)  
 49ers— Taylor 8 pass from Montana (kick failed)  
 49ers— Rice 13 pass from Montana (Cofer kick)  
 Vikings— Karlis 44 FG  
 49ers— Lott 58 interception return (Cofer kick)  
 49ers— Craig 4 run (Cofer kick)  
 Vikings— Fenney 3 run (Kalis kick)

**49ers 30, Los Angeles Rams 3**  
**NFC Championship**  
**January 14 at Candlestick Park**  
**(San Francisco, CA)**

The 49ers defense intercepted QB Jim Everett three times and held the Los Angeles Rams to 156 yards of total offense as San Francisco earned its fourth trip to the Super Bowl of the decade with a 30–3 win at Candlestick Park in the NFC Championship Game. San Francisco QB Joe Montana was superb in his direction of the 49ers offense, completing 26–of–30 passes for 262 yards and two touchdowns. His first touchdown pass of the game came with 11:27 remaining in the second quarter when he hit TE Brent Jones on a 20–yard strike to give the 49ers a 7–3 lead. CB Tim McKyer intercepted an Everett pass giving the 49ers possession at the Los Angeles 27–yard line. A five–play drive culminated in a one–yard touchdown run by RB Roger Craig. It wouldn't take long for San Francisco to strike again. Gaining possession with 3:10 remaining in

## 1990

### 49ers 28, Washington Redskins 10 NFC Divisional Playoff January 12 at Candlestick Park (San Francisco, CA)

the second, Montana calmly directed a 14-play, 97-yard drive that ended with an 18-yard scoring toss to WR John Taylor. K Mike Cofer accounted for the final nine points on three field goals in the second half. Offensively, Montana was joined by Craig, who rushed for 94 yards on 24 carries. WR Jerry Rice caught six passes for 55 yards and FB Tom Rathman added 63 yards rushing and 48 yards receiving.

<b>Rams</b>	3	0	0	0	—	3
<b>49ers</b>	0	21	3	6	—	30

Rams—Lansford 23 FG  
49ers—Jones 20 pass from Montana (Cofer kick)  
49ers—Craig 1 run (Cofer kick)  
49ers—Taylor 18 pass from Montana (Cofer kick)  
49ers—Cofer 28 FG  
49ers—Cofer 36 FG  
49ers—Cofer 25 FG

### 49ers 55, Denver Broncos 10 Super Bowl XXIV January 28 at Louisiana Superdome (New Orleans, LA)

WR Jerry Rice scored three touchdowns, FB Tom Rathman scored twice and QB Joe Montana earned his third Super Bowl MVP award as the San Francisco 49ers cruised to their fourth NFL Championship of the decade with a resounding 55–10 win over the Denver Broncos. The game was played before a crowd of 72,919 at the Louisiana Superdome in New Orleans, LA. Rice scored on touchdown catches of 20, 38 and 28 yards en route to a seven-reception, 148-yard outing. Rathman scored his two touchdowns on runs of one and three yards. The real story of the game was the play of Montana. He completed a sensational 22-of-29 passes for 297 yards and five touchdowns. He was masterful in his direction of the 49ers offense, leading the team on scoring drives of 66, 69 and 71 yards. The 49ers defense proved to be as devastating as the offense. San Francisco harassed Denver QB John Elway all game, intercepting him twice and sacking him on six occasions. DE Daniel Stubbs led the way with two sacks and was joined by four others who had one sack each. DE Kevin Fagan had six tackles and LB Matt Millen added five.

<b>49ers</b>	13	14	14	14	—	55
<b>Broncos</b>	3	0	7	0	—	10

49ers—Rice 20 pass from Montana (Cofer kick)  
Broncos—Treadwell 42 FG  
49ers—Jones 7 pass from Montana (kick failed)  
49ers—Rathman 1 run (Cofer kick)  
49ers—Rice 38 pass from Montana (Cofer kick)  
49ers—Rice 28 pass from Montana (Cofer kick)  
49ers—Taylor 35 pass from Montana (Cofer kick)  
Broncos—Elway 3 run (Treadwell kick)  
49ers—Rathman 3 run (Cofer kick)  
49ers—Craig 1 run (Cofer kick)

QB Joe Montana completed 22-of-31 passes for 274 yards and two touchdowns as San Francisco advanced to the NFC Championship Game with a 28–10 win over the visiting Washington Redskins. The Redskins opened the scoring on a 31-yard touchdown reception from QB Mark Rypien to WR Art Monk. The 49ers answered with a one-yard touchdown run by FB Tom Rathman that capped an eight-play, 74-yard drive to tie the score at 7–7. Washington added a 44-yard field goal by K Chip Lohmiller just before the end of the first quarter to take a 10–7 lead. That would be all of the scoring for the Redskins as the 49ers would reel off 21 consecutive points over the next three quarters. Montana hit WR Jerry Rice on a 10-yard strike to complete a 10-play drive, giving San Francisco its first lead of the game four minutes into the second quarter. Five minutes later, the 49ers would extend their lead to 21–10 thanks to an eight-yard touchdown pass from Montana to WR Mike Sherrard. It was the 49ers defense that would cap the scoring for the day. Following a scoreless third quarter, DT Michael Carter intercepted a Rypien pass that had been tipped by DE Charles Haley and returned it 61 yards for a touchdown. CB Don Griffin and DE Kevin Fagan had seven tackles each to lead the 49ers defense.

<b>Redskins</b>	10	0	0	0	—	10
<b>49ers</b>	7	14	0	7	—	28

Redskins—Monk 31 pass from Rypien (Lohmiller kick)  
49ers—Rathman 1 run (Cofer kick)  
Redskins—Lohmiller 44 FG  
49ers—Rice 10 pass from Montana (Cofer kick)  
49ers—Sherrard 8 pass from Montana (Cofer kick)  
49ers—Carter 61 interception return (Cofer kick)

### New York Giants 15, 49ers 13 NFC Championship January 20 at Candlestick Park (San Francisco, CA)

Kickers and defense were the story of the day at Candlestick as the Giants used five field goals from K Matt Bahr and the Giants defense held San Francisco to 39 yards on the ground to defeat the 49ers 15–13. In the first two quarters, it was Bahr and 49ers K Mike Cofer who provided all the scoring. Bahr connected on a pair of field goals from 28 and 42 yards out. Cofer added field goals of 47 and 35 yards, and the teams entered the half in a 6–6 tie. San Francisco opened the scoring in the third quarter on a 61-yard touchdown pass to WR John Taylor from QB Joe Montana to take a 13–6 lead. From that point on, it was all New York and Matt Bahr. Bahr kicked field goals of 46 and 38 yards to pull the Giants within one at 13–12 with 5:47 remaining. San Francisco took over at its own 20-yard line, but five plays later DT Erik Howard forced a 49ers fumble and LB Lawrence Taylor recovered at

the Giants 43-yard line with 2:36 remaining. A pair of QB Jeff Hostetler completions to TE Mark Bavaro and WR Stephen Baker had the Giants in field goal range at the 49ers 29-yard line with 1:10 remaining in the contest. Three plays later Bahr added his fifth field goal of the day, this one from 42 yards away, as time expired. Montana completed 18-of-26 passes for 190 yards and one touchdown. Taylor caught two passes for 75 yards, including the 61-yard touchdown. WR Jerry Rice added five catches for 54 yards. Defensively, San Francisco was led by LB Bill Romanowski's seven tackles. DT Jim Burt, DT Pierce Holt and DE Charles Haley added one sack each.

<b>Giants</b>	3	3	3	6	—	15
<b>49ers</b>	3	3	7	0	—	13

49ers—Cofer 47 FG  
Giants—Bahr 28 FG  
Giants—Bahr 42 FG  
49ers—Cofer 35 FG  
49ers—Taylor 61 pass from Montana (Cofer kick)  
Giants—Bahr 46 FG  
Giants—Bahr 38 FG  
Giants—Bahr 42 FG

## 1992

### 49ers 20, Washington Redskins 13 NFC Divisional Playoff January 9 at Candlestick Park (San Francisco, CA)

QB Steve Young threw for 227 yards, including two touchdown passes, and rushed for an additional 73 yards to lead San Francisco to a hard fought 20–13 win over the visiting Redskins at Candlestick Park. Young tossed a five-yard touchdown pass to WR John Taylor to open the scoring at the 11:48 mark of the first quarter. The teams traded field goals, and then Young hit TE Brent Jones on a 16-yard scoring strike and K Mike Cofer added the extra point to give San Francisco a 17–3 lead at halftime. The Redskins answered with 10 consecutive points on a K Chip Lohmiller field goal and a QB Mark Rypien one-yard touchdown plunge to cut the 49ers lead to 17–13. The locals responded with a 14-play, 59-yard drive that resulted in a 33-yard Cofer field goal with 2:22 remaining. The San Francisco defense did the rest, sacking Rypien four times on its final drive before forcing the Redskins to turn the ball over on downs. DT Pierce Holt had four tackles, including three sacks, to pace a determined Niners defense. CB Don Griffin posted a team-high six stops in the victory.

<b>Redskins</b>	3	0	3	7	—	13
<b>49ers</b>	7	10	0	3	—	20

49ers—Taylor 5 pass from Young (Cofer kick)  
Redskins—Lohmiller 19 FG  
49ers—Cofer 23 FG  
49ers—Jones 16 pass from Young (Cofer kick)  
Redskins—Lohmiller 32 FG  
Redskins—Rypien 1 run (Lohmiller kick)  
49ers—Cofer 33 FG

## 1992

**Dallas Cowboys 30, 49ers 20**  
**NFC Championship**  
**January 17 at Candlestick Park**  
**(San Francisco, CA)**

QB Troy Aikman completed 24-of-34 passes for 322 yards and two touchdowns as the Cowboys claimed a 30-20 win over the 49ers. The game was played before 64,920 fans at a rainy Candlestick Park. Dallas opened the scoring with a 20-yard field goal by K Lin Elliott. The 49ers answered with a one-yard run by QB Steve Young to take a 7-3 lead after the first quarter. Cowboy RB Emmitt Smith scored the first of his two touchdowns on a four-yard run at the 5:05 mark of the second quarter to put Dallas up 10-7. San Francisco tied the score three minutes later on a 28-yard field goal by K Mike Cofer. FB Daryl Johnston scored the first points of the second half on a three-yard run at the 10:45 mark of the third quarter to put the Cowboys ahead 17-10. Cofer added a field goal for the 49ers to make the score 17-13 heading into the fourth quarter. It was a battle between Aikman and Young in the fourth. Aikman hit Smith on a 16-yard scoring strike at the 12:25 mark, extending the Dallas lead to 24-13. Young answered back with a nine play, 93-yard drive resulting in a five-yard scoring toss to WR Jerry Rice to trim the Cowboys lead to 24-20. It didn't take long for Dallas to respond. On a first and 10 from their own 21, Aikman hit WR Alvin Harper on a crossing pattern that Harper turned into a 70-yard completion. Three plays later Aikman hit WR Kelvin Martin for a six-yard touchdown to secure the win. Rice had an outstanding day receiving, finishing with eight catches for 123 yards and one touchdown. Young completed 25-of-35 passes for 313 yards and one touchdown. CB Eric Davis had six tackles to lead the 49ers defense. DT Ted Washington and DE Kevin Fagan had two sacks each.

<b>Cowboys</b>	3	7	7	13	-	30
<b>49ers</b>	7	3	3	7	-	20

Cowboys— Elliott 20 FG  
 49ers— Young 1 run (Cofer kick)  
 Cowboys— Smith 4 run (Elliott kick)  
 49ers— Cofer 28 FG  
 Cowboys— Johnston 3 run (Elliott kick)  
 49ers— Cofer 42 FG  
 Cowboys— Smith 16 pass from Aikman (Elliott kick)  
 49ers— Rice 5 pass from Young (Cofer kick)  
 Cowboys— Martin 6 pass from Aikman (kick blocked)

## 1993

**49ers 44, New York Giants 3**  
**NFC Divisional Playoff**  
**January 15 at Candlestick Park**  
**(San Francisco, CA)**

It was a wattered down 49ers attack at Candlestick Park as RB Ricky Watters established an NFL single-game playoff record with five rushing touchdowns in the 44-3 win over the visting New York Giants. Watters scored on runs of one, one, two, six and two yards as he compiled 118 rushing yards on 24 carries. He also caught a team-high five passes for 46 yards from QB Steve Young, who finished the day completing 17-of-22 passes for 226 yards in the victory. The 49ers defense stepped up their play in the win as well. New York was held to 194 total yards, with only 41 yards rushing. DT Dana Stubblefield had two sacks and LB Bill Romanowski added a team-high five tackles. The game was marked by several milestone events: Attendance of 67,143 set a 49ers and Candlestick Park record (since broken), 44 points are most scored by 49ers in an NFC Playoff Game, Watters sets NFL single-game record for postseason rushing touchdowns (5), postseason touchdowns (5) and points scored (30).

<b>Giants</b>	0	3	0	0	-	3
<b>49ers</b>	9	14	14	7	-	44

49ers— Watters 1 run (kick failed)  
 49ers— Cofer 29 FG  
 49ers— Watters 1 run (Cofer kick)  
 49ers— Watters 2 run (Cofer kick)  
 Giants— Treadwell 25 FG  
 49ers— Watters 6 run (Cofer kick)  
 49ers— Watters 2 run (Cofer kick)  
 49ers— Logan 2 run (Cofer kick)

**Dallas Cowboys 38, 49ers 21**  
**NFC Championship**  
**January 23 at Texas Stadium**  
**(Irving, TX)**

The Cowboys broke a 7-7 tie by scoring 21 unanswered points in the second quarter and that proved to be the difference in their 38-21 win over the visiting 49ers. The game was played before 64,902 at Texas Stadium. The Cowboys opened the scoring on a five-yard touchdown run by RB Emmit Smith at 8:14 of the first quarter. San Francisco responded with a seven-yard touchdown reception by FB Tom Rathman from QB Steve Young early in the second quarter to tie the score. That would be as close as the 49ers would get, as Dallas answered with a 21-point outburst in the final 10 minutes of the second quarter to take a 28-7 halftime lead. San Francisco scored its second touchdown of the game at the 5:47 mark of the third quarter. RB Ricky Watters capped a six-play, 43-yard drive with a four-yard scamper into the end zone. Dallas sealed the game by scoring 10 consecutive points on a 42-yard touchdown reception by WR Alvin Harper from reserve QB Bernie Kosar and adding a 50-yard field goal from K Eddie Murray. The 49ers would add another touchdown on a one-yard plunge by Young, capping a 17-play,

94-yard drive. San Francisco was paced offensively by Young, who completed 27-of-45 passes for 287 yards and one touchdown.

<b>49ers</b>	0	7	7	7	-	21
<b>Cowboys</b>	7	21	7	3	-	38

Cowboys— Smith 5 run (Murray kick)  
 49ers— Rathman 7 pass from Young (Cofer kick)  
 Cowboys— Johnston 4 run (Murray kick)  
 Cowboys— Smith 11 pass from Aikman (Murray kick)  
 Cowboys— Novacek 19 pass from Aikman (Murray kick)  
 49ers— Watters 4 run (Cofer kick)  
 Cowboys— Harper 42 pass from Kosar (Murray kick)  
 Cowboys— Murray 50 FG  
 49ers— Young 1 run (Cofer kick)

## 1994

**49ers 44, Chicago Bears 15**  
**NFC Divisional Playoff**  
**January 7 at Candlestick Park**  
**(San Francisco, CA)**

FB William Floyd rushed for three touchdowns and the 49ers defense held Chicago to just 247 yards in a 44-15 rout of the Bears. Floyd's three scores established him as the first rookie to hit paydirt three times in an NFL playoff game. The Bears actually took an early 3-0 lead on a 39-yard field goal by K Kevin Butler. The Niners bounced back, however, lighting up the scoreboard for 37 unanswered points to put the game away. San Francisco's first points were the result of a 13-play, 68-yard drive that ended with a two-yard run by Floyd. CB Eric Davis then intercepted QB Steve Walsh on the Bears next possession and moments later, QB Steve Young connected with TE Brent Jones for an eight-yard scoring play. The Niners continued to roll in the second quarter, increasing the lead to 30-3 at the half on touchdown runs by Floyd and Young, sandwiched around a K Doug Brien field goal. Floyd's third touchdown of the game midway through the third quarter increased the lead to 37-3 and completed the afternoon's work for many of the San Francisco starters. LB Gary Plummer led a spirited defensive effort, tying the 49ers single-game postseason record with 13 tackles. The 49ers defense also sacked Chicago quarterbacks four times, led by DE Tim Harris' two.

<b>49ers</b>	7	23	7	7	-	44
<b>Bears</b>	3	0	0	12	-	15

Bears— Butler 39 FG  
 49ers— Floyd 2 run (Brien kick)  
 49ers— Jones 8 pass from Young (kick failed)  
 49ers— Floyd 4 run (Brien kick)  
 49ers— Brien 36 FG  
 49ers— Young 6 run (Brien kick)  
 49ers— Floyd 1 run (Brien kick)  
 Bears— Flanigan 2 pass from Kramer (pass failed)  
 49ers— Walker 1 run (Brien kick)  
 Bears— Tillman 1 run (pass failed)



## 49ers 38, Dallas Cowboys 28 NFC Championship

January 15 at Candlestick Park  
(San Francisco, CA)

CB Eric Davis returned an interception 44 yards for a touchdown and forced a fumble that San Francisco converted into another touchdown. Those plays set the stage for a defensive effort that produced five takeaways in San Francisco's 38–28 NFC Championship Game win over the Dallas Cowboys. The game was played before a Candlestick Park–record 69,143 (since broken). On the third play of the game, Davis, playing a disguised zone coverage, stepped in front of a QB Troy Aikman pass and sprinted to the end zone. Three plays later, he stripped the ball from WR Michael Irvin and S Tim McDonald recovered. Five plays later, QB Steve Young hit FB Ricky Watters in the flat on a play that produced a 29–yard touchdown and a 14–0 lead. The ensuing kickoff saw 49ers RB Adam Walker jar the ball loose from Dallas returner Kevin Williams and K Doug Brien recovered the fumble. It took seven plays before FB William Floyd plunged in from the one to make it 21–0 with 7:33 remaining in the first quarter. Dallas began its comeback on the next series. Facing third and 23 from the San Francisco 44, Aikman hit Irvin for a touchdown that cut the score to 21–7. Following a Brien field goal of 34 yards, RB Emmitt Smith capped a 63–yard drive with a four–yard run that narrowed the gap to 24–14. The crucial point in the game came seconds before the first half expired. With eight seconds remaining, Young found WR Jerry Rice for a 28–yard score, giving the 49ers a 31–14 lead heading into the locker room. The teams traded touchdowns in the second half with the 49ers holding off a strong Dallas charge in the fourth quarter. Young completed 13–of–29 passes for 155 yards and two touchdowns. He also rushed for 47 yards and another score. Watters led the ground game, compiling 72 yards, while TE Brent Jones and Floyd each had three receptions. Defensively, LB Ken Norton Jr. paced the squad with 10 tackles, while Davis and McDonald added seven. Davis also had two interceptions and a forced fumble. CB Deion Sanders had an interception, along with five passes defended, while DT Rhett Hall and DE Tim Harris each had two sacks.

<b>49ers</b>	21	10	7	0	–	38
<b>Cowboys</b>	7	7	7	7	–	28

49ers— Davis 44 interception return (Brien kick)  
 49ers— Watters 29 pass from Young (Brien kick)  
 49ers— Floyd 1 run (Brien kick)  
 Cowboys— Irvin 44 pass from Aikman (Boniol kick)  
 49ers— Brien 34 FG  
 Cowboys— Smith 4 run (Boniol kick)  
 49ers— Rice 28 pass from Young (Brien kick)  
 Cowboys— Smith 1 run (Boniol kick)  
 49ers— Young 3 run (Brien kick)  
 Cowboys— Irvin 10 pass from Aikman (Boniol kick)

## 49ers 49, San Diego Chargers 26 Super Bowl XXIX

January 29 at Joe Robbie Stadium  
(Miami, FL)

QB Steve Young set a Super Bowl record with six touchdown passes and WR Jerry Rice hauled in three scoring passes for the second time in his career in the world championship game. The 49ers stars led an offensive explosion that carried the team to a 49–26 win over San Diego. San Francisco wasted little time getting on the scoreboard as it took just three plays following the game's opening kickoff to crack the Chargers end zone. Following a FB William Floyd four–yard run and an 11–yard pass from Young to WR John Taylor, Young connected with Rice streaking down the middle of the field for a 44–yard scoring strike. Following a San Diego punt, San Francisco was back in the end zone again after only three plays as Young, once again, challenged the middle of the Chargers defense, this time with a pass to RB Ricky Watters, which netted a 51–yard score. The Chargers made things close for awhile, however, putting together a 13–play, 78–yard drive that concluded with a RB Natrone Means one–yard touchdown plunge to make it 14–7 after one quarter of play. The 49ers began to break the game open in the second quarter. They followed the San Diego touchdown with a 70–yard drive that culminated with a five–yard scoring pass from Young to Floyd. Two possessions later, following a partially blocked punt by RB Adam Walker, the Niners drove 49 yards for another score on an eight–yard toss from Young to Watters. K John Carney's 31–yard field goal with less than two minutes remaining in the half closed the margin at intermission to 28–10. The Niners put the game away in the third quarter, running the lead to 42–10 on a pair of long drives that ended with Watters' third score of the evening, a nine–yard blast up the middle, and a 15–yard pass from Young to Rice. Rice caught his third touchdown of the night on a seven–yard toss from Young in the fourth quarter, enabling Young to break QB Joe Montana's record of five Super Bowl touchdown passes. Young was named the game's Most Valuable Player, while Rice turned in the second best receiving performance in Super Bowl history with 10 catches for 149 yards, while tying his own record with three scoring receptions.

<b>Chargers</b>	7	3	8	8	–	26
<b>49ers</b>	14	14	14	7	–	49

49ers— Rice 44 pass from Young (Brien kick)  
 49ers— Watters 51 pass from Young (Brien kick)  
 Chargers— Means 1 run (Carney kick)  
 49ers— Floyd 5 pass from Young (Brien kick)  
 49ers— Watters 8 pass from Young (Brien kick)  
 Chargers— Carney 31 FG  
 49ers— Watters 9 run (Brien kick)  
 49ers— Rice 15 pass from Young (Brien kick)  
 Chargers— Coleman 98 KO return (Humphries to Seay pass)  
 49ers— Rice 7 pass from Young (Brien kick)  
 Chargers— Martin 30 pass from Humphries (Humphries to Pupunu pass)

## 1995

Green Bay Packers 27, 49ers 17  
NFC Divisional Playoff  
January 6 at 3Com Park  
(San Francisco, CA)

Aided by a swarming defense that caused four turnovers, the Green Bay Packers defeated the 49ers 27–17 at 3Com Park. A record crowd of 69,311 saw the Packers advance to the NFC Championship Game, while the 49ers one–year reign as world champions ended with an overall record of 11–6. Green Bay took its opening drive and marched to the San Francisco 26 before settling for a field goal attempt. However, K Chris Jacke's 44–yard attempt was blocked by S Tim McDonald and the 49ers took over at their 34. On the first play from scrimmage, QB Steve Young hit FB Adam Walker in the flat, but LB Wayne Simmons jarred the ball loose and CB Craig Newsome returned the fumble 31 yards for the touchdown. Green Bay also scored on its next two possessions, a three–yard pass from QB Brett Favre to TE Keith Jackson and a 13–yard toss from Favre to TE Mark Chmura. San Francisco scored its first points of the game late in the half when K Jeff Wilkins nailed a 21–yard field goal with two minutes remaining. The 49ers took their first possession of the third quarter and marched 80 yards for a touchdown, when Young plunged in from the one, cutting the deficit to 21–10. On the 14–play drive, Young was 9–of–10 and ran the ball twice. Again, the Packers responded to the challenge, using a pair of Jacke field goals (27 yards in the third quarter, 26 yards in the fourth quarter), and boosted Green Bay's lead to 27–10. San Francisco's final score of the season came on a two–yard plunge by RB Derek Loville with 50 seconds remaining in the game. Young completed 32 passes in an NFL postseason record 65 attempts, for 328 yards and two interceptions. He also led the 49ers in rushing, gaining 77 yards in nine attempts, including a 40–yard sprint after he was flushed from the pocket. WR Jerry Rice led the receivers with 11 catches for 117 yards, while TE Brent Jones gained 112 yards on eight receptions. Defensively, DT Dana Stubblefield recorded a team–high 10 tackles and a sack for a loss of five yards, while LB Ken Norton Jr. added nine tackles.

<b>Packers</b>	14	7	3	3	–	27
<b>49ers</b>	0	3	7	7	–	17

Packers— Newsome 31 fumble return (Jacke kick)  
 Packers— Jackson 3 pass from Favre (Jacke kick)  
 Packers— Chmura 13 pass from Favre (Jacke kick)  
 49ers— Wilkins 21 FG  
 49ers— Young 1 run (Wilkins kick)  
 Packers— Jacke 27 FG  
 Packers— Jacke 26 FG  
 49ers— Loville 2 run (Wilkins kick)

## 1996

**49ers 14, Philadelphia Eagles 0**  
**NFC Wild Card**  
**December 29 at 3Com Park**  
**(San Francisco, CA)**

On a wet and windy Sunday at 3Com Park, San Francisco opened its 1996 postseason by defeating the Philadelphia Eagles 14–0 in the NFC Wild Card Game. Led by their marquee players QB Steve Young and WR Jerry Rice on offense, and a defense that recorded the team's first postseason shutout since the 1984 NFC Championship Game, the 49ers advanced to the NFC Divisional Playoff round. Following a scoreless first quarter, Young led the offense on a 10–play, 74–yard drive that concluded with the Pro Bowl quarterback scoring on a gutsy nine–yard run off a quarterback draw. On that play Young broke four tackles while fighting his way to paydirt. Twice in the second quarter the Eagles mounted long drives only to be denied just short of the endzone by Niners interceptions. Philadelphia's first trip ended with CB Marquez Pope intercepting a QB Ty Detmer pass on San Francisco's seven–yard line. Late in the quarter the Eagles marched 59 yards on 10 plays moving to the 49ers five–yard line. Facing third and four, Detmer's attempt to WR Chris T. Jones was picked off by DE Roy Barker, who had dropped off into zone–blitz coverage. The only scoring in the second half occurred on the Niners second possession of the third quarter. On that drive, Rice made a spectacular one–handed catch that resulted in a 36–yard gain. He scored on a three–yard pass from Young on the next play from scrimmage. Young finished as the game's leading rusher with 65 yards, while also completing 14–of–21 tosses for 161 yards. Rice had four catches for 50 yards and his 19th career postseason touchdown (17th receiving). RB Terry Kirby added 43 yards rushing. The Niners defense, which held Eagles RB Ricky Watters to 57 rushing yards, was led by LB Ken Norton Jr.'s team postseason–record 12 solo tackles. DT Bryant Young registered two sacks and LB Lee Woodall added a sack among his six total stops.

<b>49ers</b>	0	7	7	0	–	14
<b>Eagles</b>	0	0	0	0	–	0

49ers— Young 9 run (Wilkins kick)

49ers— Rice 3 pass from Young (Wilkins kick)

**Green Bay Packers 35, 49ers 14**  
**NFC Divisional Playoff**  
**January 4 at Lambeau Field**  
**(Green Bay, WI)**

Missed opportunities, including a total of five turnovers, spelled defeat for the San Francisco 49ers in their NFC Divisional Playoff Game with the Green Bay Packers. Played before a record Lambeau Field crowd of 60,787, the 49ers fell 35–14 in a game that featured 34–degree weather (with a wind chill of nine–degrees) and driving rain. It didn't take long for the Packers to take a lead. After forcing San Francisco to punt on its first series, WR Desmond Howard took P Tommy Thompson's punt, split the coverage down the middle of the field and raced for a 71–yard touchdown. Then, with seven minutes remaining in the opening stanza, Howard struck again. He returned a punt 46 yards to the San Francisco seven, and two plays later, QB Brett Favre threw a four–yard scoring pass to WR Andre Rison to make it 14–0. San Francisco then mounted a comeback in the second quarter. Trailing 21–0, the tide began to turn when 49ers special teams standout Curtis Buckley recovered a muffed punt at the Green Bay 26. Moments later, QB Elvis Grbac, replacing the injured QB Steve Young (ribs), hit RB Terry Kirby with an eight–yard pass, cutting the deficit to 21–7 at the half. On the opening kickoff of the third quarter, San Francisco CB Steve Israel recovered a loose ball on the Packers four, setting the stage for Grbac's scamper into the end zone. The 49ers fate was sealed, however, on the ensuing Packers drive. Marching 72 yards in 12 plays (10 of which were runs), Green Bay scored when FB Edgar Bennett fumbled before crossing the goal line; but before the 49ers defenders could react, WR Antonio Freeman fell on the loose ball, giving the hosts a 28–14 advantage. Bennett scored on an 11–yard run, and two more fumbles in the fourth quarter snuffed out any hope the 49ers had in getting back into the game. Young played the first nine plays at quarterback before giving way to Grbac late in the first quarter. Grbac completed 19–of–36 passes for 125 yards with one touchdown and three interceptions and led the team in rushing with 32 yards. Backfield mates Kirby and RB William Floyd had six receptions each, while WR Jerry Rice had a team–high 36 yards receiving. Defensively, LB Ken Norton Jr. posted eight tackles and LB Gary Plummer added seven. All–Pro DT Bryant Young left the game late in the first quarter because of a neck injury. He was taken to the hospital for tests, which were negative.

<b>49ers</b>	0	7	7	0	–	14
<b>Packers</b>	14	7	7	7	–	35

Packers— Howard 71 punt return (Jacke kick)

Packers— Rison 4 pass from Favre (Jacke kick)

Packers— Bennet 2 run (Jacke kick)

49ers— Kirby 8 pass from Grbac (Wilkins kick)

49ers— Grbac 4 run (Wilkins kick)

Packers— Freeman fumble recovery (Jacke kick)

Packers— Bennett 11 run (Jacke kick)

## 1997

**49ers 38, Minnesota Vikings 22**  
**NFC Divisional Playoff**  
**January 3 at 3Com Park**  
**(San Francisco, CA)**

RB Terry Kirby rushed for a career–high 120 yards and scored two touchdowns, leading the San Francisco 49ers to a 38–22 victory over the Minnesota Vikings in the NFC Divisional Playoffs at 3Com Park. In addition to Kirby's heroics, QB Steve Young completed 21–of–30 passes for 224 yards and a touchdown, WR J.J. Stokes had 101 yards receiving and LB Ken Norton Jr. returned an interception 23 yards for a touchdown. San Francisco's first score came compliments of a Minnesota special teams miscue. P Mitch Berger's punt sailed off the side of his foot and into the crowd after going only 12 yards. The 49ers took over on the Vikings 26, and four plays later, FB William Floyd scored from the one and the 49ers led 7–0. Less than a minute later, the visitors tied the game on a 66–yard scoring pass from QB Randall Cunningham to WR Cris Carter. In the second quarter, the 49ers again took advantage of a poor kick by Berger — this time a punt of 29 yards — to take a 14–7 lead. Moving 61 yards in only four plays, and aided by three Minnesota penalties, Kirby scored the first of his two touchdowns on a one–yard plunge. The game–breaker occurred two plays later when the San Francisco defense flushed Cunningham out of the pocket and forced him to throw a pass over an onrushing DE Roy Barker and into the hands of Norton, who ran untouched into the end zone. In the third quarter, K Gary Anderson connected on a 34–yard field goal to build the lead to 24–7, but Cunningham and Carter hooked up again for a score, closing the gap to 24–14. On the ensuing series, the 49ers marched 75 yards in seven plays, highlighted by two Kirby runs of 22 and 14 yards. Young then hit WR Terrell Owens with one of the prettiest touchdowns of the year, as the second–year receiver shook off a defender then dove into the end zone for the score. Kirby finished the scoring in the fourth quarter with another one–yard run. CB Tyrone Drakeford had six tackles and a pair of passes defended to pace the defense. Barker also recorded San Francisco's only sack of the game.

<b>Vikings</b>	7	0	7	8	–	22
<b>49ers</b>	7	14	10	7	–	38

49ers— Floyd 1 run (Anderson kick)

Vikings— Carter 66 pass from Cunningham (Murray kick)

49ers— Kirby 1 run (Anderson kick)

49ers— Norton 23 interception (Anderson kick)

49ers— Anderson 34 FG

Vikings— Carter 3 pass from Cunningham (Murray kick)

49ers— Owens 15 pass from Young (Anderson kick)

49ers— Kirby 1 run (Anderson kick)

Vikings— Hatchette 13 pass from Cunningham

(Cunningham to Walsh pass)



**Green Bay Packers 23, 49ers 10**  
**NFC Championship**  
**January 11 at 3Com Park**  
**(San Francisco, CA)**

RB Dorsey Levens rushed for 114 yards and WR Antonio Freeman caught four passes for 104 yards and a touchdown to lead visiting Green Bay to a 23–10 win in the NFC Championship Game. The game was played before 68,987 under windy and rainy conditions at 3Com Park. The Packers opened the scoring late in the first quarter. After San Francisco punted on its first series, QB Brett Favre led Green Bay on a 10–play, 76–yard drive that resulted in a K Ryan Longwell 19–yard field goal. Favre completed three–of–four passes for 37 yards in the series. Green Bay continued its scoring in the second quarter. S Eugene Robinson intercepted a QB Steve Young pass and returned it 58 yards to the San Francisco 28. Two plays later, Favre threw a 27–yard scoring pass to Freeman to make the score 10–0. San Francisco then broke the drought with a scoring drive beginning with 4:23 remaining in the second quarter. Following a missed field goal by Longwell, the 49ers took possession at their own 38. A pair of Young completions for 32 yards had the Niners in Packers territory, but two holding penalties brought the ball back to the original line of scrimmage. On a key third down with 26 yards to go, Young completed a 48–yard pass to WR Terrell Owens to the Packers 10–yard line. The drive resulted in a 28–yard field goal by K Gary Anderson. Green Bay answered on its next possession. Freeman returned the kickoff 18 yards to the Packers 27. Two plays later, Favre hit Freeman for a 40–yard completion to the San Francisco 25. Longwell connected on a 43–yard field goal to make the halftime score 13–3. After a scoreless third quarter, Green Bay extended its lead to 16–3 on a 25–yard field goal by Longwell. The Packers added seven more after a five–yard touchdown run by Levens to make the score 23–3. San Francisco closed out the game by scoring on the ensuing kickoff. Chuck Levy returned Longwell's kick 95 yards for a touchdown. Levy's return was the second longest postseason return for San Francisco, trailing the 97–yard touchdown return by Vic Washington vs. Dallas in 1972. Young completed 23–of–38 passes for 250 yards and one interception. RB Terry Kirby ran for a team–high 21 yards on six carries. WR J.J. Stokes caught six passes for 87 yards, including a long of 43. Defensively, San Francisco was led by S Merton Hanks with eight tackles. LB Ken Norton Jr., LB Lee Woodall, LB Gary Plummer and S Tim McDonald had seven tackles each.

<b>Packers</b>	3	10	0	10	–	23
<b>49ers</b>	0	3	0	7	–	10

Packers— Longwell 19 FG  
 Packers— Freeman 27 pass from Favre (Longwell kick)  
 49ers— Anderson 28 FG  
 Packers— Longwell 43 FG  
 Packers— Longwell 25 FG  
 Packers— Levens 5 run (Longwell kick)  
 49ers— Levy 95 kickoff return (Anderson kick)

## 1998

**49ers 30, Green Bay Packers 27**  
**NFC Wild Card**  
**January 3 at 3Com Park**  
**(San Francisco, CA)**

QB Steve Young threw three touchdown passes, including a 25–yard strike to WR Terrell Owens with three seconds remaining, as San Francisco edged Green Bay, 30–27. On a crystal clear day in the Bay Area, it was the Packers who opened the scoring on a 23–yard field goal from K Ryan Longwell midway through the first quarter. San Francisco answered with help from a big play on defense. S Merton Hanks forced a fumble by RB Dorsey Levens and the ball was recovered by DE Chris Doleman at the Green Bay 19–yard line. Three plays later Young connected with TE Greg Clark from one yard out for the touchdown and a 7–3 lead. Just four seconds into the second quarter, the Packers regained the lead on a two–yard scoring toss from QB Brett Favre to WR Antonio Freeman. San Francisco tied the score on the first of three K Wade Richey field goals, this one from 34 yards out with 6:53 remaining in the half. The Packers surged back ahead with 36 seconds remaining when Levens bowled into the end zone from two yards out to take a 17–10 halftime lead. The third quarter opened with Favre being pressured into an errant pass that was intercepted by LB Lee Woodall. Five plays later, the score was tied for a third time when Young hit Clark from eight yards out for the score. The 49ers reclaimed the lead midway through the quarter on a team postseason record and career–long 48–yard field goal from Richey. In a game that saw five lead changes and three ties, the fourth quarter became particularly dramatic. Longwell answered Richey's 48–yard kick with a 37–yard effort of his own to tie the game at 20–20 at the beginning of the fourth. On the ensuing possession, San Francisco marched 51 yards in 10 plays and capped the drive with a 40–yard field goal by Richey to reclaim the lead at 23–20. With 4:19 remaining in the game, Green Bay took over at its own 11–yard line. From there, Favre would lead his team on a nine–play, 89–yard scoring drive. The drive was capped when Favre hit Freeman from 15 yards out for the touchdown and a 27–23 lead with 1:56 remaining in the game. The Packers touchdown set up one of the most memorable sequences in 49ers history. San Francisco took possession at its own 24–yard line with 1:50 remaining and three timeouts to its credit. On the final play, Young dropped back, stumbled and threw a 25–yard touchdown strike to Owens who was sandwiched in the end zone by S Pat Terrell and S Darren Sharper.

<b>Packers</b>	3	14	0	10	–	27
<b>49ers</b>	7	3	10	10	–	30

Packers— Longwell 23 FG  
 49ers— Clark 1 pass from Young (Richey kick)  
 Packers— Freeman 2 pass from Favre (Longwell kick)  
 49ers— Richey 34 FG  
 Packers— Levens 2 run (Longwell kick)  
 49ers— Clark 8 pass from Young (Richey kick)  
 49ers— Richey 48 FG  
 Packers— Longwell 37 FG  
 49ers— Richey 40 FG  
 Packers— Freeman 15 pass from Favre (Longwell kick)  
 49ers— Owens 25 pass from Young (Richey kick)

**Atlanta Falcons 20, 49ers 18**  
**NFC Divisional Playoff**  
**January 9 at Georgia Dome**  
**(Atlanta, GA)**

With San Francisco's NFL–leading run game a mere shell of itself, the Atlanta Falcons forced three turnovers and held off the 49ers, 20–18, in the NFC Divisional Playoff at the Georgia Dome. San Francisco's hope of controlling the game on the ground came to a screeching halt on the first play of the game when RB Garrison Hearst fractured the tibia in his left leg on an inside run that had gained seven yards. With Hearst out and RB Terry Kirby hobbled with a bruised leg, the 49ers managed just 46 yards on the ground. Atlanta's rushing attack flourished in the first half thanks to the power running of RB Jamal Anderson, who scored on a two–yard run in the first quarter to give the Falcons a 7–0 lead. Atlanta increased its lead to 14–0 when Anderson finished off a 34–yard run with a spread eagle dive into the end zone with 3:12 left in the second quarter. The touchdown run capped a seven–play, 82–yard drive. San Francisco snatched the momentum from the Falcons by putting together a pair of scoring drives just before the half. The 49ers answered Atlanta's second touchdown march with a nine–play, 80–yard drive that concluded with the familiar end zone combination of QB Steve Young to WR Jerry Rice from 17 yards out. It was Rice's 20th career postseason touchdown. With just under one minute to play in the first half, DE Charles Haley chased QB Chris Chandler and deflected his pass into the waiting arms of DT Junior Bryant, who returned it four yards to the Atlanta 36–yard line. K Wade Richey made it a 14–10 game at the half with a 36–yard field goal as time expired. The 49ers carried that momentum into the third quarter, nearly tripling Atlanta's offensive output in the second half (187 yards to 68). But turnovers did not allow them to complete the comeback. The Falcons thwarted two drives with a pair of interceptions, including one by S Eugene Robinson that was returned 77 yards to set up a K Morten Andersen 29–yard field goal. Leading 17–10, Andersen added another 32–yard field goal to give the Falcons a 10–point edge with 10:33 remaining. San Francisco responded to Atlanta's three pointer with a 13–play, 87–yard drive that Young finished himself with an eight–yard touchdown run. A two–point pass from QB Ty Detmer to TE Greg Clark made it 20–18 with 2:57 left. After Atlanta used up 2:19 of the clock, the 49ers got the ball back at their own four–yard line but were only able to move to the 26 before Young's hail mary attempt was intercepted as time expired. After rushing for 83 yards on 13 carries in the first half, Anderson was limited to 30 yards on 16 carries in the second half by San Francisco's defense. LB Winfred Tubbs made a game–high 10 tackles, while DE Chris Doleman made six stops and one sack.

<b>49ers</b>	0	10	0	8	–	18
<b>Falcons</b>	7	7	3	3	–	20

Falcons— Anderson 2 run (Andersen kick)  
 Falcons— Anderson 34 run (Andersen kick)  
 49ers— Rice 17 pass from Young (Richey kick)  
 49ers— Richey 36 FG  
 Falcons— Andersen 29 FG  
 Falcons— Andersen 32 FG  
 49ers— Young 8 run (Detmer to Clark pass)

## 2001

**Green Bay Packers 25, 49ers 15**  
**NFC Wild Card**  
**January 13 at Lambeau Field**  
**(Green Bay, WI)**

In their first postseason appearance since 1998, the 49ers dropped a hard-fought 25–15 decision to the Green Bay Packers in the NFC Wild Card Game at Lambeau Field. With a game-time temperature of 28 degrees, the 49ers won the opening coin toss and elected to receive. The two teams traded punts until Green Bay marched 40 yards in seven plays to score the first points of the game when QB Brett Favre hooked up with WR Antonio Freeman on a five-yard touchdown pass. DT Dana Stubblefield blocked the extra point to keep the score 6–0. After another 49ers punt, the Packers began their third possession of the game from their own 19-yard line. On the second play from scrimmage, Favre was intercepted by CB Ahmed Plummer, who returned it to the Green Bay 22. San Francisco K Jose Cortez had his 34-yard field goal attempt blocked and the score remained 6–0. After the Packers were forced to punt, San Francisco took possession at its own 14 with 7:06 remaining in the half. QB Jeff Garcia went 6-of-9 for 61 yards and RB Garrison Hearst had a two-yard touchdown plunge with 15 seconds remaining in the half, to cap off a 15-play, 86-yard drive. After a Cortez extra point, the 49ers went in with a 7–6 halftime lead. On their first possession of the second half, the Packers moved the ball down to the San Francisco eight-yard line where K Ryan Longwell nailed a 26-yard field goal for the 9–7 lead. After the 49ers couldn't get anything going on offense, they punted back to Green Bay. It took only four plays for the Packers to take advantage with a 19-yard touchdown pass from Favre to TE Bubba Franks. The two-point conversion failed and the score remained 15–7. Two series later, the 49ers marched 61 yards in six plays, culminating with Garcia hitting WR Tai Streets on a 14-yard touchdown strike and again on the two-point conversion to tie the score at 15. The Packers answered on their next possession with a 10-play, 45-yard drive as Longwell connected on a 45-yard field goal to push the score to 18–15. With 5:03 remaining in the game, the 49ers had moved the ball down to the Green Bay 41, when Garcia's pass intended for WR Terrell Owens was tipped by CB Mike McKenzie into the hands of CB Tyrone Williams at the Green Bay seven-yard line. Favre led the Packers on an eight-play, 93-yard drive ending with an RB Ahman Green nine-yard touchdown run and the 25–15 lead. RB Paul Smith took the ensuing kickoff on the 13-yard line and ran it back 16 yards before being hit by WR Cory Bradford and fumbling. The Packers recovered the fumble and ran out the clock for the 25–15 victory.

<b>49ers</b>	0	7	0	8	–	15
<b>Packers</b>	6	0	9	10	–	25

Packers— Freeman 5 pass from Favre (kick blocked)  
 49ers— Hearst 2 run (Cortez kick)  
 Packers— Longwell 26 FG  
 Packers— Franks 19 pass from Favre (pass failed)  
 49ers— Streets 14 pass from Garcia (Garcia to Streets pass)  
 Packers— Longwell 45 FG  
 Packers— Green 9 run (Longwell kick)

## 2002

**49ers 39, New York Giants 38**  
**NFC Wild Card**  
**January 5 at 3Com Park**  
**(San Francisco, CA)**

Buried in a 24-point playoff hole, the 49ers exploded to record the second largest comeback in postseason history with a dramatic 39–38 victory over the New York Giants in the NFC Wild Card Game. The 49ers trailed 38–14 with four minutes left in the third quarter, but scored 25 straight points on two touchdown passes and a scoring run by QB Jeff Garcia, as well as two, two-point conversion catches by WR Terrell Owens. The game ended just as exciting. After Garcia drove his team 68 yards in just over two minutes for the winning score, QB Kerry Collins got New York to the San Francisco 28 with six seconds left. LS Trey Junkin, signed earlier in the week, made a low snap that P Matt Allen couldn't handle. Allen then threw a desperate pass that fell incomplete. The 49ers rally was the biggest in NFC playoff history. Garcia finished the day 27-of-44 for 331 yards and three touchdowns. He rushed for 60 yards, including a 14-yard score on the first play of the fourth quarter. Two of Garcia's touchdown throws went to Owens, who had nine catches for 177 yards. Collins was 29-of-43 for 342 yards and four touchdowns, and expertly guided New York to a lead that seemed insurmountable. WR Amani Toomer caught eight passes for 136 yards and three touchdowns and RB Tiki Barber added 115 yards rushing and 62 yards receiving. San Francisco rallied with purpose and poise. Owens caught a 26-yard touchdown pass late in the third quarter to start the rally and made big catches on every drive—right up to the final minutes, when Garcia found WR Tai Streets for the winning score. After Owens caught a 26-yard touchdown pass and a two-point conversion with 2:03 left in the third, Garcia rushed for a 14-yard score and threw another conversion pass to Owens five seconds into the fourth quarter. K Jeff Chandler added a 25-yard field goal with 7:49 left. Collins responded and drove New York 38 yards, but Bryant – kicking out of a poor hold thanks to a poor snap by Junkin—missed a 42-yard field goal with 3:01 left. Garcia took over, converting two straight third downs for the NFL leaders in that category. TE Eric Johnson caught a 25-yard pass to the New York 25 and Garcia scrambled 12 yards to set up his winning pass to Streets.

<b>Giants</b>	7	21	10	0	–	38
<b>49ers</b>	7	7	8	17	–	39

49ers— Owens 76 pass from Garcia (Chandler kick)  
 Giants— Toomer 12 pass from Collins (Bryant kick)  
 Giants— Shockey 2 pass from Collins (Bryant kick)  
 49ers— Barlow 1 run (Chandler kick)  
 Giants— Toomer 8 pass from Collins (Bryant kick)  
 Giants— Toomer 24 pass from Collins (Bryant kick)  
 Giants— Barber 6 run (Bryant kick)  
 Giants— Bryant 21 FG  
 49ers— Owens 26 pass from Garcia (Garcia to Owens pass)  
 49ers— Garcia 14 run (Garcia to Owens pass)  
 49ers— Chandler 25 FG  
 49ers— Streets 13 pass from Garcia (pass failed)

**Tampa Bay Buccaneers 31, 49ers 6**  
**NFC Divisional Playoff**  
**January 12 at Raymond James Stadium**  
**(Tampa, FL)**

San Francisco's Super Bowl hopes ended with a 31–6 loss against the Tampa Bay Buccaneers in the NFC Divisional Playoff Game on the road at Raymond James Stadium. The 49ers trailed 28–6 heading into halftime and although the defense held Tampa Bay to only three points in the second half, San Francisco was held scoreless en route to the Buccaneers victory. Tampa Bay started the scoring with a two-yard touchdown run by FB Mike Alstott on a 12-play, 74-yard drive. San Francisco answered with a 12-play, 63-yard drive capped by a 24-yard field goal by K Jeff Chandler. The highlight of the drive was a 30-yard pitch and catch by WR Tai Streets from QB Jeff Garcia. Tampa Bay exploded for 21 points in the second quarter, highlighted by two touchdown passes by QB Brad Johnson. Johnson connected on a 20-yard pass to WR Joe Jurevicius and a 12-yard pass to TE Rickey Dudley. In between the two scores, Chandler kicked his second field goal of the game for San Francisco, this time from 40 yards out. Alstott added another two-yard touchdown run to end the first half and K Martin Gramatica added a 19-yard field goal to close the scoring for both teams. LB Derek Smith led San Francisco with a game-high 14 tackles. LB Julian Peterson and LB Jeff Ulbrich added 11 tackles apiece. CB Rashad Holman led a banged up secondary with one interception. The unit was minus starting CB Jason Webster, who was inactive with an ankle injury. CB Ahmed Plummer left the game when he separated his right shoulder and did not return. FS Zack Bronson left the game in the third quarter when he aggravated his broken foot and SS Tony Parrish played the contest with a dislocated elbow. LB Shelton Quarles led Tampa Bay with nine tackles and Defensive Player-of-the-Year Derrick Brooks added seven tackles and one interception.

<b>49ers</b>	3	3	0	0	–	6
<b>Buccaneers</b>	7	21	3	0	–	31

Bucs— Alstott 2 run (Gramatica kick)  
 49ers— Chandler 24 FG  
 Bucs— Jurevicius 20 pass from Johnson (Gramatica kick)  
 49ers— Chandler 40 FG  
 Bucs— Dudley 12 pass from Johnson (Gramatica kick)  
 Bucs— Alstott 2 run (Gramatica kick)  
 Bucs— Gramatica 19 FG

## 2011

**49ers 36, New Orleans Saints 32**  
**NFC Divisional Playoff**  
**January 14 at Candlestick Park**  
**(San Francisco, CA)**

A 14-yd. TD pass from Alex Smith to TE Vernon Davis with 0:09 left in the game capped off one of the most memorable games in postseason history, as the 49ers defeated the New Orleans Saints, 36–32. Powered by Smith, who threw for 299 yds., three TDs and added another one on the ground, the 49ers triumphed in its first playoff game in nine years, moving within one win of the Super Bowl. The Niners scored on their second drive of the game, on a 49-yd. TD pass from Smith to Davis. On the Saints next drive, QB Drew Brees committed his first postseason INT in five years, thanks to S Dashon Goldson, giving San Francisco the football deep in New Orleans' territory. Scoring on a TD pass to WR Michael Crabtree, Smith took advantage of the costly turnover, making the score 14–0. On the ensuing kickoff return, S Madiou Williams stripped the ball away from Saints WR Courtney Roby and the loose ball was recovered by LB Blake Costanzo. The takeaway led to a 25-yd. FG by K David Akers. The Saints answered, scoring two TDs before half time, on a 14-yd. pass to TE Jimmy Graham and a 25-yd. pass to WR Marques Colston, making the score 17–14 at the half. San Francisco scored the only points of the 3rd qtr. on a 41-yd. FG by David Akers. The 4th qtr. started out with each team trading FGs. Then would come the four lead changes in the last five minutes of the game. New Orleans struck first on a 44-yd. TD pass to RB Darren Sproles, with 4:02 left on the clock. With the 49ers trailing 24–23, down for the first time in the entire game, Smith scored on a 28-yd. rushing TD. A missed two-point conversion put the 49ers up 29–24 with just 2:11 remaining. Brees took the lead back on a 66-yd. score to TE Jimmy Graham with 1:37 left. RB Darren Sproles then made a catch out of the backfield for the two-point conversion to give the Saints a 32–29 advantage. Facing elimination, Smith connected with Davis twice on their final drive, with the last throw jetting through double coverage for a game-winning 14-yd. TD.

<b>Saints</b>	0	14	0	18	–	32
<b>49ers</b>	14	3	3	16	–	36

49ers — V. Davis 49 pass from A. Smith (Akers kick)  
 49ers — Crabtree 4 pass from A. Smith (Akers kick)  
 49ers — Akers 25 FG  
 Saints — J. Graham 14 pass from Brees (Kasay kick)  
 Saints — Colston 25 pass from Brees (Kasay kick)  
 49ers — Akers 41 FG  
 Saints — Colston 25 pass from Brees (Kasay kick)  
 49ers — Akers 37 FG  
 Saints — Sproles 44 pass from Brees (Kasay kick)  
 49ers — A. Smith 28 run (run failed)  
 Saints — J. Graham 66 pass from Brees (Kasay kick)  
 49ers — V. Davis 14 pass from A. Smith (Akers kick)

**New York Giants 20, 49ers 17 (OT)**  
**NFC Championship**  
**January 22 at Candlestick Park**  
**(San Francisco, CA)**

When asked what his message was to his players after falling short to the New York Giants in the NFC Championship game, Harbaugh stated, "As Sir Andrew Barton said, 'Fight on my men, we're hurt but not slain. We'll lay down and bleed a while. Then we'll rise and fight again.'" Harbaugh, of course was referring to his team's blue-collar mentality after the Giants escaped rain-soaked Candlestick Park with a 20–17 overtime victory. Harbaugh got the Niners to the brink of the Super Bowl in his rookie year, taking over a 6–10 team and going 13–3 to win the NFC West. The extra minutes at Candlestick Park went in favor of the opponent in a year where most didn't expect a storybook season. The 49ers defense played stoically, recording six sacks on Giants QB Eli Manning, which ranked t–2nd for the most sacks in a postseason game in franchise history (6 – four times, last vs. Den. – 1/29/90). TE Vernon Davis gave the 49ers a 7–0 lead with 7:11 remaining in the 1st qtr. after running a pattern down the right sideline and outracing the secondary for a 73-yd. TD recept. from QB Alex Smith. On their ensuing drive, the Giants drove from their own 31 to the San Francisco 34-yd. line. On 3rd-and–1, Manning and the Giants failed to get a first down despite two opportunities. The Giants eventually evened the score on a 10-play, 69-yd. drive when TE Bear Pascoe caught Manning's short pass at the 6-yd. line and stepped into the end zone for the TD. The Giants added a FG with two seconds remaining in the 2nd qtr. to give them a 10–7 edge going into the locker room. Davis' second TD of the game, gave the lead back to the Niners at 14–10 with 5:18 remaining in the 3rd qtr. San Francisco's 3-play, 54-yd. TD drive was set up by a short pass to RB Frank Gore, who turned it into a 24-yd. gain. On the next play, Davis went in motion from right to left and caught a lofted pass to the end zone by Smith. The Giants took the lead back after the ball inadvertently glanced off WR Kyle Williams on a punt, giving the ball back to the Giants on their 29 yard line. Manning connected a 17-yard pass to WR Mario Manningham to give the Giants a 17–14 lead with 8:41 remaining. Williams' 40-yd. return on the ensuing kickoff enabled the 49ers to start their next possession at their own 45. On consecutive plays, Smith scrambled for 17 yds. and RB Kendall Hunter ran for 18 more, resulting in a K David Akers game-tying FG with 5:39 to go, 17–17. After both teams went 3-and-out on their first overtime possession, a Giants takeaway on a Williams fumble, forced by LB Jacquian Williams on a punt return, gave the Giants possession at their own 36 with 9:32 remaining. After converting one first down, K Lawrence Tynes sent the season-ending 31-yd. FG through the uprights.

<b>Giants</b>	0	10	0	7	3	–	20
<b>49ers</b>	7	0	7	3	0	–	17

49ers — V. Davis 73 pass from A. Smith (Akers kick)  
 Giants — Pascoe 6 pass from E. Manning (Tynes kick)  
 Giants — Tynes 31 FG  
 49ers — V. Davis 28 pass from A. Smith (Akers kick)  
 Giants — Manningham 17 pass from E. Manning (Tynes kick)  
 49ers — Akers 25 FG  
 Giants — Tynes 31 FG

## 2012

**49ers 45, Green Bay Packers 31**  
**NFC Divisional Playoff**  
**January 12 at Candlestick Park**  
**(San Francisco, CA)**

With the win against the Green Bay Packers, the San Francisco 49ers advanced to the NFC Championship Game for the second year in a row, marking the first time San Francisco has reached the NFC Championship Game in consecutive seasons since 1992–94. The Packers got off to a quick start after QB Colin Kaepernick threw an INT on just the fourth play of the game that was returned for a TD by Packers CB Sam Shields. Kaepernick responded immediately like he has all season and turned in one of the best performances by a 49ers QB in franchise history. Kaepernick led the offense on an 8-play, 80-yd. drive that he capped off with a 20-yd. TD run to tie the score at 7 apiece early in the 1st qtr. The team converted on two 3rd and longs on the drive, setting the tone for the day by finishing 8 of 13 on 3rd down (62%). With 11:52 remaining in the 2nd qtr., Green Bay WR Jeremy Ross muffed a punt that was recovered by S C.J. Spillman at the Packers 9-yd. line. The takeaway led to a 12-yd. TD pass from Kaepernick to WR Michael Crabtree just three plays later. On the ensuing Green Bay possession, CB Tarell Brown picked off QB Aaron Rodgers pass and returned his 2nd career postseason INT. The Kaepernick to Crabtree connection continued to be successful as they connected for a 20-yd. TD strike, making the score 21–14. Crabtree led the team with 9 receipts. for 119 yds. and 2 TDs on the day. On the third play of San Francisco's second possession of the 3rd qtr., Kaepernick kept the ball on a zone read around the right side and dashed 56-yds. to the end zone for his 2nd rushing TD of the game. The 56-yd. TD run marked the longest run by a QB in franchise postseason history and the 3rd longest overall. Kaepernick also set the NFL single-game record for a QB with 181 rushing yds. on 16 carries. RB Frank Gore finished off the following drive on the first play of the 4th qtr., punching it in from 2 yds. out, stretching the 49ers lead to 38–24. Gore notched his first career 100-yd. game in the postseason, rushing for 119 yds. on 23 carries. The 49ers became the first team in NFL history to ever have two, 100-yd. rushers [QB Colin Kaepernick (181 yds. rushing), RB Frank Gore (119 yds. rushing)] and one, 100-yd. receiver [WR Michael Crabtree (119 yds. receiving)] in a playoff game. RB Anthony Dixon found the end zone on a 2-yd. TD run to finish off the 11-play, 93-yd. drive to make the score 45–24. San Francisco rushed for 323 yds. on the night, setting the franchise single-game postseason rushing record.

<b>Packers</b>	14	7	3	7	–	31
<b>49ers</b>	7	17	7	14	–	45

GB — Shields 52 INT return (Crosby kick)  
 SF — Kaepernick 20 run (Akers kick)  
 GB — Harris 18 run (Crosby kick)  
 SF — Crabtree 12 pass from Kaepernick (Akers kick)  
 SF — Crabtree 20 pass from Kaepernick (Akers kick)  
 GB — Jones 20 pass from Rodgers (Crosby kick)  
 SF — Akers 36 FG  
 GB — Crosby 31 FG  
 SF — Kaepernick 56 run (Akers kick)  
 SF — Gore 2 run (Akers kick)  
 SF — Dixon 2 run (Akers kick)  
 GB — Jennings 3 pass from Rodgers (Crosby kick)



## 2012

**49ers 28, Falcons 24**  
**NFC Championship**  
**January 20 at Georgia Dome**  
**(Atlanta, GA)**

The 49ers started slow, spotting Atlanta a 17–0 lead after the Falcons scored on their first three possessions. On San Francisco's third possession the 49ers offense began to click. TE Vernon Davis hauled in a pinpoint pass from QB Colin Kaepernick for 27 yds. down to the Atlanta 15–yd. line. Davis had 3, 25+ yd. receipts. in the game, giving him 9 in 4 postseason games, which ranks 2nd in 49ers postseason history, trailing only WR Jerry Rice (14, 25+ yd. receipts. in 23 games). Two plays following Davis' catch, the 49ers got on the scoreboard with a 15–yd. TD run by RB LaMichael James. It was James' first–career TD. The 49ers next possession began on their own 18–yd. line with 6:24 remaining in the 2nd qtr. Vernon Davis stepped up once again, accounting for 48–yds. on 3 receipts., including a 4–yd. TD catch to finish the drive and pull the 49ers within 3, as the score read 14–17 at the 2–minute warning. Davis' 5 career postseason TDs rank 1–4th in franchise history. With the Falcons scoring right before the half, it was important the 49ers came out of halftime with an answer, and answer they did. Kaepernick marched the 49ers offense right down the field, driving 82 yds. on 7 plays capped off on a 5–yd. TD run by RB Frank Gore to make the score 21–24 with 10:51 remaining in the 3rd qtr. The San Francisco defense also had answers, forcing turnovers on the Falcons first two possessions of the 2nd half. CB Chris Culliver picked–off QB Matt Ryan and LB Aldon Smith recovered a muffed snap to stymie the Falcons offense during the 3rd qtr. With 11:59 left in the 4th qtr. WR Ted Ginn returned a Matt Bosher punt 20 yds. to the Atlanta 38–yd. line, giving the 49ers offense good starting field position. San Francisco's physical offensive line began to take over and wear down the Atlanta defense, opening big holes for Gore, James and RB Anthony Dixon as they gained all but 8 yds. on the go–ahead drive. Gore registered his 2nd TD run of the game on a 9–yd. burst to the end zone to give San Francisco the lead 28–24 with 8:27 remaining in the game. The Falcons took over after the Gore TD and sustained a 14–play drive down to the 49ers 10–yd. line. On the 14th play of the drive, the Falcons faced a 4th and 4 with 1:13 remaining. WR Roddy White was unable to hang onto the ball due to LB NaVorro Bowman's blanketing defense. The Falcons got the ball back following an Andy Lee punt and had one last shot with :06 ticks left on the clock, but CB Perrish Cox tackled WR Julio Jones at San Francisco's 35–yd. line before he could attempt a lateral as the clock struck :00. The 17–point comeback led by Kaepernick was the 2nd largest deficit overcome to win a conference championship (2006 – Indianapolis trailed New England by 18 points).

<b>49ers</b>	0	14	7	7	–	28
<b>Falcons</b>	10	14	0	0	–	24

ATL – Jones 46 pass from Ryan (Bryant kick)  
 ATL – Bryant 35 FG  
 ATL – Jones 20 pass from Ryan (Bryant kick)  
 SF – James 15 run (Akers kick)  
 SF – Davis 4 pass from Kaepernick (Akers kick)  
 ATL – Gonzalez 10 pass from Ryan (Bryant kick)  
 SF – Gore 5 run (Akers kick)  
 SF – Gore 9 run (Akers kick)

## 2015 SEASON

**Baltimore 34, 49ers 31**  
**Super Bowl XLVII**  
**February 3 at Superdome**  
**(New Orleans, LA)**

The San Francisco 49ers and the Baltimore Ravens squared off in one of the most extraordinary Super Bowls where two brothers squared off as head coaches. The 49ers found themselves facing an early deficit, which would eventually be too much to overcome. Early in the 1st qtr., San Francisco answered a Ravens TD drive with a scoring drive of their own as QB Colin Kaepernick engineered a 12–play 62–yd. drive that was finished off by K David Akers' 36–yd. FG, making the score 7–3. After 2 more TD passes by QB Joe Flacco, the 49ers found themselves in a 21–3 hole with 1:45 left in the 2nd qtr. Kaepernick showed poise and led the 2–minute drill efficiently by completing 4 of 5 pass atts. for 56 yds. to move the 49ers into FG position. Akers added 3 more points with a 27–yd. FG as time expired in the half with San Francisco trailing Baltimore 21–6. Following a Ravens kickoff return for a TD to open the 2nd half, the Superdome went dark with 13:28 remaining in the 3rd qtr. A power failure at 7:38 p.m. CT caused a 30–minute delay and was not resolved until 8:08 p.m. On the Niners' next possession, Kaepernick tossed a 31–yd. TD pass to WR Michael Crabtree, making the score 28–13. San Francisco forced Baltimore into a 3–and–out with a sack by LB Ahmad Brooks on 3rd–and–10. P Sam Koch's 43–yd. punt was returned 32 yds. by WR Ted Ginn Jr., setting up the 49ers offense to takeover at the Ravens 20–yd. line. Two plays later, RB Frank Gore capitalized on the short field with a 6–yd. TD run. On the second play of Baltimore's ensuing possession, CB Tarell Brown forced and recovered a fumble that he jarred loose from RB Ray Rice on the Ravens' 24–yd. line. The takeaway led to a 34–yd. FG by Akers, his 3rd of the game. With their next possession, WR Randy Moss hauled in a 32–yd. receipt., followed by a 21–yd. run by Gore, which led to a 15–yd. TD run by Kaepernick. An incomplete pass on the 2–point try made the score 31–29 with the Ravens still hanging on as San Francisco continued its fierce comeback. Kaepernick's 15–yd. TD run marked the longest TD run by a QB in Super Bowl history. With 4:23 remaining in the game, Baltimore's K Justin Tucker tacked on a 38–yd. FG to extend their lead to 34–29. A 24–yd. completion to Crabtree and a 33–yd. rush by Gore put the 49ers offense in position for the go–ahead TD with 2:39 remaining, on the Ravens' 7–yd. line. The 49ers were unable to get into the end zone and turned the ball over on downs. After taking a safety to run the game clock down to :04, the Ravens were forced to punt to the 49ers. Ginn returned the kickoff 31–yds. to the 50–yd. line as time expired for the last play of the game.

<b>Ravens</b>	7	14	7	6	–	34
<b>49ers</b>	3	3	17	8	–	31

BAL – Boldin 13 pass from Flacco (Tucker kick)  
 SF – Akers 36 FG  
 BAL – Pitta 1 pass from Flacco (Tucker kick)  
 BAL – J. Jones 56 pass from Flacco (Tucker kick)  
 SF – Akers 27 FG  
 BAL – J. Jones 108 kickoff return (Tucker kick)  
 SF – Crabtree 31 pass from Kaepernick (Akers kick)  
 SF – Gore 6 run (Akers kick)  
 SF – Akers 34 FG  
 BAL – Tucker 19 FG  
 SF – Kaepernick 15 run (pass failed)  
 BAL – Tucker 38 FG  
 SF – Koch OB in end zone, forced by Culliver, Safety

## 2013

**49ers 23, Packers 20**  
**NFC Wild Card**  
**January 5 at Lambeau Field**  
**(Green Bay, WI)**

The 49ers defeated the Green Bay Packers, 23–20, in the NFC Wild Card round of the NFL playoffs. The game went down as one of the coldest games in NFL history, with a kickoff temperature of 5 degrees and a wind chill of –10. The 49ers won the coin toss and deferred to the second half. The 49ers defense forced a three–and–out by the Packers on their opening series of the game. QB Colin Kaepernick and the 49ers offense drove 69 yds. in 13 plays as K Phil Dawson made a 22–yd. FG to give San Francisco an early 3–0 lead. The Niners then forced another three–and–out by Green Bay. On the ensuing possession, Dawson made a 25–yd. FG to cap off an 11–play, 42–yd. drive, making the score 6–0 with 2:20 remaining in the 1st qtr. Two possessions later, the Packers took a 7–6 lead when QB Aaron Rodgers completed a 5–yd. TD pass to WR Jordy Nelson to cap off a 14–play, 70–yd. drive. San Francisco responded with a 5–play, 68–yd. drive, including a 42–yd. run by Kaepernick, setting up a 10–yd TD run by RB Frank Gore two plays later to regain the lead 13–7. On the ensuing possession, the Packers got a 34–yd. FG by K Mason Crosby as time expired, making the scoring 13–10 at halftime. The second half began with the teams exchanging multiple punts as neither team was able to put points on the board in the third quarter. FB John Kuhn ended the scoring draught for Green Bay, putting the Packers on top 17–13 early in the 4th quarter. The 49ers responded immediately with a 4–play, 63–yd. drive as Kaepernick connected with TE Vernon Davis for a 28–yd. TD pass to regain the lead 20–17 with 10:37 remaining. The Packers countered with an 11–play, 61–yd. drive as K Mason Crosby tied the score at 20–20 with a 24–yd. FG. With 5:06 remaining, the 49ers were able to hold onto the ball for the rest of the game, picking up five first downs en route to the GB 15–yd. line where K Phil Dawson connected on a game–winning 33–yd. FG as time expired.

<b>49ers</b>	6	7	0	10	–	23
<b>Packers</b>	0	10	0	10	–	20

SF – Dawson 22 FG  
 SF – Dawson 25 FG  
 GB – Nelson 5 pass from Rodgers (Crosby kick)  
 SF – Gore 10 run (Dawson kick)  
 GB – Crosby 34 FG  
 GB – Kuhn 1 run (Crosby kick)  
 SF – Davis 28 pass from Kaepernick (Dawson kick)  
 GB – Crosby 24 FG  
 SF – Dawson 33 FG

# SAN FRANCISCO 49ERS

**49ers 23, Panthers 10**

**NFC Divisional Playoff**

**January 12 at Bank of America Stadium  
(Charlotte, NC)**

The 49ers defeated the Carolina Panthers, 23–10, at Bank of America Stadium and advanced to the NFC Championship Game for the third consecutive year. The 49ers received the opening kickoff and drove 49 yds. in 13 plays as K Phil Dawson connected on a 49–yd. FG to give San Francisco an early 3–0 lead. On the fifth play of the ensuing drive, Panthers QB Cam Newton's pass was deflected into the air and intercepted by LB Patrick Willis. San Francisco turned the takeaway into points when Dawson made a 33–yd. FG with 4:38 remaining in the 1st qtr. The Panthers put together an 8–play, 65–yd. drive before the 49ers made a spectacular goal–line stand and forced a turnover on downs at the SF 1–yd. line. On the first play following a San Francisco punt, Cam Newton found WR Steve Smith in the end zone for a 31–yd. TD pass to give Carolina a 7–6 lead. On the Panthers next possession, they drove 73 yds. in 13 plays and K Graham Gano made a 24–yd. FG to extend their lead to 10–6. San Francisco then engineered a 12–play, 80–yd. drive and TE Vernon Davis caught a 1–yd. TD pass from QB Colin Kaepernick with just 5 seconds remaining in the first half. The teams went into the locker rooms at halftime with the 49ers leading 13–10. The 49ers forced a three–and–out on the opening possession of the first half. On the ensuing possession, Kaepernick completed 2 of 2 pass atts. to WR Anquan Boldin for 61 yds. and scored on a 4–yd. TD run to extend the Niners lead to 20–10. The 49ers extended the lead to 23–10 on their next possession when Dawson made a 34–yd. FG to cap off a 13–play, 73–yd. drive. With 4:34 remaining in the game, 49ers S Donte Whitner intercepted a pass by Cam Newton at the SF 9–yd. line and San Francisco proceeded to run down the clock before turning the ball over on downs with just 12 seconds remaining. Carolina then came up empty handed in their last–ditch effort to add points to the scoreboard.

<b>49ers</b>	6	7	7	3	–	23
<b>Panthers</b>	0	10	0	0	–	10

SF – Dawson 49 FG

SF – Dawson 33 FG

CAR – Smith 31 pass from Newton (Gano kick)

CAR – Gano 24 FG

SF – Davis 1 pass from Kaepernick (Dawson kick)

SF – Kaepernick 4 run (Dawson kick)

SF – Dawson 34 FG

**49ers 17, Seahawks 23**

**NFC Championship**

**January 19 at CenturyLink Field  
(Seattle, WA)**

The 49ers dropped a hard–fought battle with the Seahawks in the NFC Championship Game, 23–17. On the first play of the game, 49ers LB Aldon Smith sacked Seahawks QB Russell Wilson, forcing and recovering a fumble. The takeaway led to a 25–yd. FG by K Phil Dawson to give San Francisco an early 3–0 lead. After a punt by each team, the 49ers engineered an 8–play, 86–yd. drive, including a 58–yd. run by QB Colin Kaepernick, which was capped off with a 1–yd. TD run by RB Anthony Dixon. Kaepernick's 58–yd. rush is the longest run by a quarterback in NFL postseason history. On the ensuing possession, the Seahawks drove 62 yds. in 9 plays and K Steven Hauschka connected on a 32–yd. FG with 5:47 remaining in the first half to make the score 10–3. With neither side able to score on their final possession of the 2nd qtr., the teams entered the locker rooms at halftime with a score of 10–3. The 49ers punted on the opening series of the second half. Seattle then drove 60 yds. in 4 plays, including a 40–yd. TD run by RB Marshawn Lynch, to tie the game at 10–10. San Francisco responded with a 6–play, 83–yd. drive that was capped off with a 26–yd. TD pass from Kaepernick to WR Anquan Boldin, giving the Niners a 17–10 lead. Seahawks WR Doug Baldwin took the ensuing kickoff 69 yds., which set up a 40–yd. FG six plays later to make the score 17–13 with 3:55 remaining in the 3rd qtr. Following a punt by the 49ers, Seattle put together an 8–play, 62–yd. drive that resulted in points when QB Russell Wilson found WR Jermaine Kearse in the end zone for a 35–yd. TD pass to give Seattle a 20–17 lead. Following a turnover on each of the next three series, Seahawks K Steven Hauschka made the score 23–17 with 3:37 remaining in the game by connecting on a 47–yd. FG. San Francisco proceeded to drive down the field before Kaepernick's pass intended for WR Michael Crabtree in the corner of the end zone was deflected and intercepted.

<b>49ers</b>	3	7	7	0	–	17
<b>Seahawks</b>	0	3	10	10	–	23

SF – Dawson 25 FG

SF – Dixon 1 run (Dawson kick)

SEA – Hauschka 32 FG

SEA – Lynch 40 run (Hauschka kick)

SF – Boldin 26 pass from Kaepernick (Dawson kick)

SEA – Hauschka 40 FG

SEA – Kearse 35 pass from Wilson (Hauschka kick)

SEA – Hauschka 47 FG



## 49ERS NFL COMPOSITE RECORDS (1950-PRESENT)

CURRENT NFC TEAMS				CURRENT AFC TEAMS			
OPPONENT	REG. SEASON	PLAYOFFS	TOTAL	OPPONENT	REG. SEASON	PLAYOFFS	TOTAL
Arizona	29-20	-	29-20	Baltimore	2-3	0-1	2-4
Atlanta	46-29-1	1-1	47-30-1	Buffalo	6-5	-	6-5
Carolina	7-11	1-0	8-11	Cincinnati	9-4	2-0	11-4
Chicago	30-30-1	3-0	33-30-1	Cleveland	7-12	-	7-12
Dallas	15-11-1	2-5	17-16-1	Denver	6-7	1-0	7-7
Detroit	36-27-1	1-1	37-28-1	Houston	2-1	-	2-1
Green Bay	27-31-1	3-4	30-35-1	Indianapolis	18-25	-	18-25
Minnesota	19-21-1	4-1	23-22-1	Jacksonville	2-2	-	2-2
New Orleans	47-25-2	1-0	48-25-2	Kansas City	7-5	-	7-5
N.Y. Giants	15-16	4-4	19-20	Miami	5-6	1-0	6-6
Philadelphia	18-12-1	1-0	19-12-1	New England	8-4	-	8-4
Seattle	15-19	0-1	15-20	N.Y. Jets	10-2	-	10-2
St. Louis	64-64-3	1-0	65-64-3	Oakland	6-7	-	6-7
Tampa Bay	17-4	0-1	17-5	Pittsburgh	11-10	-	11-10
Washington	17-9-1	3-1	20-10-1	San Diego	6-7	1-0	7-7
				Tennessee	8-5	-	8-5

## 49ERS CHAMPIONSHIPS (1950-PRESENT)

YEAR	RECORD	FINISH
1970	11-4-1	NFC West Champions
1971	10-6	NFC West Champions
1972	8-6-1	NFC West Champions
1981	16-3	Super Bowl XVI Champions
1983	11-7	NFC West Champions
1984	18-1	Super Bowl XIX Champions
1986	10-6-1	NFC West Champions
1987	13-3	NFC West Champions
1988	13-6	Super Bowl XXIII Champions
1989	17-2	Super Bowl XXIV Champions
1990	15-3	NFC West Champions
1992	15-3	NFC West Champions
1993	11-7	NFC West Champions
1994	16-3	Super Bowl XXIX Champions
1995	11-6	NFC West Champions
1997	14-4	NFC West Champions
2002	11-7	NFC West Champions
2011	14-4	NFC West Champions
2012	13-5-1	NFC Champions

## 49ERS YEARLY RESULTS ALL-AMERICA FOOTBALL CONFERENCE (1946-49)

1946 (9-5) <i>Lawrence T. Shaw, Coach</i>				1948 (12-2) <i>Lawrence T. Shaw, Coach</i>			
L 7	New York Yanks, S-8	21		W 35	Buffalo Bills, A-29	14	
W 21	Miami Seahawks, S-15	14		W 36	Brooklyn Dodgers, S-5	20	
W 32	Brooklyn Dodgers, S-22	13		W 41	New York Yanks, S-12	0	
L 7	at Chicago Rockets, S-29	21		W 36	Los Angeles Dons, S-19	14	
W 34	at Miami Seahawks, O-7	7		W 38	at Buffalo Bills, S-26	28	
W 23	at Los Angeles Dons, O-12	14		W 31	at Chicago Rockets, O-1	14	
L 14	at Buffalo Bisons, O-18	17		W 56	at Baltimore Colts, O-10	14	
W 34	at Cleveland Browns, O-27	20		W 21	at New York Yanks, O-17	7	
W 27	Buffalo Bisons, N-2	14		W 21	Baltimore Colts, O-24	10	
L 7	Cleveland Browns, N-10	14		W 44	Chicago Rockets, N-7	21	
L 9	at New York Yanks, N-17	10		L 7	at Cleveland Browns, N-14	14	
W 30	at Brooklyn Dodgers, N-24	14		W 63	at Brooklyn Dodgers, N-21	40	
W 14	Chicago Rockets, N-30	0		L 28	Cleveland Browns, N-28	31	
W 48	Los Angeles Dons, D-8	7		W 38	at Los Angeles Dons, D-5	21	
<b>307</b>		<b>189</b>		<b>495</b>		<b>248</b>	

1947 (8-4-2) <i>Lawrence T. Shaw, Coach</i>				1949 (9-3/10-4) <i>Lawrence T. Shaw, Coach</i>			
W 23	Brooklyn Dodgers, A-31	7		W 31	Baltimore Colts, A-28	17	
W 17	Los Angeles Dons, S-7	14		W 42	Chicago Hornets, S-4	7	
W 14	Baltimore Colts, S-14	7		W 42	Los Angeles Dons, S-18	14	
L 16	New York Yanks, S-21	21		L 17	at Buffalo Bills, S-25	28	
W 41	at Buffalo Bills, S-28	24		W 42	at Chicago Hornets, S-30	24	
T 28	at Baltimore Colts, O-5	28		W 56	Cleveland Browns, O-9	28	
W 42	Chicago Rockets, O-12	28		W 51	Buffalo Bills, O-16	7	
L 7	Cleveland Browns, O-26	14		L 3	at New York Yanks, O-23	24	
W 26	at Los Angeles Dons, N-2	16		L 28	at Cleveland Browns, O-30	30	
L 16	at New York Yanks, N-9	24		W 28	at Baltimore Colts, N-6	10	
L 14	at Cleveland Browns, N-16	37		W 41	at Los Angeles Dons, 11-13	24	
W 41	at Chicago Rockets, N-21	16		W 35	New York Yanks, N-27	14	
W 21	at Brooklyn Dodgers, N-27	7		<b>416</b>		<b>227</b>	
T 21	Buffalo Bills, D-7	21					
<b>327</b>		<b>264</b>					

AAFC PLAYOFF - DEC. 4 (at San Francisco - Kezar)				AAFC CHAMPIONSHIP GAME - DEC. 11 (at Cleveland)			
W 17	New York Yanks	7		L 7	at Cleveland Browns	21	

# 49ERS YEARLY RESULTS AND STATISTICS

## NATIONAL FOOTBALL LEAGUE (1950-PRESENT)

### 1950 (3-9)

*Lawrence T. Shaw, Coach*

L	17	New York Yanks (29,600), S-17	21
L	20	Chicago Bears (35,558), S-24	32
L	14	Los Angeles Rams (27,262), O-1	35
L	7	at Detroit (17,337), O-8	24
L	24	at New York Yanks (5,740), O-12	29
W	28	Detroit (27,350), O-22	27
W	17	Baltimore (14,800), O-29	14
L	21	at Los Angeles Rams (15,952), N-5	28
L	14	at Cleveland (28,786), N-12	34
L	0	at Chicago Bears (35,105), N-19	17
L	21	at Green Bay (13,186), N-26	25
W	30	Green Bay (19,204), D-10	14
<b>213</b>			<b>300</b>

### TEAM STATISTICS

	49ers	Opp
TOTAL FIRST DOWNS	201	204
By Rushing	107	111
By Passing	83	81
By Penalties	11	12
TOTAL YARDS GAINED	3,830	3,951
By Rushing	1,955	1,662
By Passing	1,875	2,289
TOTAL PLAYS FROM SCRIMMAGE	906	903
Rushes	460	443
Average Gain Per Rush	4.25	3.75
FORWARD PASSES ATTEMPTED	326	347
Number Completed	164	164
Per Cent Completed	50.3	47.3
Yards Lost Passing	325	248
Passes Had Intercepted	25	22
Yards Gained Per Pass	5.8	6.6
Yards Gained Per Completion	11.4	14.0
PUNTS	63	62
Total Yardage of Punts	2,440	2,443
Average Length	38.7	39.4
Net avg. per punt	32.0	32.2
KICKOFF RETURNS	45	61
Total Yards Returned	800	1014
Average Length of Return	20.0	24.7
PENALTIES	93	71
Yards Penalized	851	599
Net Loss/Gain	-252	252
FUMBLES	35	39
Own Fumbles Recovered	14	18
Opponents' Fumbles Recovered	21	21
FIELD GOALS	4	7
Field Goals Attempted	8	14
TOTAL POINTS SCORED	213	300
Touchdowns Scored	29	40
Touchdowns Rushing	14	17
Touchdowns Passing	14	16
Touchdown Returns	1	7
Extra Points	27	35
Safeties	0	2

SCORING	TDs	Ru	Pa	Int	Fu	KO	Pu	PAT	FG	S	Pts
<i>Soltau, Gordy</i>	1	0	1	0	0	0	0	26/28	4/7	0	44
Perry, Joe	6	5	1	0	0	0	0	0/0	0/0	0	36
Cason, Jim	4	1	3	0	0	0	0	0/0	0/0	0	24
Albert, Frank	3	3	0	0	0	0	0	0/0	0/0	0	18
Beals, Alyn	3	0	3	0	0	0	0	0/0	0/0	0	18
Strzykalski, John	3	2	1	0	0	0	0	0/0	0/0	0	18
<i>Sitko, Emil</i>	3	1	2	0	0	0	0	0/0	0/0	0	18
Gehrke, Fred	2	1	1	0	0	0	0	0/0	0/0	0	12
Banducci, Bruno	1	0	1	0	0	0	0	0/0	0/0	0	6
Livingston, Howie	1	0	0	1	0	0	0	0/0	0/0	0	6
Salata, Paul	1	0	1	0	0	0	0	0/0	0/0	0	6
Standlee, Norm	1	1	0	0	0	0	0	0/0	0/0	0	6
<i>Nix, Jack</i>	0	0	0	0	0	0	0	1/1	0/0	0	1
<b>49ERS</b>	<b>29</b>	<b>14</b>	<b>14</b>	<b>1</b>	<b>0</b>	<b>0</b>	<b>0</b>	<b>27/29</b>	<b>4/7</b>	<b>0</b>	<b>213</b>
<b>OPPONENTS</b>	<b>40</b>	<b>17</b>	<b>16</b>	<b>3</b>	<b>3</b>	<b>1</b>	<b>0</b>	<b>35/39</b>	<b>7/14</b>	<b>2</b>	<b>300</b>

Rookie Names in Italic

RUSHING	Att	Yds	Avg	LG	TD			
Perry, Joe	124	647	5.2	78t	5			
Strzykalski, John	136	612	4.5	38	2			
Albert, Frank	53	272	5.1	42	3			
Cason, Jim	38	129	3.4	24t	1			
<i>Sitko, Emil</i>	23	105	4.6	15	1			
Cathcart, Sam	33	76	2.3	17	0			
Gehrke, Fred	22	69	3.1	12	1			
Standlee, Norm	12	23	1.9	8	1			
Wagner, Lowell	2	5	2.5	3	0			
Cathcart, Royal	3	5	1.7	3	0			
<i>Powers, Jim</i>	3	4	1.3	3	0			
Lillywhite, Verl	7	4	0.6	5	0			
Garlin, Don	3	3	1.0	2	0			
Shoener, Hal	1	1	1.0	1	0			
49ERS	460	1,955	4.3	78t	14			
OPPONENTS	443	1,662	3.8	57t	17			
RECEIVING	No	Yds	Avg	LG	TD			
Loyd, Alex	32	402	12.6	38	0			
Cason, Jim	30	374	12.5	43	3			
Strzykalski, John	24	187	7.8	28	1			
Beals, Alyn	22	315	14.3	38	3			
<i>Soltau, Gordy</i>	14	170	12.1	28	1			
Perry, Joe	13	69	5.3	16	1			
<i>Nix, Jack</i>	9	114	12.7	50	0			
Cathcart, Sam	7	99	14.1	24	0			
Salata, Paul	5	46	9.2	17	1			
<i>Sitko, Emil</i>	3	43	14.3	28t	2			
Gehrke, Fred	3	29	9.7	13	1			
Bruce, Gail	1	10	10.0	10	0			
Lillywhite, Verl	1	6	6.0	6	0			
Banducci, Bruno	Lat	11		11t	1			
49ERS	164	1,875	11.4	50	14			
OPPONENTS	164	2,289	14.0	72t	16			
INTERCEPTIONS	No	Yds	Avg	LG	TD			
<i>Powers, Jim</i>	5	42	8.4	26	0			
Livingston, Howie	4	99	24.8	35t	1			
Wagner, Lowell	4	12	3.0	8	0			
Cathcart, Sam	3	58	19.3	19	0			
Grgich, Visco	1	37	37.0	37	0			
Cason, Jim	1	22	22.0	22	0			
Shoener, Hal	1	14	14.0	14	0			
Lillywhite, Verl	1	11	11.0	11	0			
Wismann, Pete	1	5	5.0	5	0			
Bruce, Gail	1	4	4.0	4	0			
49ERS	22	304	13.8	37	1			
OPPONENTS	25	429	17.2	50	3			
KICKOFF RETURNS	No	Yds	Avg	LG	TD			
Cathcart, Sam	13	311	23.9	62	0			
Perry, Joe	12	223	18.6	27	0			
Shoener, Hal	4	53	13.3	17	0			
Gehrke, Fred	2	57	28.5	32	0			
Cason, Jim	2	48	24.0	25	0			
Lillywhite, Verl	2	36	18.0	21	0			
Garlin, Don	1	24	24.0	24	0			
Sandifer, Dan	1	19	19.0	19	0			
Standlee, Norm	1	17	17.0	17	0			
<i>Matthews, Clay</i>	1	10	10.0	10	0			
Evans, Ray	1	2	2.0	2	0			
49ERS	40	800	20.0	62	0			
OPPONENTS	41	1,014	24.7	37	1			
PUNT RETURNS	No	Yds	Avg	LG	TD			
Cason, Jim	11	173	15.7	33	0			
Cathcart, Sam	16	185	11.6	29	0			
Gehrke, Fred	5	44	8.8	19	0			
Wagner, Lowell	1	4	4.0	4	0			
49ERS	33	406	12.3	33	0			
OPPONENTS	37	413	11.2	27	0			
PUNTING	No	Yds	Avg	LG	Bk			
Lillywhite, Verl	26	1,016	39.1	57	0			
Albert, Frank	37	1,424	38.5	64	1			
49ERS	63	2,440	38.7	64	1			
OPPONENTS	62	2,443	39.4	57	0			
PASSING	Att	Comp	Pct	Yds	LG	TD	Int	QB
Albert, Frank	306	155	50.7	1,767	43	14	23	52.3
<i>Powers, Jim</i>	20	9	45.0	108	50	0	2	22.5
49ERS	326	164	50.3	1,875	50	14	25	50.3
OPPONENTS	347	164	47.3	2,289	72t	16	22	57.9

# SAN FRANCISCO 49ERS

## 1951 (7-4-1)

**Lawrence T. Shaw, Coach**

W	24	Cleveland (48,263), S-30	10
L	14	at Philadelphia (23,827), O-6	21
W	28	at Pittsburgh (27,124), O-14	24
L	7	at Chicago Bears (42,296), O-21	13
W	44	Los Angeles Rams (49,538), O-28	17
L	16	at Los Angeles Rams (54,346), N-4	23
W	19	New York Yanks (25,538), N-11	14
L	21	Chicago Cards (19,658), N-18	27
T	10	at New York Yanks (10,184), N-25	10
W	20	at Detroit (46,467), D-2	10
W	31	Green Bay (15,121), D-9	19
W	21	Detroit (27,276), D-16	17
<b>255</b>			<b>205</b>

<b>TEAM STATISTICS</b>		<b>49ers</b>	<b>Opp</b>
TOTAL FIRST DOWNS		237	188
By Rushing		134	91
By Passing		92	84
By Penalties		11	13
TOTAL YARDS GAINED		4,321	3,862
By Rushing		2,366	1,549
By Passing		1,955	2,313
TOTAL PLAYS FROM SCRIMMAGE		915	900
Rushes		523	417
Average Gain Per Rush		4.5	3.7
FORWARD PASSES ATTEMPTED		281	353
Number Completed		154	158
Per Cent Completed		54.8	44.8
Yards Lost Passing		308	212
Passes Had Intercepted		9	33
Yards Gained Per Pass		7.0	6.5
Yards Gained Per Completion		12.7	14.6
PUNTS		54	70
Total Yardage of Punts		2,354	2,826
Average Length		43.6	40.4
Net avg. per punt		39.4	33.4
KICKOFF RETURNS		53	49
Total Yards Returned		820	957
Average Length of Return		21.6	21.8
PENALTIES		75	68
Yards Penalized		694	526
Net Loss/Gain		-168	168
FUMBLES		26	22
Own Fumbles Recovered		6	13
Opponents' Fumbles Recovered		9	20
FIELD GOALS		6	13
Field Goals Attempted		18	24
TOTAL POINTS SCORED		255	205
Touchdowns Scored		34	24
Touchdowns Rushing		19	9
Touchdowns Passing		14	15
Touchdown Returns		1	0
Extra Points		31	22
Safeties		1	0

<b>SCORING</b>	<b>TDs</b>	<b>Ru</b>	<b>Pa</b>	<b>Int</b>	<b>Fu</b>	<b>KO</b>	<b>Pu</b>	<b>PAT</b>	<b>FG</b>	<b>S</b>	<b>Pts</b>
Soltau, Gordy	7	0	7	0	0	0	0	30/32	6/18	0	90
Arenas, Joe	4	3	1	0	0	0	0	0/0	0/0	0	24
Perry, Joe	4	3	1	0	0	0	0	0/0	0/0	0	24
Albert, Frank	3	3	0	0	0	0	0	0/0	0/0	0	18
Strzykalski, John	3	3	0	0	0	0	0	0/0	0/0	0	18
Wilson, Billy	3	0	3	0	0	0	0	0/0	0/0	0	18
Lillywhite, Verl	2	1	1	0	0	0	0	0/0	0/0	0	12
Monachino, Jim	2	2	0	0	0	0	0	0/0	0/0	0	12
Schabarum, Pete	2	2	0	0	0	0	0	0/0	0/0	0	12
Cason, Jim	1	0	0	1	0	0	0	0/0	0/0	0	6
Jessup, Bill	1	0	1	0	0	0	0	0/0	0/0	0	6
Nomellini, Leo	1	0	0	0	0	0	1	0/0	0/0	0	6
Tittle, Y.A.	1	1	0	0	0	0	0	0/0	0/0	0	6
Tanner, Hampton	0	0	0	0	0	0	0	0/0	0/0	1	2
Bruce, Gail	0	0	0	0	0	0	0	1/1	0/0	0	1
<b>49ERS</b>	<b>34</b>	<b>18</b>	<b>14</b>	<b>1</b>	<b>0</b>	<b>0</b>	<b>1</b>	<b>31/33</b>	<b>6/18</b>	<b>1</b>	<b>255</b>
<b>OPPONENTS</b>	<b>24</b>	<b>9</b>	<b>15</b>	<b>0</b>	<b>0</b>	<b>0</b>	<b>0</b>	<b>22/24</b>	<b>13/24</b>	<b>0</b>	<b>205</b>

<b>RUSHING</b>	<b>Att</b>	<b>Yds</b>	<b>Avg</b>	<b>LG</b>	<b>TD</b>
Perry, Joe	136	677	5.0	58t	3
Lillywhite, Verl	67	397	5.9	60t	1
Schabarum, Pete	76	311	4.1	67	2
Strzykalski, John	81	296	3.7	13	3
Arenas, Joe	34	183	5.4	15	3
Strickland, Bishop	34	165	4.9	15	0
Albert, Frank	35	146	4.2	34	3
Monachino, Jim	21	74	3.5	7	2
Standlee, Norm	16	65	4.1	13	0
White, Bob	8	33	4.1	9	0
Tittle, Y.A.	13	18	1.4	5	1
Cason, Jim	1	5	5.0	5	0
Soltau, Gordy	1	-4	-4.0	-4	0
<b>49ERS</b>	<b>523</b>	<b>2,366</b>	<b>4.5</b>	<b>67</b>	<b>18</b>
<b>OPPONENTS</b>	<b>417</b>	<b>1,549</b>	<b>3.7</b>	<b>61</b>	<b>9</b>

<b>RECEIVING</b>	<b>No</b>	<b>Yds</b>	<b>Avg</b>	<b>LG</b>	<b>TD</b>
Soltau, Gordy	59	826	14.0	48t	7
Wilson, Billy	18	268	14.9	38	3
Perry, Joe	18	167	9.3	35	1
Beals, Alyn	12	126	10.5	22	0
Strzykalski, John	12	105	8.8	13	0
Lillywhite, Verl	11	125	11.4	29	1
Schabarum, Pete	10	162	16.2	47	0
Jessup, Bill	7	99	14.1	31	1
White, Bob	3	36	12.0	22	0
Arenas, Joe	1	12	12.0	12t	1
Berry, Rex	1	12	12.0	12	0
Cason, Jim	1	8	8.0	8	0
Monachino, Jim	1	6	6.0	6	0
Johnson, Bill	0	3	0.0	3	0
<b>49ERS</b>	<b>154</b>	<b>1,955</b>	<b>12.7</b>	<b>48t</b>	<b>14</b>
<b>OPPONENTS</b>	<b>158</b>	<b>2,313</b>	<b>14.6</b>	<b>81t</b>	<b>15</b>

<b>INTERCEPTIONS</b>	<b>No</b>	<b>Yds</b>	<b>Avg</b>	<b>LG</b>	<b>TD</b>
Wagner, Lowell	9	115	12.8	40	0
Cason, Jim	8	147	18.4	65t	1
Berry, Rex	4	77	19.3	38	0
Powers, Jim	4	73	18.3	28	0
Lillywhite, Verl	3	47	15.7	24	0
Wismann, Pete	2	12	6.0	10	0
Carapella, Al	1	11	11.0	11	0
White, Bob	1	11	11.0	11	0
Brown, Hardy	1	5	5.0	5	0
<b>49ERS</b>	<b>33</b>	<b>498</b>	<b>15.1</b>	<b>65t</b>	<b>1</b>
<b>OPPONENTS</b>	<b>19</b>	<b>223</b>	<b>11.7</b>	<b>62</b>	<b>0</b>

<b>KICKOFF RETURNS</b>	<b>No</b>	<b>Yds</b>	<b>Avg</b>	<b>LG</b>	<b>TD</b>
Arenas, Joe	21	542	25.8	49	0
Cason, Jim	10	196	19.6	41	0
Nomellini, Leo	2	27	13.5	16	0
Perry, Joe	1	32	32.0	32	0
Strickland, Bishop	1	14	14.0	14	0
Collins, Ray	1	6	6.0	6	0
Banducci, Bruno	1	3	3.0	3	0
Wilson, Billy	1	0	0.0	0	0
<b>49ERS</b>	<b>38</b>	<b>820</b>	<b>21.6</b>	<b>49</b>	<b>0</b>
<b>OPPONENTS</b>	<b>44</b>	<b>957</b>	<b>21.8</b>	<b>63</b>	<b>0</b>

<b>PUNT RETURNS</b>	<b>No</b>	<b>Yds</b>	<b>Avg</b>	<b>LG</b>	<b>TD</b>
Arenas, Joe	21	272	13.0	51	0
Cason, Jim	13	115	8.9	20	0
Nomellini, Leo	1	20	20.0	20t	1
<b>49ERS</b>	<b>35</b>	<b>407</b>	<b>11.6</b>	<b>51</b>	<b>1</b>
<b>OPPONENTS</b>	<b>21</b>	<b>140</b>	<b>6.7</b>	<b>58</b>	<b>0</b>

<b>PUNTING</b>	<b>No</b>	<b>Yds</b>	<b>Avg</b>	<b>LG</b>	<b>Bk</b>
Albert, Frank	34	1,506	44.3	66	0
Lillywhite, Verl	20	848	42.4	75	0
<b>49ERS</b>	<b>54</b>	<b>2,354</b>	<b>43.6</b>	<b>75</b>	<b>0</b>
<b>OPPONENTS</b>	<b>70</b>	<b>2,826</b>	<b>40.4</b>	<b>67</b>	<b>1</b>

<b>PASSING</b>	<b>Att</b>	<b>Comp</b>	<b>Pct</b>	<b>Yds</b>	<b>LG</b>	<b>TD</b>	<b>Int</b>	<b>QB</b>
Tittle, Y.A.	114	63	55.3	808	48t	8	9	68.2
Albert, Frank	166	90	54.2	1,116	47	5	10	60.2
Perry, Joe	1	1	100.0	31	31t	1	0	158.3
<b>49ERS</b>	<b>281</b>	<b>154</b>	<b>54.8</b>	<b>1,955</b>	<b>48t</b>	<b>14</b>	<b>19</b>	<b>65.2</b>
<b>OPPONENTS</b>	<b>353</b>	<b>158</b>	<b>44.8</b>	<b>2,313</b>	<b>81t</b>	<b>15</b>	<b>33</b>	<b>41.9</b>

Rookie Names in *Italic*

# SAN FRANCISCO 49ERS

## 1952 (7-5)

*Lawrence T. Shaw, Coach*

W	17	Detroit (52,750), S-28	3
W	37	at Dallas Texans (12,566), O-5	14
W	28	at Detroit (42,842), O-12	0
W	40	at Chicago Bears (46,338), O-19	16
W	48	Dallas Texans (26,887), O-26	21
L	17	Chicago Bears (58,255), N-2	20
L	14	at New York Giants (54,230), N-9	23
W	23	at Washington (30,863), N-16	17
L	9	at Los Angeles Rams (64,450), N-23	35
L	21	Los Angeles Rams (49,420), N-30	34
L	7	Pittsburgh (13,886), D-7	24
W	24	Green Bay (17,579), D-14	14
<b>285</b>			<b>221</b>

### TEAM STATISTICS

	49ers	Opp
TOTAL FIRST DOWNS	213	167
By Rushing	97	81
By Passing	104	76
By Penalties	12	10
TOTAL YARDS GAINED	4,276	3,495
By Rushing	1,905	1,566
By Passing	2,371	1,929
TOTAL PLAYS FROM SCRIMMAGE	884	887
Rushes	421	412
Average Gain Per Rush	5.0	3.8
FORWARD PASSES ATTEMPTED	342	342
Number Completed	174	151
Per Cent Completed	51.8	44.2
Yards Lost Passing	396	291
Passes Had Intercepted	23	17
Yards Gained Per Pass	5.8	4.8
Yards Gained Per Completion	13.6	12.8
PUNTS	68	78
Total Yardage of Punts	2,899	3,218
Average Length	42.6	41.3
Net avg. per punt	36.8	34.6
KICKOFF RETURNS	58	50
Total Yards Returned	798	1,242
Average Length of Return	22.2	23.9
PENALTIES	79	65
Yards Penalized	628	530
Net Loss/Gain	-98	98
FUMBLES	26	31
Own Fumbles Recovered	13	13
Opponents' Fumbles Recovered	18	13
FIELD GOALS	6	10
Field Goals Attempted	12	21
TOTAL POINTS SCORED	285	221
Touchdowns Scored	38	27
Touchdowns Rushing	16	10
Touchdowns Passing	19	15
Touchdown Returns	3	2
Extra Points	35	27
Field Goals	6	10
Safeties	2	1

### SCORING

	TDs	Ru	Pa	Int	Fu	KO	Pu	PAT	FG	S	Pts
Soltau, Gordy	7	0	7	0	0	0	0	34/36	6/12	0	94
McElhenny, Hugh	10	6	3	0	0	0	1	0/0	0/0	0	60
Perry, Joe	8	8	0	0	0	0	0	0/0	0/0	0	48
White, Bob	3	1	2	0	0	0	0	0/0	0/0	0	18
Wilson, Billy	3	0	3	0	0	0	0	0/0	0/0	0	18
O'Donahue, Pat	1	0	0	0	0	0	1	1/1	0/0	0	7
Albert, Frank	1	1	0	0	0	0	0	0/0	0/0	0	6
Aldridge, Ben	1	0	1	0	0	0	0	0/0	0/0	0	6
Arenas, Joe	1	0	1	0	0	0	0	0/0	0/0	0	6
Boone, J.R.	1	0	1	0	0	0	0	0/0	0/0	0	6
Burke, Don	1	0	0	1	0	0	0	0/0	0/0	0	6
Jessup, Bill	1	0	1	0	0	0	0	0/0	0/0	0	6
Momsen, Bob	0	0	0	0	0	0	0	0/0	0/0	1	2
Powell, Charlie	0	0	0	0	0	0	0	0/0	0/0	1	2
<b>49ERS</b>	<b>38</b>	<b>16</b>	<b>19</b>	<b>1</b>	<b>0</b>	<b>0</b>	<b>2</b>	<b>35/37</b>	<b>6/12</b>	<b>2</b>	<b>285</b>
<b>OPPONENTS</b>	<b>27</b>	<b>10</b>	<b>15</b>	<b>0</b>	<b>1</b>	<b>0</b>	<b>1</b>	<b>27/27</b>	<b>10/21</b>	<b>1</b>	<b>221</b>

RUSHING	Att	Yds	Avg	LG	TD
Perry, Joe	158	725	4.6	78t	8
McElhenny, Hugh	98	684	7.0	89t	6
Arenas, Joe	44	183	4.2	14	0
Albert, Frank	22	87	4.0	29	1
Boone, J.R.	24	72	3.0	12	0
Strzykalski, John	16	53	3.3	11	0
Aldridge, Ben	13	36	2.8	11	0
White, Bob	24	33	1.4	17	1
Cathcart, Sam	6	21	3.5	7	0
Standlee, Norm	2	8	4.0	9	0
Berry, Rex	1	7	7.0	7	0
Nomellini, Leo	1	5	5.0	5	0
Meyers, Bob	1	2	2.0	2	0
Tittle, Y.A.	11	-11	-1.0	4	0
<b>49ERS</b>	<b>421</b>	<b>1,905</b>	<b>4.5</b>	<b>89t</b>	<b>16</b>
<b>OPPONENTS</b>	<b>412</b>	<b>1,566</b>	<b>3.8</b>	<b>51</b>	<b>10</b>

RECEIVING	No	Yds	Avg	LG	TD
Soltau, Gordy	55	774	14.1	49t	7
McElhenny, Hugh	26	367	14.1	77	3
Boone, J.R.	25	461	18.4	53	1
Wilson, Billy	23	304	13.2	40	3
Perry, Joe	15	81	5.4	17	0
White, Bob	12	173	14.4	60	2
Jessup, Bill	6	108	18.0	58	1
Arenas, Joe	5	47	9.4	14	1
Aldridge, Ben	4	22	5.5	16	1
Cathcart, Sam	2	15	7.5	13	0
Henke, Ed	1	13	13.0	13	0
Wagner, Lowell	1	6	6.0	6	0
Strzykalski, John	1	4	4.0	4	0
Banducci, Bruno	1	-4	-4.0	-4	0
<b>49ERS</b>	<b>177</b>	<b>2,371</b>	<b>13.4</b>	<b>77</b>	<b>19</b>
<b>OPPONENTS</b>	<b>151</b>	<b>1,929</b>	<b>12.8</b>	<b>90t</b>	<b>15</b>

INTERCEPTIONS	No	Yds	Avg	LG	TD
Wagner, Lowell	6	69	11.5	30	0
Cathcart, Sam	3	64	21.3	30	0
Powers, Jim	2	37	18.5	23	0
Berry, Rex	2	27	13.5	23	0
Cason, Jim	2	4	2.0	4	0
Burke, Don	1	35	35.0	35t	1
Brown, Hardy	1	16	16.0	16	0
<b>49ERS</b>	<b>17</b>	<b>252</b>	<b>14.8</b>	<b>35t</b>	<b>1</b>
<b>OPPONENTS</b>	<b>23</b>	<b>299</b>	<b>13.0</b>	<b>38</b>	<b>0</b>

KICKOFF RETURNS	No	Yds	Avg	LG	TD
Arenas, Joe	11	291	26.5	47	0
McElhenny, Hugh	18	396	22.0	40	0
Brown, Hardy	2	31	15.5	23	0
O'Donahue, Pat	2	17	8.5	10	0
Burke, Don	1	25	25.0	25	0
Cathcart, Sam	1	20	20.0	20	0
Nomellini, Leo	1	18	18.0	18	0
<b>49ERS</b>	<b>36</b>	<b>798</b>	<b>22.2</b>	<b>47</b>	<b>0</b>
<b>OPPONENTS</b>	<b>52</b>	<b>1,242</b>	<b>23.9</b>	<b>52</b>	<b>0</b>

PUNT RETURNS	No	Yds	Avg	LG	TD
McElhenny, Hugh	20	284	14.2	94t	1
Boone, J.R.	11	66	6.0	17	0
Arenas, Joe	7	40	5.7	13	0
Cathcart, Sam	1	23	23.0	23	0
O'Donahue, Pat	1	23	23.0	23t	1
<b>49ERS</b>	<b>40</b>	<b>436</b>	<b>10.9</b>	<b>94t</b>	<b>2</b>
<b>OPPONENTS</b>	<b>29</b>	<b>359</b>	<b>12.4</b>	<b>82t</b>	<b>1</b>

PUNTING	No	Yds	Avg	LG	Bik
Albert, Frank	68	2,899	42.6	70	0
<b>49ERS</b>	<b>68</b>	<b>2,899</b>	<b>42.6</b>	<b>70</b>	<b>0</b>
<b>OPPONENTS</b>	<b>78</b>	<b>3,218</b>	<b>41.3</b>	<b>66</b>	<b>0</b>

PASSING	Att	Comp	Pct	Yds	LG	TD	Int	QB
Albert, Frank	129	71	55.0	964	60t	8	10	67.5
Tittle, Y.A.	208	106	51.0	1,407	77	11	12	66.3
Arenas, Joe	1	0	0.0	0	0	0	0	39.6
Cathcart, Sam	1	0	0.0	0	0	0	1	0.0
Powers, Jim	1	0	0.0	0	0	0	0	39.6
Perry, Joe	2	0	0.0	0	0	0	0	39.6
<b>49ERS</b>	<b>342</b>	<b>177</b>	<b>51.8</b>	<b>2,371</b>	<b>77</b>	<b>19</b>	<b>23</b>	<b>64.6</b>
<b>OPPONENTS</b>	<b>342</b>	<b>151</b>	<b>44.2</b>	<b>1,929</b>	<b>90t</b>	<b>15</b>	<b>17</b>	<b>56.3</b>

Rookie Names in Italic

# SAN FRANCISCO 49ERS

## 1953 (9-3)

*Lawrence T. Shaw, Coach*

W	31	Philadelphia (25,000), S-27	21
W	31	Los Angeles Rams (41,446), O-4	30
L	21	at Detroit (56,080), O-11	24
W	35	at Chicago Bears (36,909), O-18	28
L	10	Detroit (52,300), O-25	14
W	24	Chicago Bears (26,308), N-1	14
W	31	at Los Angeles Rams (85,856), N-8	27
L	21	at Cleveland (80,698), N-15	23
W	37	at G.B. in Milwaukee (16,378), N-22	7
W	38	at Baltimore (26,005), N-29	21
W	48	Green Bay (31,337), D-6	14
W	45	Baltimore (23,932), D-13	14
<b>372</b>			<b>237</b>

TEAM STATISTICS		49ers	Opp
TOTAL FIRST DOWNS		243	206
By Rushing		128	99
By Passing		99	95
By Penalties		16	12
TOTAL YARDS GAINED		4,398	3,425
By Rushing		2,230	1,548
By Passing		2,168	1,877
TOTAL PLAYS FROM SCRIMMAGE		825	830
Rushes		443	398
Average Gain Per Rush		5.0	3.9
FORWARD PASSES ATTEMPTED		322	356
Number Completed		174	173
Per Cent Completed		54.0	48.6
Yards Lost Passing		239	223
Passes Had Intercepted		19	23
Yards Gained Per Pass		6.7	5.3
Yards Gained Per Completion		12.5	10.8
PUNTS		42	60
Total Yardage of Punts		1,706	2,457
Average Length		40.6	41.0
Net avg. per punt		37.5	35.8
KICKOFF RETURNS		49	69
Number Returned		43	59
Total Yards Returned		1,105	1,264
Average Length of Return		25.7	21.4
PENALTIES		90	71
Yards Penalized		772	615
Net Loss/Gain		-157	157
FUMBLES		28	33
Own Fumbles Recovered		9	16
Opponents' Fumbles Recovered		17	19
FIELD GOALS		10	9
Field Goals Attempted		13	16
TOTAL POINTS SCORED		372	237
Touchdowns Scored		49	30
Touchdowns Rushing		26	12
Touchdowns Passing		22	17
Touchdown Returns		1	1
Extra Points		48	30
Field Goals		10	9
Safeties		0	0

SCORING	TDs	Ru	Pa	Int	Fu	KO	Pu	PAT	FG	S	Pts
Soltau, Gordy	6	0	6	0	0	0	0	48/49	10/15	0	114
Perry, Joe	13	10	3	0	0	0	0	0/0	0/3	0	78
Wilson, Billy	10	0	10	0	0	0	0	0/0	0/0	0	60
Arenas, Joe	7	6	1	0	0	0	0	0/0	0/0	0	42
Tittle, Y.A.	6	6	0	0	0	0	0	0/0	0/0	0	36
McElhenny, Hugh	5	3	2	0	0	0	0	0/0	0/0	0	30
Berry, Rex	1	0	0	1	0	0	0	0/0	0/0	0	6
Mixon, Billy	1	1	0	0	0	0	0	0/0	0/0	0	6
<b>49ERS</b>	<b>49</b>	<b>26</b>	<b>22</b>	<b>1</b>	<b>0</b>	<b>0</b>	<b>0</b>	<b>48/49</b>	<b>10/18</b>	<b>0</b>	<b>372</b>
<b>OPPONENTS</b>	<b>30</b>	<b>12</b>	<b>17</b>	<b>0</b>	<b>1</b>	<b>0</b>	<b>0</b>	<b>30/30</b>	<b>9/16</b>	<b>0</b>	<b>237</b>

RUSHING	Att	Yds	Avg	LG	TD
Perry, Joe	192	1,018	5.3	51t	10
McElhenny, Hugh	112	503	4.5	33	3
Arenas, Joe	72	380	5.3	60t	6
Mixon, Billy	25	176	7.0	33	1
Schabarum, Pete	18	104	5.8	23	0
Tittle, Y.A.	14	41	2.9	14	6
Monachino, Jim	4	10	2.5	5	0
Wagner, Lowell	1	4	4.0	4	0
Ledyard, Hal	1	3	3.0	3	0
Bahnsen, Ken	1	1	1.0	1	0
Powers, Jim	3	-10	-3.3	0	0
<b>49ERS</b>	<b>443</b>	<b>2,230</b>	<b>5.0</b>	<b>60t</b>	<b>26</b>
<b>OPPONENTS</b>	<b>398</b>	<b>1,548</b>	<b>3.9</b>	<b>48</b>	<b>12</b>

RECEIVING	No	Yds	Avg	LG	TD
Wilson, Billy	51	840	16.5	61t	10
Soltau, Gordy	43	620	14.4	54t	6
McElhenny, Hugh	30	474	15.8	71	2
Perry, Joe	19	191	10.1	60t	3
Arenas, Joe	10	113	11.3	38	1
Schabarum, Pete	10	96	9.6	31	0
Babcock, Harry	7	59	8.4	13	0
Monachino, Jim	2	9	4.5	9	0
Mixon, Billy	1	7	7.0	7	0
Hogland, Doug	1	-2	-2.0	-2	0
<b>49ERS</b>	<b>174</b>	<b>2,407</b>	<b>13.8</b>	<b>71</b>	<b>22</b>
<b>OPPONENTS</b>	<b>173</b>	<b>2,100</b>	<b>12.1</b>	<b>66t</b>	<b>17</b>

INTERCEPTIONS	No	Yds	Avg	LG	TD
Berry, Rex	7	142	20.3	29	1
Wagner, Lowell	6	135	22.5	32	0
Bruney, Fred	5	59	11.8	23	0
Arenas, Joe	2	29	14.5	17	0
Morton, John	2	16	8.0	9	0
Brown, Hardy	1	7	7.0	7	0
<b>49ERS</b>	<b>23</b>	<b>388</b>	<b>16.9</b>	<b>32</b>	<b>1</b>
<b>OPPONENTS</b>	<b>19</b>	<b>204</b>	<b>10.7</b>	<b>30</b>	<b>0</b>

KICKOFF RETURNS	No	Yds	Avg	LG	TD
Arenas, Joe	16	551	34.4	82	0
McElhenny, Hugh	15	368	24.5	55	0
Schabarum, Pete	2	50	25.0	27	0
Bruney, Fred	2	46	23.0	25	0
Perry, Joe	2	21	10.5	11	0
Babcock, Harry	2	3	1.5	3	0
Berry, Rex	1	37	37.0	37	0
Bahnsen, Ken	1	21	21.0	21	0
Nomellini, Leo	1	5	5.0	5	0
Brown, Hardy	1	3	3.0	3	0
<b>49ERS</b>	<b>43</b>	<b>1,105</b>	<b>25.7</b>	<b>82</b>	<b>0</b>
<b>OPPONENTS</b>	<b>59</b>	<b>1,264</b>	<b>21.4</b>	<b>78</b>	<b>0</b>

PUNT RETURNS	No	Yds	Avg	LG	TD
McElhenny, Hugh	15	104	6.9	25	0
Arenas, Joe	8	93	11.6	50	0
Berry, Rex	7	42	6.0	17	0
Schabarum, Pete	2	0	0.0	0	0
Bruney, Fred	1	11	11.0	11	0
<b>49ERS</b>	<b>33</b>	<b>250</b>	<b>7.6</b>	<b>50</b>	<b>0</b>
<b>OPPONENTS</b>	<b>27</b>	<b>109</b>	<b>4.0</b>	<b>13</b>	<b>0</b>

PUNTING	No	Yds	Avg	LG	Bk
Powers, Jim	42	1,706	40.6	55	1
<b>49ERS</b>	<b>42</b>	<b>1,706</b>	<b>40.6</b>	<b>55</b>	<b>1</b>
<b>OPPONENTS</b>	<b>60</b>	<b>2,457</b>	<b>41.0</b>	<b>61</b>	<b>0</b>

PASSING	Att	Comp	Pct	Yds	LG	TD	Int	QB
Tittle, Y.A.	259	149	57.5	2,121	71t	20	16	84.2
Powers, Jim	49	22	44.9	259	28	1	2	51.3
McElhenny, Hugh	3	2	66.7	13	11t	1	0	115.3
Perry, Joe	1	1	100.0	14	14	0	0	118.8
Arenas, Joe	1	0	0.0	0	0	0	0	39.6
Ledyard, Hal	9	0	0.0	0	0	0	0	39.6
<b>49ERS</b>	<b>322</b>	<b>174</b>	<b>54.0</b>	<b>2,407</b>	<b>71t</b>	<b>22</b>	<b>18</b>	<b>77.8</b>
<b>OPPONENTS</b>	<b>356</b>	<b>173</b>	<b>48.6</b>	<b>1,877</b>	<b>66t</b>	<b>17</b>	<b>23</b>	<b>53.6</b>

Rookie Names in *Italic*



# SAN FRANCISCO 49ERS

## 1954 (7-4-1)

**Lawrence T. Shaw, Coach**

W	41	Washington (32,085), S-26	7
T	24	at Los Angeles Rams (79,208), O-3	24
W	23	at G.B. in Milwaukee (15,571), O-10	17
W	27	at Chicago Bears (42,935), O-17	24
W	37	Detroit (58,891), O-24	31
L	27	Chicago Bears (49,833), O-31	31
L	34	Los Angeles Rams (58,758), N-7	42
L	7	at Detroit (58,431), N-14	48
W	31	at Pittsburgh (37,001), N-20	3
L	13	at Baltimore (23,875), N-28	17
W	35	Green Bay (32,012), D-5	0
W	10	Baltimore (25,456), D-11	7
<b>313</b>			<b>251</b>

<b>TEAM STATISTICS</b>		<b>49ers</b>	<b>Opp</b>
TOTAL FIRST DOWNS		252	207
By Rushing		125	74
By Passing		109	122
By Penalties		18	11
TOTAL YARDS GAINED		4,704	4,020
By Rushing		2,498	1,371
By Passing		2,206	2,649
TOTAL PLAYS FROM SCRIMMAGE		863	800
Rushes		442	348
Average Gain Per Rush		5.7	3.9
FORWARD PASSES ATTEMPTED		340	374
Number Completed		187	193
Per Cent Completed		55.0	51.6
Yards Lost Passing		238	366
Passes Had Intercepted		12	19
Yards Gained Per Pass		6.5	7.1
Yards Gained Per Completion		11.8	13.7
PUNTS		60	59
Total Yardage of Punts		2,221	2,420
Average Length		37.0	41.0
Net avg. per punt		32.2	34.8
KICKOFF RETURNS		51	64
Number Returned		39	57
Total Yards Returned		930	1,145
Average Length of Return		23.8	20.1
PENALTIES		73	51
Yards Penalized		614	426
Net Loss/Gain		-188	188
FUMBLES		30	29
Own Fumbles Recovered		17	14
Opponents' Fumbles Recovered		18	13
FIELD GOALS		12	9
Field Goals Attempted		21	19
TOTAL POINTS SCORED		313	251
Touchdowns Scored		40	32
Touchdowns Rushing		28	8
Touchdowns Passing		10	24
Touchdown Returns		2	0
Extra Points		37	32
Field Goals		12	9
Safeties		0	0

<b>SCORING</b>	<b>TDs</b>	<b>Ru</b>	<b>Pa</b>	<b>Int</b>	<b>Fu</b>	<b>KO</b>	<b>Pu</b>	<b>PAT</b>	<b>FG</b>	<b>S</b>	<b>Pts</b>
Soltau, Gordy	2	0	2	0	0	0	0	31/33	11/18	0	76
Perry, Joe	8	8	0	0	0	0	0	6/7	1/3	0	57
Johnson, John Henry	9	9	0	0	0	0	0	0/0	0/0	0	54
McElhenny, Hugh	6	6	0	0	0	0	0	0/0	0/0	0	36
Wilson, Billy	5	0	5	0	0	0	0	0/0	0/0	0	30
Tittle, Y.A.	4	4	0	0	0	0	0	0/0	0/0	0	24
Jessup, Bill	3	0	3	0	0	0	0	0/0	0/0	0	18
Berry, Rex	1	0	0	1	0	0	0	0/0	0/0	0	6
Brown, Hardy	1	0	0	1	0	0	0	0/0	0/0	0	6
Schabaram, Pete	1	1	0	0	0	0	0	0/0	0/0	0	6
<b>49ERS</b>	<b>40</b>	<b>28</b>	<b>10</b>	<b>2</b>	<b>0</b>	<b>0</b>	<b>0</b>	<b>37/40</b>	<b>12/21</b>	<b>0</b>	<b>313</b>
<b>OPPONENTS</b>	<b>32</b>	<b>8</b>	<b>24</b>	<b>0</b>	<b>0</b>	<b>0</b>	<b>0</b>	<b>32/32</b>	<b>9/19</b>	<b>0</b>	<b>251</b>

RUSHING	Att	Yds	Avg	LG	TD			
Perry, Joe	173	1,049	6.1	58	8			
Johnson, John Henry	129	681	5.3	38t	9			
McElhenny, Hugh	64	515	8.1	60t	6			
Schabaram, Pete	21	79	3.8	16	1			
Arenas, Joe	11	77	7.0	26	0			
Tittle, Y.A.	28	68	2.4	10	4			
Mixon, Billy	7	19	2.7	7	0			
Cassara, Frank	3	17	5.7	10	0			
Galiffa, Arnie	1	2	2.0	2	0			
Tidwell, Billy	1	1	1.0	1	0			
Cason, Jim	2	1	0.5	3	0			
Jessup, Bill	1	-5	-5.0	-5	0			
Brown, Pete	1	-6	-6.0	-6	0			
49ERS	442	2,498	5.7	60t	28			
OPPONENTS	348	1,371	3.9	43t	8			
RECEIVING	No	Yds	Avg	LG	TD			
Wilson, Billy	60	830	13.8	43	5			
Jessup, Bill	30	565	18.8	68t	3			
Johnson, John Henry	28	183	6.5	34	0			
Perry, Joe	26	203	7.8	70	0			
Soltau, Gordy	22	316	14.4	42	2			
McElhenny, Hugh	8	162	20.3	53	0			
Babcock, Harry	6	91	15.2	33	0			
Schabaram, Pete	4	70	17.5	42	0			
Arenas, Joe	2	12	6.0	12	0			
Cassara, Frank	1	12	12.0	12	0			
49ERS	187	2,444	13.1	70	10			
OPPONENTS	193	3,015	15.6	78t	24			
INTERCEPTIONS	No	Yds	Avg	LG	TD			
Berry, Rex	3	69	23.0	34t	1			
Brown, Hardy	3	42	14.0	41t	1			
Williams, John	3	28	9.3	15	0			
Arenas, Joe	3	26	8.7	26	0			
Carapella, Al	2	40	20.0	27	0			
Mixon, Billy	2	6	3.0	3	0			
Brown, Pete	1	47	47.0	47	0			
Toneff, Bob	1	15	15.0	15	0			
Schabaram, Pete	1	9	9.0	9	0			
49ERS	19	282	14.8	47	2			
OPPONENTS	12	167	13.9	33	0			
KICKOFF RETURNS	No	Yds	Avg	LG	TD			
Arenas, Joe	16	362	22.6	41	0			
Tidwell, Billy	10	287	28.7	65	0			
McElhenny, Hugh	8	210	26.3	51	0			
Johnson, John Henry	2	25	12.5	19	0			
Schabaram, Pete	1	34	34.0	34	0			
Toneff, Bob	1	10	10.0	10	0			
Hogland, Doug	1	2	2.0	2	0			
49ERS	39	930	23.9	65	0			
OPPONENTS	57	1,145	20.1	43	0			
PUNT RETURNS	No	Yds	Avg	LG	TD			
Arenas, Joe	23	117	5.1	23	0			
McElhenny, Hugh	8	78	9.8	32	0			
Tidwell, Billy	3	0	0.0	17	0			
Schabaram, Pete	2	10	5.0	10	0			
49ERS	36	205	5.7	32	0			
OPPONENTS	40	269	6.7	47	0			
PUNTING	No	Yds	Avg	LG	Blk			
Brown, Pete	49	1,837	37.5	51	0			
Brown, Hardy	10	384	38.4	58	0			
Berry, Rex	1	0	0.0	0	0			
49ERS	60	2,221	37.0	58	0			
OPPONENTS	59	2,420	41.0	60	0			
PASSING	Att	Comp	Pct	Yds	LG	TD	Int	QB
Tittle, Y.A.	295	170	57.6	2,205	70	9	9	78.7
Cason, Jim	13	7	53.9	40	25	0	1	27.7
Duncan, Maury	14	4	28.6	82	29	0	2	11.9
Galiffa, Arnie	12	3	25.0	54	25	0	0	45.8
Johnson, John Henry	2	1	50.0	10	10t	1	0	104.2
Brown, Pete	1	1	100.0	19	19	0	0	118.8
Perry, Joe	1	1	100.0	34	34	0	0	118.8
Schabaram, Pete	1	0	0.0	0	0	0	0	39.6
Tidwell, Billy	1	0	0.0	0	0	0	0	39.6
49ERS	340	187	55.0	2,444	70	10	12	73.0
OPPONENTS	374	193	51.6	2,649	78t	24	19	74.8

Rookie Names in *Italic*

# SAN FRANCISCO 49ERS

## 1955 (4-8)

**Norman P. Strader, Coach**

L	14	Los Angeles Rams (58,772), S-25	23
L	3	Cleveland (43,595), O-2	38
W	20	at Chicago Bears (41,651), O-9	19
W	27	at Detroit (50,179), O-16	24
L	23	Chicago Bears (56,350), O-23	34
W	38	Detroit (44,831), O-30	21
L	14	at Los Angeles Rams (71,832), N-6	27
L	0	at Washington (25,112), N-13	7
L	21	at G.B. in Milwaukee(19,099), N-20	27
L	14	at Baltimore (33,485), N-27	26
L	7	Green Bay (32,897), D-4	28
W	35	Baltimore (33,471), D-11	24
<b>216</b>			<b>308</b>

### TEAM STATISTICS

	49ers	Opp
TOTAL FIRST DOWNS	204	250
By Rushing	102	132
By Passing	80	103
By Penalties	13	15
TOTAL YARDS GAINED	3,651	4,008
By Rushing	1,713	2,135
By Passing	1,938	1,873
TOTAL PLAYS FROM SCRIMMAGE	786	930
Rushes	408	538
Average Gain Per Rush	4.2	4.0
FORWARD PASSES ATTEMPTED	303	311
Number Completed	151	147
Per Cent Completed	49.8	47.3
Yards Lost Passing	287	172
Passes Had Intercepted	28	21
Yards Gained Per Pass	6.4	6.0
Yards Gained Per Completion	12.8	12.7
PUNTS	63	59
Total Yardage of Punts	2,558	2,559
Average Length	40.6	43.4
Net avg. per punt	34.4	38.8
KICKOFF RETURNS	51	59
Number Returned	51	37
Total Yards Returned	1,097	867
Average Length of Return	25.5	23.4
PENALTIES	64	58
Yards Penalized	541	528
FUMBLES	25	19
Own Fumbles Recovered	7	6
Opponents' Fumbles Recovered	13	18
FIELD GOALS	3	12
Field Goals Attempted	12	24
TOTAL POINTS SCORED	216	298
Touchdowns Scored	30	37
Touchdowns Rushing	12	24
Touchdowns Passing	17	10
Touchdowns Returns	1	3
Extra Points	27	36
Field Goals	3	12
Safeties	0	2

### SCORING

	TDs	Ru	Pa	Int	Fu	KO	Pu	PAT	FG	S	Pts
Soltau, Gordy	1	0	1	0	0	0	0	27/30	3/12	0	42
Wilson, Billy	7	0	7	0	0	0	0	0/0	0/0	0	42
McElhenny, Hugh	6	4	2	0	0	0	0	0/0	0/0	0	36
Moegle, Dicky	5	5	0	0	0	0	0	0/0	0/0	0	30
Hardy, Carroll	4	0	4	0	0	0	0	0/0	0/0	0	24
Perry, Joe	3	2	1	0	0	0	0	0/0	0/0	0	18
Arenas, Joe	2	0	2	0	0	0	0	0/0	0/0	0	12
Berry, Rex	1	0	0	1	0	0	0	0/0	0/0	0	6
Johnson, John Henry	1	1	0	0	0	0	0	0/0	0/0	0	6
<b>49ERS</b>	<b>30</b>	<b>12</b>	<b>17</b>	<b>1</b>	<b>0</b>	<b>0</b>	<b>0</b>	<b>27/30</b>	<b>3/12</b>	<b>0</b>	<b>216</b>
<b>OPPONENTS</b>	<b>37</b>	<b>24</b>	<b>10</b>	<b>2</b>	<b>0</b>	<b>0</b>	<b>1</b>	<b>36/37</b>	<b>12/24</b>	<b>2</b>	<b>298</b>

RUSHING	Att	Yds	Avg	LG	TD
Perry, Joe	156	701	4.5	42	2
McElhenny, Hugh	90	327	3.6	44	4
Moegle, Dicky	41	235	5.7	39	5
Arenas, Joe	37	150	4.1	30	0
Tittle, Y.A.	23	114	5.0	35	0
Johnson, John Henry	19	69	3.6	12	1
Laughlin, Bud	20	58	2.9	14	0
Hardy, Carroll	15	37	2.5	14	0
Harkey, Lem	6	27	4.5	15	0
Duncan, Maury	1	-5	-5.0	-5	0
<b>49ERS</b>	<b>408</b>	<b>1,713</b>	<b>4.2</b>	<b>44</b>	<b>12</b>
<b>OPPONENTS</b>	<b>538</b>	<b>2,135</b>	<b>4.0</b>	<b>49</b>	<b>24</b>

RECEIVING	No	Yds	Avg	LG	TD
Wilson, Billy	53	831	15.7	72t	7
Soltau, Gordy	26	358	13.8	36	1
Perry, Joe	19	55	2.9	19	1
Arenas, Joe	13	255	19.6	53t	2
Hardy, Carroll	12	338	28.2	78t	4
McElhenny, Hugh	11	203	18.5	55t	2
Laughlin, Bud	8	54	6.8	27	0
Moegle, Dicky	4	94	23.5	53	0
Babcock, Harry	3	31	10.3	16	0
Johnson, John Henry	2	6	3.0	11	0
<b>49ERS</b>	<b>151</b>	<b>2,225</b>	<b>14.7</b>	<b>78t</b>	<b>17</b>
<b>OPPONENTS</b>	<b>147</b>	<b>2,045</b>	<b>13.9</b>	<b>60t</b>	<b>10</b>

INTERCEPTIONS	No	Yds	Avg	LG	TD
Moegle, Dicky	6	50	8.3	37	0
Berry, Rex	3	69	23.0	44t	1
Brown, Hardy	2	28	14.0	18	0
Madreos, George	2	23	11.5	19	0
Luna, Bob	2	0	0.0	0	0
Johnson, John Henry	1	29	29.0	29	0
Matthews, Clay	1	19	19.0	13	0
Carr, Paul	1	11	11.0	11	0
Stolhandski, Tom	1	6	6.0	6	0
Arenas, Joe	1	0	0.0	0	0
Campbell, Marion	1	0	0.0	0	0
Powell, Charlie	(at) 0	7		7	0
<b>49ERS</b>	<b>21</b>	<b>242</b>	<b>11.5</b>	<b>44t</b>	<b>1</b>
<b>OPPONENTS</b>	<b>28</b>	<b>299</b>	<b>10.7</b>	<b>55t</b>	<b>2</b>

KICKOFF RETURNS	No	Yds	Avg	LG	TD
Arenas, Joe	24	594	24.8	42	0
Moegle, Dicky	10	249	24.9	61	0
McElhenny, Hugh	9	189	21.0	31	0
Hardy, Carroll	3	65	21.7	30	0
Laughlin, Bud	1	25	25.0	25	0
Toneff, Bob	1	13	13.0	13	0
Hazeltine, Matt	1	9	9.0	9	0
Powell, Charlie	1	2	2.0	2	0
Palatella, Lou	1	1	1.0	1	0
<b>49ERS</b>	<b>51</b>	<b>1,147</b>	<b>22.5</b>	<b>61</b>	<b>0</b>
<b>OPPONENTS</b>	<b>37</b>	<b>865</b>	<b>23.4</b>	<b>56</b>	<b>0</b>

PUNT RETURNS	No	Yds	Avg	LG	TD
Arenas, Joe	21	55	2.6	7	0
Moegle, Dicky	8	36	4.5	21	0
McElhenny, Hugh	7	10	1.4	10	0
Berry, Rex	1	11	11.0	11	0
Johnson, John Henry	1	6	6.0	6	0
Carapella, Al	1	0	0.0	0	0
<b>49ERS</b>	<b>39</b>	<b>118</b>	<b>3.0</b>	<b>21</b>	<b>0</b>
<b>OPPONENTS</b>	<b>40</b>	<b>369</b>	<b>9.2</b>	<b>37</b>	<b>1</b>
PUNTING	No	Yds	Avg	LG	Bik
Luna, Bobby	63	2,558	40.6	63	3
<b>49ERS</b>	<b>63</b>	<b>2,558</b>	<b>40.6</b>	<b>63</b>	<b>3</b>
<b>OPPONENTS</b>	<b>59</b>	<b>2,559</b>	<b>43.4</b>	<b>73</b>	<b>0</b>

PASSING	Att	Comp	Pct	Yds	LG	TD	Int	QB
Tittle, Y.A.	287	147	51.2	2,185	78t	17	28	56.6
Duncay, Maury	12	4	33.3	40	27	0	0	43.8
Arenas, Joe	1	0	0.0	0	0	0	0	39.6
Moegle, Dicky	1	0	0.0	0	0	0	0	39.6
Perry, Joe	2	0	0.0	0	0	0	0	39.6
<b>49ERS</b>	<b>303</b>	<b>151</b>	<b>49.8</b>	<b>2,225</b>	<b>78t</b>	<b>17</b>	<b>28</b>	<b>54.4</b>
<b>OPPONENTS</b>	<b>311</b>	<b>147</b>	<b>47.3</b>	<b>2,045</b>	<b>60t</b>	<b>10</b>	<b>21</b>	<b>51.5</b>

Rookie Names in Italic

# SAN FRANCISCO 49ERS

## 1956 (5-6-1)

*Frank C. Albert, Coach*

L	21	New York Giants (41,751), S-30	38
W	33	Los Angeles Rams (56,489), O-7	30
L	7	at Chicago Bears (47,526), O-14	31
L	17	at Detroit (55,662), O-21	20
L	21	Chicago Bears (52,612), O-28	38
L	13	Detroit (46,708), N-4	17
L	6	at Los Angeles Rams (69,828), N-11	30
W	17	at Green Bay (17,986), N-18	16
T	10	at Philadelphia (19,326), N-25	10
W	20	at Baltimore (37,227), D-2	17
W	38	Green Bay (32,433), D-8	20
W	30	Baltimore (43,791), D-16	17
<b>233</b>			<b>284</b>

TEAM STATISTICS		49ers	Opp
TOTAL FIRST DOWNS		221	236
By Rushing		101	124
By Passing		107	103
By Penalties		13	9
TOTAL YARDS GAINED		3,813	4,162
By Rushing		1,836	2,192
By Passing		1,977	1,970
TOTAL PLAYS FROM SCRIMMAGE		795	827
Rushes		419	481
Average Gain Per Rush		4.4	4.6
FORWARD PASSES ATTEMPTED		297	279
Number Completed		162	147
Per Cent Completed		54.6	52.7
Yards Lost Passing		285	145
Passes Had Intercepted		19	17
Yards Gained Per Pass		6.7	7.1
Yards Gained Per Completion		12.2	13.4
PUNTS		59	42
Total Yardage of Punts		2,268	1,709
Average Length		38.4	40.7
Net avg. per punt		36.0	36.4
KICKOFF RETURNS		62	51
Number Returned		51	42
Total Yards Returned		1,257	988
Average Length of Return		24.7	23.5
PENALTIES		57	37
Yards Penalized		562	321
FUMBLES		17	27
Own Fumbles Recovered		5	10
Opponents' Fumbles Recovered		17	12
FIELD GOALS		13	14
Field Goals Attempted		20	25
TOTAL POINTS SCORED		233	284
Touchdowns Scored		28	35
Touchdowns Rushing		17	23
Touchdowns Passing		8	12
Touchdowns Returns		3	0
Extra Points		26	32
Field Goals		13	14
Safeties		0	0

SCORING	TDs	Ru	Pa	Int	Fu	KO	Pu	PAT	FG	S	Pts
Soltau, Gordy	1	0	1	0	0	0	0	26/28	13/20	0	71
McElhenny, Hugh	8	8	0	0	0	0	0	0/0	0/0	0	48
Wilson, Billy	5	0	5	0	0	0	0	0/0	0/0	0	30
Tittle, Y.A.	4	4	0	0	0	0	0	0/0	0/0	0	24
Arenas, Joe	3	0	1	0	0	1	1	0/0	0/0	0	18
Perry, Joe	3	3	0	0	0	0	0	0/0	0/0	0	18
Johnson, John Henry	2	2	0	0	0	0	0	0/0	0/0	0	12
Conner, Clyde	1	0	1	0	0	0	0	0/0	0/0	0	6
Moegle, Dicky	1	0	0	1	0	0	0	0/0	0/0	0	6
<b>49ERS</b>	<b>28</b>	<b>17</b>	<b>8</b>	<b>1</b>	<b>0</b>	<b>1</b>	<b>1</b>	<b>26/28</b>	<b>13/20</b>	<b>0</b>	<b>233</b>
<b>OPPONENTS</b>	<b>35</b>	<b>23</b>	<b>12</b>	<b>0</b>	<b>0</b>	<b>0</b>	<b>0</b>	<b>32/34</b>	<b>14/25</b>	<b>0</b>	<b>284</b>

RUSHING	Att	Yds	Avg	LG	TD
McElhenny, Hugh	185	916	5.0	86t	8
Perry, Joe	115	520	4.5	39	3
Johnson, John Henry	80	301	3.8	54	2
Tittle, Y.A.	24	67	2.8	13	4
Moegle, Dicky	7	18	2.6	12	0
Morrall, Earl	6	10	1.7	8	0
McCormick, Tom	2	4	2.0	2	0
<b>49ERS</b>	<b>419</b>	<b>1,836</b>	<b>4.4</b>	<b>86t</b>	<b>17</b>
<b>OPPONENTS</b>	<b>481</b>	<b>2,192</b>	<b>4.6</b>	<b>59t</b>	<b>18</b>

RECEIVING	No	Yds	Avg	LG	TD
Wilson, Billy	60	889	14.8	77t	5
Conner, Clyde	22	362	16.5	49	1
Soltau, Gordy	18	299	16.6	33	1
Perry, Joe	18	104	5.8	20	0
McElhenny, Hugh	16	193	12.1	22	0
Arenas, Joe	14	226	16.1	50	1
Johnson, John Henry	8	90	11.3	28	0
Moegle, Dicky	3	79	26.3	37	0
Jessup, Bill	2	7	3.5	10	0
Smith, Charlie	1	13	13.0	13	0
<b>49ERS</b>	<b>162</b>	<b>2,262</b>	<b>14.0</b>	<b>77t</b>	<b>8</b>
<b>OPPONENTS</b>	<b>147</b>	<b>2,115</b>	<b>14.4</b>	<b>69t</b>	<b>12</b>

INTERCEPTIONS	No	Yds	Avg	LG	TD
Moegle, Dicky	6	75	12.5	31t	1
Berry, Rex	3	20	6.7	20	0
Carr, Paul	2	18	9.0	11	0
Maderos, George	2	2	1.0	2	0
Hazeltine, Matt	1	7	7.0	7	0
Sharkey, Ed	1	4	4.0	4	0
Holladay, Bob	1	0	0.0	0	0
Smith, Ernie	1	0	0.0	0	0
<b>49ERS</b>	<b>17</b>	<b>126</b>	<b>7.4</b>	<b>31t</b>	<b>1</b>
<b>OPPONENTS</b>	<b>19</b>	<b>330</b>	<b>17.4</b>	<b>35</b>	<b>0</b>

KICKOFF RETURNS	No	Yds	Avg	LG	TD
Arenas, Joe	27	801	29.7	96	1
McElhenny, Hugh	13	300	23.1	36	0
Moegle, Dicky	2	39	19.5	22	0
Maderos, George	2	21	10.5	12	0
Johnson, John Henry	1	23	23.0	23	0
Goad, Paul	1	18	18.0	18	0
McCormick, Tom	1	18	18.0	18	0
Smith, Charlie	1	14	14.0	14	0
Carr, Paul	1	11	11.0	11	0
Gonzaga, John	1	6	6.0	6	0
Herchman, Bill	1	6	6.0	6	0
<b>49ERS</b>	<b>51</b>	<b>1,257</b>	<b>24.7</b>	<b>96t</b>	<b>1</b>
<b>OPPONENTS</b>	<b>42</b>	<b>988</b>	<b>23.5</b>	<b>45</b>	<b>0</b>

PUNT RETURNS	No	Yds	Avg	LG	TD
Arenas, Joe	19	117	6.2	67	1
McElhenny, Hugh	15	38	2.5	12	0
Moegle, Dicky	1	5	5.0	5	0
<b>49ERS</b>	<b>35</b>	<b>160</b>	<b>4.6</b>	<b>67</b>	<b>1</b>
<b>OPPONENTS</b>	<b>35</b>	<b>123</b>	<b>3.5</b>	<b>16</b>	<b>0</b>

PUNTING	No	Yds	Avg	LG	Bik
Morrall, Earl	45	1,705	37.9	57	0
Jessup, Bill	14	563	40.2	63	0
<b>49ERS</b>	<b>59</b>	<b>2,268</b>	<b>38.4</b>	<b>63</b>	<b>0</b>
<b>OPPONENTS</b>	<b>42</b>	<b>1,709</b>	<b>40.7</b>	<b>56</b>	<b>0</b>

PASSING	Att	Comp	Pct	Yds	LG	TD	Int	QB
Tittle, Y.A.	218	124	56.9	1,641	77t	7	12	68.6
Morrall, Earl	78	38	48.7	621	37	1	6	48.1
McElhenny, Hugh	1	0	0.0	0	0	0	1	0.0
<b>49ERS</b>	<b>297</b>	<b>162</b>	<b>54.6</b>	<b>2,262</b>	<b>77t</b>	<b>8</b>	<b>19</b>	<b>61.6</b>
<b>OPPONENTS</b>	<b>279</b>	<b>147</b>	<b>52.7</b>	<b>2,329</b>	<b>69t</b>	<b>12</b>	<b>17</b>	<b>69.7</b>

Rookie Names in Italic

# SAN FRANCISCO 49ERS

## 1957 (8-4/8-5)

**Frank C. Albert, Coach**

L	10	Chicago Cards (35,743), S-29	20
W	23	Los Angeles Rams (59,637), O-6	20
W	21	at Chicago Bears (45,310), O-13	17
W	24	at G.B. in Milwaukee (18,919), O-20	14
W	21	Chicago Bears (56,693), O-27	17
W	35	Detroit (59,702), N-3	31
L	24	at Los Angeles Rams (102,368), N-10	37
L	10	at Detroit (56,915), N-17	31
L	21	at Baltimore (50,073), N-24	27
W	27	at New York Giants (54,121), D-1	17
W	17	Baltimore (59,950), D-8	13
W	27	Green Bay (59,100), D-15	20
<b>287</b>			<b>295</b>

## NFC PLAYOFF - DEC. 22

(at San Francisco - Kezar Stadium)

L	27	Detroit (60,118)	31
---	----	------------------	----

TEAM STATISTICS		49ers	Opp
TOTAL FIRST DOWNS		223	239
By Rushing		92	107
By Passing		115	117
By Penalties		16	15
TOTAL YARDS GAINED		3,658	4,248
By Rushing		1,622	1,847
By Passing		2,036	2,401
TOTAL PLAYS FROM SCRIMMAGE		754	837
Rushes		377	434
Average Gain Per Rush		4.6	4.3
FORWARD PASSES ATTEMPTED		305	332
Number Completed		191	182
Per Cent Completed		62.6	54.8
Yards Lost Passing		371	181
Passes Had Intercepted		18	18
Yards Gained Per Pass		6.7	7.2
Yards Gained Per Completion		10.7	13.2
PUNTS		57	47
Total Yardage of Punts		2,550	1,894
Average Length		44.7	40.3
Net avg. per punt		39.7	36.9
KICKOFF RETURNS		56	56
Number Returned		42	45
Total Yards Returned		1,096	928
Average Length of Return		26.1	20.6
PENALTIES		66	55
Yards Penalized		629	502
FUMBLES		22	25
Own Fumbles Recovered		8	9
Opponents' Fumbles Recovered		16	14
FIELD GOALS		9	13
Field Goals Attempted		15	24
TOTAL POINTS SCORED		260	264
Touchdowns Scored		33	32
Touchdowns Rushing		15	18
Touchdowns Passing		17	13
Touchdowns Returns		1	1
Extra Points		33	31
Field Goals		9	13
Safeties		1	1

SCORING	TDs	Ru	Pa	Int	Fu	KO	Pu	PAT	FG	S	Pts
Soltau, Gordy	0	0	0	0	0	0	0	33/33	9/15	0	60
Tittle, Y.A.	6	6	0	0	0	0	0	0/0	0/0	0	36
Wilson, Billy	6	0	6	0	0	0	0	0/0	0/0	0	36
Owens, R.C.	5	0	5	0	0	0	0	0/0	0/0	0	30
Conner, Clyde	4	0	4	0	0	0	0	0/0	0/0	0	24
Babb, Gene	3	3	0	0	0	0	0	0/0	0/0	0	18
McElhenny, Hugh	3	1	2	0	0	0	0	0/0	0/0	0	18
Perry, Joe	3	3	0	0	0	0	0	0/0	0/0	0	18
Arenas, Joe	1	1	0	0	0	0	0	0/0	0/0	0	6
Herchman, Bill	1	0	0	1	0	0	0	0/0	0/0	0	6
Moegle, Dicky	1	1	0	0	0	0	0	0/0	0/0	0	6
Nomellini, Leo	0	0	0	0	0	0	0	0/0	0/0	1	2
<b>49ERS</b>	<b>33</b>	<b>15</b>	<b>17</b>	<b>1</b>	<b>0</b>	<b>0</b>	<b>0</b>	<b>33/33</b>	<b>9/15</b>	<b>1</b>	<b>260</b>
<b>OPPONENTS</b>	<b>32</b>	<b>18</b>	<b>13</b>	<b>1</b>	<b>0</b>	<b>0</b>	<b>0</b>	<b>31/32</b>	<b>13/24</b>	<b>1</b>	<b>264</b>

Rookie Names in Italic

RUSHING	Att	Yds	Avg	LG	TD
McElhenny, Hugh	102	478	4.7	61	1
Perry, Joe	97	454	4.7	34	3
Babb, Gene	102	330	3.2	19	3
Tittle, Y.A.	40	220	5.5	45	6
Barnes, Larry	20	78	3.9	16	0
Moegle, Dicky	9	48	5.3	18t	1
Arenas, Joe	5	14	2.8	7t	1
Brodie, John	2	0	0.0	0	0
<b>49ERS</b>	<b>377</b>	<b>1,622</b>	<b>4.6</b>	<b>61</b>	<b>15</b>
<b>OPPONENTS</b>	<b>434</b>	<b>1,847</b>	<b>4.3</b>	<b>49</b>	<b>23</b>

RECEIVING	No	Yds	Avg	LG	TD
Wilson, Billy	52	757	14.6	40	6
McElhenny, Hugh	37	458	12.4	43	2
Conner, Clyde	30	412	13.7	41	4
Owens, R.C.	27	395	14.6	46t	5
Babb, Gene	20	141	7.1	17	0
Perry, Joe	15	130	8.7	17	0
Soltau, Gordy	5	47	9.4	18	0
Jessup, Bill	2	29	14.5	22	0
Powell, Charlie	1	27	27.0	27	0
Arenas, Joe	1	10	10.0	10	0
Barnes, Larry	1	1	1.0	1	0
<b>49ERS</b>	<b>191</b>	<b>2,407</b>	<b>12.6</b>	<b>46t</b>	<b>17</b>
<b>OPPONENTS</b>	<b>182</b>	<b>2,582</b>	<b>14.2</b>	<b>82t</b>	<b>13</b>

INTERCEPTIONS	No	Yds	Avg	LG	TD
Moegle, Dicky	8	107	13.4	40	0
Stitts, Bill	2	28	14.0	20	0
Hazeltine, Matt	2	22	11.0	14	0
Walker, Val Joe	2	20	10.0	12	0
Smith, J.D.	2	17	8.5	12	0
Herchman, Bill	1	54	54.0	54t	1
Rubke, Karl	1	16	16.0	16	0
<b>49ERS</b>	<b>18</b>	<b>264</b>	<b>14.7</b>	<b>54t</b>	<b>1</b>
<b>OPPONENTS</b>	<b>18</b>	<b>336</b>	<b>18.7</b>	<b>75t</b>	<b>1</b>

KICKOFF RETURNS	No	Yds	Avg	LG	TD
Arenas, Joe	24	657	27.4	64	0
Smith, J.D.	14	368	26.3	38	0
Hazeltine, Matt	1	23	23.0	23	0
Carr, Paul	1	10	10.0	10	0
Jessup, Bill	1	8	8.0	8	0
Babb, Gene	1	0	0.0	0	0
Palatella, Lou	(lat) 0	30	0.0	0	0
<b>49ERS</b>	<b>42</b>	<b>1,096</b>	<b>26.1</b>	<b>64</b>	<b>0</b>
<b>OPPONENTS</b>	<b>45</b>	<b>928</b>	<b>20.6</b>	<b>33</b>	<b>0</b>

PUNT RETURNS	No	Yds	Avg	LG	TD
Arenas, Joe	25	80	3.2	26	0
McElhenny, Hugh	10	41	4.1	13	0
Hazeltine, Matt	1	1	1.0	1	0
Moegle, Dicky	1	0	0.0	0	0
<b>49ERS</b>	<b>37</b>	<b>122</b>	<b>3.3</b>	<b>26</b>	<b>0</b>
<b>OPPONENTS</b>	<b>35</b>	<b>205</b>	<b>5.9</b>	<b>28</b>	<b>0</b>

PUNTING	No	Yds	Avg	LG	Blk
Jessup, Bill	38	1,656	43.6	62	0
Barnes, Larry	19	894	47.1	86	0
<b>49ERS</b>	<b>57</b>	<b>2,550</b>	<b>44.7</b>	<b>86</b>	<b>0</b>
<b>OPPONENTS</b>	<b>47</b>	<b>1,894</b>	<b>40.3</b>	<b>62</b>	<b>0</b>

PASSING	Att	Comp	Pct	Yds	LG	TD	Int	QB
Tittle, Y.A.	279	176	63.1	2,157	46t	13	15	80.0
Brodie, John	21	11	52.4	160	28	2	3	69.6
Arenas, Joe	3	3	100.0	92	33t	2	0	158.3
Barnes, Larry	1	1	100.0	-2	-2	0	0	79.1
Perry, Joe	1	0	0.0	0	0	0	0	39.6
<b>49ERS</b>	<b>305</b>	<b>191</b>	<b>62.6</b>	<b>2,407</b>	<b>46t</b>	<b>17</b>	<b>18</b>	<b>81.1</b>
<b>OPPONENTS</b>	<b>332</b>	<b>182</b>	<b>54.8</b>	<b>2,582</b>	<b>82t</b>	<b>13</b>	<b>18</b>	<b>70.6</b>

# SAN FRANCISCO 49ERS

## 1958 (6-6)

*Frank C. Albert, Coach*

W	23	Pittsburgh (51,856), S-28	20
L	3	Los Angeles Rams (59,826), O-5	33
L	6	at Chicago Bears (45,310), O-12	28
W	30	at Philadelphia (33,110), O-19	24
L	14	Chicago Bears (59,441), O-26	27
W	24	Detroit (59,350), N-2	21
L	7	at Los Angeles Rams (95,082), N-9	56
L	21	at Detroit (54,523), N-16	35
W	33	at G.B. in Milwaukee (43,819), N-23	12
L	27	at Baltimore (57,557), N-30	35
W	48	Green Bay (50,793), D-7	21
W	21	Baltimore (58,334), D-14	12
<b>257</b>			<b>324</b>

### TEAM STATISTICS

	49ers	Opp
TOTAL FIRST DOWNS	237	227
By Rushing	93	106
By Passing	126	106
By Penalties	18	15
TOTAL YARDS GAINED	4,111	4,010
By Rushing	1,628	2,038
By Passing	2,483	1,972
TOTAL PLAYS FROM SCRIMMAGE	811	787
Rushes	359	380
Average Gain Per Rush	4.5	5.4
FORWARD PASSES ATTEMPTED	383	341
Number Completed	223	163
Per Cent Completed	58.2	47.8
Yards Lost Passing	208	246
Passes Had Intercepted	29	16
Yards Gained Per Pass	6.5	5.8
Yards Gained Per Completion	11.1	12.1
PUNTS	48	49
Total Yardage of Punts	1,839	1,995
Average Length	38.3	40.7
Net avg. per punt	35.6	37.3
KICKOFF RETURNS	50	50
Number Returned	39	42
Total Yards Returned	790	739
Average Length of Return	20.3	17.6
PENALTIES	58	52
Yards Penalized	619	510
FUMBLES	31	32
Own Fumbles Recovered	20	17
Opponents' Fumbles Recovered	15	11
FIELD GOALS	8	10
Field Goals Attempted	21	17
TOTAL POINTS SCORED	257	324
Touchdowns Scored	34	42
Touchdowns Rushing	18	15
Touchdowns Passing	15	25
Touchdowns Returns	1	2
Extra Points	29	40
Field Goals	8	10
Safeties	0	1

### SCORING

	TDs	Ru	Pa	Int	Fu	KO	Pu	PAT	FG	S	Pts
Soltau, Gordy	0	0	0	0	0	0	0	29/33	8/21	0	53
McElhenny, Hugh	8	6	2	0	0	0	0	0/0	0/0	0	48
Conner, Clyde	5	0	5	0	0	0	0	0/0	0/0	0	30
Perry, Joe	5	4	1	0	0	0	0	0/0	0/0	0	30
Wilson, Billy	5	0	5	0	0	0	0	0/0	0/0	0	30
Smith, J.D.	3	3	0	0	0	0	0	0/0	0/0	0	18
<i>Pace, Jim</i>	2	2	0	0	0	0	0	0/0	0/0	0	12
Tittle, Y.A.	2	2	0	0	0	0	0	0/0	0/0	0	12
Brodie, John	1	1	0	0	0	0	0	0/0	0/0	0	6
Hazeltine, Matt	1	0	0	1	0	0	0	0/0	0/0	0	6
Jessup, Bill	1	0	1	0	0	0	0	0/0	0/0	0	6
Owens, R.C.	1	0	1	0	0	0	0	0/0	0/0	0	6
<b>49ERS</b>	<b>34</b>	<b>18</b>	<b>15</b>	<b>1</b>	<b>0</b>	<b>0</b>	<b>0</b>	<b>29/33</b>	<b>8/21</b>	<b>0</b>	<b>257</b>
<b>OPPONENTS</b>	<b>42</b>	<b>15</b>	<b>25</b>	<b>2</b>	<b>0</b>	<b>0</b>	<b>0</b>	<b>40/41</b>	<b>10/17</b>	<b>1</b>	<b>324</b>

RUSHING	Att	Yds	Avg	LG	TD
Perry, Joe	125	758	6.1	73t	4
McElhenny, Hugh	113	451	4.0	34	6
Smith, J.D.	26	209	8.0	80t	3
<i>Pace, Jim</i>	52	161	3.1	34	2
Tittle, Y.A.	22	35	1.6	12	2
<i>Woodson, Abe</i>	2	12	6.0	9	0
Babb, Gene	7	9	1.3	4	0
<i>Atkins, Bill</i>	1	5	5.0	5	0
Brodie, John	11	-12	-1.1	6	1
<b>49ERS</b>	<b>359</b>	<b>1,628</b>	<b>4.5</b>	<b>80t</b>	<b>18</b>
<b>OPPONENTS</b>	<b>380</b>	<b>2,038</b>	<b>5.4</b>	<b>73t</b>	<b>16</b>

RECEIVING	No	Yds	Avg	LG	TD
Conner, Clyde	49	512	10.4	26	5
Wilson, Billy	43	592	13.8	44t	5
Owens, R.C.	40	620	15.5	48	1
McElhenny, Hugh	31	366	11.8	59t	2
Perry, Joe	23	218	9.5	64t	1
<i>Pace, Jim</i>	10	59	5.9	24	0
Dugan, Fred	9	122	13.6	23	0
Soltau, Gordy	7	77	11.0	22	0
Smith, J.D.	6	59	9.8	23	0
Jessup, Bill	5	66	13.2	26t	1
<b>49ERS</b>	<b>223</b>	<b>2,691</b>	<b>12.1</b>	<b>64t</b>	<b>15</b>
<b>OPPONENTS</b>	<b>163</b>	<b>2,218</b>	<b>13.6</b>	<b>81t</b>	<b>25</b>

INTERCEPTIONS	No	Yds	Avg	LG	TD
Ridlon, Jim	4	10	2.5	3	0
Hazeltine, Matt	3	30	10.0	17	1
Stitts, Bill	3	3	1.0	2	0
<i>Mertens, Jerry</i>	2	16	8.0	11	0
<i>Woodson, Abe</i>	1	44	44.0	44	0
<i>Atkins, Bill</i>	1	6	6.0	6	0
Toneff, Bob	1	5	5.0	5	0
Matuszak, Marv	1	0	0.0	0	0
<b>49ERS</b>	<b>16</b>	<b>114</b>	<b>7.1</b>	<b>44</b>	<b>1</b>
<b>OPPONENTS</b>	<b>29</b>	<b>448</b>	<b>15.5</b>	<b>70t</b>	<b>2</b>

KICKOFF RETURNS	No	Yds	Avg	LG	TD
Smith, J.D.	15	356	23.7	39	0
<i>Woodson, Abe</i>	11	239	21.7	34	0
<i>Pace, Jim</i>	8	134	16.8	36	0
McElhenny, Hugh	2	31	15.5	18	0
Babb, Gene	2	30	15.0	19	0
Connolly, Ted	1	0	0.0	0	0
<b>49ERS</b>	<b>39</b>	<b>790</b>	<b>20.3</b>	<b>39</b>	<b>0</b>
<b>OPPONENTS</b>	<b>42</b>	<b>739</b>	<b>17.6</b>	<b>30</b>	<b>0</b>

PUNT RETURNS	No	Yds	Avg	LG	TD
McElhenny, Hugh	24	93	3.9	49	0
<i>Woodson, Abe</i>	7	53	7.6	38	0
Jessup, Bill	2	0	0.0	0	0
<i>Pace, Jim</i>	2	0	0.0	0	0
<b>49ERS</b>	<b>35</b>	<b>146</b>	<b>4.2</b>	<b>49</b>	<b>0</b>
<b>OPPONENTS</b>	<b>36</b>	<b>132</b>	<b>3.7</b>	<b>22</b>	<b>0</b>

PUNTING	No	Yds	Avg	LG	Blk
<i>Atkins, Bill</i>	25	983	39.3	51	0
Jessup, Bill	23	856	37.2	59	0
<b>49ERS</b>	<b>48</b>	<b>1,839</b>	<b>38.3</b>	<b>59</b>	<b>0</b>
<b>OPPONENTS</b>	<b>49</b>	<b>1,995</b>	<b>40.7</b>	<b>59</b>	<b>0</b>

PASSING	Att	Comp	Pct	Yds	LG	TD	Int	QB
Brodie, John	172	103	59.9	1,224	61t	6	13	61.8
Tittle, Y.A.	208	120	57.7	1,467	64t	9	15	63.9
McElhenny, Hugh	2	0	0.0	0	0	0	0	39.6
Jessup, Bill	1	0	0	0	0	0	1	0.0
<b>49ERS</b>	<b>383</b>	<b>223</b>	<b>58.2</b>	<b>2,691</b>	<b>64t</b>	<b>15</b>	<b>29</b>	<b>61.4</b>
<b>OPPONENTS</b>	<b>341</b>	<b>163</b>	<b>47.8</b>	<b>2,218</b>	<b>81t</b>	<b>25</b>	<b>16</b>	<b>73.9</b>

Rookie Names in Italic



# SAN FRANCISCO 49ERS

## 1959 (7-5)

**Howard W. Hickey, Coach**

W	24	Philadelphia (41,697), S-27	14
W	34	Los Angeles Rams (56,028), O-4	0
L	20	at Green Bay (32,150), O-11	21
W	34	at Detroit (52,585), O-18	13
W	20	Chicago Bears (59,045), O-25	17
W	33	Detroit (59,064), N-1	7
W	24	at Los Angeles Rams (94,276), N-8	16
L	3	at Chicago Bears (42,157), N-15	14
L	14	at Baltimore (56,007), N-22	45
W	21	at Cleveland (53,763), N-29	20
L	14	Baltimore (59,075), D-5	34
L	14	Green Bay (55,997), D-13	36
<b>255</b>			<b>237</b>

<b>TEAM STATISTICS</b>		<b>49ers</b>	<b>Opp</b>
TOTAL FIRST DOWNS		182	238
By Rushing		93	123
By Passing		76	102
By Penalties		13	13
TOTAL YARDS GAINED		3,388	4,018
By Rushing		1,839	1,974
By Passing		1,549	2,044
TOTAL PLAYS FROM SCRIMMAGE		756	844
Rushes		407	433
Average Gain Per Rush		4.5	4.6
FORWARD PASSES ATTEMPTED		264	341
Number Completed		132	176
Per Cent Completed		50.0	51.6
Yards Lost Passing		136	228
Passes Had Intercepted		22	14
Yards Gained Per Pass		5.9	6.0
Yards Gained Per Completion		11.7	11.6
PUNTS		59	57
Total Yardage of Punts		2,694	2,370
Average Length		45.7	41.6
Net avg. per punt		40.8	34.8
KICKOFF RETURNS		49	50
Number Returned		41	40
Total Yards Returned		980	924
Average Length of Return		23.9	23.1
PENALTIES		57	45
Yards Penalized		489	417
FUMBLES		24	34
Own Fumbles Recovered		14	12
Opponents' Fumbles Recovered		22	10
FIELD GOALS		12	5
Field Goals Attempted		26	13
TOTAL POINTS SCORED		255	237
Touchdowns Scored		31	32
Touchdowns Rushing		16	16
Touchdowns Passing		12	15
Touchdowns Returns		3	1
Extra Points		31	28
Field Goals		12	5
Safeties		1	1

<b>SCORING</b>	<b>TDs</b>	<b>Ru</b>	<b>Pa</b>	<b>Int</b>	<b>Fu</b>	<b>KO</b>	<b>Pu</b>	<b>PAT</b>	<b>FG</b>	<b>S</b>	<b>Pts</b>
Davis, Tommy	0	0	0	0	0	0	0	31/31	12/26	0	67
Smith, J.D.	11	10	1	0	0	0	0	0/0	0/0	0	66
McElhenny, Hugh	4	1	3	0	0	0	0	0/0	0/0	0	24
Wilson, Billy	4	0	4	0	0	0	0	0/0	0/0	0	24
Owens, R.C.	3	0	3	0	0	0	0	0/0	0/0	0	18
Perry, Joe	3	3	0	0	0	0	0	0/0	0/0	0	18
Conner, Clyde	1	0	1	0	0	0	0	0/0	0/0	0	6
Hazeltine, Matt	1	0	0	0	1	0	0	0/0	0/0	0	6
Lyles, Lenny	1	1	0	0	0	0	0	0/0	0/0	0	6
Mertens, Jerry	1	0	0	1	0	0	0	0/0	0/0	0	6
Roberts, C.R.	1	1	0	0	0	0	0	0/0	0/0	0	6
Woodson, Abe	1	0	0	0	0	1	0	0/0	0/0	0	6
Krueger, Charlie	0	0	0	0	0	0	0	0/0	0/0	1	2
<b>49ERS</b>	<b>31</b>	<b>16</b>	<b>12</b>	<b>1</b>	<b>1</b>	<b>1</b>	<b>0</b>	<b>31/31</b>	<b>12/26</b>	<b>1</b>	<b>255</b>
<b>OPPONENTS</b>	<b>32</b>	<b>16</b>	<b>15</b>	<b>1</b>	<b>0</b>	<b>0</b>	<b>0</b>	<b>28/31</b>	<b>5/13</b>	<b>1</b>	<b>237</b>

<b>RUSHING</b>	<b>Att</b>	<b>Yds</b>	<b>Avg</b>	<b>LG</b>	<b>TD</b>
Smith, J.D.	207	1,036	5.0	73t	10
Perry, Joe	139	602	4.3	40	3
McElhenny, Hugh	18	67	3.7	19	1
Roberts, C.R.	10	67	6.7	46t	1
Lyles, Lenny	13	28	2.2	13t	1
Tittle, Y.A.	11	24	2.2	22	0
Moegle, Dicky	3	9	3.0	4	0
Brodie, John	5	6	1.2	6	0
Owens, R.C.	1	0	0.0	0	0
<b>49ERS</b>	<b>407</b>	<b>1,839</b>	<b>4.5</b>	<b>73t</b>	<b>16</b>
<b>OPPONENTS</b>	<b>433</b>	<b>1,974</b>	<b>4.6</b>	<b>48</b>	<b>17</b>

<b>RECEIVING</b>	<b>No</b>	<b>Yds</b>	<b>Avg</b>	<b>LG</b>	<b>TD</b>
Wilson, Billy	44	540	12.3	57t	4
McElhenny, Hugh	22	329	15.0	72	3
Owens, R.C.	17	347	20.4	75t	3
Conner, Clyde	13	162	12.5	37t	1
Smith, J.D.	13	133	10.2	21t	1
Perry, Joe	12	53	4.4	15	0
Dugan, Fred	6	72	12.0	13	0
Lyles, Lenny	3	33	11.0	18	0
Moegle, Dicky	1	12	12.0	12	0
Tittle, Y.A.	1	4	4.0	4	0
<b>49ERS</b>	<b>132</b>	<b>1,685</b>	<b>12.8</b>	<b>75t</b>	<b>12</b>
<b>OPPONENTS</b>	<b>176</b>	<b>2,272</b>	<b>12.9</b>	<b>67</b>	<b>15</b>

<b>INTERCEPTIONS</b>	<b>No</b>	<b>Yds</b>	<b>Avg</b>	<b>LG</b>	<b>TD</b>
Baker, Dave	5	75	15.0	29	0
Woodson, Abe	4	20	5.0	14	0
Mertens, Jerry	2	56	28.0	30t	1
Tubbs, Jerry	2	32	16.0	21	0
Dove, Eddie	1	6	6.0	6	0
<b>49ERS</b>	<b>14</b>	<b>189</b>	<b>13.5</b>	<b>30t</b>	<b>1</b>
<b>OPPONENTS</b>	<b>22</b>	<b>272</b>	<b>12.4</b>	<b>57t</b>	<b>1</b>

<b>KICKOFF RETURNS</b>	<b>No</b>	<b>Yds</b>	<b>Avg</b>	<b>LG</b>	<b>TD</b>
Woodson, Abe	13	382	29.4	105t	1
Lyles, Lenny	25	565	22.6	46	0
Hazeltine, Matt	2	26	13.0	26	0
Herchman, Bill	1	7	7.0	7	0
<b>49ERS</b>	<b>41</b>	<b>980</b>	<b>23.9</b>	<b>105t</b>	<b>1</b>
<b>OPPONENTS</b>	<b>40</b>	<b>924</b>	<b>23.1</b>	<b>80</b>	<b>0</b>

<b>PUNT RETURNS</b>	<b>No</b>	<b>Yds</b>	<b>Avg</b>	<b>LG</b>	<b>TD</b>
Woodson, Abe	15	143	9.5	65	0
Dove, Eddie	22	126	5.7	62	0
<b>49ERS</b>	<b>37</b>	<b>269</b>	<b>7.3</b>	<b>65</b>	<b>0</b>
<b>OPPONENTS</b>	<b>35</b>	<b>186</b>	<b>5.3</b>	<b>21</b>	<b>0</b>

<b>PUNTING</b>	<b>No</b>	<b>Yds</b>	<b>Avg</b>	<b>LG</b>	<b>Bik</b>
Davis, Tommy	59	2,694	45.7	71	0
<b>49ERS</b>	<b>59</b>	<b>2,694</b>	<b>45.7</b>	<b>71</b>	<b>0</b>
<b>OPPONENTS</b>	<b>57</b>	<b>2,370</b>	<b>41.6</b>	<b>59</b>	<b>0</b>

<b>PASSING</b>	<b>Att</b>	<b>Comp</b>	<b>Pct</b>	<b>Yds</b>	<b>LG</b>	<b>TD</b>	<b>Int</b>	<b>QB</b>
Tittle, Y.A.	199	102	51.3	1,331	75t	10	15	58.0
Brodie, John	64	30	46.9	354	34	2	7	35.0
Moegle, Dicky	1	0	0.0	0	0	0	0	39.6
<b>49ERS</b>	<b>264</b>	<b>132</b>	<b>50.0</b>	<b>1,685</b>	<b>75t</b>	<b>12</b>	<b>22</b>	<b>50.8</b>
<b>OPPONENTS</b>	<b>341</b>	<b>176</b>	<b>51.6</b>	<b>2,261</b>	<b>67</b>	<b>15</b>	<b>14</b>	<b>70.2</b>

Rookie Names in *Italic*

# SAN FRANCISCO 49ERS

## 1960 (7-5)

**Howard W. Hickey, Coach**

L	19	New York Giants (44,598), S-25	21
W	13	Los Angeles Rams (53,633), O-2	9
W	14	at Detroit (49,825), O-9	10
L	10	at Chicago Bears (48,226), O-16	27
L	14	at G.B. in Milwaukee (39,914), O-23	41
W	25	Chicago Bears (55,071), O-30	7
L	0	Detroit (48,447), N-6	24
W	26	at Dallas (10,000), N-20	14
W	30	at Baltimore (57,808), N-27	22
W	23	at Los Angeles Rams (77,254), D-4	7
L	0	Green Bay (53,612), D-10	13
W	34	Baltimore (57,269), D-18	10
<b>208</b>			<b>205</b>

TEAM STATISTICS		49ers	Opp
TOTAL FIRST DOWNS		201	180
By Rushing		90	82
By Passing		96	89
By Penalties		15	9
TOTAL YARDS GAINED		3,260	3,405
By Rushing		1,681	1,587
By Passing		1,579	1,818
TOTAL PLAYS FROM SCRIMMAGE		849	738
Rushes		413	363
Average Gain Per Rush		4.1	4.4
FORWARD PASSES ATTEMPTED		336	293
Number Completed		174	140
Per Cent Completed		51.8	47.8
Yards Lost Passing		287	183
Passes Had Intercepted		12	20
Yards Gained Per Pass		4.7	6.2
Yards Gained Per Completion		9.1	13.0
PUNTS		65	62
Total Yardage of Punts		2,880	2,556
Average Length		44.3	41.3
Net avg. per punt		40.9	36.8
KICKOFF RETURNS		43	57
Number Returned		43	38
Total Yards Returned		1,167	769
Average Length of Return		27.1	20.2
PENALTIES		63	64
Yards Penalized		604	580
FUMBLES		14	15
Own Fumbles Recovered		10	7
Opponents' Fumbles Recovered		8	4
FIELD GOALS		12	10
Field Goals Attempted		26	20
TOTAL POINTS SCORED		208	205
Touchdowns Scored		21	25
Touchdowns Rushing		9	13
Touchdowns Passing		11	11
Touchdowns Returns		1	1
Extra Points		21	23
Field Goals		8	10
Safeties		2	1

SCORING	TDs	Ru	Pa	Int	Fu	KO	Pu	PAT	FG	S	Pts
Davis, Tommy	0	0	0	0	0	0	0	21/21	19/32	0	78
Owens, R.C.	6	0	6	0	0	0	0	0/0	0/0	0	36
Smith, J.D.	6	5	1	0	0	0	0	0/0	0/0	0	36
Conner, Clyde	2	0	2	0	0	0	0	0/0	0/0	0	12
Roberts, C.R.	2	2	0	0	0	0	0	0/0	0/0	0	12
Brodie, John	1	1	0	0	0	0	0	0/0	0/0	0	6
Lyles, Lenny	1	0	0	0	0	1	0	0/0	0/0	0	6
McElhenny, Hugh	1	0	1	0	0	0	0	0/0	0/0	0	6
Perry, Joe	1	1	0	0	0	0	0	0/0	0/0	0	6
Wilson, Billy	1	0	1	0	0	0	0	0/0	0/0	0	6
Krueger, Charlie	0	0	0	0	0	0	0	0/0	0/0	1	2
Nomellini, Leo	0	0	0	0	0	0	0	0/0	0/0	1	2
Wittenborn, John	0	0	0	0	0	0	0	0/0	0/3	0	0
<b>49ERS</b>	<b>21</b>	<b>9</b>	<b>11</b>	<b>0</b>	<b>0</b>	<b>1</b>	<b>0</b>	<b>21/21</b>	<b>19/35</b>	<b>2</b>	<b>208</b>
<b>OPPONENTS</b>	<b>25</b>	<b>13</b>	<b>11</b>	<b>0</b>	<b>1</b>	<b>0</b>	<b>0</b>	<b>23/25</b>	<b>10/20</b>	<b>1</b>	<b>205</b>

RUSHING	Att	Yds	Avg	LG	TD
Smith, J.D.	174	780	4.5	41	5
McElhenny, Hugh	95	347	3.7	38	0
Roberts, C.R.	73	213	2.9	30	2
Brodie, John	18	171	9.5	30	1
Perry, Joe	36	95	2.6	21	1
Tittle, Y.A.	10	61	6.1	28	0
<i>Waters, Bobby</i>	1	8	8.0	8	0
Woodson, Abe	4	4	1.0	4	0
<i>Norton, Ray</i>	2	2	1.0	9	0
<b>49ERS</b>	<b>413</b>	<b>1,681</b>	<b>4.1</b>	<b>41</b>	<b>9</b>
<b>OPPONENTS</b>	<b>363</b>	<b>1,587</b>	<b>4.4</b>	<b>62</b>	<b>14</b>

RECEIVING	No	Yds	Avg	LG	TD
Conner, Clyde	38	531	14.0	65t	2
Owens, R.C.	37	532	14.4	42	6
Smith, J.D.	36	181	5.0	21	1
<i>Stickles, Monty</i>	22	252	11.5	28	0
McElhenny, Hugh	14	114	8.1	45	1
<i>Mackey, Dee</i>	12	159	13.3	25	0
Roberts, C.R.	9	49	5.4	27	0
Wilson, Billy	3	51	17.0	19t	1
Perry, Joe	3	-3	-1.0	3	0
<b>49ERS</b>	<b>174</b>	<b>1,866</b>	<b>10.7</b>	<b>65t</b>	<b>11</b>
<b>OPPONENTS</b>	<b>140</b>	<b>2,001</b>	<b>14.3</b>	<b>91t</b>	<b>11</b>

INTERCEPTIONS	No	Yds	Avg	LG	TD
Baker, Dave	10	96	9.6	28	0
Dove, Eddie	3	29	9.7	29	0
<i>Kelley, Gordon</i>	2	10	5.0	10	0
Mertens, Jerry	2	0	0.0	0	0
Woodson, Abe	2	0	0.0	0	0
Harrison, Bob	1	6	6.0	6	0
<b>49ERS</b>	<b>20</b>	<b>141</b>	<b>7.1</b>	<b>29</b>	<b>0</b>
<b>OPPONENTS</b>	<b>12</b>	<b>159</b>	<b>13.3</b>	<b>26</b>	<b>0</b>

KICKOFF RETURNS	No	Yds	Avg	LG	TD
Lyles, Lenny	17	526	30.9	97t	1
Woodson, Abe	17	498	29.3	64	0
<i>Colchico, Dan</i>	5	68	13.6	18	0
Roberts, C.R.	3	60	20.0	25	0
Clark, Monte	1	15	15.0	15	0
<b>49ERS</b>	<b>43</b>	<b>1,167</b>	<b>27.1</b>	<b>97t</b>	<b>1</b>
<b>OPPONENTS</b>	<b>38</b>	<b>769</b>	<b>20.2</b>	<b>45</b>	<b>0</b>

PUNT RETURNS	No	Yds	Avg	LG	TD
Woodson, Abe	13	174	13.4	48	0
Dove, Eddie	11	43	3.9	7	0
<b>49ERS</b>	<b>24</b>	<b>217</b>	<b>9.0</b>	<b>48</b>	<b>0</b>
<b>OPPONENTS</b>	<b>28</b>	<b>182</b>	<b>6.5</b>	<b>31</b>	<b>0</b>

PUNTING	No	Yds	Avg	LG	Blk
Davis, Tommy	62	2,737	44.1	74	0
Baker, Dave	3	143	47.7	55	0
<b>49ERS</b>	<b>65</b>	<b>2,880</b>	<b>44.3</b>	<b>74</b>	<b>0</b>
<b>OPPONENTS</b>	<b>62</b>	<b>2,561</b>	<b>41.3</b>	<b>65</b>	<b>0</b>

PASSING	Att	Comp	Pct	Yds	LG	TD	Int	QB
Brodie, John	207	103	49.8	1,111	65t	6	9	57.5
Tittle, Y.A.	127	69	54.3	694	45	4	3	70.8
<i>Waters, Bobby</i>	2	2	100.0	61	41t	1	0	158.3
<b>49ERS</b>	<b>336</b>	<b>174</b>	<b>51.8</b>	<b>1,866</b>	<b>65t</b>	<b>11</b>	<b>12</b>	<b>64.4</b>
<b>OPPONENTS</b>	<b>293</b>	<b>140</b>	<b>47.8</b>	<b>2,001</b>	<b>91t</b>	<b>11</b>	<b>20</b>	<b>54.4</b>

Rookie Names in Italic

# SAN FRANCISCO 49ERS

## 1961 (7-6-1)

**Howard W. Hickey, Coach**

W	35	Washington (43,412), S-17	3
L	10	at Green Bay (38,624), S-24	30
W	49	at Detroit (53,155), O-1	0
W	35	Los Angeles Rams (59,004), O-8	0
W	38	at Minnesota (34,415), O-15	24
L	0	at Chicago Bears (49,070), O-22	31
L	10	at Pittsburgh (19,686), O-29	20
T	20	Detroit (56,878), N-5	20
L	7	at Los Angeles Rams (63,766), N-12	17
W	41	Chicago Bears (52,972), N-19	31
W	38	Minnesota (48,905), N-26	28
L	17	at Baltimore (57,641), D-3	20
W	22	Green Bay (55,722), D-10	21
L	24	Baltimore (45,517), D-16	27
<b>346</b>			<b>272</b>

### TEAM STATISTICS

	49ers	Opp
TOTAL FIRST DOWNS	258	234
By Rushing	116	90
By Passing	132	132
By Penalties	10	12
TOTAL YARDS GAINED	4,904	4,181
By Rushing	2,100	1,701
By Passing	2,804	2,480
TOTAL PLAYS FROM SCRIMMAGE	875	890
Rushes	448	419
Average Gain Per Rush	4.7	4.1
FORWARD PASSES ATTEMPTED	346	380
Number Completed	187	196
Per Cent Completed	54.0	51.6
Yards Lost Passing	253	394
Passes Had Intercepted	19	19
Yards Gained Per Pass	8.1	6.5
Yards Gained Per Completion	15.0	12.7
PUNTS	59	62
Total Yardage of Punts	2,633	2,725
Average Length	44.6	44.0
Net avg. per punt	40.1	40.2
KICKOFF RETURNS	49	58
Total Yards Returned	1,287	1,368
Average Length of Return	26.6	23.6
PENALTIES	65	56
Yards Penalized	635	456
FUMBLES	25	21
Own Fumbles Recovered	8	9
Opponents' Fumbles Recovered	12	17
FIELD GOALS	12	16
Field Goals Attempted	22	29
TOTAL POINTS SCORED	346	272
Touchdowns Scored	44	32
Touchdowns Rushing	27	13
Touchdowns Passing	15	18
Touchdowns Returns	2	1
Extra Points	44	32
Field Goals	12	16
Safeties	1	0

### SCORING

	TDs	Ru	Pa	Int	Fu	KO	Pu	PAT	FG	S	Pts
Davis, Tommy	0	0	0	0	0	0	0	44/44	12/22	0	80
Kilmer, Billy	10	10	0	0	0	0	0	0/0	0/0	0	60
Smith, J.D.	9	8	1	0	0	0	0	0/0	0/0	0	54
Owens, R.C.	6	1	5	0	0	0	0	0/0	0/0	0	36
Stickles, Monty	5	0	5	0	0	0	0	0/0	0/0	0	30
Waters, Bobby	3	3	0	0	0	0	0	0/0	0/0	0	18
Brodie, John	2	2	0	0	0	0	0	0/0	0/0	0	12
Thomas, Aaron	2	0	2	0	0	0	0	0/0	0/0	0	12
Woodson, Abe	2	0	0	0	0	1	1	0/0	0/0	0	12
Casey, Bernie	1	0	1	0	0	0	0	0/0	0/0	0	6
Conner, Clyde	1	0	1	0	0	0	0	0/0	0/0	0	6
Cooper, Bill	1	1	0	0	0	0	0	0/0	0/0	0	6
Lockett, J.W.	1	1	0	0	0	0	0	0/0	0/0	0	6
Roberts, C.R.	1	1	0	0	0	0	0	0/0	0/0	0	6
Krueger, Charlie	0	0	0	0	0	0	0	0/0	0/0	1	2
<b>49ERS</b>	<b>44</b>	<b>27</b>	<b>15</b>	<b>0</b>	<b>0</b>	<b>1</b>	<b>1</b>	<b>44/44</b>	<b>12/22</b>	<b>1</b>	<b>346</b>
<b>OPPONENTS</b>	<b>32</b>	<b>13</b>	<b>18</b>	<b>0</b>	<b>0</b>	<b>0</b>	<b>1</b>	<b>32/32</b>	<b>16/29</b>	<b>0</b>	<b>272</b>

Rookie Names in *Italic*

RUSHING	Att	Yds	Avg	LG	TD
Smith, J.D.	167	823	4.9	33	8
Kilmer, Billy	96	509	5.3	31	10
Roberts, C.R.	63	338	5.4	54	1
Waters, Bobby	47	233	5.0	35	3
Brodie, John	28	90	3.2	29	2
McIlhenny, Don	8	30	3.8	15	0
Woodson, Abe	14	23	1.6	14	0
Lockett, J.W.	11	18	1.6	9	1
Cooper, Bill	8	17	2.1	6	1
Messer, Dale	3	13	4.3	6	0
Norton, Ray	2	-2	-1.0	2	0
Thomas, Aaron	1	-15	-15.0	-15	0
Owens, R.C.	(lat) 0	23		23	1
<b>49ERS</b>	<b>448</b>	<b>2,100</b>	<b>4.7</b>	<b>54</b>	<b>27</b>
<b>OPPONENTS</b>	<b>419</b>	<b>1,701</b>	<b>4.1</b>	<b>44</b>	<b>13</b>

RECEIVING	No	Yds	Avg	LG	TD
Owens, R.C.	55	1,032	18.8	54	5
Stickles, Monty	43	794	18.5	54	5
Smith, J.D.	28	343	12.3	57	1
Thomas, Aaron	15	301	20.1	70t	2
Conner, Clyde	11	177	16.1	45	1
Casey, Bernie	10	185	18.5	51	1
Roberts, C.R.	10	83	8.3	19	0
Woodson, Abe	8	74	9.3	28	0
Lockett, J.W.	4	35	8.8		0
Messer, Dale	3	33	11.0	14	0
<b>49ERS</b>	<b>187</b>	<b>3,057</b>	<b>16.4</b>	<b>70t</b>	<b>15</b>
<b>OPPONENTS</b>	<b>196</b>	<b>2,874</b>	<b>14.7</b>	<b>80t</b>	<b>18</b>

INTERCEPTIONS	No	Yds	Avg	LG	TD
Baker, Dave	6	123	20.5	40	0
Johnson, Jimmy	5	116	23.2	63	0
Dove, Eddie	3	41	13.7	28	0
Harrison, Bob	2	14	7.0	9	0
Hazeltine, Matt	1	26	26.0	26	0
Woodson, Abe	1	2	2.0	2	0
Kelley, Gordon	1	0	0.0	0	0
<b>49ERS</b>	<b>19</b>	<b>322</b>	<b>17.0</b>	<b>63</b>	<b>0</b>
<b>OPPONENTS</b>	<b>19</b>	<b>249</b>	<b>13.1</b>	<b>36</b>	<b>0</b>

KICKOFF RETURNS	No	Yds	Avg	LG	TD
Woodson, Abe	27	782	29.0	98t	1
Smith, J.D.	7	158	22.6	33	0
McIlhenny, Don	6	189	31.5	49	0
Cooper, Bill	3	44	14.7	20	0
Messer, Dale	3	36	12.0	14	0
Norton, Ray	1	60	60.0	60	0
Kammerer, Carlton	1	18	18.0	18	0
Lockett, J.W.	1	15	15.0	15	0
<b>49ERS</b>	<b>49</b>	<b>1,302</b>	<b>26.6</b>	<b>98t</b>	<b>1</b>
<b>OPPONENTS</b>	<b>58</b>	<b>1,368</b>	<b>23.6</b>	<b>78</b>	<b>0</b>

PUNT RETURNS	No	FC	Yds	Avg	LG	TD
Woodson, Abe	16	3	172	10.8	80t	1
Dove, Eddie	6	8	49	8.2	20	0
Messer, Dale	2	4	11	5.5	6	0
<b>49ERS</b>	<b>24</b>	<b>15</b>	<b>232</b>	<b>9.7</b>	<b>80t</b>	<b>1</b>
<b>OPPONENTS</b>	<b>32</b>	<b>6</b>	<b>269</b>	<b>8.4</b>	<b>39t</b>	<b>1</b>

PUNTING	No	Yds	Avg	LG	Blk
Davis, Tommy	50	2,269	45.4	67	0
Kilmer, Billy	9	364	40.4	64	0
<b>49ERS</b>	<b>59</b>	<b>2,633</b>	<b>44.6</b>	<b>67</b>	<b>0</b>
<b>OPPONENTS</b>	<b>62</b>	<b>2,725</b>	<b>44.0</b>	<b>64</b>	<b>0</b>

PASSING	Att	Comp	Pct	Yds	LG	TD	Int	QB
Brodie, John	283	155	54.8	2,588	70t	14	12	84.7
Kilmer, Billy	34	19	55.9	286	28	0	4	44.1
Waters, Bobby	28	13	46.4	183	26	1	2	50.2
Smith, J.D.	1	0	0.0	0	0	0	1	0.0
<b>49ERS</b>	<b>346</b>	<b>187</b>	<b>54.1</b>	<b>3,057</b>	<b>70t</b>	<b>15</b>	<b>19</b>	<b>75.5</b>
<b>OPPONENTS</b>	<b>380</b>	<b>196</b>	<b>51.6</b>	<b>2,874</b>	<b>80t</b>	<b>18</b>	<b>19</b>	<b>71.5</b>

# SAN FRANCISCO 49ERS

## 1962 (6-8)

**Howard W. Hickey, Coach**

L	14	Chicago (46,052), S-16	30
L	24	at Detroit (51,032), S-23	45
W	21	Minnesota (38,407), S-30	7
W	21	at Baltimore (54,148), O-7	13
W	34	at Chicago (48,902), O-14	27
L	13	at G.B. in Milwaukee (46,012), O-21	31
L	14	Los Angeles Rams (51,033), O-28	28
L	3	Baltimore (44,875), N-4	22
L	24	Detroit (43,449), N-11	38
W	24	at Los Angeles Rams (42,554), N-18	17
W	24	at St. Louis (17,532), N-25	17
W	35	at Minnesota (33,076), D-2	12
L	21	Green Bay (53,769), D-9	31
L	10	Cleveland (35,274), D-15	13
<b>282</b>			<b>331</b>

TEAM STATISTICS		49ers	Opp
TOTAL FIRST DOWNS		239	240
By Rushing		112	107
By Passing		112	113
By Penalties		15	20
TOTAL YARDS GAINED		3,941	4,549
By Rushing		1,873	2,241
By Passing		2,068	2,308
TOTAL PLAYS FROM SCRIMMAGE		854	841
Rushes		460	464
Average Gain Per Rush		4.1	4.8
FORWARD PASSES ATTEMPTED		323	296
Number Completed		185	164
Per Cent Completed		57.3	55.4
Yards Lost Passing		423	186
Passes Had Intercepted		19	12
Yards Gained Per Pass		7.7	8.4
Yards Gained Per Completion		13.5	15.2
PUNTS		48	61
Total Yardage of Punts		2,188	2,721
Average Length		45.6	44.6
KICKOFF RETURNS		62	51
Total Yards Returned		1,739	1,140
Average Length of Return		28.0	22.4
PENALTIES		63	57
Yards Penalized		636	626
FUMBLES		24	22
Own Fumbles Recovered		10	14
Opponents' Fumbles Recovered		8	14
FIELD GOALS		10	12
Field Goals Attempted		23	20
TOTAL POINTS SCORED		282	331
Touchdowns Scored		36	42
Touchdowns Rushing		15	22
Touchdowns Passing		19	17
Touchdowns Returns		2	3
Extra Points		36	39
Field Goals		10	20
Safeties		0	2

SCORING	TDs	Ru	Pa	Int	Fu	KO	Pu	PAT	FG	S	Pts
Davis, Tommy	0	0	0	0	0	0	0	36/36	10/23	0	66
Smith, J.D.	7	6	1	0	0	0	0	0/0	0/0	0	42
Casey, Bernie	6	0	6	0	0	0	0	0/0	0/0	0	36
Kilmer, Billy	6	5	1	0	0	0	0	0/0	0/0	0	36
Brodie, John	4	4	0	0	0	0	0	0/0	0/0	0	24
Conner, Clyde	4	0	4	0	0	0	0	0/0	0/0	0	24
Johnson, Jimmy	4	0	4	0	0	0	0	0/0	0/0	0	24
Stickles, Monty	3	0	3	0	0	0	0	0/0	0/0	0	18
Woodson, Abe	2	0	0	0	1	0	1	0/0	0/0	0	12
<b>49ERS</b>	<b>36</b>	<b>15</b>	<b>19</b>	<b>0</b>	<b>1</b>	<b>0</b>	<b>1</b>	<b>36/36</b>	<b>10/23</b>	<b>0</b>	<b>282</b>
<b>OPPONENTS</b>	<b>42</b>	<b>22</b>	<b>17</b>	<b>3</b>	<b>0</b>	<b>0</b>	<b>0</b>	<b>39/42</b>	<b>12/20</b>	<b>2</b>	<b>331</b>

RUSHING	Att	Yds	Avg	Lg	TD
Smith, J.D.	258	907	3.5	28	6
Kilmer, Billy	93	478	5.1	35	5
Brodie, John	37	258	7.0	21	4
Gaiters, Bob	36	158	4.4	53	0
Waters, Bobby	12	42	3.5	14	0
Vollenweider, Jim	11	37	3.4	10	0
Roberts, C.R.	9	19	2.1	12	0
Cooper, Bill	2	-2	-1.0	2	0
Thomas, Aaron	1	-9	-9.0	-9	0
Winston, Lloyd	1	-15	-15.0	-15	0
<b>49ERS</b>	<b>460</b>	<b>1,873</b>	<b>4.1</b>	<b>53</b>	<b>15</b>
<b>OPPONENTS</b>	<b>464</b>	<b>2,241</b>	<b>4.8</b>	<b>77t</b>	<b>21</b>

RECEIVING	No	Yds	Avg	LG	TD
Casey, Bernie	53	819	15.5	48t	6
Johnson, Jimmy	34	627	18.4	80t	4
Conner, Clyde	24	240	10.0	18	4
Stickles, Monty	22	366	16.6	48	3
Smith, J.D.	21	197	9.4	47	1
Kilmer, Billy	16	152	9.5	70	1
Vollenweider, Jim	4	21	5.3	10	0
Messer, Dale	3	30	10.0	15	0
McFarland, Kay	3	24	8.0	16	0
Gaiters, Bob	2	13	6.5	13	0
Roberts, C.R.	2	0	0.0	1	0
Winston, Lloyd	1	2	2.0	2	0
<b>49ERS</b>	<b>185</b>	<b>2,491</b>	<b>13.5</b>	<b>80t</b>	<b>19</b>
<b>OPPONENTS</b>	<b>164</b>	<b>2,494</b>	<b>15.2</b>	<b>73t</b>	<b>17</b>

INTERCEPTIONS	No	Yds	Avg	LG	TD
Woodson, Abe	2	31	15.5	31	0
Hazeltine, Matt	2	24	12.0	12	0
Pine, Ed	2	16	8.0	13	0
Mertens, Jerry	2	0	0.0	0	0
Messer, Dale	1	35	35.0	35	0
Kammerer, Carlton	1	13	13.0	13	0
Ridlon, Jim	1	8	8.0	8	0
Dove, Eddie	1	0	0.0	0	0
<b>49ERS</b>	<b>12</b>	<b>127</b>	<b>10.6</b>	<b>35</b>	<b>0</b>
<b>OPPONENTS</b>	<b>19</b>	<b>334</b>	<b>17.6</b>	<b>55t</b>	<b>3</b>

KICKOFF RETURNS	No	Yds	Avg	LG	TD
Woodson, Abe	37	1,157	31.3	79	0
Gaiters, Bob	11	273	24.8	47	0
Vollenweider, Jim	6	113	18.8	45	0
Messer, Dale	4	112	28.0	43	0
Winston, Lloyd	3	67	22.3	29	0
Cooper, Bill	1	17	17.0	17	0
<b>49ERS</b>	<b>62</b>	<b>1,739</b>	<b>28.1</b>	<b>79</b>	<b>0</b>
<b>OPPONENTS</b>	<b>51</b>	<b>1,140</b>	<b>22.4</b>	<b>40</b>	<b>0</b>

PUNT RETURNS	No	FC	Yds	Avg	LG	TD
Woodson, Abe	19	3	179	9.4	85t	1
Dove, Eddie	5	2	21	4.2	10	0
Messer, Dale	3	8	7	2.3	7	0
<b>49ERS</b>	<b>27</b>	<b>13</b>	<b>207</b>	<b>7.7</b>	<b>85t</b>	<b>1</b>
<b>OPPONENTS</b>	<b>32</b>	<b>5</b>	<b>285</b>	<b>8.9</b>	<b>31</b>	<b>0</b>

PUNTING	No	Yds	Avg	LG	Bik
Davis, Tommy	48	2,188	45.6	82	0
<b>49ERS</b>	<b>48</b>	<b>2,188</b>	<b>45.6</b>	<b>82</b>	<b>0</b>
<b>OPPONENTS</b>	<b>61</b>	<b>2,720</b>	<b>44.6</b>	<b>75</b>	<b>0</b>

PASSING	Att	Comp	Pct	Yds	LG	TD	Int	QB
Brodie, John	304	175	57.6	2,272	80t	18	16	79.0
Kilmer, Billy	13	8	61.5	191	73	1	3	91.5
Waters, Bobby	6	2	33.3	28	15	0	0	49.3
<b>49ERS</b>	<b>323</b>	<b>185</b>	<b>57.3</b>	<b>2,491</b>	<b>80t</b>	<b>19</b>	<b>19</b>	<b>77.0</b>
<b>OPPONENTS</b>	<b>296</b>	<b>164</b>	<b>55.4</b>	<b>2,494</b>	<b>73t</b>	<b>17</b>	<b>12</b>	<b>85.6</b>

# SAN FRANCISCO 49ERS

## 1963 (2-12)

### *Coach\**

L	20	Minnesota (30,781), S-15	24
L	14	Baltimore (31,006), S-22	20
L	14	at Minnesota (28,567), S-29	45
L	3	at Detroit (44,088), O-6	26
L	3	at Baltimore (56,962), O-13	20
W	20	Chicago (35,837), O-20	14
L	21	at Los Angeles Rams (45,532), O-27	28
L	7	Detroit (33,511), N-3	45
W	31	Dallas (29,563), N-10	24
L	14	at New York Giants (62,982), N-17	48
L	10	at G.B. in Milwaukee (45,905), N-24	28
L	17	Los Angeles Rams (33,321), D-1	21
L	7	at Chicago (46,994), D-8	27
L	17	Green Bay (31,031), D-14	21

198

391

\*Coach Red Hickey resigned after third game and Jack Christiansen was appointed his successor.

TEAM STATISTICS	49ers	Opp
TOTAL FIRST DOWNS	183	304
By Rushing	87	121
By Passing	87	168
By Penalties	9	15
TOTAL YARDS GAINED	3,281	5,447
By Rushing	1,454	2,076
By Passing	1,827	3,371
TOTAL PLAYS FROM SCRIMMAGE	790	963
Rushes	406	488
Average Gain Per Rush	3.6	4.3
FORWARD PASSES ATTEMPTED	349	450
Number Completed	156	244
Per Cent Completed	44.7	54.2
Sacks/Yards Lost	35/263	25/210
Passes Had Intercepted	22	14
Yards Gained Per Pass	6.0	8.0
Yards Gained Per Completion	13.4	14.7
PUNTS	73	55
Total Yardage of Punts	3,311	2,371
Average Length	45.4	43.1
KICKOFF RETURNS	62	37
Total Yards Returned	1,659	816
Average Length of Return	26.8	22.1
PENALTIES	51	73
Yards Penalized	439	667
FUMBLES	25	27
Own Fumbles Recovered	17	14
Opponents' Fumbles Recovered	13	8
FIELD GOALS	10	12
Field Goals Attempted	31	20
TOTAL POINTS SCORED	198	391
Touchdowns Scored	24	51
Touchdowns Rushing	8	20
Touchdowns Passing	13	27
Touchdowns Returns	3	4
Extra Points	24	50
Field Goals	10	20
Safeties	0	1

SCORING	TDs	Ru	Pa	Int	Fu	KO	Pu	PAT	FG	S	Pts
Davis, Tommy	0	0	0	0	0	0	0	24/24	10/31	0	54
Casey, Bernie	7	0	7	0	0	0	0	0/0	0/0	0	42
Smith, J.D.	6	5	1	0	0	0	0	0/0	0/0	0	36
Woodson, Abe	3	0	0	0	0	3	0	0/0	0/0	0	18
Knafelc, Gary	2	0	2	0	0	0	0	0/0	0/0	0	12
Lisbon, Don	2	0	2	0	0	0	0	0/0	0/0	0	12
Vollenweider, Jim	2	2	0	0	0	0	0	0/0	0/0	0	12
McFarland, Kay	1	0	1	0	0	0	0	0/0	0/0	0	6
Winston, Lloyd	1	1	0	0	0	0	0	0/0	0/0	0	6
49ERS	24	8	13	0	0	3	0	24/24	10/31	0	198
OPPONENTS	51	20	27	1	1	0	2	50/51	11/27	1	391

RUSHING	Att	Yds	Avg	Lg	TD
Smith, J.D.	162	560	3.5	52t	5
Lisbon, Don	109	399	3.7	25	0
Winston, Lloyd	27	127	4.7	38	1
Vollenweider, Jim	47	124	2.6	12	2
Perry, Joe	24	98	4.1	16	0
Brodie, John	7	63	9.0	24	0
McHan, Lamar	17	59	3.5	15	0
Lind, Mike	8	26	3.3	7	0
Waters, Bobby	5	-2	-0.4	8	0
49ERS	406	1,454	3.6	52t	8
OPPONENTS	488	2,076	4.3	51t	20

RECEIVING	No	Yds	Avg	LG	TD
Casey, Bernie	47	762	16.2	68t	7
Lisbon, Don	21	259	12.3	51	2
Knafelc, Gary	18	221	12.3	45t	2
Smith, J.D.	17	196	11.5	40	1
Conner, Clyde	16	247	15.4	42	0
Stickles, Monty	11	152	13.8	31	0
McFarland, Kay	11	126	11.5	33	1
Johnson, Jimmy	6	63	10.5	15	0
Perry, Joe	4	12	3.0	8	0
Lind, Mike	2	13	6.5	8	0
Winston, Lloyd	2	13	6.5	10	0
Vollenweider, Jim	1	26	26.0	26	0
49ERS	156	2,090	13.4	68t	13
OPPONENTS	244	3,581	14.7	70t	27

INTERCEPTIONS	No	Yds	Avg	LG	TD
Alexander, Kermit	5	72	14.4	38	0
Woodson, Abe	3	61	20.3	61	0
Johnson, Jimmy	2	36	18.0	36	0
Dowdle, Mike	2	6	3.0	6	0
Kimbrough, Elbert	1	45	45.0	45	0
Pine, Ed	1	1	1.0	1	0
49ERS	14	221	15.8	61	0
OPPONENTS	22	283	12.9	52	1

KICKOFF RETURNS	No	Yds	Avg	LG	TD
Woodson, Abe	29	935	32.2	103t	3
Alexander, Kermit	24	638	26.6	46	0
Vollenweider, Jim	4	75	18.8	23	0
Cooper, Bill	2	8	4.0	8	0
St.Clair, Bob	2	3	1.5	3	0
Stickles, Monty	1	0	0.0	0	0
49ERS	62	1,659	26.8	103t	3
OPPONENTS	37	816	22.1	45	0

PUNT RETURNS	No	FC	Yds	Avg	LG	TD
Woodson, Abe	13	7	95	7.3	51	0
Messer, Dale	5	12	4	0.8	3	0
49ERS	18	19	99	5.5	51	0
OPPONENTS	50	5	587	11.7	90t	2

PUNTING	No	Yds	Avg	LG	Blk
Davis, Tommy	73	3,311	45.4	64	2
49ERS	73	3,311	45.4	64	2
OPPONENTS	55	2,373	43.2	68	0

PASSING	Att	Comp	Pct	Yds	LG	TD	Int	QB
McHan, Lamar	195	83	42.6	1,243	68t	8	11	54.3
Waters, Bobby	88	42	47.7	435	42	1	6	37.8
Brodie, John	61	30	49.2	367	44t	3	4	57.2
Lisbon, Don	2	1	50.0	45	45t	1	0	135.4
Davis, Tommy	1	0	0.0	0	0	0	0	39.6
Perry, Joe	1	0	0.0	0	0	0	0	39.6
Vollenweider, Jim	1	0	0.0	0	0	0	1	0.0
49ERS	349	156	44.7	2,090	68t	13	22	50.4
OPPONENTS	450	244	54.2	3,581	70t	27	14	87.5

Rookie Names in Italic



# SAN FRANCISCO 49ERS

## 1964 (4-10)

**Jack Christiansen, Coach**

L	17	Detroit (33,204), S-13	26
W	28	at Philadelphia (57,352), S-20	24
L	13	St. Louis (30,969), S-27	23
W	31	Chicago (33,132), O-4	21
L	14	at G.B. in Milwaukee (47,380), O-11	24
L	14	at Los Angeles Rams (54,355), O-18	42
L	22	Minnesota (31,845), O-25	27
L	7	at Baltimore (60,213), N-1	37
L	7	at Minnesota (40,408), N-8	24
W	24	Green Bay (38,483), N-15	14
L	21	at Chicago (46,772), N-22	23
L	3	Baltimore (33,642), N-29	14
W	28	Los Angeles Rams (31,791), D-6	7
L	7	at Detroit (41,854), D-13	24
<b>236</b>			<b>330</b>

### TEAM STATISTICS

	49ers	Opp
TOTAL FIRST DOWNS	233	255
By Rushing	76	90
By Passing	136	138
By Penalties	21	27
TOTAL YARDS GAINED	4,073	4,404
By Rushing	1,332	1,560
By Passing	2,741	2,844
TOTAL PLAYS FROM SCRIMMAGE	871	920
Rushes	383	443
Average Gain Per Rush	3.5	3.5
FORWARD PASSES ATTEMPTED	461	434
Number Completed	225	232
Per Cent Completed	48.8	53.5
Sacks/Yards Lost	27/249	43/297
Passes Had Intercepted	22	15
Yards Gained Per Pass	6.5	7.2
Yards Gained Per Completion	13.3	13.5
PUNTS	79	76
Total Yardage of Punts	3,603	3,481
Average Length	45.6	45.8
KICKOFF RETURNS	57	37
Total Yards Returned	1,393	883
Average Length of Return	24.4	23.9
PENALTIES	79	76
Yards Penalized	741	783
FUMBLES	42	33
Own Fumbles Recovered	18	19
Opponents' Fumbles Recovered	14	24
FIELD GOALS	8	17
Field Goals Attempted	25	34
TOTAL POINTS SCORED	236	330
Touchdowns Scored	30	40
Touchdowns Rushing	11	11
Touchdowns Passing	18	23
Touchdowns Returns	1	6
Extra Points	30	39
Field Goals	8	20
Safeties	1	0

### SCORING

	TDs	Ru	Pa	Int	Fu	KO	Pu	PAT	FG	S	Pts
Davis, Tommy	0	0	0	0	0	0	0	30/30	8/25	0	54
Parks, Dave	8	0	8	0	0	0	0	0/0	0/0	0	48
Lind, Mike	7	7	0	0	0	0	0	0/0	0/0	0	42
Casey, Bernie	4	0	4	0	0	0	0	0/0	0/0	0	24
Stickles, Monty	3	0	3	0	0	0	0	0/0	0/0	0	18
Brodie, John	2	2	0	0	0	0	0	0/0	0/0	0	12
Kopay, Dave	2	0	2	0	0	0	0	0/0	0/0	0	6
Alexander, Kermit	1	0	0	0	0	0	1	0/0	0/0	0	6
Lewis, Gary	1	1	0	0	0	0	0	0/0	0/0	0	6
Johnson, Rudy	1	1	0	0	0	0	0	0/0	0/0	0	6
Lisbon, Don	1	0	1	0	0	0	0	0/0	0/0	0	6
Team	0	0	0	0	0	0	0	0/0	0/0	0	2
<b>49ERS</b>	<b>30</b>	<b>11</b>	<b>18</b>	<b>0</b>	<b>0</b>	<b>0</b>	<b>1</b>	<b>30/30</b>	<b>8/25</b>	<b>0</b>	<b>236</b>
<b>OPPONENTS</b>	<b>40</b>	<b>11</b>	<b>23</b>	<b>2</b>	<b>2</b>	<b>0</b>	<b>2</b>	<b>39/40</b>	<b>17/34</b>	<b>0</b>	<b>330</b>

RUSHING	Att	Yds	Avg	LG	TD
Kopay, Dave	75	271	3.6	18	0
Lind, Mike	100	256	2.6	21	7
Mira, George	18	177	9.8	37	0
Lisbon, Don	55	162	3.0	14	0
Brodie, John	27	135	5.0	38	2
Lewis, Gary	43	115	2.7	17	1
Kilmer, Billy	36	113	3.1	14	0
Smith, J.D.	13	55	4.2	16	0
Johnson, Rudy	16	48	3.0	24	1
<b>49ERS</b>	<b>383</b>	<b>1,332</b>	<b>3.5</b>	<b>38</b>	<b>11</b>
<b>OPPONENTS</b>	<b>442</b>	<b>1,560</b>	<b>3.5</b>	<b>32</b>	<b>11</b>

RECEIVING	No	Yds	Avg	LG	TD
Casey, Bernie	58	808	13.9	63t	4
Stickles, Monty	40	685	17.1	53t	3
Parks, Dave	36	703	19.5	83t	8
Lind, Mike	25	178	7.1	26	0
Kopay, Dave	20	135	6.8	30	2
Lisbon, Don	13	104	8.0	39t	1
Kilmer, Billy	11	136	12.4	35	0
Lewis, Gary	7	73	10.4	47	0
McFarland, Kay	5	67	13.4	33	0
Johnson, Rudy	5	21	4.2	12	0
Messer, Dale	4	72	18.0	28	0
Poole, Bob	1	8	8.0	8	0
<b>49ERS</b>	<b>225</b>	<b>2,990</b>	<b>13.3</b>	<b>83t</b>	<b>18</b>
<b>OPPONENTS</b>	<b>232</b>	<b>3,135</b>	<b>13.5</b>	<b>82t</b>	<b>23</b>

INTERCEPTIONS	No	Yds	Avg	LG	TD
Alexander, Kermit	5	65	13.0	24	0
Johnson, Jimmy	3	65	21.7	43	0
Kimbrough, Elbert	2	3	1.5	3	0
Woodson, Abe	2	1	0.5	1	0
Dowdle, Mike	1	14	14.0	14	0
Wilcox, Dave	1	6	6.0	6	0
Hazeltine, Matt	1	1	1.0	1	0
<b>49ERS</b>	<b>15</b>	<b>155</b>	<b>10.3</b>	<b>43</b>	<b>0</b>
<b>OPPONENTS</b>	<b>22</b>	<b>530</b>	<b>24.1</b>	<b>97t</b>	<b>2</b>

KICKOFF RETURNS	No	Yds	Avg	LG	TD
Woodson, Abe	32	880	27.5	70	0
Alexander, Kermit	20	483	24.2	44	0
Kopay, Dave	2	30	15.0	16	0
Lewis, Gary	1	0	0.0	0	0
Pine, Ed	1	0	0.0	0	0
Thomas, John	1	0	0.0	0	0
<b>49ERS</b>	<b>57</b>	<b>1,393</b>	<b>24.4</b>	<b>70</b>	<b>0</b>
<b>OPPONENTS</b>	<b>37</b>	<b>883</b>	<b>23.9</b>	<b>41</b>	<b>0</b>

PUNT RETURNS	No	FC	Yds	Avg	LG	TD
Alexander, Kermit	21	5	189	9.0	70t	1
Woodson, Abe	22	8	133	6.1	26	0
<b>49ERS</b>	<b>43</b>	<b>13</b>	<b>322</b>	<b>7.5</b>	<b>70t</b>	<b>1</b>
<b>OPPONENTS</b>	<b>50</b>	<b>5</b>	<b>540</b>	<b>10.8</b>	<b>68t</b>	<b>2</b>

PUNTING	No	Yds	Avg	LG	Bk
Davis, Tommy	79	3,599	45.6	68	0
<b>49ERS</b>	<b>79</b>	<b>3,599</b>	<b>45.6</b>	<b>68</b>	<b>0</b>
<b>OPPONENTS</b>	<b>75</b>	<b>3,426</b>	<b>45.7</b>	<b>74</b>	<b>0</b>

PASSING	Att	Comp	Pct	Yds	LG	TD	Int	QB
Brodie, John	392	193	49.2	2,498	83t	14	16	64.6
Mira, George	53	23	43.4	331	79t	2	5	37.5
Kilmer, Billy	14	8	57.1	92	24	1	1	71.1
Lind, Mike	1	1	100.0	69	69t	1	0	158.3
Kopay, Dave	1	0	0.0	0	0	0	0	39.6
<b>49ERS</b>	<b>461</b>	<b>225</b>	<b>48.8</b>	<b>2,990</b>	<b>83t</b>	<b>18</b>	<b>22</b>	<b>62.9</b>
<b>OPPONENTS</b>	<b>434</b>	<b>232</b>	<b>53.5</b>	<b>3,135</b>	<b>82t</b>	<b>23</b>	<b>16</b>	<b>79.0</b>

Rookie Names in *Italic*

# SAN FRANCISCO 49ERS

## 1965 (7-6-1)

**Jack Christiansen, Coach**

W	52	Chicago (31,211), S-19	24
W	27	Pittsburgh (28,161), S-26	17
L	24	at Baltimore (57,342), O-3	27
L	10	at Green Bay (50,858), O-10	27
W	45	at Los Angeles Rams (34,703), O-17	21
L	41	Minnesota (40,673), O-24	42
L	28	Baltimore (43,575), O-31	34
L	31	at Dallas (30,531), N-7	39
W	27	at Detroit (52,570), N-14	21
W	30	Los Angeles Rams (39,253), N-21	27
W	45	at Minnesota (36,748), N-28	24
W	17	Detroit (38,483), D-5	14
L	20	at Chicago (43,400), D-12	61
T	24	Green Bay (45,710), D-19	24
<b>421</b>			<b>402</b>

<b>TEAM STATISTICS</b>		<b>49ers</b>	<b>Opp</b>
TOTAL FIRST DOWNS		292	259
By Rushing		97	94
By Passing		172	139
By Penalties		23	26
TOTAL YARDS GAINED		5,270	4,640
By Rushing		1,783	1,535
By Passing		3,487	3,105
TOTAL PLAYS FROM SCRIMMAGE		901	878
Rushes		428	405
Average Gain Per Rush		4.2	3.8
FORWARD PASSES ATTEMPTED		454	448
Number Completed		272	225
Per Cent Completed		59.9	50.2
Sacks/Yards Lost		19/146	25/197
Passes Had Intercepted		21	13
Yards Gained Per Pass		8.0	7.4
Yards Gained Per Completion		13.4	14.7
PUNTS		54	62
Total Yardage of Punts		2,474	2,598
Average Length		45.8	41.9
KICKOFF RETURNS		59	59
Total Yards Returned		1,276	1,566
Average Length of Return		21.6	26.1
PENALTIES		79	71
Yards Penalized		785	727
FUMBLES		33	34
Own Fumbles Recovered		14	17
Opponents' Fumbles Recovered		17	19
FIELD GOALS		17	14
Field Goals Attempted		27	27
TOTAL POINTS SCORED		421	402
Touchdowns Scored		53	52
Touchdowns Rushing		13	20
Touchdowns Passing		35	24
Touchdowns Returns		5	8
Extra Points		52	48
Field Goals		17	14
Safeties		0	0

<b>SCORING</b>	<b>TDs</b>	<b>Ru</b>	<b>Pa</b>	<b>Int</b>	<b>Fu</b>	<b>KO</b>	<b>Pu</b>	<b>PAT</b>	<b>FG</b>	<b>S</b>	<b>Pts</b>
Davis, Tommy	0	0	0	0	0	0	0	52/53	17/27	0	103
Parks, Dave	12	0	12	0	0	0	0	0/0	0/0	0	72
Crow, John David	9	2	7	0	0	0	0	0/0	0/0	0	54
Willard, Ken	9	5	4	0	0	0	0	0/0	0/0	0	54
Casey, Bernie	8	0	8	0	0	0	0	0/0	0/0	0	48
Kopay, Dave	4	2	1	0	1	0	0	0/0	0/0	0	24
Lewis, Gary	3	3	0	0	0	0	0	0/0	0/0	0	18
Brodie, John	1	1	0	0	0	0	0	0/0	0/0	0	6
Burke, Vern	1	0	1	0	0	0	0	0/0	0/0	0	6
Chapple, Jack	1	0	0	0	1	0	0	0/0	0/0	0	6
Krueger, Charlie	1	0	0	0	1	0	0	0/0	0/0	0	6
McFarland, Kay	1	0	1	0	0	0	0	0/0	0/0	0	6
Miller, Clark	1	0	0	0	1	0	0	0/0	0/0	0	6
Stickles, Monty	1	0	1	0	0	0	0	0/0	0/0	0	6
Wilcox, Dave	1	0	0	0	1	0	0	0/0	0/0	0	6
<b>49ERS</b>	<b>53</b>	<b>13</b>	<b>35</b>	<b>0</b>	<b>5</b>	<b>0</b>	<b>0</b>	<b>52/53</b>	<b>17/27</b>	<b>0</b>	<b>421</b>
<b>OPPONENTS</b>	<b>52</b>	<b>20</b>	<b>24</b>	<b>3</b>	<b>3</b>	<b>1</b>	<b>1</b>	<b>48/52</b>	<b>14/27</b>	<b>0</b>	<b>402</b>

Rookie Names in *Italic*

<b>RUSHING</b>	<b>Att</b>	<b>Yds</b>	<b>Avg</b>	<b>Lg</b>	<b>TD</b>
Willard, Ken	189	778	4.1	32	5
Crow, John David	132	514	3.9	30	2
Lewis, Gary	52	256	4.9	60t	3
Kopay, Dave	28	81	2.9	10	2
Mira, George	5	64	12.8	25	0
Brodie, John	15	60	4.0	13	1
Davis, Tommy	1	21	21.0	21	0
Johnson, Rudy	6	9	1.5	4	0
<b>49ERS</b>	<b>428</b>	<b>1,783</b>	<b>4.2</b>	<b>60t</b>	<b>13</b>
<b>OPPONENTS</b>	<b>405</b>	<b>1,535</b>	<b>3.8</b>	<b>50t</b>	<b>20</b>

<b>RECEIVING</b>	<b>No</b>	<b>Yds</b>	<b>Avg</b>	<b>LG</b>	<b>TD</b>
Parks, Dave	80	1,344	16.8	53t	12
Casey, Bernie	59	765	13.0	59t	8
Stickles, Monty	35	343	9.8	22	1
Willard, Ken	32	253	7.9	29t	4
Crow, John David	28	493	17.6	54	7
Kopay, Dave	11	147	13.4	44	1
Lewis, Gary	10	25	2.5	12	0
McFarland, Kay	8	106	13.3	35t	1
Johnson, Rudy	3	49	16.3	28	0
Messer, Dale	2	41	20.5	37	0
Burke, Vern	2	38	19.0	27t	1
Poole, Bob	2	29	14.5	15	0
<b>49ERS</b>	<b>272</b>	<b>3,633</b>	<b>13.4</b>	<b>59t</b>	<b>35</b>
<b>OPPONENTS</b>	<b>225</b>	<b>3,290</b>	<b>14.6</b>	<b>80t</b>	<b>24</b>

<b>INTERCEPTIONS</b>	<b>No</b>	<b>Yds</b>	<b>Avg</b>	<b>LG</b>	<b>TD</b>
Johnson, Jimmy	6	47	7.8	26	0
Alexander, Kermit	3	23	7.7	15	0
Kimbrough, Elbert	2	5	2.5	5	0
Wilcox, Dave	1	16	16.0	16	0
Hazeltine, Matt	1	6	6.0	6	0
<b>49ERS</b>	<b>13</b>	<b>97</b>	<b>7.5</b>	<b>26</b>	<b>0</b>
<b>OPPONENTS</b>	<b>21</b>	<b>232</b>	<b>11.1</b>	<b>33</b>	<b>3</b>

<b>KICKOFF RETURNS</b>	<b>No</b>	<b>Yds</b>	<b>Avg</b>	<b>LG</b>	<b>TD</b>
Alexander, Kermit	32	741	23.2	46	0
Lewis, Gary	15	355	23.7	39	0
Johnson, Rudy	4	71	17.8	27	0
Swinford, Wayne	4	61	15.3	22	0
Messer, Dale	1	27	27.0	27	0
Kopay, Dave	1	21	21.0	21	0
Cerne, Joe	1	0	0.0	0	0
Rubke, Karl	1	0	0.0	0	0
<b>49ERS</b>	<b>59</b>	<b>1,276</b>	<b>21.6</b>	<b>46</b>	<b>0</b>
<b>OPPONENTS</b>	<b>59</b>	<b>1,566</b>	<b>26.5</b>	<b>99t</b>	<b>1</b>

<b>PUNT RETURNS</b>	<b>No</b>	<b>FC</b>	<b>Yds</b>	<b>Avg</b>	<b>LG</b>	<b>TD</b>
Alexander, Kermit	35	7	262	7.5	40	0
Swinford, Wayne	2	11	18	9.0	18	0
Lewis, Gary	1	0	3	3.0	3	0
<b>49ERS</b>	<b>38</b>	<b>18</b>	<b>283</b>	<b>7.5</b>	<b>40</b>	<b>0</b>
<b>OPPONENTS</b>	<b>33</b>	<b>7</b>	<b>408</b>	<b>12.4</b>	<b>85t</b>	<b>1</b>

<b>PUNTING</b>	<b>No</b>	<b>Yds</b>	<b>Avg</b>	<b>LG</b>	<b>Blk</b>
Davis, Tommy	54	2,471	45.8	65	0
<b>49ERS</b>	<b>54</b>	<b>2,471</b>	<b>45.8</b>	<b>65</b>	<b>0</b>
<b>OPPONENTS</b>	<b>62</b>	<b>2,599</b>	<b>41.9</b>	<b>90</b>	<b>0</b>

<b>PASSING</b>	<b>Att</b>	<b>Comp</b>	<b>Pct</b>	<b>Yds</b>	<b>LG</b>	<b>TD</b>	<b>Int</b>	<b>QB</b>
Brodie, John	391	242	61.9	3,112	59t	30	16	95.3
Mira, George	58	28	48.3	460	46	4	3	76.8
Crow, John David	4	2	50.0	61	45t	1	1	95.8
Willard, Ken	1	0	0.0	0	0	0	1	0.0
<b>49ERS</b>	<b>454</b>	<b>272</b>	<b>59.9</b>	<b>3,633</b>	<b>59t</b>	<b>35</b>	<b>21</b>	<b>91.8</b>
<b>OPPONENTS</b>	<b>447</b>	<b>225</b>	<b>50.3</b>	<b>3,290</b>	<b>80t</b>	<b>24</b>	<b>13</b>	<b>80.5</b>

# SAN FRANCISCO 49ERS

## 1966 (6-6-2)

**Jack Christiansen, Coach**

T	20	Minnesota (29,312), S-11	20
L	14	at Baltimore (56,715), S-25	36
L	3	at Los Angeles Rams (45,642), S-30	34
W	21	Green Bay (39,290), O-9	20
W	44	at Atlanta (54,788), O-16	7
W	27	Detroit (36,745), O-23	24
L	3	at Minnesota (45,007), O-30	28
W	21	Los Angeles Rams (35,372), N-6	13
T	30	at Chicago (47,079), N-13	30
L	34	Philadelphia (31,993), N-20	35
W	41	at Detroit (53,189), N-24	14
L	7	at G.B. in Milwaukee (48,725), D-4	20
W	41	Chicago (37,170), D-11	14
L	14	Baltimore (40,005), D-18	30
<b>320</b>			<b>325</b>

### TEAM STATISTICS

	<b>49ers</b>	<b>Opp</b>
TOTAL FIRST DOWNS	282	238
By Rushing	101	88
By Passing	153	126
By Penalties	28	24
TOTAL YARDS GAINED	4,391	4,179
By Rushing	1,377	1,629
By Passing	3,014	2,550
TOTAL PLAYS FROM SCRIMMAGE	952	868
Rushes	422	414
Average Gain Per Rush	4.2	3.9
FORWARD PASSES ATTEMPTED	500	414
Number Completed	261	206
Per Cent Completed	52.2	49.8
Sacks/Yards Lost	38/352	40/345
Passes Had Intercepted	26	18
Yards Gained Per Pass	6.5	7.0
Yards Gained Per Completion	12.4	14.1
PUNTS	70	76
Total Yardage of Punts	2,854	3,130
Average Length	40.6	41.2
KICKOFF RETURNS	56	59
Total Yards Returned	1,326	1,343
Average Length of Return	23.7	22.8
PENALTIES	86	91
Yards Penalized	819	938
FUMBLES	26	24
Own Fumbles Recovered	14	13
Opponents' Fumbles Recovered	11	12
FIELD GOALS	16	16
Field Goals Attempted	31	31
TOTAL POINTS SCORED	320	325
Touchdowns Scored	39	40
Touchdowns Rushing	12	15
Touchdowns Passing	21	22
Touchdowns Returns	6	3
Extra Points	38	37
Field Goals	16	16
Safeties	0	0

### SCORING

	<b>TDs</b>	<b>Ru</b>	<b>Pa</b>	<b>Int</b>	<b>Fu</b>	<b>KO</b>	<b>Pu</b>	<b>PAT</b>	<b>FG</b>	<b>S</b>	<b>Pts</b>
Davis, Tommy	0	0	0	0	0	0	0	38/39	16/31	0	86
Willard, Ken	7	5	2	0	0	0	0	0/0	0/0	0	42
Parks, Dave	5	0	5	0	0	0	0	0/0	0/0	0	30
Crow, John David	4	1	3	0	0	0	0	0/0	0/0	0	24
Brodie, John	3	3	0	0	0	0	0	0/0	0/0	0	18
Kramer, Kent	3	0	3	0	0	0	0	0/0	0/0	0	18
Lewis, Gary	3	2	1	0	0	0	0	0/0	0/0	0	18
Alexander, Kermit	2	0	0	0	1	0	1	0/0	0/0	0	12
Kopay, Dave	2	1	1	0	0	0	0	0/0	0/0	0	12
Stickles, Monty	2	0	2	0	0	0	0	0/0	0/0	0	12
Casey, Bernie	1	0	1	0	0	0	0	0/0	0/0	0	6
Dowdle, Mike	1	0	0	1	0	0	0	0/0	0/0	0	6
Hazeltine, Matt	1	0	0	0	1	0	0	0/0	0/0	0	6
Jackson, Jim	1	0	1	0	0	0	0	0/0	0/0	0	6
Johnson, Jimmy	1	0	0	1	0	0	0	0/0	0/0	0	6
McFarland, Kay	1	0	1	0	0	0	0	0/0	0/0	0	6

*Rookie Names in Italic*

(continued)

### SCORING

	<b>TDs</b>	<b>Ru</b>	<b>Pa</b>	<b>Int</b>	<b>Fu</b>	<b>KO</b>	<b>Pu</b>	<b>PAT</b>	<b>FG</b>	<b>S</b>	<b>Pts</b>
Randolph, Alvin	1	0	0	1	0	0	0	0/0	0/0	0	6
Witcher, Dick	1	0	1	0	0	0	0	0/0	0/0	0	6
<b>49ERS</b>	<b>39</b>	<b>12</b>	<b>21</b>	<b>3</b>	<b>2</b>	<b>0</b>	<b>1</b>	<b>38/39</b>	<b>16/31</b>	<b>0</b>	<b>320</b>
<b>OPPONENTS</b>	<b>40</b>	<b>15</b>	<b>22</b>	<b>1</b>	<b>0</b>	<b>1</b>	<b>1</b>	<b>37/40</b>	<b>16/31</b>	<b>0</b>	<b>325</b>

### RUSHING

	<b>Att</b>	<b>Yds</b>	<b>Avg</b>	<b>Lg</b>	<b>TD</b>
Willard, Ken	191	763	4.0	49	5
Crow, John David	121	477	3.9	31	1
Kopay, Dave	47	204	4.3	32	1
Lewis, Gary	36	130	3.6	15	2
Mira, George	10	103	10.3	38	0
Davis, Tommy	3	43	14.3	22	0
Casey, Bernie	1	23	23.0	23	0
Kilmer, Billy	3	23	7.7	13	0
Brodie, John	5	18	3.6	7	3
Jackson, Jim	4	7	1.8	4	0
Parks, Dave	1	-1	-1.0	-1	0
<b>49ERS</b>	<b>422</b>	<b>1,790</b>	<b>4.2</b>	<b>49</b>	<b>12</b>
<b>OPPONENTS</b>	<b>413</b>	<b>1,629</b>	<b>3.9</b>	<b>45</b>	<b>15</b>

### RECEIVING

	<b>No</b>	<b>Yds</b>	<b>Avg</b>	<b>LG</b>	<b>TD</b>
Parks, Dave	66	974	14.8	65t	5
Casey, Bernie	50	669	13.4	32	1
Willard, Ken	42	351	8.4	62	2
Crow, John David	30	341	11.4	54	3
Stickles, Monty	27	315	11.7	38	2
McFarland, Kay	13	219	16.9	43	1
Witcher, Dick	10	115	11.5	24	1
Kopay, Dave	10	67	6.7	29t	1
Lewis, Gary	7	44	6.3	18t	1
Kramer, Kent	5	81	16.2	24	3
Jackson, Jim	1	63	63.0	63t	1
<b>49ERS</b>	<b>261</b>	<b>3,239</b>	<b>12.4</b>	<b>65t</b>	<b>21</b>
<b>OPPONENTS</b>	<b>206</b>	<b>2,895</b>	<b>14.1</b>	<b>83t</b>	<b>18</b>

### INTERCEPTIONS

	<b>No</b>	<b>Yds</b>	<b>Avg</b>	<b>LG</b>	<b>TD</b>
Alexander, Kermit	4	73	18.3	55	0
Johnson, Jimmy	4	57	14.3	35t	1
Randolph, Alvin	3	138	46.0	94t	1
Kimbrough, Elbert	3	60	20.0	44	0
Donnelly, George	2	16	8.0	16	0
Dowdle, Mike	1	27	27.0	27t	1
Hazeltine, Matt	1	8	8.0	8	0
<b>49ERS</b>	<b>18</b>	<b>379</b>	<b>21.1</b>	<b>94t</b>	<b>3</b>
<b>OPPONENTS</b>	<b>26</b>	<b>334</b>	<b>12.9</b>	<b>50</b>	<b>1</b>

### KICKOFF RETURNS

	<b>No</b>	<b>Yds</b>	<b>Avg</b>	<b>LG</b>	<b>TD</b>
Alexander, Kermit	37	984	26.6	56	0
Jackson, Jim	8	162	20.3	28	0
Swinford, Wayne	4	73	18.3	21	0
Lewis, Gary	3	65	21.7	32	0
Kopay, Dave	2	20	10.0	11	0
Phillips, Mel	1	20	20.0	20	0
Hindman, Stan	1	2	2.0	2	0
<b>49ERS</b>	<b>56</b>	<b>1,326</b>	<b>23.7</b>	<b>56</b>	<b>0</b>
<b>OPPONENTS</b>	<b>59</b>	<b>1,343</b>	<b>22.8</b>	<b>81</b>	<b>1</b>

### PUNT RETURNS

	<b>No</b>	<b>FC</b>	<b>Yds</b>	<b>Avg</b>	<b>LG</b>	<b>TD</b>
Alexander, Kermit	30	3	198	6.6	44t	1
Swinford, Wayne	8	6	12	1.5	7	0
Kopay, Dave	4	7	28	7.0	10	0
Jackson, Jim	2	0	0	0.0	0	0
Donnelly, George	1	0	0	0.0	0	0
<b>49ERS</b>	<b>45</b>	<b>16</b>	<b>238</b>	<b>5.3</b>	<b>44t</b>	<b>1</b>
<b>OPPONENTS</b>	<b>33</b>	<b>13</b>	<b>368</b>	<b>11.2</b>	<b>79t</b>	<b>1</b>

### PUNTING

	<b>No</b>	<b>Yds</b>	<b>Avg</b>	<b>LG</b>	<b>Bk</b>
Davis, Tommy	63	2,609	41.4	60	0
Kilmer, Billy	7	245	35.0	45	0
<b>49ERS</b>	<b>70</b>	<b>2,854</b>	<b>40.8</b>	<b>60</b>	<b>0</b>
<b>OPPONENTS</b>	<b>76</b>	<b>3,130</b>	<b>41.2</b>	<b>66</b>	<b>0</b>

### PASSING

	<b>Att</b>	<b>Comp</b>	<b>Pct</b>	<b>Yds</b>	<b>LG</b>	<b>TD</b>	<b>QB</b>
Brodie, John	427	232	54.3	2,810	65t	16	22
Mira, George	53	22	41.5	284	29	5	74.7
Kilmer, Billy	16	5	31.3	84	26	0	24.0
Crow, John David	4	2	50.0	61	46	0	56.3
<b>49ERS</b>	<b>500</b>	<b>261</b>	<b>52.2</b>	<b>3,239</b>	<b>65t</b>	<b>21</b>	<b>64.9</b>
<b>OPPONENTS</b>	<b>414</b>	<b>206</b>	<b>49.8</b>	<b>2,895</b>	<b>83t</b>	<b>18</b>	<b>69.0</b>

# SAN FRANCISCO 49ERS

## 1967 (7-7)

**Jack Christiansen, Coach**

W	27	at Minnesota (39,638), S-17	21
W	38	Atlanta (30,207), S-24	7
L	7	at Baltimore (60,238), O-1	41
W	27	at Los Angeles Rams (60,424), O-8	24
W	28	at Philadelphia (60,825), O-15	27
W	27	New Orleans (34,285), O-22	13
L	3	Detroit (37,990), O-29	45
L	7	Los Angeles Rams (53,194), N-5	17
L	28	at Washington (50,326), N-12	31
L	0	at Green Bay (50,861), N-19	13
L	9	Baltimore (44,815), N-26	26
L	14	Chicago (25,613), D-3	28
W	34	at Atlanta (51,798), D-10	28
W	24	Dallas (27,182), D-16	16
<b>273</b>			<b>337</b>

### TEAM STATISTICS

	<b>49ers</b>	<b>Opp</b>
TOTAL FIRST DOWNS	242	237
By Rushing	101	92
By Passing	121	128
By Penalties	20	17
TOTAL YARDS GAINED	4,418	4,044
By Rushing	1,764	1,698
By Passing	2,654	2,346
TOTAL PLAYS FROM SCRIMMAGE	929	858
Rushes	434	407
Average Gain Per Rush	4.1	4.1
FORWARD PASSES ATTEMPTED	469	403
Number Completed	228	212
Per Cent Completed	48.6	52.6
Sacks/Yards Lost	26/208	48/409
Passes Had Intercepted	26	16
Yards Gained Per Pass	6.1	5.8
Yards Gained Per Completion	12.6	13.0
PUNTS	73	70
Total Yardage of Punts	2,745	3,063
Average Length	37.6	43.8
KICKOFF RETURNS	56	54
Total Yards Returned	1,326	1,311
Average Length of Return	23.7	24.3
PENALTIES	89	64
Yards Penalized	931	596
FUMBLES	20	24
Own Fumbles Recovered	10	11
Opponents' Fumbles Recovered	13	10
FIELD GOALS	14	17
Field Goals Attempted	33	35
TOTAL POINTS SCORED	273	337
Touchdowns Scored	33	41
Touchdowns Rushing	16	17
Touchdowns Passing	16	19
Touchdowns Returns	1	5
Extra Points	33	40
Field Goals	14	17
Safeties	0	0

### SCORING

	<b>TDs</b>	<b>Ru</b>	<b>Pa</b>	<b>Int</b>	<b>Fu</b>	<b>KO</b>	<b>Pu</b>	<b>PAT</b>	<b>FG</b>	<b>S</b>	<b>Pts</b>
Davis, Tommy	0	0	0	0	0	0	0	33/33	14/33	0	75
Lewis, Gary	7	6	1	0	0	0	0	0/0	0/0	0	42
Willard, Ken	6	5	1	0	0	0	0	0/0	0/0	0	36
Crow, John David	5	2	3	0	0	0	0	0/0	0/0	0	30
Randle, Sonny	4	0	4	0	0	0	0	0/0	0/0	0	24
Windsor, Bob	3	0	2	0	1	0	0	0/0	0/0	0	18
Witcher, Dick	3	0	3	0	0	0	0	0/0	0/0	0	18
Cunningham, Doug	2	2	0	0	0	0	0	0/0	0/0	0	12
Parks, Dave	2	0	2	0	0	0	0	0/0	0/0	0	12
Brodie, John	1	1	0	0	0	0	0	0/0	0/0	0	6
<b>49ERS</b>	<b>33</b>	<b>16</b>	<b>16</b>	<b>0</b>	<b>1</b>	<b>0</b>	<b>0</b>	<b>33/33</b>	<b>14/33</b>	<b>0</b>	<b>273</b>
<b>OPPONENTS</b>	<b>41</b>	<b>17</b>	<b>19</b>	<b>3</b>	<b>0</b>	<b>1</b>	<b>1</b>	<b>40/41</b>	<b>17/35</b>	<b>0</b>	<b>337</b>

<b>RUSHING</b>	<b>Att</b>	<b>Yds</b>	<b>Avg</b>	<b>Lg</b>	<b>TD</b>
Willard, Ken	169	510	3.0	20	5
Crow, John David	113	479	4.2	39	2
Lewis, Gary	67	342	5.1	52	6
Cunningham, Doug	43	212	4.9	64t	2
Brodie, John	20	147	7.4	15	1
Mira, George	7	23	3.3	9	0
Kopay, Dave	6	21	3.5	10	0
Spurrier, Steve	5	18	3.6	9	0
Windsor, Bob	1	7	7.0	7	0
Tucker, Bill	3	5	1.7	3	0
<b>49ERS</b>	<b>434</b>	<b>1,764</b>	<b>4.1</b>	<b>64t</b>	<b>16</b>
<b>OPPONENTS</b>	<b>407</b>	<b>1,698</b>	<b>4.1</b>	<b>73</b>	<b>17</b>

<b>RECEIVING</b>	<b>No</b>	<b>Yds</b>	<b>Avg</b>	<b>LG</b>	<b>TD</b>
Witcher, Dick	46	705	15.3	63t	3
Randle, Sonny	33	502	15.2	58	4
Crow, John David	31	373	12.0	59t	3
Parks, Dave	26	313	12.0	43	2
Willard, Ken	23	242	10.5	25	1
Windsor, Bob	21	254	12.1	55t	2
Lewis, Gary	21	218	10.4	32t	1
Cunningham, Doug	13	121	9.3	29	0
Stickles, Monty	7	86	12.3	19	0
Tucker, Bill	2	22	11.0	12	0
Myers, Chip	2	13	6.5	8	0
Kopay, Dave	2	11	5.5	11	0
Olerich, Dave	1	2	2.0	2	0
<b>49ERS</b>	<b>228</b>	<b>2,862</b>	<b>12.6</b>	<b>63t</b>	<b>16</b>
<b>OPPONENTS</b>	<b>212</b>	<b>2,755</b>	<b>13.0</b>	<b>82t</b>	<b>19</b>

<b>INTERCEPTIONS</b>	<b>No</b>	<b>Yds</b>	<b>Avg</b>	<b>LG</b>	<b>TD</b>
Alexander, Kermit	5	72	14.4	48	0
Gonsoulin, Austin	3	9	3.0	5	0
Johnson, Jimmy	2	68	34.0	38	0
Wilcox, Dave	2	17	8.5	17	0
Jackson, Jim	1	22	22.0	22	0
Nunley, Frank	1	7	7.0	7	0
Miller, Clark	1	3	3.0	3	0
Phillips, Mel	1	0	0.0	0	0
<b>49ERS</b>	<b>16</b>	<b>198</b>	<b>12.4</b>	<b>48</b>	<b>0</b>
<b>OPPONENTS</b>	<b>26</b>	<b>292</b>	<b>11.2</b>	<b>37</b>	<b>3</b>

<b>KICKOFF RETURNS</b>	<b>No</b>	<b>Yds</b>	<b>Avg</b>	<b>LG</b>	<b>TD</b>
Cunningham, Doug	31	826	26.7	94	0
Tucker, Bill	9	199	22.1	26	0
Lewis, Gary	9	190	21.1	33	0
Swinford, Wayne	2	51	25.5	32	0
Nunley, Frank	2	0	0.0	0	0
Kopay, Dave	1	21	21.0	21	0
Windsor, Bob	1	21	21.0	21	0
Alexander, Kermit	1	18	18.0	18	0
<b>49ERS</b>	<b>56</b>	<b>1,326</b>	<b>23.7</b>	<b>94</b>	<b>0</b>
<b>OPPONENTS</b>	<b>54</b>	<b>1311</b>	<b>24.3</b>	<b>97t</b>	<b>1</b>

<b>PUNT RETURNS</b>	<b>No</b>	<b>FC</b>	<b>Yds</b>	<b>Avg</b>	<b>LG</b>	<b>TD</b>
Cunningham, Doug	27	7	249	9.2	57	0
Alexander, Kermit	6	1	64	10.7	31	0
Tucker, Bill	1	0	1	1.0	1	0
Gonsoulin, Austin	1	0	0	0.0	0	0
Lewis, Gary	0	1	0	0.0	0	0
<b>49ERS</b>	<b>35</b>	<b>9</b>	<b>314</b>	<b>9.0</b>	<b>57</b>	<b>0</b>
<b>OPPONENTS</b>	<b>29</b>	<b>18</b>	<b>175</b>	<b>6.0</b>	<b>58t</b>	<b>1</b>

<b>PUNTING</b>	<b>No</b>	<b>Yds</b>	<b>Avg</b>	<b>LG</b>	<b>Blk</b>
Spurrier, Steve	73	2,745	37.6	61	1
<b>49ERS</b>	<b>73</b>	<b>2,745</b>	<b>37.6</b>	<b>61</b>	<b>1</b>
<b>OPPONENTS</b>	<b>70</b>	<b>3,063</b>	<b>43.8</b>	<b>60</b>	<b>0</b>

<b>PASSING</b>	<b>Att</b>	<b>Comp</b>	<b>Pct</b>	<b>Yds</b>	<b>LG</b>	<b>TD</b>	<b>Int</b>	<b>QB</b>
Brodie, John	349	168	48.1	2,013	63t	11	16	57.6
Mira, George	65	35	53.8	592	58	5	3	91.3
Spurrier, Steve	50	23	46.0	211	21	0	7	18.4
Crow, John David	5	2	40.0	46	25	0	0	73.8
<b>49ERS</b>	<b>469</b>	<b>228</b>	<b>48.6</b>	<b>2,862</b>	<b>63t</b>	<b>16</b>	<b>26</b>	<b>56.3</b>
<b>OPPONENTS</b>	<b>403</b>	<b>212</b>	<b>52.6</b>	<b>2,755</b>	<b>82t</b>	<b>19</b>	<b>16</b>	<b>73.6</b>

Rookie Names in *Italic*

# SAN FRANCISCO 49ERS

**1968 (7-6-1)**

**Dick Nolan, Coach**

L	10	at Baltimore (56,864)/S-15	27
W	35	St. Louis (27,557), S-22	17
W	28	Atlanta (27,477), S-29	13
L	10	at Los Angeles Rams (69,520), O-6	24
L	14	Baltimore (32,822), O-13	42
W	26	at New York Giants (62,958), O-20	10
W	14	at Detroit (53,555), O-27	7
L	21	Cleveland (31,359), N-3	33
L	19	at Chicago (46,978), N-10	27
T	20	Los Angeles Rams (41,815), N-17	20
W	45	at Pittsburgh (21,408), N-24	28
W	27	Green Bay (47,218), D-1	20
L	20	Minnesota (29,049), D-8	30
W	14	at Atlanta (44,977), D-15	12
<b>303</b>			<b>310</b>

## TEAM STATISTICS

	<b>49ers</b>	<b>Opp</b>
TOTAL FIRST DOWNS	260	250
By Rushing	98	111
By Passing	141	124
By Penalties	21	15
TOTAL YARDS GAINED	4,709	4,020
By Rushing	1,784	1,706
By Passing	2,925	2,244
TOTAL PLAYS FROM SCRIMMAGE	887	896
Rushes	443	445
Average Gain Per Rush	4.0	4.0
FORWARD PASSES ATTEMPTED	417	416
Number Completed	239	291
Per Cent Completed	57.3	48.4
Sacks/Yards Lost	27/182	35/304
Passes Had Intercepted	23	20
Yards Gained Per Pass	6.5	4.9
Yards Gained Per Completion	13.0	12.7
PUNTS	68	68
Total Yardage of Punts	2,651	2,856
Average Length	39.0	42.0
KICKOFF RETURNS	60	54
Total Yards Returned	1,064	1,163
Average Length of Return	17.7	20.8
PENALTIES	90	71
Yards Penalized	794	656
FUMBLES	26	22
Own Fumbles Recovered	12	11
Opponents' Fumbles Recovered	11	14
FIELD GOALS	11	22
Field Goals Attempted	24	32
TOTAL POINTS SCORED	303	310
Touchdowns Scored	39	35
Touchdowns Rushing	11	12
Touchdowns Passing	24	19
Touchdowns Returns	4	4
Extra Points	36	34
Field Goals	11	22
Safeties	0	0

SCORING	<b>TDs</b>	<b>Ru</b>	<b>Pa</b>	<b>Int</b>	<b>Fu</b>	<b>KO</b>	<b>Pu</b>	<b>PAT</b>	<b>FG</b>	<b>S</b>	<b>Pts</b>
Davis, Tommy	0	0	0	0	0	0	0	26/26	9/16	0	53
McNeil, Clifton	7	0	7	0	0	0	0	0/0	0/0	0	42
Tucker, Bill	7	3	4	0	0	0	0	0/0	0/0	0	42
Willard, Ken	7	7	0	0	0	0	0	0/0	0/0	0	42
Crow, John David	5	0	5	0	0	0	0	0/0	0/0	0	30
Lewis, Gary	4	1	3	0	0	0	0	0/0	0/0	0	24
Patera, Dennis	0	0	0	0	0	0	0	8/11	2/8	0	14
Windsor, Bob	2	0	2	0	0	0	0	0/0	0/0	0	12
Witcher, Dick	2	0	1	0	1	0	0	0/0	0/0	0	12
Alexander, Kermit	1	0	0	1	0	0	0	0/0	0/0	0	6
Belk, Bill	1	0	0	1	0	0	0	0/0	0/0	0	6
Hindman, Stan	1	0	0	1	0	0	0	0/0	0/0	0	6
McFarland, Kay	1	0	1	0	0	0	0	0/0	0/0	0	6
Randle, Sonny	1	0	1	0	0	0	0	0/0	0/0	0	6
<b>49ERS</b>	<b>39</b>	<b>11</b>	<b>24</b>	<b>3</b>	<b>1</b>	<b>0</b>	<b>0</b>	<b>36/39</b>	<b>11/24</b>	<b>0</b>	<b>303</b>
<b>OPPONENTS*</b>	<b>35</b>	<b>12</b>	<b>19</b>	<b>1</b>	<b>1</b>	<b>1</b>	<b>0</b>	<b>34/35</b>	<b>22/32</b>	<b>0</b>	<b>310</b>

\* had one ret. of blkd FGA

Rookie Names in *Italic*

RUSHING	<b>Att</b>	<b>Yds</b>	<b>Avg</b>	<b>LG</b>	<b>TD</b>
Willard, Ken	227	967	4.3	69t	7
Lewis, Gary	141	573	4.1	22	1
Tucker, Bill	30	135	4.5	18	3
Brodie, John	18	71	3.9	15	0
Daniels, Clem	12	37	3.1	11	0
Cunningham, Doug	6	7	1.2	5	0
Mira, George	1	5	5.0	5	0
Crow, John David	4	4	1.0	3	0
Lee, Dwight	2	1	0.5	1	0
McNeil, Clifton	1	-1	-1.0	-1	0
Spurrier, Steve	1	-15	-15.0	-15	0
<b>49ERS</b>	<b>443</b>	<b>1,784</b>	<b>4.0</b>	<b>69t</b>	<b>11</b>
<b>OPPONENTS</b>	<b>447</b>	<b>1,766</b>	<b>4.0</b>	<b>32</b>	<b>15</b>

RECEIVING	<b>No</b>	<b>Yds</b>	<b>Avg</b>	<b>LG</b>	<b>TD</b>
McNeil, Clifton	71	994	14.0	65t	7
Witcher, Dick	39	531	13.6	59t	1
Willard, Ken	36	232	6.4	20	0
Crow, John David	31	531	17.1	54t	5
Lewis, Gary	27	244	9.0	33	3
Tucker, Bill	15	197	13.1	59t	4
Windsor, Bob	8	146	18.3	62	2
McFarland, Kay	5	140	28.0	65	1
Randle, Sonny	3	44	14.7	29t	1
Cunningham, Doug	2	25	12.5	16	0
Daniels, Clem	2	23	11.5	16	0
<b>49ERS</b>	<b>239</b>	<b>3,107</b>	<b>13.0</b>	<b>65t</b>	<b>24</b>
<b>OPPONENTS</b>	<b>201</b>	<b>2,547</b>	<b>12.7</b>	<b>60</b>	<b>19</b>

INTERCEPTIONS	<b>No</b>	<b>Yds</b>	<b>Avg</b>	<b>LG</b>	<b>TD</b>
Alexander, Kermit	9	155	17.2	66t	1
Randolph, Alvin	4	60	15.0	40	0
Beard, Ed	2	93	46.5	69	0
Fuller, Johnny	2	3	1.5	3	0
Hindman, Stan	1	25	25.0	25t	1
Johnson, Jimmy	1	25	25.0	25	0
Belk, Bill	1	6	6.0	6t	1
<b>49ERS</b>	<b>20</b>	<b>367</b>	<b>18.4</b>	<b>69</b>	<b>3</b>
<b>OPPONENTS</b>	<b>23</b>	<b>390</b>	<b>17.0</b>	<b>90</b>	<b>1</b>

KICKOFF RETURNS	<b>No</b>	<b>Yds</b>	<b>Avg</b>	<b>LG</b>	<b>TD</b>
Alexander, Kermit	20	300	15.0	35	0
Cunningham, Doug	14	286	20.4	38	0
Daniels, Clem	10	266	26.6	29	0
Tucker, Bill	5	103	20.6	30	0
Lee, Dwight	2	43	21.5	22	0
Hays, Harold	2	21	10.5	13	0
Nunley, Frank	2	0	0.0	0	0
Fuller, Johnny	1	23	23.0	23	0
Banaszek, Cas	1	15	15.0	15	0
Olerich, Dave	1	4	4.0	4	0
Hart, Tommy	1	3	3.0	3	0
Peoples, Woody	1	0	0.0	0	0
<b>49ERS</b>	<b>60</b>	<b>1,064</b>	<b>17.7</b>	<b>38</b>	<b>0</b>
<b>OPPONENTS</b>	<b>56</b>	<b>1,163</b>	<b>20.8</b>	<b>96t</b>	<b>1</b>

PUNT RETURNS	<b>No</b>	<b>FC</b>	<b>Yds</b>	<b>Avg</b>	<b>LG</b>	<b>TD</b>
Alexander, Kermit	24	13	87	3.6	26	0
Fuller, Johnny	12	8	33	2.8	9	0
<b>49ERS</b>	<b>36</b>	<b>21</b>	<b>120</b>	<b>3.3</b>	<b>26</b>	<b>0</b>
<b>OPPONENTS</b>	<b>31</b>	<b>23</b>	<b>238</b>	<b>7.7</b>	<b>27</b>	<b>0</b>

PUNTING	<b>No</b>	<b>Yds</b>	<b>Avg</b>	<b>LG</b>	<b>Blk</b>
Spurrier, Steve	68	2,651	39.0	54	0
<b>49ERS</b>	<b>68</b>	<b>2,651</b>	<b>39.0</b>	<b>54</b>	<b>0</b>
<b>OPPONENTS</b>	<b>68</b>	<b>2,856</b>	<b>42.0</b>	<b>55</b>	<b>0</b>

PASSING	<b>Att</b>	<b>Comp</b>	<b>Pct</b>	<b>Yds</b>	<b>LG</b>	<b>TD</b>	<b>Int</b>	<b>QB</b>
Brodie, John	404	234	57.9	3,020	65t	22	21	78.0
Mira, George	11	4	36.4	44	43t	1	1	36.2
McNeil, Clifton	2	1	50.0	43	43t	1	1	95.8
<b>49ERS</b>	<b>417</b>	<b>239</b>	<b>57.3</b>	<b>3,107</b>	<b>65t</b>	<b>24</b>	<b>23</b>	<b>77.1</b>
<b>OPPONENTS</b>	<b>415</b>	<b>201</b>	<b>48.4</b>	<b>2,547</b>	<b>60</b>	<b>19</b>	<b>20</b>	<b>63.2</b>



# SAN FRANCISCO 49ERS

## 1969 (4-8-2)

*Dick Nolan, Coach*

L	12	at Atlanta (45,940), S-21	24
L	7	at G.B. in Milwaukee (48,184), S-28	14
T	17	Washington (35,184), O-5	17
L	21	Los Angeles Rams (45,995), O-12	27
L	7	Atlanta (28,684), O-19	21
W	24	at Baltimore (60,238), O-26	21
L	14	Detroit (35,100), N-2	26
L	30	at Los Angeles Rams (73,975), N-9	41
W	20	Baltimore (38,472), N-16	17
L	38	at New Orleans (71,448), N-23	43
T	24	at Dallas (62,348), N-27	24
W	42	Chicago (32,826), D-6	21
L	7	at Minnesota (43,028), D-14	10
W	14	Philadelphia (25,391), D-21	13
<b>277</b>			<b>319</b>

### TEAM STATISTICS

	49ers	Opp
TOTAL FIRST DOWNS	235	242
By Rushing	84	91
By Passing	153	128
By Penalties	16	23
TOTAL YARDS GAINED	4,694	4,175
By Rushing	1,536	1,704
By Passing	3,158	2,471
TOTAL PLAYS FROM SCRIMMAGE	914	854
Rushes	391	422
Average Gain Per Rush	3.9	4.0
FORWARD PASSES ATTEMPTED	496	402
Number Completed	278	205
Per Cent Completed	56.0	51.0
Sacks/Yards Lost	27/221	30/255
Passes Had Intercepted	26	20
Yards Gained Per Pass	6.4	5.5
Yards Gained Per Completion	11.4	12.1
PUNTS	71	65
Total Yardage of Punts	2,874	2,629
Average Length	40.5	40.4
KICKOFF RETURNS	47	43
Total Yards Returned	901	1,186
Average Length of Return	19.3	27.6
PENALTIES	85	70
Yards Penalized	845	671
FUMBLES	25	26
Own Fumbles Recovered	13	14
Opponents' Fumbles Recovered	12	12
FIELD GOALS	6	15
Field Goals Attempted	21	36
TOTAL POINTS SCORED	277	319
Touchdowns Scored	37	39
Touchdowns Rushing	13	14
Touchdowns Passing	22	22
Touchdowns Returns	2	3
Extra Points	35	38
Field Goals	6	15
Safeties	0	0

### SCORING

	TDs	Ru	Pa	Int	Fu	KO	Pu	PAT	FG	S	Pts
Willard, Ken	10	7	3	0	0	0	0	0/0	0/0	0	60
Thomas, Jimmy	6	1	5	0	0	0	0	0/0	0/0	0	36
Gavric, Momcilo	0	0	0	0	0	0	0	22/24	3/11	0	31
Tucker, Bill	4	2	2	0	0	0	0	0/0	0/0	0	24
Davis, Tommy	0	0	0	0	0	0	0	13/13	3/10	0	22
Cunningham, Doug	3	3	0	0	0	0	0	0/0	0/0	0	18
McNeil, Clifton	3	0	3	0	0	0	0	0/0	0/0	0	18
Washington, Gene	3	0	3	0	0	0	0	0/0	0/0	0	18
Witcher, Dick	3	0	3	0	0	0	0	0/0	0/0	0	18
Windsor, Bob	2	0	2	0	0	0	0	0/0	0/0	0	12
Kwalick, Ted	1	0	1	0	0	0	0	0/0	0/0	0	6
Lakes, Roland	1	0	0	0	1	0	0	0/0	0/0	0	6
Woitt, Johnny	1	0	0	1	0	0	0	0/0	0/0	0	6
Team	0	0	0	0	0	0	0	0/0	0/0	1	2
<b>49ERS</b>	<b>37</b>	<b>13</b>	<b>22</b>	<b>1</b>	<b>1</b>	<b>0</b>	<b>0</b>	<b>35/37</b>	<b>6/21</b>	<b>1</b>	<b>277</b>
<b>OPPONENTS</b>	<b>39</b>	<b>14</b>	<b>22</b>	<b>1</b>	<b>1</b>	<b>1</b>	<b>0</b>	<b>38/39</b>	<b>15/36</b>	<b>1</b>	<b>319</b>

RUSHING	Att	Yds	Avg	LG	TD
Willard, Ken	171	557	3.3	18	7
Cunningham, Doug	147	541	3.7	33	3
Thomas, Jimmy	23	190	8.3	75t	1
Tucker, Bill	20	72	3.6	24t	2
Brodie, John	11	62	5.6	15	0
Spurrier, Steve	5	49	9.8	29	0
Windsor, Bob	5	39	7.8	13	0
Davis, Tommy	2	21	10.5	16	0
Lewis, Gary	4	5	1.3	4	0
Moore, Gene	2	4	2.0	2	0
Washington, Gene	1	-4	-4.0	-4	0
<b>49ERS</b>	<b>391</b>	<b>1,536</b>	<b>3.9</b>	<b>75t</b>	<b>13</b>
<b>OPPONENTS</b>	<b>422</b>	<b>1,704</b>	<b>4.0</b>	<b>41</b>	<b>14</b>

RECEIVING	No	Yds	Avg	LG	TD
Washington, Gene	51	711	13.9	52	3
Cunningham, Doug	51	484	9.5	58	0
Windsor, Bob	49	597	12.2	32	2
Willard, Ken	36	326	9.1	36	3
Witcher, Dick	33	435	13.2	49	3
Thomas, Jimmy	18	364	20.2	75t	5
McNeil, Clifton	17	255	15.0	80t	3
Tucker, Bill	14	104	7.4	18t	2
Johnson, Leo	4	42	10.5	14	0
Kwalick, Ted	2	32	16.0	31	1
Moore, Gene	2	28	14.0	24	0
Edwards, Earl	1	1	1.0	1	0
<b>49ERS</b>	<b>278</b>	<b>3,379</b>	<b>12.2</b>	<b>80t</b>	<b>22</b>
<b>OPPONENTS</b>	<b>205</b>	<b>2,726</b>	<b>13.3</b>	<b>93</b>	<b>22</b>

INTERCEPTIONS	No	Yds	Avg	LG	TD
Alexander, Kermit	5	39	7.8	22	0
Johnson, Jimmy	5	18	3.6	18	0
Wilcox, Dave	2	17	8.5	17	0
Taylor, Roosevelt	2	15	7.5	15	0
Randolph, Alvin	2	10	5.0	5	0
Woitt, Johnny	1	57	57.0	57t	1
Fuller, Johnny	1	31	31.0	31	0
Nunley, Frank	1	7	7.0	7	0
Krueger, Charlie	1	0	0.0	0	0
<b>49ERS</b>	<b>20</b>	<b>194</b>	<b>9.7</b>	<b>57t</b>	<b>1</b>
<b>OPPONENTS</b>	<b>26</b>	<b>304</b>	<b>11.7</b>	<b>38</b>	<b>1</b>

KICKOFF RETURNS	No	Yds	Avg	LG	TD
Smith, Noland	14	315	22.5	60	0
Cunningham, Doug	9	207	23.0	30	0
Fuller, Johnny	8	155	19.4	28	0
Lewis, Gary	5	155	31.0	34	0
Alexander, Kermit	3	47	15.7	24	0
Edwards, Earl	3	3	1.0	3	0
Taylor, Roosevelt	1	16	16.0	16	0
Wilcox, Dave	1	10	10.0	10	0
Kwalick, Ted	1	0	0.0	0	0
Sniadecki, Jim	1	0	0.0	0	0
Tucker, Bill	1	0	0.0	0	0
<b>49ERS</b>	<b>47</b>	<b>908</b>	<b>19.3</b>	<b>60</b>	<b>0</b>
<b>OPPONENTS</b>	<b>43</b>	<b>1,186</b>	<b>27.6</b>	<b>87t</b>	<b>1</b>

PUNT RETURNS	No	FC	Yds	Avg	LG	TD
Smith, Noland	10	4	46	4.6	18	0
Fuller, Johnny	5	4	12	2.4	7	0
Alexander, Kermit	4	3	-18	-4.5	0	0
Cunningham, Doug	3	11	23	7.7	14	0
<b>49ERS</b>	<b>22</b>	<b>22</b>	<b>63</b>	<b>2.9</b>	<b>18</b>	<b>0</b>
<b>OPPONENTS</b>	<b>39</b>	<b>14</b>	<b>293</b>	<b>7.5</b>	<b>50</b>	<b>0</b>

PUNTING	No	Yds	Avg	LG	Blk
Kilgore, Jon	36	1,451	40.3	72	0
Davis, Tommy	23	955	41.5	55	0
Spurrier, Steve	12	468	39.0	57	0
<b>49ERS</b>	<b>71</b>	<b>2,874</b>	<b>40.5</b>	<b>72</b>	<b>0</b>
<b>OPPONENTS</b>	<b>65</b>	<b>2,629</b>	<b>40.5</b>	<b>60</b>	<b>0</b>

PASSING	Att	Comp	Pct	Yds	LG	TD	Int	QB
Brodie, John	347	194	55.9	2,405	80t	16	15	74.9
Spurrier, Steve	146	81	55.5	926	75t	5	11	54.8
Cunningham, Doug	3	3	100.0	48	31	1	0	158.3
<b>49ERS</b>	<b>496</b>	<b>278</b>	<b>56.1</b>	<b>3,379</b>	<b>80t</b>	<b>22</b>	<b>26</b>	<b>70.1</b>
<b>OPPONENTS</b>	<b>402</b>	<b>205</b>	<b>51.0</b>	<b>2,726</b>	<b>93</b>	<b>22</b>	<b>20</b>	<b>70.3</b>

Rookie Names in *Italic*

# SAN FRANCISCO 49ERS

## 1970 (10-3-1/11-4-1)

### NFC West Champions

#### Dick Nolan, Coach

W	26	Washington (34,984), S-20	17
W	34	Cleveland (37,502), S-27	31
L	20	at Atlanta (58,850), O-4	21
W	20	at Los Angeles Rams (77,272), O-11	6
T	20	New Orleans (39,446), O-18	20
W	19	Denver (39,515), O-25	14
W	26	Green Bay (59,335), N-1	10
W	37	at Chicago (45,607), N-8	16
W	30	at Houston (43,040), N-15	20
L	7	at Detroit (56,232), N-22	28
L	13	Los Angeles Rams (59,602), N-29	30
W	24	Atlanta (41,387), D-6	20
W	38	at New Orleans (61,940), D-13	27
W	38	at Oakland Raiders (54,535), D-20	7
<b>352</b>			<b>267</b>

### NFC PLAYOFF - DEC. 27

(at Bloomington, MN - Metropolitan Stadium)

W	17	Minnesota (45,103)	14
---	----	--------------------	----

### NFC CHAMPIONSHIP - JAN. 3

(at San Francisco - Kezar Stadium)

L	10	Dallas (59,364)	17
---	----	-----------------	----

#### TEAM STATISTICS

	49ers	Opp
TOTAL FIRST DOWNS	237	213
By Rushing	86	81
By Passing	125	110
By Penalties	26	22
TOTAL NET YARDS	4,503	3,972
Net Yards Rushing	1,580	1,799
Net Yards Passing	2,923	2,173
TOTAL PLAYS FROM SCRIMMAGE	862	839
Rushes	471	425
Average Gain Per Rush	3.4	4.2
FORWARD PASSES ATTEMPTED	383	384
Number Completed	226	185
Per Cent Completed	59.0	48.2
Quarterback Sacks	8	30
Yards Lost	67	261
Passes Had Intercepted	10	22
Yards Gained Per Pass	7.5	5.3
Yards Gained Per Completion	13.2	13.2
PUNTS	75	82
Total Yardage of Punts	2,877	3,309
Average Length	38.4	40.4
KICKOFF RETURNS	49	58
Total Yards Returned	967	1,362
Average Length of Return	19.7	23.5
PENALTIES	88	87
Yards Penalized	997	965
FUMBLES	24	35
Own Fumbles Recovered	9	15
Opponents' Fumbles Recovered	20	15
FIELD GOALS	21	15
Field Goals Attempted	31	24
TOTAL POINTS SCORED	352	267
Touchdowns Scored	41	32
Touchdowns Rushing	13	12
Touchdowns Passing	25	19
Touchdowns Returns	3	1
Extra Points	39	30
Field Goals	21	15
Safeties	1	0

SCORING	TDs	Ru	Pa	Int	Fu	KO	Pu	PAT	FG	S	Pts
Gossett, Bruce	0	0	0	0	0	0	0	39/41	21/31	0	102
Washington, Gene	12	0	12	0	0	0	0	0/0	0/0	0	72
Willard, Ken	10	7	3	0	0	0	0	0/0	0/0	0	60
Cunningham, Doug	3	3	0	0	0	0	0	0/0	0/0	0	18
Thomas, Jimmy	3	0	3	0	0	0	0	0/0	0/0	0	18
Brodie, John	2	2	0	0	0	0	0	0/0	0/0	0	12
Tucker, Bill	2	1	1	0	0	0	0	0/0	0/0	0	12

Rookie Names in Italic

(continued)

SCORING	TDs	Ru	Pa	Int	Fu	KO	Pu	PAT	FG	S	Pts
Windsor, Bob	2	0	2	0	0	0	0	0/0	0/0	0	12
Witcher, Dick	2	0	2	0	0	0	0	0/0	0/0	0	12
Johnson, Jimmy	1	0	0	1	0	0	0	0/0	0/0	1	8
Isenbarger, John	1	0	1	0	0	0	0	0/0	0/0	0	6
Kwalick, Ted	1	0	1	0	0	0	0	0/0	0/0	0	6
Phillips, Mel	1	0	0	1	0	0	0	0/0	0/0	0	6
Taylor, Bruce*	1	0	0	0	0	0	0	0/0	0/0	0	6
Randolph, Alvin	0	0	0	0	0	0	0	0/0	0/0	1	2
<b>49ERS</b>	<b>41</b>	<b>13</b>	<b>25</b>	<b>2</b>	<b>0</b>	<b>0</b>	<b>0</b>	<b>39/41</b>	<b>21/31</b>	<b>2</b>	<b>352</b>
<b>OPPONENTS</b>	<b>32</b>	<b>12</b>	<b>19</b>	<b>0</b>	<b>1</b>	<b>0</b>	<b>0</b>	<b>30/32</b>	<b>15/24</b>	<b>0</b>	<b>267</b>

\* had one ret. of blk'd FGA

RUSHING	Att	Yds	Avg	LG	TD			
Willard, Ken	236	789	3.3	20	7			
Cunningham, Doug	128	443	3.5	25	3			
Tucker, Bill	42	137	3.3	11	1			
Thomas, Jimmy	31	89	2.9	14	0			
Kwalick, Ted	3	65	21.7	45	0			
Isenbarger, John	18	43	2.4	27	0			
Brodie, John	9	29	3.2	12t	2			
Strong, Jim	2	3	1.5	3	0			
Spurrier, Steve	2	-18	-9.0	-5	0			
49ERS	471	1,580	3.4	45	13			
OPPONENTS	425	1,799	4.2	80t	12			
RECEIVING	No	Yds	Avg	LG	TD			
Washington, Gene	53	1,100	20.8	79t	12			
Cunningham, Doug	35	209	6.0	29	0			
Windsor, Bob	31	363	11.7	35	2			
Willard, Ken	31	259	8.4	32	3			
Witcher, Dick	22	288	13.1	28	2			
Tucker, Bill	17	108	6.4	28t	1			
Thomas, Jimmy	12	221	18.4	61t	3			
Kwalick, Ted	10	148	14.8	26t	1			
Isenbarger, John	8	158	19.8	61t	1			
Riley, Preston	7	136	19.4	68	0			
49ERS	226	2,990	13.2	79t	25			
OPPONENTS	185	2,434	13.2	69	19			
INTERCEPTIONS	No	Yds	Avg	LG	TD			
Taylor, Bruce	3	70	23.3	70	0			
Phillips, Mel	3	49	16.3	35t	1			
Nunley, Frank	3	42	14.0	24	0			
Taylor, Roosevelt	3	27	9.0	19	0			
Vanderbundt, Skip	3	18	6.0	18	0			
Wilcox, Dave	2	46	23.0	35	0			
Johnson, Jimmy	2	36	18.0	36t	1			
Fuller, Johnny	1	20	20.0	20	0			
Hart, Tommy	1	0	0.0	0	0			
Randolph, Alvin	1	0	0.0	0	0			
49ERS	22	308	14.0	70	2			
OPPONENTS	10	95	9.5	29	0			
KICKOFF RETURNS	No	Yds	Avg	LG	TD			
Tucker, Bill	25	577	23.1	43	0			
Taylor, Bruce	12	190	15.8	25	0			
Thomas, Jimmy	6	177	29.5	55	0			
Beard, Ed	2	8	4.0	8	0			
Fuller, Johnny	1	8	8.0	8	0			
Belk, Bill	1	7	7.0	7	0			
Riley, Preston	1	0	0.0	0	0			
Windsor, Bob	1	0	0.0	0	0			
49ERS	49	967	19.7	43	0			
OPPONENTS	58	1,362	23.5	62	0			
PUNT RETURNS	No	FC	Yds	Avg	LG	TD		
Taylor, Bruce	43	10	516	12.0	76	0		
Fuller, Johnny	4	2	29	7.3	12	0		
Riley, Preston	1	0	5	5.0	5	0		
49ERS	48	12	550	11.5	76	0		
OPPONENTS	38	21	180	4.7	16	0		
PUNTING	No	Yds	Avg	LG	Blk			
Spurrier, Steve	75	2,877	38.4	58	0			
49ERS	75	2,877	38.4	58	0			
OPPONENTS	82	3,309	40.4	57	1			
PASSING	Att	Comp	Pct	Yds	LG	TD	Int	QB
Brodie, John	378	223	59.0	2,941	79t	24	10	93.8
Spurrier, Steve	4	3	75.0	49	26	1	0	155.2
Isenbarger, John	1	0	0.0	0	0	0	0	39.6
49ERS	383	226	59.0	2,990	79t	25	10	94.7
OPPONENTS	384	185	48.2	2,434	69	19	22	61.3

# SAN FRANCISCO 49ERS

## 1971 (9-5/10-6)

### NFC West Champions

#### Dick Nolan, Coach

L	17	at Atlanta (56,990), S-19	20
W	38	at New Orleans (81,595), S-26	20
W	31	at Philadelphia (65,358), O-3	3
L	13	Los Angeles Rams (44,000), O-10 +	20
W	13	Chicago (44,133), O-17	0
W	26	at St. Louis (50,419), O-24	14
W	27	New England (45,092), O-31	10
W	13	at Minnesota (49,784), N-7	9
L	20	New Orleans (45,138), N-14	26
L	6	at Los Angeles Rams (80,050), N-21	17
W	24	at New York Jets (62,936), N-28	21
L	17	Kansas City (45,306), <b>MON/D-6</b>	26
W	24	Atlanta (44,584), D-12	3
W	31	Detroit (45,580), D-19	27
<b>300</b>			<b>216</b>

### NFC PLAYOFF - DEC. 26

(at San Francisco - Candlestick Park)

W	24	Washington (45,327)	20
---	----	---------------------	----

### NFC CHAMPIONSHIP - JAN. 2

(at Irving - Texas Stadium)

L	3	Dallas (63,409)	14
---	---	-----------------	----

+ -First 49ers' regular season game at Candlestick Park.

TEAM STATISTICS		49ers	Opp
TOTAL FIRST DOWNS		257	199
By Rushing		113	80
By Passing		122	96
By Penalties		22	23
TOTAL NET YARDS		4,706	3,679
Net Yards Rushing		2,129	1,668
Net Yards Passing		2,577	2,011
TOTAL PLAYS FROM SCRIMMAGE		900	787
Rushes		498	408
Average Gain Per Rush		4.3	4.1
FORWARD PASSES ATTEMPTED		391	341
Number Completed		209	152
Per Cent Completed		53.5	44.6
Quarterback Sacks		11	38
Yards Lost		111	298
Passes Had Intercepted		11	14
Yards Gained Per Pass		6.4	5.3
Yards Gained Per Completion		12.9	15.2
PUNTS		51	73
Total Yardage of Punts		1,974	2,898
Average Length		38.7	39.7
KICKOFF RETURNS		85	61
Total Yards Returned		1,653	1,467
Average Length of Return		19.5	24.1
PENALTIES		88	75
Yards Penalized		961	610
FUMBLES		33	31
Own Fumbles Recovered		15	15
Opponents' Fumbles Recovered		15	18
FIELD GOALS		23	19
Field Goals Attempted		36	33
TOTAL POINTS SCORED		300	216
Touchdowns Scored		33	23
Touchdowns Rushing		12	4
Touchdowns Passing		18	17
Touchdowns Returns		3	2
Extra Points		33	21
Field Goals		23	19
Safeties		0	0

SCORING	TDs	Ru	Pa	Int	Fu	KO	Pu	PAT	FG	S	Pts
Gossett, Bruce	0	0	0	0	0	0	0	32/32	23/36		101
Washington, Vic	7	3	4	0	0	0	0	0/0	0/0		42
Kwalick, Ted	5	0	5	0	0	0	0	0/0	0/0		30
Willard, Ken	5	4	1	0	0	0	0	0/0	0/0		30
Washington, Gene	4	0	4	0	0	0	0	0/0	0/0		24
Brodie, John	3	3	0	0	0	0	0	0/0	0/0		18

Rookie Names in Italic

(continued)

SCORING	TDs	Ru	Pa	Int	Fu	KO	Pu	PAT	FG	S	Pts
Witcher, Dick	3	0	3	0	0	0	0	0/0	0/0	0	18
Schreiber, Larry	1	0	1	0	0	0	0	1/1	0/0	0	7
Blue, Forrest	1	0	0	0	1	0	0	0/0	0/0	0	6
Cunningham, Doug	1	1	0	0	0	0	0	0/0	0/0	0	6
Hart, Tommy	1	0	0	0	1	0	0	0/0	0/0	0	6
Taylor, Bruce*	1	0	0	0	0	0	0	0/0	0/0	0	6
Thomas, Jimmy	1	1	0	0	0	0	0	0/0	0/0	0	6
<b>49ERS</b>	<b>33</b>	<b>12</b>	<b>18</b>	<b>0</b>	<b>2</b>	<b>0</b>	<b>0</b>	<b>33/33</b>	<b>23/36</b>	<b>0</b>	<b>300</b>
<b>OPPONENTS</b>	<b>23</b>	<b>4</b>	<b>17</b>	<b>1</b>	<b>1</b>	<b>0</b>	<b>0</b>	<b>21/23</b>	<b>19/33</b>	<b>0</b>	<b>216</b>

\* had one ret. of blk'd FGA

RUSHING	Att	Yds	Avg	LG	TD
Willard, Ken	216	855	4.0	49	4
Washington, Vic	191	811	4.3	42	3
Schreiber, Larry	34	180	5.3	23	0
Cunningham, Doug	25	98	3.9	14	1
Kwalick, Ted	6	62	10.3	28	0
Brodie, John	14	45	3.2	12	3
Thomas, Jimmy	3	36	12.0	25t	1
Isenbarger, John	5	34	6.8	22	0
Windsor, Bob	1	21	21.0	21	0
Spurrier, Steve	1	2	2.0	2	0
McCann, Jim	2	-15	-7.5	-6	0
<b>49ERS</b>	<b>498</b>	<b>2,129</b>	<b>4.3</b>	<b>49</b>	<b>12</b>
<b>OPPONENTS</b>	<b>408</b>	<b>1,668</b>	<b>4.1</b>	<b>64t</b>	<b>4</b>

RECEIVING	No	Yds	Avg	LG	TD
Kwalick, Ted	52	664	12.8	42t	5
Washington, Gene	46	884	19.2	71t	4
Washington, Vic	36	317	8.8	40	4
Willard, Ken	27	202	7.5	33	1
Cunningham, Doug	19	188	9.9	28	0
Witcher, Dick	18	250	13.9	50t	3
Schreiber, Larry	3	79	26.3	46	1
Riley, Preston	3	39	13.0	24	0
Thomas, Jimmy	3	33	11.0	14	0
Windsor, Bob	2	32	16.0	30	0
<b>49ERS</b>	<b>209</b>	<b>2,688</b>	<b>12.9</b>	<b>71t</b>	<b>18</b>
<b>OPPONENTS</b>	<b>152</b>	<b>2,309</b>	<b>15.2</b>	<b>61t</b>	<b>17</b>

INTERCEPTIONS	No	Yds	Avg	LG	TD
Taylor, Bruce	3	68	22.7	49	0
Johnson, Jimmy	3	16	5.3	10	0
Taylor, Roosevelt	3	13	4.3	13	0
Fuller, Johnny	2	57	28.5	57	0
Simpson, Mike	1	15	15.0	15	0
Vanderbundt, Skip	1	10	10.0	10	0
Nunley, Frank	1	7	7.0	7	0
<b>49ERS</b>	<b>14</b>	<b>186</b>	<b>13.3</b>	<b>57</b>	<b>0</b>
<b>OPPONENTS</b>	<b>24</b>	<b>385</b>	<b>16.0</b>	<b>39</b>	<b>1</b>

KICKOFF RETURNS	No	Yds	Avg	LG	TD
Washington, Vic	33	858	26.0	74	0
Cunningham, Doug	6	121	20.2	27	0
Windsor, Bob	4	66	16.5	25	0
Kwalick, Ted	2	9	4.5	5	0
Beard, Ed	1	21	21.0	21	0
<b>49ERS</b>	<b>85</b>	<b>1,653</b>	<b>19.5</b>	<b>74</b>	<b>1</b>
<b>OPPONENTS</b>	<b>61</b>	<b>1,467</b>	<b>24.1</b>	<b>65</b>	<b>0</b>

PUNT RETURNS	No	FC	Yds	Avg	LG	TD
Taylor, Bruce	34	10	235	6.9	38	0
Fuller, Johnny	3	2	31	10.3	13	0
Riley, Preston	1	0	2	2.0	2	0
Vanderbundt, Skip	1	0	0	0.0	0	0
<b>49ERS</b>	<b>39</b>	<b>12</b>	<b>268</b>	<b>6.9</b>	<b>38</b>	<b>0</b>
<b>OPPONENTS</b>	<b>19</b>	<b>17</b>	<b>44</b>	<b>2.3</b>	<b>10</b>	<b>0</b>

PUNTING	No	Yds	Avg	LG	Blk
McCann, Jim	49	1,897	38.7	54	1
Spurrier, Steve	2	77	38.5	40	0
<b>49ERS</b>	<b>51</b>	<b>1,974</b>	<b>38.7</b>	<b>54</b>	<b>1</b>
<b>OPPONENTS</b>	<b>73</b>	<b>2,898</b>	<b>39.7</b>	<b>60</b>	<b>0</b>

PASSING	Att	Comp	Pct	Yds	LG	TD	Int	QB
Brodie, John	387	208	53.7	2,642	71t	18	24	65.0
Spurrier, Steve	4	1	25.0	46	46	0	0	75.0
<b>49ERS</b>	<b>391</b>	<b>209</b>	<b>53.5</b>	<b>2,688</b>	<b>71t</b>	<b>18</b>	<b>24</b>	<b>65.0</b>
<b>OPPONENTS</b>	<b>341</b>	<b>152</b>	<b>44.6</b>	<b>2,309</b>	<b>61t</b>	<b>17</b>	<b>14</b>	<b>67.0</b>

# SAN FRANCISCO 49ERS

## 1972 (8-5-1/8-6-1)

### NFC West Champions

#### Dick Nolan, Coach

W	34	San Diego (56,906), S-17	3
L	20	at Buffalo (45,825), S-24	27
W	37	at New Orleans (69,840), O-1	2
L	7	at Los Angeles Rams (77,382), O-8	31
L	17	New York Giants (53,284), O-15	23
T	20	New Orleans (53,571), O-22	20
W	49	at Atlanta (58,850), O-29	14
L	24	at G.B. in Milwaukee (47,897), N-5	34
W	24	Baltimore (57,225), N-12	21
W	34	at Chicago (65,201), N-19	21
W	31	—at Dallas (65,214)—THU (Thanksgiving Day), N-23	10
L	16	Los Angeles Rams (60,175), MON/D-4	26
W	20	Atlanta (57,523), D-10	0
W	20	Minnesota (58,502), D-16	17
<b>353</b>			<b>249</b>

### NFC PLAYOFF - DEC. 23

(at San Francisco — Candlestick Park)

L	28	Dallas (59,746)	30
---	----	-----------------	----

TEAM STATISTICS		49ers	Opp
TOTAL FIRST DOWNS		234	221
By Rushing		87	96
By Passing		129	105
By Penalties		18	20
TOTAL NET YARDS		4,351	4,026
Net Yards Rushing		1,616	1,847
Net Yards Passing		2,735	2,179
TOTAL PLAYS FROM SCRIMMAGE		847	858
Rushes		445	446
Average Gain Per Rush		3.6	4.1
FORWARD PASSES ATTEMPTED		380	366
Number Completed		217	169
Per Cent Completed		57.1	46.2
Quarterback Sacks		22	46
Yards Lost		153	403
Passes Had Intercepted		24	19
Avg. Net Passing per Game		195.4	155.6
PUNTS		64	72
Total Yardage of Punts		2,542	3,123
Average Length		39.7	43.4
KICKOFF RETURNS		44	66
Total Yards Returned		1,041	1,530
Average Length of Return		23.7	23.2
PENALTIES		73	81
Yards Penalized		664	677
FUMBLES		30	40
Own Fumbles Recovered		17	23
Opponents' Fumbles Recovered		17	13
FIELD GOALS		18	17
Field Goals Attempted		29	29
TOTAL POINTS SCORED		353	249
Touchdowns Scored		43	28
Touchdowns Rushing		11	12
Touchdowns Passing		27	14
Touchdowns Returns		5	2
Extra Points		41	28
Field Goals		18	17
Safeties		0	1

SCORING	TDs	Ru	Pa	Int	Fu	KO	Pu	PAT	FG	S	Pts
Gossett, Bruce	0	0	0	0	0	0	0	41/42	18/29	0	95
Washington, Gene	12	0	12	0	0	0	0	0/0	0/0	0	72
Kwalick, Ted	9	0	9	0	0	0	0	0/0	0/0	0	54
Washington, Vic	5	3	1	0	0	1	0	0/0	0/0	0	30
Willard, Ken	5	4	1	0	0	0	0	0/0	0/0	0	30
Schreiber, Larry	3	2	1	0	0	0	0	0/0	0/0	0	18
Vanderbundt, Skip	3	0	0	2	1	0	0	0/0	0/0	0	18
Brodie, John	1	1	0	0	0	0	0	0/0	0/0	0	6
Isenbarger, John	1	0	1	0	0	0	0	0/0	0/0	0	6
Riley, Preston	1	0	1	0	0	0	0	0/0	0/0	0	6

Rookie Names in Italic

(continued)

#### SCORING

Simpson, Mike	1	0	0	1	0	0	0	0/0	0/0	0	6
Thomas, Jimmy	1	1	0	0	0	0	0	0/0	0/0	0	6
Witcher, Dick	1	0	1	0	0	0	0	0/0	0/0	0	6
<b>49ERS</b>	<b>43</b>	<b>11</b>	<b>27</b>	<b>3</b>	<b>1</b>	<b>1</b>	<b>0</b>	<b>41/42</b>	<b>18/29</b>	<b>0</b>	<b>353</b>
<b>OPPONENTS</b>	<b>28</b>	<b>12</b>	<b>14</b>	<b>1</b>	<b>1</b>	<b>0</b>	<b>0</b>	<b>28/28</b>	<b>17/29</b>	<b>1</b>	<b>249</b>

#### RUSHING

	Att	Yds	Avg	LG	TD
Washington, Vic	141	468	3.3	33	3
Schreiber, Larry	118	420	3.6	20	2
Willard, Ken	100	345	3.5	23	4
Thomas, Jimmy	52	250	4.8	22	1
Spurrier, Steve	11	51	4.6	15	0
Cunningham, Doug	8	32	4.0	12	0
Reed, Joe	4	22	5.5	22	0
Kwalick, Ted	5	11	2.2	10	0
Isenbarger, John	3	9	3.0	7	0
Brodie, John	3	8	2.7	4	1
<b>49ERS</b>	<b>445</b>	<b>1,616</b>	<b>3.6</b>	<b>33</b>	<b>11</b>
<b>OPPONENTS</b>	<b>446</b>	<b>1,847</b>	<b>4.1</b>	<b>68</b>	<b>12</b>

#### RECEIVING

	No	Yds	Avg	LG	TD
Washington, Gene	46	918	20.0	62t	12
Washington, Vic	43	393	9.1	33	1
Kwalick, Ted	40	751	18.8	81t	9
Schreiber, Larry	31	283	9.1	64t	1
Willard, Ken	24	131	5.5	15	1
Thomas, Jimmy	15	148	9.9	29	0
Riley, Preston	11	156	14.2	28t	1
Isenbarger, John	3	66	22.0	33	1
Witcher, Dick	3	22	7.3	17	1
Beasley, Terry	1	20	20.0	20	0
<b>49ERS</b>	<b>217</b>	<b>2,888</b>	<b>13.3</b>	<b>81t</b>	<b>27</b>
<b>OPPONENTS</b>	<b>169</b>	<b>2,582</b>	<b>15.3</b>	<b>85t</b>	<b>14</b>

#### INTERCEPTIONS

	No	Yds	Avg	LG	TD
Johnson, Jimmy	4	18	4.5	15	0
Wilcox, Dave	3	12	4.0	9	0
Vanderbundt, Skip	2	58	29.0	37t	2
Simpson, Mike	2	32	16.0	32t	1
Taylor, Bruce	2	4	2.0	2	0
Nunley, Frank	1	12	12.0	12	0
Beard, Ed	1	10	10.0	10	0
Fuller, Johnny	1	0	0.0	0	0
Hall, Windlan	1	0	0.0	0	0
Hart, Tommy	1	0	0.0	0	0
Phillips, Mel	1	0	0.0	0	0
<b>49ERS</b>	<b>19</b>	<b>146</b>	<b>7.7</b>	<b>37t</b>	<b>3</b>
<b>OPPONENTS</b>	<b>24</b>	<b>240</b>	<b>10.0</b>	<b>35t</b>	<b>1</b>

#### KICKOFF RETURNS

	No	Yds	Avg	LG	TD
Washington, Vic	27	771	28.6	98t	1
McGill, Ralph	10	192	19.2	30	0
Schreiber, Larry	2	41	20.5	25	0
Hoskins, Bob	2	17	8.5	17	0
Beard, Ed	2	-1	-0.5	1	0
Nunley, Frank	1	21	21.0	21	0
<b>49ERS</b>	<b>44</b>	<b>1,041</b>	<b>23.7</b>	<b>98t</b>	<b>1</b>
<b>OPPONENTS</b>	<b>66</b>	<b>1,530</b>	<b>23.2</b>	<b>75</b>	<b>0</b>

#### PUNT RETURNS

	No	FC	Yds	Avg	LG	TD
McGill, Ralph	22	0	219	10.0	33	0
Taylor, Bruce	21	8	145	6.9	41	0
Fuller, Johnny	1	1	9	9.0	9	0
<b>49ERS</b>	<b>44</b>	<b>9</b>	<b>373</b>	<b>8.5</b>	<b>41</b>	<b>0</b>
<b>OPPONENTS</b>	<b>20</b>	<b>29</b>	<b>70</b>	<b>3.5</b>	<b>34</b>	<b>0</b>

#### PUNTING

	No	Yds	Avg	LG	Blk
McCann, Jim	64	2,542	39.7	63	1
<b>49ERS</b>	<b>64</b>	<b>2,542</b>	<b>39.7</b>	<b>63</b>	<b>1</b>
<b>OPPONENTS</b>	<b>72</b>	<b>3,123</b>	<b>43.4</b>	<b>65</b>	<b>0</b>

#### PASSING

	Att	Comp	Pct	Yds	LG	TD	Int	QB
Spurrier, Steve	269	147	54.7	1,983	81t	18	16	75.9
Brodie, John	110	70	63.6	905	53	9	8	86.4
Isenbarger, John	1	0	0.0	0	0	0	0	39.6
<b>49ERS</b>	<b>380</b>	<b>217</b>	<b>57.1</b>	<b>2,888</b>	<b>81t</b>	<b>27</b>	<b>24</b>	<b>78.7</b>
<b>OPPONENTS</b>	<b>366</b>	<b>169</b>	<b>46.2</b>	<b>2,582</b>	<b>85t</b>	<b>14</b>	<b>19</b>	<b>61.1</b>

# SAN FRANCISCO 49ERS

## 1973 (5-9)

*Dick Nolan, Coach*

L	13	at Miami (68,275), S-16	21
W	36	at Denver (50,966), S-23	34
L	20	Los Angeles Rams (57,487), S-30	40
W	13	at Atlanta (58,850), O-7	9
L	13	Minnesota (56,438), O-14	17
W	40	New Orleans (52,881), O-21	0
L	3	Atlanta (56,825), O-28	17
L	20	at Detroit (49,531), N-4	30
L	9	at Washington (54,381), N-11	33
L	13	at Los Angeles Rams (78,358), N-18	31
W	20	Green Bay (49,244), <b>MON</b> /N-26	6
W	38	Philadelphia (51,155), D-2	28
L	10	at New Orleans (62,490), D-9	16
L	14	Pittsburgh (52,752), D-15	37
<b>262</b>			<b>319</b>

TEAM STATISTICS		49ers	Opp
TOTAL FIRST DOWNS		251	242
By Rushing		97	112
By Passing		127	115
By Penalties		27	15
TOTAL NET YARDS		4,224	4,329
Net Yards Rushing		1,743	1,963
Net Yards Passing		2,481	2,366
TOTAL PLAYS FROM SCRIMMAGE		915	928
Rushes		422	513
Average Gain Per Rush		4.1	3.8
FORWARD PASSES ATTEMPTED		466	383
Number Completed		233	194
Per Cent Completed		50.0	50.7
Quarterback Sacks		27	32
Yards Lost		164	225
Passes Had Intercepted		25	17
Avg. Net Passing per Game		177.2	169.0
PUNTS		79	72
Total Yardage of Punts		3,455	2,977
Average Length		43.7	41.4
KICKOFF RETURNS		63	52
Total Yards Returned		1,301	1,151
Average Length of Return		20.7	22.1
PENALTIES		93	77
Yards Penalized		903	754
FUMBLES		32	23
Own Fumbles Recovered		18	8
Opponents' Fumbles Recovered		15	14
FIELD GOALS		26	31
Field Goals Attempted		33	45
TOTAL POINTS SCORED		262	319
Touchdowns Scored		26	32
Touchdowns Rushing		15	11
Touchdowns Passing		9	19
Touchdowns Returns		2	2
Extra Points		26	32
Field Goals		26	31
Safeties		1	1

SCORING	TDs	Ru	Pa	Int	Fu	KO	Pu	PAT	FG	S	Pts
Gossett, Bruce	0	0	0	0	0	0	0	26/26	26/33	0	104
Washington, Vic	8	8	0	0	0	0	0	0/0	0/0	0	48
Kwalick, Ted	5	0	5	0	0	0	0	0/0	0/0	0	30
Hall, Windlan	2	0	0	0	1	0	1*	0/0	0/0	0	12
Spurrier, Steve	2	2	0	0	0	0	0	0/0	0/0	0	12
Washington, Gene	2	0	2	0	0	0	0	0/0	0/0	0	12
Willard, Ken	2	1	1	0	0	0	0	0/0	0/0	0	12
Abramowicz, Dan	1	0	1	0	0	0	0	0/0	0/0	0	6
Atkins, David	1	1	0	0	0	0	0	0/0	0/0	0	6
Brodie, John	1	1	0	0	0	0	0	0/0	0/0	0	6
Cunningham, Doug	1	1	0	0	0	0	0	0/0	0/0	0	6
Thomas, Jimmy	1	1	0	0	0	0	0	0/0	0/0	0	6
Hardman, Cedrick	0	0	0	0	0	0	0	0/0	0/0	1	2
<b>49ERS</b>	<b>26</b>	<b>15</b>	<b>9</b>	<b>0</b>	<b>1</b>	<b>0</b>	<b>0</b>	<b>26/26</b>	<b>26/33</b>	<b>1</b>	<b>262</b>
<b>OPPONENTS</b>	<b>32</b>	<b>11</b>	<b>19</b>	<b>1</b>	<b>0</b>	<b>1</b>	<b>0</b>	<b>32/32</b>	<b>31/45</b>	<b>1</b>	<b>319</b>

\*rcvrd blkd punt

RUSHING	Att	Yds	Avg	LG	TD
Washington, Vic	151	534	3.5	25	8
Willard, Ken	83	366	4.4	33	1
Thomas, Jimmy	56	259	4.6	16	1
Cunningham, Doug	44	165	3.8	12	1
Schreiber, Larry	42	163	3.9	13	0
Reed, Joe	15	85	7.0	20	0
Wittum, Tom	1	63	63.0	63	0
Kwalick, Ted	5	37	7.4	20	0
Spurrier, Steve	9	32	3.6	12	2
Atkins, Dave	4	19	4.8	8	1
Brodie, John	5	16	3.2	14	1
Jackson, Randy	6	10	1.7	5	0
Isenbarger, John	1	-6	-6.0	-6	0
<b>49ERS</b>	<b>422</b>	<b>1,743</b>	<b>4.1</b>	<b>63</b>	<b>15</b>
<b>OPPONENTS</b>	<b>513</b>	<b>1,963</b>	<b>3.8</b>	<b>37</b>	<b>11</b>

RECEIVING	No	Yds	Avg	LG	TD
Kwalick, Ted	47	729	15.5	48	5
Washington, Gene	37	606	16.4	58	2
Abramowicz, Dan	35	442	12.6	54	1
Washington, Vic	33	238	7.2	20	0
Willard, Ken	22	160	7.3	26	1
Thomas, Jimmy	19	157	8.3	66	0
Cunningham, Doug	15	118	7.9	23	0
Schreiber, Larry	12	98	8.2	31	0
Isenbarger, John	10	67	6.7	18	0
Jackson, Randy	1	20	20.0	20	0
Witcher, Dick	1	13	13.0	13	0
Atkins, Dave	1	-3	-3.0	-3	0
<b>49ERS</b>	<b>233</b>	<b>2,645</b>	<b>11.4</b>	<b>66</b>	<b>9</b>
<b>OPPONENTS</b>	<b>194</b>	<b>2,591</b>	<b>13.4</b>	<b>57t</b>	<b>19</b>

INTERCEPTIONS	No	Yds	Avg	LG	TD
Taylor, Bruce	6	30	5.0	22	0
Johnson, Jimmy	4	46	11.5	30	0
Wilcox, Dave	2	14	7.0	10	0
Nunley, Frank	1	13	13.0	13	0
Phillips, Mel	1	13	13.0	13	0
Sniadecki, Jim	1	11	11.0	11	0
Vanderbundt, Skip	1	7	7.0	7	0
Hall, Windlan	1	0	0.0	0	0
<b>49ERS</b>	<b>17</b>	<b>134</b>	<b>7.9</b>	<b>30</b>	<b>0</b>
<b>OPPONENTS</b>	<b>25</b>	<b>379</b>	<b>15.2</b>	<b>71t</b>	<b>1</b>

KICKOFF RETURNS	No	Yds	Avg	LG	TD
Washington, Vic	24	549	22.9	38	0
McGill, Ralph	17	374	22.0	43	0
Cunningham, Doug	8	173	21.6	35	0
Thomas, Jimmy	5	81	16.2	23	0
Atkins, Dave	3	93	31.0	54	0
Olerich, Dave	2	17	8.5	12	0
Hall, Windlan	1	14	14.0	14	0
Simpson, Mike	1	0	0.0	0	0
Sniadecki, Jim	1	0	0.0	0	0
Willard, Ken	1	0	0.0	0	0
<b>49ERS</b>	<b>63</b>	<b>1,301</b>	<b>20.7</b>	<b>54</b>	<b>0</b>
<b>OPPONENTS</b>	<b>52</b>	<b>1,151</b>	<b>22.1</b>	<b>93t</b>	<b>1</b>

PUNT RETURNS	No	FC	Yds	Avg	LG	TD
Taylor, Bruce	15	6	207	13.8	61	0
McGill, Ralph	22	1	186	8.5	54	0
Simpson, Mike	0	4	0	0.0	0	0
<b>49ERS</b>	<b>37</b>	<b>11</b>	<b>393</b>	<b>10.6</b>	<b>61</b>	<b>0</b>
<b>OPPONENTS</b>	<b>46</b>	<b>7</b>	<b>367</b>	<b>8.0</b>	<b>43</b>	<b>0</b>

PUNTING	No	Yds	Avg	LG	Bik
Wittum, Tom	79	3,455	43.7	62	0
<b>49ERS</b>	<b>79</b>	<b>3,455</b>	<b>43.7</b>	<b>62</b>	<b>0</b>
<b>OPPONENTS</b>	<b>72</b>	<b>2,977</b>	<b>41.4</b>	<b>66</b>	<b>1</b>

PASSING	Att	Comp	Pct	Yds	LG	TD	Int	QB
Spurrier, Steve	157	83	52.9	882	58	4	7	59.5
Brodie, John	194	98	50.5	1,126	66	3	12	47.7
Reed, Joe	114	51	44.7	589	38	2	6	43.0
Isenbarger, John	1	1	100.0	48	48	0	0	118.8
<b>49ERS</b>	<b>466</b>	<b>233</b>	<b>50.0</b>	<b>2,645</b>	<b>66</b>	<b>9</b>	<b>25</b>	<b>51.5</b>
<b>OPPONENTS</b>	<b>383</b>	<b>194</b>	<b>50.7</b>	<b>2,591</b>	<b>57t</b>	<b>19</b>	<b>17</b>	<b>70.5</b>

Rookie Names in Italic



# SAN FRANCISCO 49ERS

## 1974 (6-8)

**Dick Nolan, Coach**

W	17	at New Orleans (65,071), S-15	13
W	16	at Atlanta (47,686), S-22	10
L	3	Cincinnati (49,895), S-29	21
L	9	St. Louis (47,675), O-6	34
L	13	at Detroit (45,199), <b>MON</b> /O-14	17
L	14	at Los Angeles Rams (74,070), O-20	37
L	24	Oakland Raiders (58,524), O-27	35
L	13	Los Angeles Rams (57,526), <b>MON</b> /N-4	15
L	14	at Dallas (50,018), N-10	20
W	34	at Chicago (42,731), N-17	0
W	27	Atlanta (45,435), N-24	0
L	0	at Cleveland (24,559), D-1	7
W	7	Green Bay (45,475), D-8	6
W	35	New Orleans (40,418), D-15	21
<b>226</b>			<b>236</b>

### TEAM STATISTICS

	<b>49ers</b>	<b>Opp</b>
TOTAL FIRST DOWNS	227	232
By Rushing	101	113
By Passing	104	101
By Penalties	22	18
TOTAL NET YARDS	3,988	3,964
Net Yards Rushing	1,981	2,033
Net Yards Passing	2,007	1,931
TOTAL PLAYS FROM SCRIMMAGE	873	870
Rushes	477	503
Average Gain Per Rush	4.2	4.0
FORWARD PASSES ATTEMPTED	361	339
Number Completed	170	178
Per Cent Completed	47.1	52.5
Quarterback Sacks	34	28
Yards Lost	267	247
Passes Had Intercepted	28	20
Avg. Net Passing per Game	143.4	137.9
PUNTS	70	74
Total Yardage of Punts	2,856	2,922
Average Length	40.8	39.5
KICKOFF RETURNS	51	51
Total Yards Returned	1,144	1,099
Average Length of Return	22.4	21.6
PENALTIES	63	85
Yards Penalized	606	830
FUMBLES	31	38
Own Fumbles Recovered	17	18
Opponents' Fumbles Recovered	20	14
FIELD GOALS	11	12
Field Goals Attempted	24	19
TOTAL POINTS SCORED	226	236
Touchdowns Scored	28	29
Touchdowns Rushing	10	13
Touchdowns Passing	15	14
Touchdowns Returns	3	2
Extra Points	25	26
Field Goals	11	12
Safeties	0	0

### SCORING

	<b>TDs</b>	<b>Ru</b>	<b>Pa</b>	<b>Int</b>	<b>Fu</b>	<b>KO</b>	<b>Pu</b>	<b>PAT</b>	<b>FG</b>	<b>S</b>	<b>Pts</b>
Gossett, Bruce	0	0	0	0	0	0	0	25/27	11/24	0	58
Washington, Gene	6	0	6	0	0	0	0	0/0	0/0	0	36
Schreiber, Larry	4	3	1	0	0	0	0	0/0	0/0	0	24
Beasley, Terry	3	0	3	0	0	0	0	0/0	0/0	0	18
Williams, Delvin	3	3	0	0	0	0	0	0/0	0/0	0	18
Jackson, Wilbur	2	0	2	0	0	0	0	0/0	0/0	0	12
Johnson, Sammy	2	2	0	0	0	0	0	0/0	0/0	0	12
Kwalick, Ted	2	0	2	0	0	0	0	0/0	0/0	0	12
Moore, Manfred	2	1	0	0	0	0	1	0/0	0/0	0	12
Abramowicz, Dan	1	0	1	0	0	0	0	0/0	0/0	0	6
Belk, Bill	1	0	0	0	1	0	0	0/0	0/0	0	6
Owen, Tom	1	1	0	0	0	0	0	0/0	0/0	0	6
Wilcox, Dave	1	0	0	1	0	0	0	0/0	0/0	0	6
<b>49ERS</b>	<b>28</b>	<b>10</b>	<b>15</b>	<b>1</b>	<b>1</b>	<b>0</b>	<b>1</b>	<b>25/27</b>	<b>11/24</b>	<b>0</b>	<b>226</b>
<b>OPPONENTS</b>	<b>29</b>	<b>13</b>	<b>14</b>	<b>1</b>	<b>1</b>	<b>0</b>	<b>0</b>	<b>26/29</b>	<b>12/19</b>	<b>0</b>	<b>236</b>

<b>RUSHING</b>	<b>Att</b>	<b>Yds</b>	<b>Avg</b>	<b>LG</b>	<b>TD</b>
Jackson, Wilbur	174	705	4.1	64	0
Schreiber, Larry	174	634	3.6	21	3
Johnson, Sammy	44	237	5.4	32	2
Williams, Delvin	36	201	5.6	71t	3
Reed, Joe	16	107	6.7	27	0
Owen, Tom	16	36	2.3	7	1
Snead, Norm	1	25	25.0	25	0
Moore, Manfred	10	24	2.4	8	1
Wittum, Tom	1	13	13.0	13	0
Washington, Gene	2	4	2.0	7	0
Morrison, Dennis	1	0	0.0	0	0
Mitchell, Tom	1	-2	-2.0	-2	0
Beasley, Terry	1	-3	-3.0	-3	0
<b>49ERS</b>	<b>477</b>	<b>1,981</b>	<b>4.2</b>	<b>71t</b>	<b>10</b>
<b>OPPONENTS</b>	<b>503</b>	<b>2,033</b>	<b>4.0</b>	<b>33</b>	<b>13</b>

<b>RECEIVING</b>	<b>No</b>	<b>Yds</b>	<b>Avg</b>	<b>LG</b>	<b>TD</b>
Schreiber, Larry	30	217	7.2	16	1
Washington, Gene	29	615	21.2	58t	6
Abramowicz, Dan	25	369	14.8	30	1
Jackson, Wilbur	23	190	8.3	31	2
Mitchell, Tom	19	262	13.8	25	0
Beasley, Terry	17	253	14.9	68t	3
Kwalick, Ted	13	231	17.8	36	2
Johnson, Sammy	11	106	9.6	23	0
Moore, Manfred	2	29	14.5	26	0
Williams, Delvin	1	9	9.0	9	0
<b>49ERS</b>	<b>170</b>	<b>2,281</b>	<b>13.4</b>	<b>68t</b>	<b>15</b>
<b>OPPONENTS</b>	<b>178</b>	<b>2,178</b>	<b>12.2</b>	<b>64t</b>	<b>14</b>

<b>INTERCEPTIONS</b>	<b>No</b>	<b>Yds</b>	<b>Avg</b>	<b>LG</b>	<b>TD</b>
McGill, Ralph	5	71	14.2	45	0
Nunley, Frank	4	30	7.5	20	0
Johnson, Jimmy	3	50	16.7	37	0
Holmes, Mike	3	26	8.7	14	0
Vanderbundt, Skip	2	22	11.0	18	0
Phillips, Mel	1	27	27.0	27	0
Wilcox, Dave	1	21	21.0	21t	1
Taylor, Bruce	1	0	0.0	0	0
<b>49ERS</b>	<b>20</b>	<b>247</b>	<b>12.4</b>	<b>45</b>	<b>1</b>
<b>OPPONENTS</b>	<b>28</b>	<b>409</b>	<b>14.6</b>	<b>55</b>	<b>1</b>

<b>KICKOFF RETURNS</b>	<b>No</b>	<b>Yds</b>	<b>Avg</b>	<b>LG</b>	<b>TD</b>
Holmes, Mike	25	612	24.5	57	0
Moore, Manfred	18	398	22.1	51	0
Jackson, Wilbur	5	103	20.6	30	0
Johnson, Sammy	2	31	15.5	17	0
West, Robert	1	0	0.0	0	0
<b>49ERS</b>	<b>51</b>	<b>1,144</b>	<b>22.4</b>	<b>57</b>	<b>0</b>
<b>OPPONENTS</b>	<b>51</b>	<b>1,099</b>	<b>21.6</b>	<b>59</b>	<b>0</b>

<b>PUNT RETURNS</b>	<b>No</b>	<b>FC</b>	<b>Yds</b>	<b>Avg</b>	<b>LG</b>	<b>TD</b>
McGill, Ralph	20	3	166	8.3	47	0
Moore, Manfred	5	0	149	29.8	88t	1
Holmes, Mike	9	0	45	5.0	22	0
Taylor, Bruce	10	2	38	3.8	21	0
<b>49ERS</b>	<b>44</b>	<b>5</b>	<b>398</b>	<b>9.1</b>	<b>88t</b>	<b>1</b>
<b>OPPONENTS</b>	<b>46</b>	<b>2</b>	<b>491</b>	<b>10.7</b>	<b>45</b>	<b>0</b>

<b>PUNTING</b>	<b>No</b>	<b>Yds</b>	<b>Avg</b>	<b>LG</b>	<b>Bk</b>
Wittum, Tom	68	2,800	41.2	67	1
Gossett, Bruce	2	56	28.0	31	0
<b>49ERS</b>	<b>70</b>	<b>2,856</b>	<b>40.8</b>	<b>67</b>	<b>1</b>
<b>OPPONENTS</b>	<b>74</b>	<b>2,922</b>	<b>39.5</b>	<b>61</b>	<b>0</b>

<b>PASSING</b>	<b>Att</b>	<b>Comp</b>	<b>Pct</b>	<b>Yds</b>	<b>LG</b>	<b>TD</b>	<b>Int</b>	<b>QB</b>
Owen, Tom	184	88	47.8	1,327	68t	10	15	56.1
Morrison, Dennis	51	21	41.2	227	26	1	5	21.9
Reed, Joe	74	29	39.2	316	58t	2	7	22.1
Snead, Norm	48	30	62.5	368	39t	2	1	91.3
Abramowicz, Dan	1	1	100.0	41	41	0	0	118.8
Spurrier, Steve	3	1	33.3	2	2	0	0	42.4
<b>49ERS</b>	<b>361</b>	<b>170</b>	<b>47.1</b>	<b>2,281</b>	<b>68t</b>	<b>15</b>	<b>28</b>	<b>49.2</b>
<b>OPPONENTS</b>	<b>339</b>	<b>178</b>	<b>52.5</b>	<b>2,178</b>	<b>64t</b>	<b>14</b>	<b>20</b>	<b>61.8</b>

Rookie Names in *Italic*

# SAN FRANCISCO 49ERS

## 1975 (5-9)

*Dick Nolan, Coach*

L	17	at Minnesota (48,418), S-21	27
L	14	Los Angeles Rams (55,072), S-28	23
W	20	at Kansas City (54,490), O-5	3
L	3	Atlanta (43,719), O-12	17
W	35	New Orleans (39,654), O-19	21
L	16	at New England (60,358), O-26	24
L	17	Detroit (42,683), N-2	28
W	24	at Los Angeles Rams (78,995), N-9	23
W	31	Chicago (41,319), N-16	3
W	16	at New Orleans (40,328), N-23	6
L	17	at Philadelphia (56,694), N-30	27
L	13	Houston (43,767), D-7	27
L	9	at Atlanta (38,501), D-14	31
L	23	New York Giants (33,939), D-21	26
<b>255</b>			<b>286</b>

### TEAM STATISTICS

	49ers	Opp
TOTAL FIRST DOWNS	240	253
By Rushing	86	102
By Passing	133	130
By Penalties	21	21
TOTAL NET YARDS	4,158	4,026
Net Yards Rushing	1,598	1,829
Net Yards Passing	2,560	2,197
TOTAL PLAYS FROM SCRIMMAGE	905	969
Rushes	422	518
Average Gain Per Rush	3.8	3.5
FORWARD PASSES ATTEMPTED	450	411
Number Completed	234	228
Per Cent Completed	52.0	55.5
Quarterback Sacks	33	40
Yards Lost	246	324
Passes Had Intercepted	19	11
Avg. Net Passing per Game	114.1	156.9
PUNTS	67	84
Total Yardage of Punts	2,804	3,536
Average Length	41.9	42.1
KICKOFF RETURNS	60	48
Total Yards Returned	1,372	1,061
Average Length of Return	22.9	22.1
PENALTIES	89	86
Yards Penalized	693	702
FUMBLES	44	34
Own Fumbles Recovered	19	18
Opponents' Fumbles Recovered	16	25
FIELD GOALS	14	17
Field Goals Attempted	28	22
TOTAL POINTS SCORED	255	286
Touchdowns Scored	31	34
Touchdowns Rushing	12	14
Touchdowns Passing	15	15
Touchdowns Returns	4	5
Extra Points	27	31
Field Goals	14	17
Safeties	0	0

### SCORING

	TDs	Ru	Pa	Int	Fu	KO	Pu	PAT	FG	S	Pts
Mike-Mayer, Steve	0	0	0	0	0	0	0	27/31	14/28	0	69
Washington, Gene	9	0	9	0	0	0	0	0/0	0/0	0	54
Schreiber, Larry	6	5	1	0	0	0	0	0/0	0/0	0	36
Williams, Delvin	4	3	1	0	0	0	0	0/0	0/0	0	24
Johnson, Sammy	3	3	0	0	0	0	0	0/0	0/0	0	18
Mitchell, Tom	3	0	3	0	0	0	0	0/0	0/0	0	18
Allen, Nate	1	0	0	1	0	0	0	0/0	0/0	0	6
Hart, Tommy	1	0	0	0	1	0	0	0/0	0/0	0	6
Holmes, Mike	1	0	1	0	0	0	0	0/0	0/0	0	6
McGill, Ralph	1	0	0	0	1	0	0	0/0	0/0	0	6
Snead, Norm	1	1	0	0	0	0	0	0/0	0/0	0	6
Washington, Dave*	1	0	0	0	0	1	0	0/0	0/0	0	6
<b>49ERS</b>	<b>31</b>	<b>12</b>	<b>15</b>	<b>1</b>	<b>2</b>	<b>0</b>	<b>1</b>	<b>27/31</b>	<b>14/28</b>	<b>0</b>	<b>255</b>
<b>OPPONENTS</b>	<b>34</b>	<b>14</b>	<b>15</b>	<b>0</b>	<b>4</b>	<b>0</b>	<b>1</b>	<b>31/34</b>	<b>17/22</b>	<b>0</b>	<b>286</b>

\*ret. blkd punt

	Att	Yds	Avg	LG	TD
<b>RUSHING</b>					
Williams, Delvin	117	631	5.4	52	3
Schreiber, Larry	134	337	2.5	15	5
Jackson, Wilbur	78	303	3.9	44	0
Johnson, Sammy	55	185	3.4	26t	3
Spurrier, Steve	15	91	6.7	14	0
Snead, Norm	9	30	3.3	10	1
Johnson, Kermit	4	25	6.3	19	0
Moore, Manfred	3	10	3.3	4	0
Beasley, Terry	1	5	5.0	5	0
Owen, Tom	1	1	1.0	1	0
Hayes, Bob	2	-2	-1.0	-1	0
Holmes, Mike	1	-4	-4.0	-4	0
Washington, Gene	1	-4	-4.0	-4	0
Wittum, Tom	1	-10	-10.0	-10	0
<b>49ERS</b>	<b>422</b>	<b>1,598</b>	<b>3.8</b>	<b>52</b>	<b>12</b>
<b>OPPONENTS</b>	<b>518</b>	<b>1,829</b>	<b>3.5</b>	<b>26t</b>	<b>14</b>

	No	Yds	Avg	LG	TD
<b>RECEIVING</b>					
Washington, Gene	44	735	16.7	68t	9
Schreiber, Larry	40	289	7.2	20	1
Williams, Delvin	34	370	10.9	30	1
Mitchell, Tom	25	366	14.6	60t	3
Johnson, Sammy	23	177	7.7	20	0
Beasley, Terry	20	297	14.9	28	0
Jackson, Wilbur	17	128	7.5	20	0
Holmes, Mike	16	220	13.8	25	1
Hayes, Bob	6	119	19.8	36	0
Larson, Bill	5	64	12.8	24	0
Wittum, Tom	2	29	14.5	18	0
Moore, Manfred	1	11	11.0	11	0
Fahnhorst, Keith	1	1	1.0	1	0
<b>49ERS</b>	<b>234</b>	<b>2,806</b>	<b>12.0</b>	<b>68t</b>	<b>15</b>
<b>OPPONENTS</b>	<b>228</b>	<b>2,521</b>	<b>11.1</b>	<b>65t</b>	<b>15</b>

	No	Yds	Avg	LG	TD
<b>INTERCEPTIONS</b>					
Taylor, Bruce	3	29	9.7	15	0
Vanderbundt, Skip	2	36	18.0	21	0
Johnson, Jimmy	2	0	0.0	0	0
Allen, Nate	1	37	37.0	37t	1
McGill, Ralph	1	27	27.0	27	0
Nunley, Frank	1	6	6.0	6	0
Phillips, Mel	1	3	3.0	3	0
<b>49ERS</b>	<b>11</b>	<b>138</b>	<b>12.6</b>	<b>37t</b>	<b>1</b>
<b>OPPONENTS</b>	<b>19</b>	<b>212</b>	<b>11.2</b>	<b>74</b>	<b>0</b>

	No	Yds	Avg	LG	TD
<b>KICKOFF RETURNS</b>					
Moore, Manfred	26	650	25.0	52	0
Johnson, Sammy	17	400	23.5	41	0
Johnson, Kermit	6	135	22.5	27	0
Baker, Wayne	4	45	11.3	15	0
Holmes, Mike	2	59	29.5	44	0
Hart, Jeff	2	28	14.0	14	0
Williams, Delvin	1	24	24.0	24	0
Hall, Windlan	1	18	18.0	18	0
Fahnhorst, Keith	1	13	13.0	13	0
<b>49ERS</b>	<b>60</b>	<b>1,372</b>	<b>22.9</b>	<b>52</b>	<b>0</b>
<b>OPPONENTS</b>	<b>48</b>	<b>1,061</b>	<b>22.1</b>	<b>50</b>	<b>0</b>

	No	FC	Yds	Avg	LG	TD
<b>PUNT RETURNS</b>						
Taylor, Bruce	16	1	166	10.4	66	0
Moore, Manfred	16	0	160	10.0	17	0
McGill, Ralph	31	0	290	9.4	34	0
<b>49ERS</b>	<b>63</b>	<b>1</b>	<b>616</b>	<b>9.8</b>	<b>66</b>	<b>0</b>
<b>OPPONENTS</b>	<b>43</b>	<b>1</b>	<b>490</b>	<b>11.4</b>	<b>76</b>	<b>0</b>

	No	Yds	Avg	LG	Blk
<b>PUNTING</b>					
Wittum, Tom	67	2,804	41.9	64	3
<b>49ERS</b>	<b>67</b>	<b>2,804</b>	<b>41.9</b>	<b>64</b>	<b>3</b>
<b>OPPONENTS</b>	<b>84</b>	<b>3,536</b>	<b>42.1</b>	<b>56</b>	<b>3</b>

	Att	Comp	Pct	Yds	LG	TD	Int	QB
<b>PASSING</b>								
Snead, Norm	189	108	57.1	1,337	60t	9	10	73.0
Spurrier, Steve	207	102	49.3	1,151	68t	5	7	60.3
Owens, Tom	51	24	47.1	318	24	1	2	57.5
Johnson, Sammy	2	0	0.0	0	0	0	0	39.6
Washington, Gene	1	0	0.0	0	0	0	0	39.6
<b>49ERS</b>	<b>450</b>	<b>234</b>	<b>52.0</b>	<b>2,806</b>	<b>68t</b>	<b>15</b>	<b>19</b>	<b>64.9</b>
<b>OPPONENTS</b>	<b>411</b>	<b>228</b>	<b>55.5</b>	<b>2,521</b>	<b>63t</b>	<b>15</b>	<b>11</b>	<b>74.9</b>

Rookie Names in Italic

# SAN FRANCISCO 49ERS

## 1976 (8-6)

Monte Clark, Coach

W	26	at Green Bay (54,628), S-12	14
L	12	Chicago (44,158), S-19	19
W	37	at Seattle (59,108), S-26	21
W	17	New York Jets (42,961), O-3	6
W	16	at Los Angeles Rams (84,483), MON/O-11	0
W	33	New Orleans (43,160), O-17	3
W	15	Atlanta (50,240), SUN/O-23	0
L	20	at St. Louis (50,365), O-31	(OT) 23
L	21	Washington (56,134), N-7	24
L	16	at Atlanta (20,058), N-14	21
L	3	Los Angeles Rams (57,909), N-21	23
W	20	Minnesota (56,775), MON/N-29	16
L	7	at San Diego (33,539), D-5	(OT) 13
W	27	at New Orleans (42,536), D-12	7
<b>270</b>			<b>190</b>

### TEAM STATISTICS

	49ers	Opp
TOTAL FIRST DOWNS	242	218
By Rushing	131	94
By Passing	91	102
By Penalties	20	22
TOTAL NET YARDS	4,085	3,562
Net Yards Rushing	2,447	1,786
Net Yards Passing	1,638	1,776
TOTAL PLAYS FROM SCRIMMAGE	916	922
Rushes	576	487
Average Gain Per Rush	4.3	3.7
FORWARD PASSES ATTEMPTED	306	374
Number Completed	155	180
Per Cent Completed	50.7	48.1
Quarterback Sacks	34	61
Yards Lost	325	573
Passes Had Intercepted	21	9
Avg. Net Passing per Game	117.0	126.9
PUNTS	91	108
Total Yardage of Punts	3,634	4,327
Average Length	39.9	40.1
KICKOFF RETURNS	38	46
Total Yards Returned	777	924
Average Length of Return	20.5	20.1
PENALTIES	102	94
Yards Penalized	848	906
FUMBLES	30	37
Own Fumbles Recovered	18	21
Opponents' Fumbles Recovered	16	12
FIELD GOALS	16	6
Field Goals Attempted	28	21
TOTAL POINTS SCORED	270	190
Touchdowns Scored	32	25
Touchdowns Rushing	14	10
Touchdowns Passing	15	13
Touchdowns Returns	3	2
Extra Points	26	20
Field Goals	16	6
Safeties	2	1

SCORING	TDs	Ru	Pa	Int	Fu	KO	Pu	PAT	FG	S	Pts
Mike-Mayer, Steve	0	0	0	0	0	0	0	26/30	16/28	0	74
Williams, Delvin	9	7	2	0	0	0	0	0/0	0/0	0	54
Washington, Gene	6	0	6	0	0	0	0	0/0	0/0	0	36
McGee, Willie	4	0	4	0	0	0	0	0/0	0/0	0	24
Bull, Scott	2	2	0	0	0	0	0	0/0	0/0	0	12
Jackson, Wilbur	2	1	1	0	0	0	0	0/0	0/0	0	12
Johnson, Sammy	2	2	0	0	0	0	0	0/0	0/0	0	12
Elam, Cleveland	1	0	0	0	1	0	0	0/0	0/0	0	6
Ferrell, Bob	1	1	0	0	0	0	0	0/0	0/0	0	6
Hofer, Paul	1	0	1	0	0	0	0	0/0	0/0	0	6
Johnson, Kermit	1	1	0	0	0	0	0	0/0	0/0	0	6
Leonard, Anthony	1	0	0	0	0	0	1	0/0	0/0	0	6
McGill, Ralph	1	0	0	0	0	0	1	0/0	0/0	0	6
Mitchell, Tom	1	0	1	0	0	0	0	0/0	0/0	0	6
Hart, Tommy	0	0	0	0	0	0	0	0/0	0/0	1	2
Team	0	0	0	0	0	0	0	0/0	0/0	1	2
<b>49ERS</b>	<b>32</b>	<b>14</b>	<b>15</b>	<b>0</b>	<b>1</b>	<b>0</b>	<b>2</b>	<b>26/30</b>	<b>16/28</b>	<b>2</b>	<b>270</b>
<b>OPPONENTS</b>	<b>25</b>	<b>10</b>	<b>13</b>	<b>2</b>	<b>0</b>	<b>0</b>	<b>0</b>	<b>20/24</b>	<b>6/21</b>	<b>1</b>	<b>190</b>

Rookie Names in Italic

RUSHING	Att	Yds	Avg	LG	TD
Williams, Delvin	248	1,203	4.9	80t	7
Jackson, Wilbur	200	792	4.0	24	1
Johnson, Kermit	32	99	3.1	16	1
Plunkett, Jim	19	95	5.0	12	0
Hofer, Paul	18	74	4.1	17	0
Bull, Scott	15	66	4.4	18	2
Johnson, Sammy	24	52	2.2	12	2
Ferrell, Bob	9	28	3.1	11	1
Domres, Marty	4	18	4.5	8	0
Lash, Jim	3	5	1.7	8	0
McGee, Willie	3	12	4.0	19	0
Washington, Gene	1	3	3.0	3	0
<b>49ERS</b>	<b>576</b>	<b>2,447</b>	<b>4.3</b>	<b>80t</b>	<b>14</b>
<b>OPPONENTS</b>	<b>487</b>	<b>1,786</b>	<b>3.7</b>	<b>29</b>	<b>10</b>

RECEIVING	No	Yds	Avg	LG	TD
Washington, Gene	33	457	13.8	55t	6
Jackson, Wilbur	33	324	9.8	32	1
Williams, Delvin	27	283	10.5	85t	2
Mitchell, Tom	20	240	12.0	27	1
McGee, Willie	13	269	20.7	52t	4
Lash, Jim	13	190	14.6	43	0
Johnson, Sammy	5	52	10.4	24	0
Hofer, Paul	4	45	11.3	13t	1
Harrison, Ken	3	65	21.7	41	0
Johnson, Kermit	1	11	11.0	11	0
Obradovich, Jim	1	11	11.0	11	0
Ferrell, Bob	1	9	9.0	9	0
Rivera, Steve	1	7	7.0	7	0
<b>49ERS</b>	<b>155</b>	<b>1,963</b>	<b>12.7</b>	<b>85t</b>	<b>15</b>
<b>OPPONENTS</b>	<b>180</b>	<b>2,349</b>	<b>13.1</b>	<b>77t</b>	<b>13</b>

INTERCEPTIONS	No	Yds	Avg	LG	TD
Rhodes, Bruce	3	42	14.0	30	0
Phillips, Mel	2	14	7.0	14	0
Vanderbundt, Skip	2	8	4.0	8	0
Johnson, Jimmy	1	17	17.0	17	0
Nunley, Frank	1	12	12.0	12	0
<b>49ERS</b>	<b>9</b>	<b>93</b>	<b>10.3</b>	<b>30</b>	<b>0</b>
<b>OPPONENTS</b>	<b>21</b>	<b>253</b>	<b>12.1</b>	<b>43</b>	<b>2</b>

KICKOFF RETURNS	No	Yds	Avg	LG	TD
Leonard, Anthony	26	553	21.3	39	0
Hofer, Paul	5	91	18.2	23	0
Johnson, Kermit	4	114	28.5	40	0
Mitchell, Tom	2	7	3.5	7	0
Ferrell, Bob	1	12	12.0	12	0
<b>49ERS</b>	<b>38</b>	<b>777</b>	<b>20.5</b>	<b>40</b>	<b>0</b>
<b>OPPONENTS</b>	<b>46</b>	<b>924</b>	<b>20.1</b>	<b>38</b>	<b>0</b>

PUNT RETURNS	No	FC	Yds	Avg	LG	TD
Rhodes, Bruce	16	2	142	8.9	22	0
Leonard, Anthony	35	5	293	8.4	60t	1
McGill, Ralph	10	1	103	10.3	50	1
Taylor, Bruce	3	1	16	5.3	11	0
Rivera, Steve	1	0	3	3.0	3	0
<b>49ERS</b>	<b>65</b>	<b>9</b>	<b>557</b>	<b>8.6</b>	<b>60t</b>	<b>2</b>
<b>OPPONENTS</b>	<b>52</b>	<b>2</b>	<b>351</b>	<b>6.8</b>	<b>25</b>	<b>0</b>

PUNTING	No	Yds	Avg	LG	Blk
Wittum, Tom	89	3,634	40.8	68	2
<b>49ERS</b>	<b>89</b>	<b>3,634</b>	<b>40.8</b>	<b>68</b>	<b>2</b>
<b>OPPONENTS</b>	<b>108</b>	<b>4,327</b>	<b>40.1</b>	<b>72</b>	<b>1</b>

PASSING	Att	Comp	Pct	Yds	LG	TD	Int	QB
Plunkett, Jim	243	126	51.9	1,592	85t	13	16	63.0
Domres, Marty	14	7	50.0	101	41	0	1	44.0
Bull, Scott	48	21	43.8	252	30	2	4	36.6
Williams, Delvin	1	1	100.0	18	18	0	0	118.8
<b>49ERS</b>	<b>306</b>	<b>155</b>	<b>50.7</b>	<b>1,963</b>	<b>85t</b>	<b>15</b>	<b>21</b>	<b>58.8</b>
<b>OPPONENTS</b>	<b>374</b>	<b>180</b>	<b>48.1</b>	<b>2,249</b>	<b>77t</b>	<b>13</b>	<b>9</b>	<b>68.8</b>

# SAN FRANCISCO 49ERS

## 1977 (5-9)

*Ken Meyer, Coach*

L	0	at Pittsburgh (48,046), <b>MON</b> /S-19	27
L	15	Miami (40,503), S-25	19
L	14	at Los Angeles Rams (55,466), O-2	34
L	0	Atlanta (38,009), O-9	7
L	17	at New York Giants (70,366), O-16	20
W	28	Detroit (39,392), O-23	7
W	20	Tampa Bay (34,750), O-30	10
W	10	at Atlanta (46,577), N-6	3
W	10	at New Orleans (41,564), N-13	(OT) 7
L	10	Los Angeles Rams (56,779), N-20	23
W	20	New Orleans (33,702), N-27	17
L	27	at Minnesota (40,745), D-4	28
L	35	Dallas (55,848), <b>MON</b> /D-12	42
L	14	at G.B. in Milwaukee (44,902), D-18	16
<b>220</b>			<b>260</b>

TEAM STATISTICS		49ers	Opp
TOTAL FIRST DOWNS		219	221
By Rushing		126	107
By Passing		81	94
By Penalties		12	20
TOTAL NET YARDS		3,594	3,457
Net Yards Rushing		2,086	1,869
Net Yards Passing		1,508	1,588
TOTAL PLAYS FROM SCRIMMAGE		877	863
Rushes		564	551
Average Gain Per Rush		3.7	3.4
FORWARD PASSES ATTEMPTED		277	270
Number Completed		136	139
Per Cent Completed		49.1	51.5
Quarterback Sacks		36	42
Yards Lost		289	360
Passes Had Intercepted		17	8
Avg. Net Passing per Game		107.7	113.4
PUNTS		80	86
Total Yardage of Punts		2,801	3,228
Average Length		35.0	37.5
KICKOFF RETURNS		49	48
Total Yards Returned		1,174	1,025
Average Length of Return		24.0	21.4
PENALTIES		99	96
Yards Penalized		830	820
FUMBLES		27	21
Own Fumbles Recovered		19	11
Opponents' Fumbles Recovered		10	8
FIELD GOALS		11	13
Field Goals Attempted		19	22
TOTAL POINTS SCORED		220	260
Touchdowns Scored		27	32
Touchdowns Rushing		16	16
Touchdowns Passing		9	14
Touchdowns Returns		2	2
Extra Points		25	29
Field Goals		11	13
Safeties		0	0

SCORING	TDs	Ru	Pa	Int	Fu	KO	Pu	PAT	FG	S	Pts
Williams, Delvin	9	7	2	0	0	0	0	0/0	0/0	0	54
Wersching, Ray	0	0	0	0	0	0	0	23/23	10/17	0	53
Jackson, Wilbur	7	7	0	0	0	0	0	0/0	0/0	0	42
Washington, Gene	5	0	5	0	0	0	0	0/0	0/0	0	30
Baldassin, Mike	1	0	0	0	0	0	1*	0/0	0/0	0	6
Ferrell, Bob	1	1	0	0	0	0	0	0/0	0/0	0	6
Harrison, Kenny	1	0	1	0	0	0	0	0/0	0/0	0	6
Plunkett, Jim	1	1	0	0	0	0	0	0/0	0/0	0	6
Seal, Paul	1	0	1	0	0	0	0	0/0	0/0	0	6
Williams, Dave	1	0	0	0	0	1	0	0/0	0/0	0	6
Wittum, Tom	0	0	0	0	0	0	0	2/4	1/2	0	5
<b>49ERS</b>	<b>27</b>	<b>16</b>	<b>9</b>	<b>0</b>	<b>0</b>	<b>1</b>	<b>1</b>	<b>25/27</b>	<b>11/19</b>	<b>0</b>	<b>220</b>
<b>OPPONENTS</b>	<b>32</b>	<b>16</b>	<b>14</b>	<b>1</b>	<b>0</b>	<b>1</b>	<b>0</b>	<b>29/32</b>	<b>13/22</b>	<b>0</b>	<b>260</b>

\*rcvrd blkd punt

RUSHING	Att	Yds	Avg	LG	TD
Williams, Delvin	268	931	3.5	40	7
Jackson, Wilbur	179	780	4.4	80	7
Ferrell, Bob	41	160	3.9	12	1
Hofer, Paul	34	106	3.1	10	0
Plunkett, Jim	28	71	2.5	9	1
Bull, Scott	5	20	4.0	8	0
Harrison, Kenny	6	15	2.5	15	0
Williams, Dave	2	6	3.0	6	0
McGee, Willie	1	-3	-3.0	-3	0
<b>49ERS</b>	<b>564</b>	<b>2,086</b>	<b>3.7</b>	<b>80</b>	<b>16</b>
<b>OPPONENTS</b>	<b>551</b>	<b>1,869</b>	<b>3.4</b>	<b>42t</b>	<b>16</b>

RECEIVING	No	Yds	Avg	LG	TD
Washington, Gene	32	638	19.9	47t	5
Jackson, Wilbur	22	169	7.7	24	0
Williams, Dave	20	179	9.0	17	2
Mitchell, Tom	19	226	11.9	31	0
Harrison, Ken	15	217	14.5	46	1
Seal, Paul	13	230	17.7	47t	1
Hofer, Paul	5	46	9.2	16	0
Lash, Jim	3	22	7.3	16	0
McGee, Willie	2	27	13.5	14	0
Obradovich, Jim	2	16	8.0	11	0
Ferrell, Bob	2	12	6.0	7	0
Cline, Tony	1	15	15.0	15	0
<b>49ERS</b>	<b>136</b>	<b>1,797</b>	<b>13.2</b>	<b>47t</b>	<b>9</b>
<b>OPPONENTS</b>	<b>139</b>	<b>1,948</b>	<b>14.0</b>	<b>73t</b>	<b>14</b>

INTERCEPTIONS	No	Yds	Avg	LG	TD
Washington, Dave	2	68	34.0	50	0
Phillips, Mel	2	23	11.5	23	0
McGill, Ralph	1	30	30.0	30	0
Harper, Willie	1	6	6.0	6	0
Vanderbundt, Skip	1	6	6.0	6	0
Leonard, Anthony	1	0	0.0	0	0
<b>49ERS</b>	<b>8</b>	<b>133</b>	<b>16.6</b>	<b>50</b>	<b>0</b>
<b>OPPONENTS</b>	<b>17</b>	<b>298</b>	<b>17.5</b>	<b>42</b>	<b>1</b>

KICKOFF RETURNS	No	Yds	Avg	LG	TD
Hofer, Paul	36	871	24.2	48	0
Williams, Delvin	4	122	30.5	80t	1
Jennings, Rick	3	60	20.0	24	0
Ferrell, Bob	3	35	11.7	17	0
Leonard, Anthony	1	68	68.0	68	0
Obradovich, Jim	1	9	9.0	9	0
Williams, Dave	1	9	9.0	9	0
<b>49ERS</b>	<b>49</b>	<b>1,174</b>	<b>24.0</b>	<b>80t</b>	<b>1</b>
<b>OPPONENTS</b>	<b>48</b>	<b>1,025</b>	<b>21.4</b>	<b>92t</b>	<b>1</b>

PUNT RETURNS	No	FC	Yds	Avg	LG	TD
Leonard, Anthony	22	2	154	7.0	19	0
Black, Stan	13	1	38	2.9	11	0
Jennings, Rick	7	1	32	4.6	13	0
Rivera, Steve	3	0	7	2.3	3	0
Williams, Dave	1	0	60	60.0	60	0
Elia, Bruce	1	0	1	1.0	1	0
Baldassin, Mike	1	1	0	0.0	0	0
<b>49ERS</b>	<b>48</b>	<b>5</b>	<b>292</b>	<b>6.1</b>	<b>60</b>	<b>0</b>
<b>OPPONENTS</b>	<b>47</b>	<b>6</b>	<b>444</b>	<b>9.5</b>	<b>63</b>	<b>0</b>

PUNTING	No	Yds	Avg	LG	Blk
Wittum, Tom	77	2,801	36.4	54	3
<b>49ERS</b>	<b>77</b>	<b>2,801</b>	<b>36.4</b>	<b>54</b>	<b>3</b>
<b>OPPONENTS</b>	<b>86</b>	<b>3,228</b>	<b>37.5</b>	<b>62</b>	<b>1</b>

PASSING	Att	Comp	Pct	Yds	LG	TD	Int	QB
Plunkett, Jim	248	128	51.6	1,693	47t	9	14	62.1
Bull, Scott	24	7	29.2	89	26	0	2	7.8
Wittum, Tom	3	1	33.3	15	15	0	0	50.7
Harrison, Kenny	1	0	0.0	0	0	0	0	39.6
Williams, Delvin	1	0	0.0	0	0	0	1	39.6
<b>49ERS</b>	<b>277</b>	<b>136</b>	<b>49.1</b>	<b>1,797</b>	<b>47t</b>	<b>9</b>	<b>17</b>	<b>55.3</b>
<b>OPPONENTS</b>	<b>270</b>	<b>139</b>	<b>51.5</b>	<b>1,948</b>	<b>73t</b>	<b>14</b>	<b>8</b>	<b>80.0</b>

Rookie Names in *Italic*

# SAN FRANCISCO 49ERS

## 1978 (2-14)

### Coach\*

L	7	at Cleveland (68,973), S-3	24
L	13	Chicago (49,502), S-10	16
L	19	at Houston (46,161), S-17	20
L	10	at New York Giants (71,536), S-24	27
W	28	Cincinnati (41,107), O-1	12
L	10	at Los Angeles Rams (59,337), O-8	27
L	7	New Orleans (37,671), O-15	14
L	17	Atlanta (34,133), O-22	20
L	20	at Washington (53,706), O-29	38
L	10	at Atlanta (55,468), N-5	21
L	10	St. Louis (33,155), N-12	16
L	28	Los Angeles Rams (45,022), N-19	31
L	7	Pittsburgh (51,657), <b>MON</b> /N-27	24
L	13	at New Orleans (50,068), D-3	24
W	6	Tampa Bay (30,931), D-10	3
L	14	at Detroit (56,674), D-17	33

219

350

\* Pete McCulley was fired after 9 games and Fred O'Connor was appointed his successor.

### TEAM STATISTICS

	49ers	Opp
TOTAL FIRST DOWNS	257	298
By Rushing	117	128
By Passing	106	133
By Penalties	34	37
TOTAL YARDS GAINED	4,047	5,024
By Rushing	2,091	2,365
By Passing	1,956	2,659
TOTAL PLAYS FROM SCRIMMAGE	1,062	1,097
Rushes	585	649
Average Gain Per Rush	3.6	3.6
NET YARDS PASSING	1,956	2,659
Passes Attempted	435	413
Passes Completed	190	219
Percent Completed	43.2	53.0
Had Intercepted	36	18
Times Sacked	42	35
Lost Attempting to Pass	350	289
PUNTS	97	87
Total Yardage of Punts	3,583	3,497
Average Length	39.6	40.2
KICKOFF RETURNS	73	47
Total Yards Returned	1,421	928
Average Length of Return	19.5	19.7
PENALTIES	115	154
Yards Penalized	930	1,301
FUMBLES	56	50
Own Fumbles Recovered	29	23
Opponents' Fumbles Recovered	27	27
FIELD GOALS	15	23
Field Goals Attempted	23	38
TOTAL POINTS SCORED	219	350
Touchdowns Scored	25	40
Touchdowns Rushing	14	17
Touchdowns Passing	9	20
Touchdown Returns	2	3
Extra Points	24	39
Safeties	0	1

### SCORING

	TDs	Ru	Pa	Int	Fu	KO	Pu	PAT	FG	S	Pts
Wersching, Ray	0	0	0	0	0	0	0	24/25	15/23	0	69
Hofer, Paul	7	7	0	0	0	0	0	0/0	0/0	0	42
Simpson, O.J.	3	1	2	0	0	0	0	0/0	0/0	0	18
Solomon, Freddie	3	1	2	0	0	0	0	0/0	0/0	0	18
Boykin, Greg	2	2	0	0	0	0	0	0/0	0/0	0	12
Seal, Paul	2	0	2	0	0	0	0	0/0	0/0	0	12
Boyd, Elmo	1	0	1	0	0	0	0	0/0	0/0	0	6
Bull, Scott	1	1	0	0	0	0	0	0/0	0/0	0	6
DeBerg, Steve	1	1	0	0	0	0	0	0/0	0/0	0	6
Ferrell, Bob	1	1	0	0	0	0	0	0/0	0/0	0	6
Leonard, Anthony	1	0	0	1	0	0	0	0/0	0/0	0	6
MacAfee, Ken	1	0	1	0	0	0	0	0/0	0/0	0	6
Steptoe, Jack	1	0	1	0	0	0	0	0/0	0/0	0	6
Williams, Dave	1	0	0	0	0	1	0	0/0	0/0	0	6
49ERS	25	14	9	1	0	1	0	24/25	15/23	0	219
OPPONENTS	40	17	20	1	1	0	1*	39/40	23/38	1	350

\*ret of blkd punt

Rookie Names in Italic

RUSHING	Att	Yds	Avg	LG	TD
Simpson, O.J.	161	593	3.7	34	1
Ferrell, Bob	125	471	3.8	20	1
Hofer, Paul	121	465	3.8	40	7
Boykin, Greg	102	361	3.5	23	2
Bull, Scott	29	100	3.5	15t	1
Solomon, Freddie	14	70	5.0	17	1
DeBerg, Steve	15	20	1.3	7	1
Williams, Dave	15	18	1.2	6	0
Carr, Earl	1	2	2.0	2	0
Elia, Bruce	1	0	0.0	0	0
Jones, Larry	1	-9	-9.0	-9	0
49ERS	585	2,091	3.6	40	14
OPPONENTS	649	2,365	3.6	39	17

RECEIVING	No	Yds	Avg	LG	TD
Solomon, Freddie	31	458	14.8	58t	2
MacAfee, Ken	22	205	9.3	22	1
Seal, Paul	21	370	17.6	41t	2
Simpson, O.J.	21	172	8.2	19	2
Boykin, Greg	19	112	5.9	22	0
Harrison, Ken	16	320	20.0	50	0
Ferrell, Bob	16	123	7.7	14	0
Hofer, Paul	12	170	14.2	46	0
LeCount, Terry	10	131	13.1	30	0
Williams, Dave	10	63	6.3	13	0
Boyd, Elmo	9	115	12.8	32	1
Steptoe, Jack	2	46	23.0	35t	1
Jones, Larry	1	21	21.0	21	0
49ERS	190	2,306	12.1	58t	9
OPPONENTS	219	2,948	13.5	71	20

INTERCEPTIONS	No	Yds	Avg	LG	TD
Crist, Chuck	6	159	26.5	32	0
Leonard, Anthony	4	44	11.0	30	1
Lewis, Eddie	3	17	5.7	11	0
Odom, Ricky	2	19	9.5	19	0
Roberson, Vern	1	31	31.0	31	0
Bunz, Dan	1	13	13.0	13	0
Nichols, Mark	1	0	0.0	0	0
49ERS	18	283	15.7	32	1
OPPONENTS	36	608	16.9	64	1

KICKOFF RETURNS	No	Yds	Avg	LG	TD
Williams, Dave	34	745	21.9	89t	1
Hofer, Paul	18	386	21.4	40	0
LeCount, Terry	5	91	18.2	23	0
Hughes, Ernie	4	53	22.8	17	0
Nichols, Mark	3	39	17.7	20	0
Boykin, Greg	3	37	13.0	25	0
Walker, Elliott	2	25	18.5	23	0
Downing, Walt	2	13	12.5	13	0
Ferrell, Bob	1	24	13.0	24	0
Quillan, Fred	1	8	24.0	8	0
49ERS	73	1,421	19.5	89t	1
OPPONENTS	47	928	19.7	36	0

PUNT RETURNS	No	FC	Yds	Avg	LG	TD
Steptoe, Jack	11	0	129	11.7	28	0
Jones, Larry	10	1	86	8.6	52	0
Solomon, Freddie	9	5	35	3.9	11	0
Shumann, Mike	8	1	40	5.0	36	0
Leonard, Anthony	8	5	26	3.3	14	0
Roberson, Vern	1	0	7	7.0	7	0
49ERS	47	12	323	6.9	52	0
OPPONENTS	46	16	356	7.7	44	0

PUNTING	No	Yds	Avg	TB	I-20	LG	Bik
Connell, Mike	96	3,583	37.3	10	15	59	1
49ERS	96	3,583	37.3	10	15	59	1
OPPONENTS	87	3,497	40.2	13	17	62	0

PASSING	Att	Comp	Pct	Yds	LG	TD	Int	QB
DeBerg, Steve	302	137	45.4	1,570	58t	8	22	40.0
Bull, Scott	121	48	39.7	651	48	1	11	22.4
Solomon, Freddie	10	5	30.0	85	30	0	1	22.9
Threadgill, Bruce	2	0	0.0	0	0	0	2	0.0
49ERS	435	190	43.7	2,306	58t	9	36	32.6
OPPONENTS	413	219	53.0	2,948	71	20	18	74.0



# SAN FRANCISCO 49ERS

## 1979 (2-14)

**Bill Walsh, Coach**

L	22	at Minnesota (46,539), S-2	28
L	13	Dallas (56,728), S-9	21
L	24	at Los Angeles Rams (44,303), S-16	27
L	21	New Orleans (39,727), S-23	30
L	9	at San Diego (50,893), S-30	31
L	24	Seattle (44,592), O-7	35
L	16	at New York Giants (70,352), O-14	32
W	20	Atlanta (33,952), O-21	15
L	27	Chicago (42,773), O-28	28
L	10	at Oakland Raiders (52,764), N-4	23
L	20	at New Orleans (65,551), N-11	31
L	28	Denver (42,910), N-18	38
L	20	Los Angeles Rams (49,282), N-25	26
L	10	at St. Louis (41,593), D-2	13
W	23	Tampa Bay (44,506), D-9	7
L	21	at Atlanta (37,211), D-16	31

**308**

**416**

### TEAM STATISTICS

	49ers	Opp
TOTAL FIRST DOWNS	336	326
By Rushing	120	136
By Passing	200	160
By Penalties	16	30
TOTAL YARDS GAINED	5,573	5,393
By Rushing	1,932	2,213
By Passing	3,641	3,180
TOTAL PLAYS FROM SCRIMMAGE	1,099	1,014
Rushes	480	544
Average Gain Per Rush	4.0	4.1
NET YARDS PASSING	3,641	3,180
Passes Attempted	602	441
Passes Completed	361	262
Percent Completed	60.0	59.4
Had Intercepted	21	15
Times Sacked	17	29
Lost Attempting to Pass	119	227
PUNTS	72	74
Total Yardage of Punts	2,626	2,817
Average Length	36.5	38.1
KICKOFF RETURNS	75	68
Total Yards Returned	1,538	1,367
Average Length of Return	20.5	20.1
PENALTIES	95	119
Yards Penalized	853	858
FUMBLES	37	33
Own Fumbles Recovered	19	15
Opponents' Fumbles Recovered	18	18
FIELD GOALS	20	14
Field Goals Attempted	24	17
TOTAL POINTS SCORED	308	416
Touchdowns Scored	36	54
Touchdowns Rushing	17	24
Touchdowns Passing	18	25
Touchdown Returns	1	5
Extra Points	32	46
Safeties	0	2

### SCORING

	TDs	Ru	Pa	Int	Fu	KO	Pu	PAT	FG	S	Pts
Wersching, Ray	0	0	0	0	0	0	0	32/35	20/24	0	92
Hofer, Paul	9	7	2	0	0	0	0	0/0	0/0	0	54
Solomon, Freddie	8	1	7	0	0	0	0	0/0	0/0	0	48
MacAfee, Ken	4	0	4	0	0	0	0	0/0	0/0	0	24
Shumann, Mike	4	0	4	0	0	0	0	0/0	0/0	0	24
Elliott, Lenvil	3	3	0	0	0	0	0	0/0	0/0	0	18
Simpson, O.J.	3	3	0	0	0	0	0	0/0	0/0	0	18
Jackson, Wilbur	2	2	0	0	0	0	0	0/0	0/0	0	12
Bruer, Bob	1	0	1	0	0	0	0	0/0	0/0	0	6
Francis, Phil	1	1	0	0	0	0	0	0/0	0/0	0	6
Owens, James	1	0	0	0	0	1	0	0/0	0/0	0	6
+Montana, Joe	0	0	0	0	0	0	0	0/1	0/0	0	0
<b>49ERS</b>	<b>36</b>	<b>17</b>	<b>18</b>	<b>0</b>	<b>0</b>	<b>1</b>	<b>0</b>	<b>32/36</b>	<b>20/24</b>	<b>0</b>	<b>308</b>
<b>OPPONENTS**</b>	<b>54</b>	<b>24</b>	<b>25</b>	<b>1</b>	<b>2</b>	<b>0</b>	<b>1*</b>	<b>46/54</b>	<b>14/17</b>	<b>2</b>	<b>416</b>

\*ret. of blkd punt \*\*had one ret. of blkd FGA

+ incomplete pass on PAT attempt

Rookie Names in *Italic*

RUSHING	Att	Yds	Avg	LG	TD
Hofer, Paul	123	615	5.0	47	7
Simpson, O.J.	120	460	3.8	22	3
Jackson, Wilbur	114	375	3.3	16	2
Elliott, Lenvil	33	135	4.1	12	3
Francis, Phil	31	118	3.8	16	1
Solomon, Freddie	6	85	14.2	56t	1
Owens, James	8	52	6.5	19	0
Ferrell, Bob	8	33	4.1	8	0
Hogan, Mike	9	31	3.4	6	0
Montana, Joe	3	22	7.3	13	0
DeBerg, Steve	17	10	0.6	8	0
Melville, Dan	3	0	0.0	0	0
Bruer, Bob	5	-4	-0.8	6	0
<b>49ERS</b>	<b>480</b>	<b>1,932</b>	<b>4.0</b>	<b>56t</b>	<b>17</b>
<b>OPPONENTS</b>	<b>544</b>	<b>2,213</b>	<b>4.1</b>	<b>38</b>	<b>24</b>

RECEIVING	No	Yds	Avg	LG	TD
Hofer, Paul	58	662	11.4	44	2
Solomon, Freddie	57	807	14.2	44t	7
Jackson, Wilbur	53	422	8.0	34	0
Shumann, Mike	39	452	11.6	39	4
Francis, Phil	32	198	6.2	19	0
Bruer, Bob	26	254	9.8	19	1
MacAfee, Ken	24	266	11.1	50	4
Elliott, Lenvil	23	197	8.6	30	0
Clark, Dwight	18	232	12.9	30	0
Owens, James	10	121	12.1	17	0
Hogan, Mike	9	65	7.2	17	0
Simpson, O.J.	7	46	6.6	14	0
Seal, Paul	3	34	11.3	14	0
Ferrell, Bob	2	4	2.0	3	0
<b>49ERS</b>	<b>361</b>	<b>3,760</b>	<b>10.4</b>	<b>50</b>	<b>18</b>
<b>OPPONENTS</b>	<b>262</b>	<b>3,407</b>	<b>13.0</b>	<b>85</b>	<b>25</b>

INTERCEPTIONS	No	Yds	Avg	LG	TD
Hicks, Dwight	5	57	11.4	29	0
Williams, Gerard	4	38	9.5	22	0
Cornelius, Charles	3	54	18.0	54	0
Gray, Tim	1	20	20.0	20	0
Bunz, Dan	1	2	2.0	2	0
Morgan, Melvin	1	0	0.0	13	0
<b>49ERS</b>	<b>15</b>	<b>171</b>	<b>11.4</b>	<b>54</b>	<b>0</b>
<b>OPPONENTS</b>	<b>21</b>	<b>355</b>	<b>16.9</b>	<b>91t</b>	<b>2</b>

KICKOFF RETURNS	No	Yds	Avg	LG	TD
Owens, James	41	1,002	24.4	85t	1
Elliott, Lenvil	9	170	18.9	33	0
Hofer, Paul	8	124	15.5	23	0
Francis, Phil	7	103	14.7	23	0
Ferrell, Bob	6	78	13.0	18	0
Hicks, Dwight	2	36	18.0	19	0
Bruer, Bob	1	20	20.0	20	0
Barrett, Jean	1	5	5.0	5	0
<b>49ERS</b>	<b>75</b>	<b>1,538</b>	<b>20.5</b>	<b>85t</b>	<b>1</b>
<b>OPPONENTS</b>	<b>68</b>	<b>1,367</b>	<b>20.1</b>	<b>70</b>	<b>0</b>

PUNT RETURNS	No	FC	Yds	Avg	LG	TD
Solomon, Freddie	23	2	142	6.2	14	0
Hicks, Dwight	13	3	120	9.2	33	0
Dungy, Tony	8	3	52	6.5	11	0
<b>49ERS</b>	<b>44</b>	<b>8</b>	<b>314</b>	<b>7.1</b>	<b>33</b>	<b>0</b>
<b>OPPONENTS</b>	<b>37</b>	<b>7</b>	<b>262</b>	<b>7.1</b>	<b>44</b>	<b>0</b>

PUNTING	No	Yds	Avg	TB	I-20	LG	Bk
Melville, Dan	71	2,626	37.0	10	15	53	1
<b>49ERS</b>	<b>71</b>	<b>2,626</b>	<b>37.0</b>	<b>10</b>	<b>15</b>	<b>53</b>	<b>1</b>
<b>OPPONENTS</b>	<b>74</b>	<b>2,817</b>	<b>38.1</b>	<b>6</b>	<b>14</b>	<b>63</b>	<b>0</b>

PASSING	Att	Comp	Pct	Yds	LG	TD	Int	QB
DeBerg, Steve	578	347	60.0	3,652	50	17	21	73.1
Montana, Joe	23	13	56.5	96	18	1	0	81.1
Solomon, Freddie	1	1	100.0	12	12	0	0	116.7
<b>49ERS</b>	<b>602</b>	<b>361</b>	<b>60.0</b>	<b>3,760</b>	<b>50</b>	<b>18</b>	<b>21</b>	<b>73.5</b>
<b>OPPONENTS</b>	<b>441</b>	<b>262</b>	<b>59.4</b>	<b>3,407</b>	<b>85</b>	<b>25</b>	<b>15</b>	<b>88.5</b>

# SAN FRANCISCO 49ERS

## 1980 (6-10)

*Bill Walsh, Coach*

W	26	at New Orleans (58,621), S-7	23
W	24	St. Louis (49,999), S-14	(OT) 21
W	37	at New York Jets (50,608), S-21	27
L	17	Atlanta (56,518), S-28	20
L	26	at Los Angeles Rams (62,188), O-5	48
L	14	at Dallas (63,399), O-12	59
L	17	Los Angeles Rams (55,360), O-19	31
L	23	Tampa Bay (51,925), O-26	24
L	13	at Detroit (78,845), N-2	17
L	16	at G.B. in Milwaukee (54,475), N-9	23
L	13	at Miami (45,135), N-16	17
W	12	New York Giants (38,574), N-23	0
W	21	New England (45,254), N-30	17
W	38	New Orleans (37,949), D-7	(OT) 35
L	10	at Atlanta (55,767), D-14	35
L	13	Buffalo (37,476), D-21	18
<b>320</b>			<b>415</b>

### TEAM STATISTICS

	49ers	Opp
TOTAL FIRST DOWNS	298	341
By Rushing	105	137
By Passing	171	185
By Penalties	22	19
TOTAL YARDS GAINED	5,320	5,969
By Rushing	1,743	2,218
By Passing	3,577	3,751
TOTAL PLAYS FROM SCRIMMAGE	1,042	556
Rushes	415	556
Average Gain Per Rush	4.2	4.0
NET YARDS PASSING	3,577	3,751
Passes Attempted	597	495
Passes Completed	363	327
Percent Completed	60.8	66.1
Had Intercepted	26	17
Times Sacked	30	31
Lost Attempting to Pass	222	207
PUNTS	77	67
Total Yardage of Punts	3,152	2,560
Average Length	40.9	38.2
KICKOFF RETURNS	75	58
Total Yards Returned	1,385	1,203
Average Length of Return	18.5	20.7
PENALTIES	109	92
Yards Penalized	933	286
FUMBLES	39	34
Own Fumbles Recovered	25	17
Opponents' Fumbles Recovered	17	14
FIELD GOALS	15	17
Field Goals Attempted	19	26
TOTAL POINTS SCORED	320	415
Touchdowns Scored	40	52
Touchdowns Rushing	10	20
Touchdowns Passing	27	29
Touchdown Returns	3	3
Extra Points	33	50
Safeties	1	1

### SCORING

	TDs	Ru	Pa	Int	Fu	KO	Pu	PAT	FG	S	Pts
Wersching, Ray	0	0	0	0	0	0	0	33/39	15/19	0	78
Solomon, Freddie	10	0	8	0	0	0	2	0/0	0/0	0	60
Cooper, Earl	9	5	4	0	0	0	0	0/0	0/0	0	54
Clark, Dwight	8	0	8	0	0	0	0	0/0	0/0	0	48
Elliott, Lenvil	3	2	1	0	0	0	0	0/0	0/0	0	18
Hofer, Paul	3	1	2	0	0	0	0	0/0	0/0	0	18
Montana, Joe	2	2	0	0	0	0	0	0/0	0/0	0	12
Ramson, Eason	2	0	2	0	0	0	0	0/0	0/0	0	12
Young, Charle	2	0	2	0	0	0	0	0/0	0/0	0	12
Owens, James	1	0	0	0	0	1	0	0/0	0/0	0	6
Stuckey, Jim	0	0	0	0	0	0	0	0/0	0/0	1	2
<b>49ERS</b>	<b>40</b>	<b>10</b>	<b>27</b>	<b>0</b>	<b>0</b>	<b>1</b>	<b>2</b>	<b>33/39</b>	<b>15/19</b>	<b>1</b>	<b>320</b>
<b>OPPONENTS</b>	<b>52</b>	<b>20</b>	<b>29</b>	<b>2</b>	<b>1</b>	<b>0</b>	<b>0</b>	<b>50/52</b>	<b>17/26</b>	<b>0</b>	<b>415</b>

### RUSHING

	Att	Yds	Avg	LG	TD
Cooper, Earl	171	720	4.2	47	5
Elliott, Lenvil	76	341	4.5	20	2
Hofer, Paul	60	293	4.9	26t	1
Woods, Don	50	229	4.6	23	0
Montana, Joe	32	77	2.4	11	2
Solomon, Freddie	8	56	7.0	11	0
Francis, Phil	7	36	5.1	14	0
DeBerg, Steve	6	4	0.7	7	0
Patton, Ricky	1	1	1.0	1	0
Ramson, Eason	2	-2	-1.0	4	0
Miller, Jim	2	-12	-6.0	0	0
<b>49ERS</b>	<b>415</b>	<b>1,743</b>	<b>4.2</b>	<b>47</b>	<b>10</b>
<b>OPPONENTS</b>	<b>556</b>	<b>2,218</b>	<b>4.0</b>	<b>48</b>	<b>20</b>

### RECEIVING

	No	Yds	Avg	LG	TD
Cooper, Earl	83	567	6.8	66t	4
Clark, Dwight	82	991	12.1	71t	8
Solomon Freddie	48	658	13.7	93t	8
Hofer, Paul	41	467	11.4	28	2
Young, Charle	29	325	11.2	41	2
Elliott, Lenvil	27	285	10.6	45t	1
Ramson, Eason	21	179	8.5	22	2
Woods, Don	20	171	8.6	23	0
Owens, James	9	133	14.8	29	0
Francis, Phil	3	23	7.7	15	0
<b>49ERS</b>	<b>363</b>	<b>3,799</b>	<b>10.5</b>	<b>93t</b>	<b>27</b>
<b>OPPONENTS</b>	<b>327</b>	<b>3,958</b>	<b>12.1</b>	<b>81t</b>	<b>29</b>

### INTERCEPTIONS

	No	Yds	Avg	LG	TD
Hicks, Dwight	4	73	18.3	44	0
Churchman, Ricky	4	7	1.8	7	0
Leopold, Bobby	2	23	11.5	13	0
Turner, Keena	2	15	7.5	11	0
Williams, Gerard	1	28	28.0	28	0
Rhodes, Ray	1	25	25.0	25	0
Johnson, Charles	1	15	15.0	15	0
Puki, Craig	1	0	0.0	0	0
Tautolo, Terry	1	0	0.0	0	0
<b>49ERS</b>	<b>17</b>	<b>186</b>	<b>10.9</b>	<b>44</b>	<b>0</b>
<b>OPPONENTS</b>	<b>26</b>	<b>319</b>	<b>12.3</b>	<b>48</b>	<b>2</b>

### KICKOFF RETURNS

	No	Yds	Avg	LG	TD
Owens, James	31	726	23.4	101t	1
Elliott, Lenvil	18	321	17.8	32	0
Anderson, Terry	6	104	17.3	22	0
Solomon, Freddie	5	60	12.0	32	0
Francis, Phil	4	61	15.3	32	0
Patton, Ricky	4	43	10.8	19	0
Johnson, Charles	2	10	5.0	22	0
Ramson, Eason	1	18	1.8	18	0
Tautolo, Terry	1	16	16.0	16	0
Young, Charle	1	14	14.0	14	0
Hughes, Ernie	1	10	10.0	10	0
Hofer, Paul	1	2	2.0	2	0
<b>49ERS</b>	<b>75</b>	<b>1,385</b>	<b>18.5</b>	<b>101t</b>	<b>1</b>
<b>OPPONENTS</b>	<b>58</b>	<b>1,203</b>	<b>20.7</b>	<b>52</b>	<b>0</b>

### PUNT RETURNS

	No	FC	Yds	Avg	LG	TD
Solomon, Freddie	27	3	298	11.0	57t	2
Hicks, Dwight	12	3	58	4.8	10	0
Robinson, Jimmy	3	0	36	12.0	21	0
Churchman, Ricky	2	0	16	8.0	13	0
Ferrell, Bob	1	0	1	1.0	1	0
<b>49ERS</b>	<b>45</b>	<b>6</b>	<b>409</b>	<b>9.1</b>	<b>57t</b>	<b>2</b>
<b>OPPONENTS</b>	<b>48</b>	<b>11</b>	<b>530</b>	<b>11.0</b>	<b>43</b>	<b>0</b>

### PUNTING

	No	Yds	Avg	TB	I-20	LG	Bik
Miller, Jim	77	3,152	40.9	5	11	65	0
<b>49ERS</b>	<b>77</b>	<b>3,152</b>	<b>40.9</b>	<b>5</b>	<b>11</b>	<b>65</b>	<b>0</b>
<b>OPPONENTS</b>	<b>67</b>	<b>2,560</b>	<b>38.2</b>	<b>6</b>	<b>10</b>	<b>64</b>	<b>0</b>

### PASSING

	Att	Comp	Pct	Yds	LG	TD	Int	QB
Montana, Joe	273	176	64.5	1,795	71t	15	9	87.8
DeBerg, Steve	321	186	57.9	1,998	93t	12	17	66.7
Solomon, Freddie	1	0	0.0	0	0	0	0	39.6
Woods, Don	2	1	50.0	6	6	0	0	56.3
<b>49ERS</b>	<b>597</b>	<b>363</b>	<b>60.8</b>	<b>3,799</b>	<b>93t</b>	<b>27</b>	<b>26</b>	<b>76.2</b>
<b>OPPONENTS</b>	<b>495</b>	<b>327</b>	<b>66.1</b>	<b>3,958</b>	<b>81t</b>	<b>29</b>	<b>17</b>	<b>95.7</b>

Rookie Names in Italic

# SAN FRANCISCO 49ERS

## 1981 (13-3/16-3)

**NFC West Champions – World Champions**

**Bill Walsh, Coach**

L	17	at Detroit (62,123), S–6	24
W	28	Chicago (49,520), S–13	17
L	17	at Atlanta (56,653), S–20	34
W	21	New Orleans (44,433), S–27	14
W	30	at Washington (51,843), O–4	17
W	45	Dallas (57,574), O–11	14
W	13	at G.B. in Milwaukee (50,171), O–18	3
W	20	Los Angeles Rams (59,190), O–25	17
W	17	at Pittsburgh (52,878), N–1	14
W	17	Atlanta (59,127), N–8	14
L	12	Cleveland (52,445), N–15	15
W	33	at Los Angeles Rams (63,456), N–22	31
W	17	New York Giants (57,186), N–29	10
W	21	at Cincinnati (56,796), D–6	3
W	28	Houston (55,707), D–13	6
W	21	at New Orleans (43,639), D–20	17
<b>357</b>			<b>250</b>

### NFC PLAYOFF - JAN. 3

		(at San Francisco – Candlestick Park)	
W	38	New York Giants (58,360)	24

### NFC CHAMPIONSHIP - JAN. 10

		(at San Francisco – Candlestick Park)	
W	28	Dallas (60,525)	27

### SUPER BOWL XVI - JAN. 24

		(at Pontiac, Michigan – Silverdome)	
W	26	Cincinnati (81,270)	21

TEAM STATISTICS		49ers	Opp
TOTAL FIRST DOWNS		317	280
By Rushing		110	113
By Passing		183	144
By Penalties		24	23
TOTAL YARDS GAINED		5,484	4,763
By Rushing		1,941	1,918
By Passing		3,543	2,845
TOTAL PLAYS FROM SCRIMMAGE		1,106	1,014
Rushes		560	464
Average Gain Per Rush		3.5	4.1
NET YARDS PASSING		3,543	2,845
Passes Attempted		517	514
Passes Completed		328	273
Percent Completed		63.4	53.1
Had Intercepted		13	27
Times Sacked		29	36
Lost Attempting to Pass		223	290
PUNTS		93	83
Total Yardage of Punts		3,858	3,433
Average Length		41.5	41.4
KICKOFF RETURNS		45	67
Total Yards Returned		909	1,389
Average Length of Return		20.2	20.7
PENALTIES		92	108
Yards Penalized		752	866
FUMBLES		26	36
Own Fumbles Recovered		14	15
Opponents' Fumbles Recovered		21	12
FIELD GOALS		19	13
Field Goals Attempted		29	23
TOTAL POINTS SCORED		357	250
Touchdowns Scored		43	30
Touchdowns Rushing		17	10
Touchdowns Passing		20	16
Touchdown Returns		6	4
Extra Points		42	29
Safeties		0	1

SCORING	TDs	Ru	Pa	Int	Fu	KO	Pu	PAT	FG	S	Pts
Wersching, Ray	0	0	0	0	0	0	0	30/30	17/23	0	81
Solomon, Freddie	8	0	8	0	0	0	0	0/0	0/0	0	48
Davis, Johnny	7	7	0	0	0	0	0	0/0	0/0	0	42
Patton, Ricky	5	4	1	0	0	0	0	0/0	0/0	0	30
Young, Charle	5	0	5	0	0	0	0	0/0	0/0	0	30
Clark, Dwight	4	0	4	0	0	0	0	0/0	0/0	0	24
Bahr, Matt	0	0	0	0	0	0	0	12/12	2/6	0	18
Lott, Ronnie	3	0	0	3	0	0	0	0/0	0/0	0	18
Hicks, Dwight	2	0	0	1	1	0	0	0/0	0/0	0	12
Lawrence, Amos	2	1	0	0	0	1	0	0/0	0/0	0	12

Rookie Names in Italic

(continued)

SCORING	TDs	Ru	Pa	Int	Fu	KO	Pu	PAT	FG	S	Pts	
Montana, Joe	2	2	0	0	0	0	0	0/0	0/0	0	12	
Cooper, Earl	1	1	0	0	0	0	0	0/0	0/0	0	6	
Easley, Walt	1	1	0	0	0	0	0	0/0	0/0	0	6	
Hofer, Paul	1	1	0	0	0	0	0	0/0	0/0	0	6	
Ring, Bill	1	0	1	0	0	0	0	0/0	0/0	0	6	
Wilson, Mike	1	0	1	0	0	0	0	0/0	0/0	0	6	
49ERS	43	17	20	4	1	1	0	42/42	19/29	0	357	
OPPONENTS	30	10	16	2	1	0	1	29/30	13/23	0	250	
RUSHING		Att			Yds			Avg	LG		TD	
Patton, Ricky		152			543			3.6	28		4	
Cooper, Earl		98			330			3.4	23		1	
Davis, Johnny		94			297			3.2	14		7	
Easley, Walt		76			224			2.9	9		1	
Hofer, Paul		60			193			3.2	12		1	
Ring, Bill		22			106			4.8	16		0	
Montana, Joe		25			95			3.8	20t		2	
Lawrence, Amos		13			48			3.7	14		1	
Solomon, Freddie		9			43			4.8	16		0	
Clark, Dwight		3			32			10.7	18		0	
Elliott, Lenvil		7			29			4.1	9		0	
Benjamin, Guy		1			1			1.0	1		0	
49ERS	560				1,941			3.5	28		17	
OPPONENTS	464				1,918			4.1	29		10	
RECEIVING		No			Yds			Avg	LG		TD	
Clark, Dwight		85			1,105			13.0	78t		4	
Solomon, Freddie		59			969			16.4	60t		8	
Cooper, Earl		51			477			9.4	50		0	
Young, Charle		37			400			10.8	29		5	
Hofer, Paul		27			244			9.0	22		0	
Patton, Ricky		27			195			7.2	31t		1	
Wilson, Michael		9			125			13.9	27t		1	
Easley, Walt		9			62			6.9	21		0	
Elliott, Lenvil		7			81			11.6	19		0	
Ramson, Eason		4			45			11.3	16		0	
Ring, Bill		3			28			9.3	21		1	
Shumann, Mike		3			21			7.0	8		0	
Lawrence, Amos		3			10			3.3	5		0	
Davis, Johnny		3			−1			−0.3	3		0	
Peets, Brian		1			5			5.0	5		0	
49ERS	328				3,766			11.5	78t		20	
OPPONENTS	273				3,135			11.5	67		16	
INTERCEPTIONS		No			Yds			Avg	LG		TD	
Hicks, Dwight		9			239			26.6	72		1	
Lott, Ronnie		7			117			16.7	41t		3	
Williamson, Carlton		4			44			11.0	28		0	
Wright, Eric		3			26			8.7	26		0	
McColl, Milt		1			22			22.0	22		0	
Reynolds, Jack		1			0			0.0	0		0	
Martin, Saladin		1			0			0.0	0		0	
Turner, Keena		1			0			0.0	0		0	
49ERS	27				448			16.6	72		4	
OPPONENTS	13				297			22.9	101t		2	
KICKOFF RETURNS		No			Yds			Avg	LG		TD	
Lawrence, Amos		17			437			25.7	92t		1	
Ring, Bill		10			217			21.7	29		0	
Lott, Ronnie		7			111			15.9	20		0	
Wilson, Mike		4			67			16.8	22		0	
Jones, Arrington		3			43			14.3	22		0	
Hicks, Dwight		1			22			22.0	22		0	
Ramson, Eason		1			12			12.0	12		0	
Patton, Ricky		1			0			0.0	0		0	
Davis, Johnny		1			0			0.0	0		0	
49ERS	45				909			20.2	92t		1	
OPPONENTS	67				1,389			20.7	55		0	
PUNT RETURNS		No			FC			Yds	Avg	LG	TD	
Solomon, Freddie		29			6			173	6.0	19	0	
Hicks, Dwight		19			4			171	9.0	39	0	
49ERS	48				10			344	7.2	39	0	
OPPONENTS	57				8			664	11.7	58t	1	
PUNTING		No			Yds			Avg	TB	I-20	LG	Blk
Miller, Jim		93			3,858			41.5	15	14	65	0
49ERS		93			3,858			41.5	15	14	65	0
OPPONENTS		83			3,433			41.4	5	17	66	0
PASSING		Att	Comp		Pct			Yds	LG	TD	Int	QB
Montana, Joe	488		311		63.7			3,565	78t	19	12	88.4
Benjamin, Guy	26		15		57.7			171	27	1	1	74.4
Easley, Walt		1	1		100.0			5	5	0	0	87.5
Solomon, Freddie	1		1		100.0			25	25	0	0	118.8
Clark, Dwight	1		0		0.0			0	0	0	0	39.6
49ERS	517		328		63.4			3,766	78t	20	13	87.7
OPPONENTS	514		273		53.1			3,135	67	16	27	60.2

# SAN FRANCISCO 49ERS

## 1982 (3-6)

*Bill Walsh, Coach*

L	17	Los Angeles Raiders (59,748), S-12	23
L	21	at Denver (73,899), S-19	24
W	31	at St. Louis (38,064), N-21	20
L	20	New Orleans (51,611), N-28	23
W	30	at Los Angeles Rams (58,574), <b>THU/D</b> -2	24
L	37	San Diego (51,988), <b>SAT/D</b> -11	41
L	7	Atlanta (53,234), <b>SUN/D</b> -19	17
W	26	at Kansas City (24,319), D-26	13
L	20	Los Angeles Rams (54,256), J-2	21

209

206

### TEAM STATISTICS

	49ers	Opp
TOTAL FIRST DOWNS	183	170
By Rushing	49	71
By Passing	121	88
By Penalties	13	11
TOTAL YARDS GAINED	3,242	3,035
By Rushing	740	1,199
By Passing	2,502	1,836
TOTAL PLAYS FROM SCRIMMAGE	587	596
Rushes	219	303
Average Gain Per Rush	3.4	4.0
NET YARDS PASSING	2,502	1,836
Passes Attempted	348	278
Passes Completed	215	158
Percent Completed	61.8	56.8
Had Intercepted	11	9
Times Sacked	20	15
Lost Attempting to Pass	166	113
PUNTS	45	50
Total Yardage of Punts	1,676	2,134
Average Length	37.2	42.7
KICKOFF RETURNS	36	40
Total Yards Returned	742	847
Average Length of Return	20.6	21.4
PENALTIES	45	58
Yards Penalized	451	542
FUMBLES	17	14
Own Fumbles Recovered	7	4
Opponents' Fumbles Recovered	10	10
FIELD GOALS	12	13
Field Goals Attempted	17	19
TOTAL POINTS SCORED	209	206
Touchdowns Scored	25	24
Touchdowns Rushing	6	9
Touchdowns Passing	17	14
Touchdown Returns	2	1
Extra Points	23	23
Safeties	0	0
AVG. TIME OF POSSESSION	28:31	31:29

### SCORING

	TDs	Ru	Pa	Int	Fu	KO	Pu	PAT	FG	S	Pts
Wersching, Ray	0	0	0	0	0	0	0	23/25	12/17	0	59
Moore, Jeff	8	4	4	0	0	0	0	0/0	0/0	0	48
Clark, Dwight	5	0	5	0	0	0	0	0/0	0/0	0	30
Solomon, Freddie	3	0	3	0	0	0	0	0/0	0/0	0	18
Francis, Russ	2	0	2	0	0	0	0	0/0	0/0	0	12
Cooper, Earl	1	0	1	0	0	0	0	0/0	0/0	0	6
Lott, Ronnie	1	0	0	1	0	0	0	0/0	0/0	0	6
McLemore, Dana	1	0	0	0	0	0	1	0/0	0/0	0	6
Montana, Joe	1	1	0	0	0	0	0	0/0	0/0	0	6
Nehemiah, Renaldo	1	0	1	0	0	0	0	0/0	0/0	0	6
Ring, Bill	1	1	0	0	0	0	0	0/0	0/0	0	6
Wilson, Mike	1	0	1	0	0	0	0	0/0	0/0	0	6
49ERS	25	6	17	1	0	0	1	23/25	12/17	0	209
OPPONENTS	24	9	14	0	0	0	1	23/24	13/19	0	206

RUSHING	Att	Yds	Avg	LG	TD
Moore, Jeff	85	281	3.3	19	4
Ring, Bill	48	183	3.8	11	1
Montana, Joe	30	118	3.9	21	1
Cooper, Earl	24	77	3.2	9	0
Williams, Vince	20	68	3.4	12	0
Easley, Walt	5	11	2.2	5	0
Lawrence, Amos	5	7	1.4	4	0
Nehemiah, Renaldo	1	-1	-1.0	-1	0
Solomon, Freddie	1	-4	-4.0	-4	0
49ERS	219	740	3.4	21	6
OPPONENTS	303	1,199	4.0	54	9

RECEIVING	No	Yds	Avg	LG	TD
Clark, Dwight	60	913	15.2	51	5
Moore, Jeff	37	405	11.0	55	4
Francis, Russ	23	278	12.1	26	2
Young, Charle	22	189	8.6	30	0
Solomon, Freddie	19	323	17.0	46t	3
Cooper, Earl	19	153	8.1	20	1
Ring, Bill	13	94	7.2	15	0
Nehemiah, Renaldo	8	161	20.1	55	1
Wilson, Mike	6	80	13.3	27	1
Williams, Vince	4	33	8.3	13	0
Ramson, Eason	2	27	13.5	21	0
Lawrence, Amos	2	12	6.0	6	0
49ERS	215	2,668	12.4	55	17
OPPONENTS	158	1,949	12.3	46	14

INTERCEPTIONS	No	Yds	Avg	LG	TD
Hicks, Dwight	3	5	1.7	3	0
Lott, Ronnie	2	95	47.5	83t	1
Wright, Eric	1	31	31.0	31	0
Horn, Bob	1	19	19.0	19	0
Reynolds, Jack	1	0	0.0	0	0
Harper, Willie	1	0	0.0	0	0
49ERS	9	150	16.7	83t	1
OPPONENTS	11	130	11.8	32	0

KICKOFF RETURNS	No	Yds	Avg	LG	TD
McLemore, Dana	16	353	22.1	45	0
Lawrence, Amos	9	190	21.1	30	0
Ring, Bill	6	145	24.2	41	0
Ramson, Eason	2	20	10.0	13	0
Ferrari, Ron	2	19	9.5	11	0
Moore, Jeff	1	15	15.0	15	0
49ERS	36	742	20.6	45	0
OPPONENTS	40	857	21.4	55	0

PUNT RETURNS	No	FC	Yds	Avg	LG	TD
McLemore, Dana	7	0	156	22.3	93t	1
Solomon, Freddie	13	1	122	9.4	27	0
Hicks, Dwight	10	1	54	5.4	13	0
Ring, Bill	0	1	0	0.0	0	0
49ERS	30	3	332	11.1	93t	1
OPPONENTS	20	4	224	11.2	67t	1

PUNTING	No	Yds	Avg	TB	I-20	LG	Bk
Miller, Jim	44	1,676	38.1	3	11	80	1
49ERS	44	1,676	38.1	3	11	80	1
OPPONENTS	50	2,134	42.7	5	10	58	0

PASSING	Att	Comp	Pct	Yds	LG	TD	Int	QB
Montana, Joe	346	213	61.6	2,613	55	17	11	88.0
Francis, Russ	1	1	100.0	45	45	0	0	118.8
Benjamin, Guy	1	1	100.0	10	10	0	0	108.3
49ERS	348	215	61.8	2,668	55	17	11	88.6
OPPONENTS	278	158	56.8	1,949	46	14	9	82.0

Rookie Names in *Italic*

# SAN FRANCISCO 49ERS

## 1983 (10-6/11-7)

### NFC West Champions

#### Bill Walsh, Coach

L	17	Philadelphia (55,775), SAT/S-3	22
W	48	at Minnesota (58,167), THU/S-8	17
W	42	at St. Louis (38,130), S-18	27
W	24	Atlanta (57,814), S-25	20
W	33	at New England (54,293), O-2	13
L	7	Los Angeles Rams (59,119), O-9	10
W	32	at New Orleans (68,134), O-16	13
W	45	at Los Angeles Rams (66,070), O-23	35
L	13	New York Jets (54,796), O-30	27
L	17	Miami (57,832), N-6	20
W	27	New Orleans (40,022), N-13	0
L	24	at Atlanta (32,782), N-20	28
L	3	at Chicago (40,483), N-27	13
W	35	Tampa Bay (49,773), D-4	21
W	23	at Buffalo (38,039), D-11	10
W	42	Dallas (59,957), MON/D-19	17

**432 293**

### NFC PLAYOFF - DEC. 31

(at San Francisco - Candlestick Park)

W	24	Detroit (58,386)-SAT	23
---	----	----------------------	----

### NFC CHAMPIONSHIP - JAN. 8

(at Washington, DC - RFK Stadium)

L	21	Washington (55,363)	24
---	----	---------------------	----

TEAM STATISTICS		49ers	Opp
TOTAL FIRST DOWNS		344	302
By Rushing		129	98
By Passing		199	181
By Penalties		16	23
TOTAL YARDS GAINED		6,054	5,189
By Rushing		2,257	1,936
By Passing		3,797	3,253
TOTAL PLAYS FROM SCRIMMAGE		1,072	1,032
Rushes		511	449
Average Gain Per Rush		4.4	4.3
NET YARDS PASSING		3,797	3,253
Passes Attempted		528	526
Passes Completed		339	322
Percent Completed		64.2	61.2
Had Intercepted		12	24
Times Sacked		33	57
Lost Attempting to Pass		224	448
PUNTS		65	73
Total Yardage of Punts		2,552	2,993
Average Length		39.3	41.0
KICKOFF RETURNS		52	78
Total Yards Returned		958	1,675
Average Length of Return		18.4	21.5
PENALTIES		89	91
Yards Penalized		695	793
FUMBLES		27	39
Own Fumbles Recovered		8	21
Opponents' Fumbles Recovered		18	19
FIELD GOALS		25	17
Field Goals Attempted		30	27
TOTAL POINTS SCORED		432	293
Touchdowns Scored		51	35
Touchdowns Rushing		17	10
Touchdowns Passing		27	23
Touchdown Returns		7	2
Extra Points		51	32
Safeties		0	0
AVG. TIME OF POSSESSION		30:12	29:48

SCORING		TDs	Ru	Pa	Int	Fu	KO	Pu	PAT	FG	S	Pts
Werschling, Ray		0	0	0	0	0	0	0	51/51	25/30	0	126
Craig, Roger		12	8	4	0	0	0	0	0/0	0/0	0	72
Clark, Dwight		8	0	8	0	0	0	0	0/0	0/0	0	48
Tyler, Wendell		6	4	2	0	0	0	0	0/0	0/0	0	36
Francis, Russ		4	0	4	0	0	0	0	0/0	0/0	0	24
Solomon, Freddie		4	0	4	0	0	0	0	0/0	0/0	0	24
Cooper, Earl		3	0	3	0	0	0	0	0/0	0/0	0	18

Rookie Names in Italic

(continued)

SCORING		TDs	Ru	Pa	Int	Fu	KO	Pu	PAT	FG	S	Pts
Hicks, Dwight		2	0	0	2	0	0	0	0/0	0/0	0	12
Montana, Joe		2	2	0	0	0	0	0	0/0	0/0	0	12
Ring, Bill		2	2	0	0	0	0	0	0/0	0/0	0	12
Wright, Eric		2	0	0	2	0	0	0	0/0	0/0	0	12
Board, Dwaine		1	0	0	0	1	0	0	0/0	0/0	0	6
Collier, Tim		1	0	0	1	0	0	0	0/0	0/0	0	6
McLemore, Dana		1	0	0	0	0	0	1	0/0	0/0	0	6
Moore, Jeff		1	1	0	0	0	0	0	0/0	0/0	0	6
Nehemiah, Renaldo		1	0	1	0	0	0	0	0/0	0/0	0	6
Ramson, Eason		1	0	1	0	0	0	0	0/0	0/0	0	6
<b>49ERS</b>		<b>51</b>	<b>17</b>	<b>27</b>	<b>5</b>	<b>1</b>	<b>0</b>	<b>1</b>	<b>51/51</b>	<b>25/30</b>	<b>0</b>	<b>432</b>
<b>OPPONENTS</b>		<b>35</b>	<b>10</b>	<b>23</b>	<b>1</b>	<b>1</b>	<b>0</b>	<b>1</b>	<b>32/33</b>	<b>17/27</b>	<b>0</b>	<b>293</b>

RUSHING		Att	Yds	Avg	LG	TD
Tyler, Wendell		176	856	4.9	39	4
Craig, Roger		176	725	4.1	71	8
Montana, Joe		61	284	4.7	18	2
Ring, Bill		64	254	4.0	25	2
Moore, Jeff		15	43	2.9	14	1
Orosz, Tom		2	39	19.5	23	0
Monroe, Carl		10	23	2.3	5	0
Clark, Dwight		3	18	6.0	9	0
Cavanaugh, Matt		1	8	8.0	8	0
Ramson, Eason		1	3	3.0	3	0
Solomon, Freddie		1	3	3.0	3	0
Benjamin, Guy		1	1	1.0	1	0
<b>49ERS</b>		<b>511</b>	<b>2,257</b>	<b>4.4</b>	<b>71</b>	<b>17</b>
<b>OPPONENTS</b>		<b>449</b>	<b>1,936</b>	<b>4.3</b>	<b>49</b>	<b>10</b>

RECEIVING		No	Yds	Avg	LG	TD
Clark, Dwight		70	840	12.0	46t	8
Craig, Roger		48	427	8.9	23	4
Tyler, Wendell		34	285	8.4	26	2
Francis, Russ		33	357	10.8	25	4
Solomon, Freddie		31	662	21.4	77t	4
Wilson, Mike		30	433	14.4	49	0
Ring, Bill		23	182	7.9	24	0
Moore, Jeff		19	206	10.8	34	0
Nehemiah, Renaldo		17	236	13.9	27	1
Ramson, Eason		17	125	7.4	16	1
Cooper, Earl		15	207	13.8	73t	3
Monroe, Carl		2	61	30.5	50	0
<b>49ERS</b>		<b>339</b>	<b>4,021</b>	<b>11.9</b>	<b>77t</b>	<b>27</b>
<b>OPPONENTS</b>		<b>322</b>	<b>3,701</b>	<b>11.5</b>	<b>76t</b>	<b>23</b>

INTERCEPTIONS		No	Yds	Avg	LG	TD
Wright, Eric		7	164	23.4	60t	2
Williamson, Carlton		4	51	12.8	26	0
Lott, Ronnie		4	22	5.5	22	0
Collier, Tim		3	32	10.7	32t	1
Hicks, Dwight		2	102	51.0	62t	2
Leopold, Bobby		2	13	6.5	9	0
Harper, Willie		1	37	37.0	37	0
Pillers, Lawrence		1	16	16.0	16	0
<b>49ERS</b>		<b>24</b>	<b>437</b>	<b>18.2</b>	<b>62t</b>	<b>5</b>
<b>OPPONENTS</b>		<b>12</b>	<b>168</b>	<b>14.0</b>	<b>43t</b>	<b>1</b>

KICKOFF RETURNS		No	Yds	Avg	LG	TD
McLemore, Dana		30	576	19.2	39	0
Monroe, Carl		8	152	19.0	32	0
Moore, Jeff		7	117	16.7	46	0
Ring, Bill		4	68	17.0	18	0
Cooper, Earl		3	45	15.0	20	0
<b>49ERS</b>		<b>52</b>	<b>958</b>	<b>18.4</b>	<b>46</b>	<b>0</b>
<b>OPPONENTS</b>		<b>78</b>	<b>1,675</b>	<b>21.5</b>	<b>50</b>	<b>0</b>

PUNT RETURNS		No	FC	Yds	Avg	LG	TD
McLemore, Dana		31	6	331	10.7	56t	1
Solomon, Freddie		5	3	34	6.8	11	0
<b>49ERS</b>		<b>36</b>	<b>9</b>	<b>365</b>	<b>10.1</b>	<b>56t</b>	<b>1</b>
<b>OPPONENTS</b>		<b>38</b>	<b>7</b>	<b>278</b>	<b>7.3</b>	<b>19</b>	<b>0</b>

PUNTING		No	Yds	Avg	TB	I-20	LG	Blk	
Orosz, Tom		65	2,552	39.3	6	16	61	1	
49ERS		65	2,552	38.7	6	17	61	1	
OPPONENTS		73	2,993	40.5	9	15	60	1	
PASSING		Att	Comp	Pct	Yds	LG	TD	Int	QB
Montana, Joe		515	332	64.5	3,910	77t	26	12	94.5
Benjamin, Guy		12	7	58.3	111	73t	1	0	117.0
Clark, Dwight		1	0	0.0	0	0	0	0	39.6
49ERS		528	339	64.2	4,021	77t	27	12	94.9
OPPONENTS		526	322	61.2	3,701	76t	23	24	78.0



# SAN FRANCISCO 49ERS

## 1984 (15-1/18-1) NFC West Champions – World Champions

**Bill Walsh, Coach**

W	30	at Detroit (56,782), S–2	27
W	37	Washington (59,707), <b>MON/S</b> –10	31
W	30	New Orleans (57,611), S–16	20
W	21	at Philadelphia (62,771), S–23	9
W	14	Atlanta (57,990), S–30	5
W	31	at New York Giants (76,112), <b>MON/O</b> –8	10
L	17	Pittsburgh (59,110), O–14	20
W	34	at Houston (39,900), O–21	21
W	33	at Los Angeles Rams (65,481), O–28	0
W	23	Cincinnati (58,234), N–4	17
W	41	at Cleveland (60,092), N–11	7
W	24	Tampa Bay (57,704), N–18	17
W	35	at New Orleans (65,177), N–25	3
W	35	at Atlanta (29,644), D–2	17
W	51	Minnesota (56,670), <b>SAT/D</b> –8	7
W	19	Los Angeles Rams (59,743), <b>FRI/D</b> –14	16

**475**

**227**

### NFC PLAYOFF - DEC. 29

W	21	(at San Francisco – Candlestick Park) New York Giants (60,303)– <b>SAT</b>	10
---	----	---	----

### NFC CHAMPIONSHIP - JAN. 6

W	23	(at San Francisco – Candlestick Park) Chicago (61,040)	0
---	----	---	---

### SUPER BOWL XIX - JAN. 20

W	38	(at Palo Alto, California – Stanford Stadium) Miami (84,059)	16
---	----	---	----

#### TEAM STATISTICS

	<b>49ers</b>	<b>Opp</b>
TOTAL FIRST DOWNS	356	302
By Rushing	138	101
By Passing	204	173
By Penalties	14	28
TOTAL YARDS GAINED	6,366	5,176
By Rushing	2,465	1,795
By Passing	3,901	3,381
TOTAL PLAYS FROM SCRIMMAGE	1,057	1,029
Rushes	534	432
Average Gain Per Rush	4.6	4.2
NET YARDS PASSING	3,901	3,381
Passes Attempted	496	546
Passes Completed	312	298
Percent Completed	62.9	54.6
Had Intercepted	10	25
Times Sacked	27	51
Lost Attempting to Pass	178	363
PUNTS	61	80
Total Yardage of Punts	2,536	3,239
Average Length	41.6	40.5
KICKOFF RETURNS	47	78
Total Yards Returned	1,039	1,499
Average Length of Return	22.1	19.2
PENALTIES	100	91
Yards Penalized	884	723
FUMBLES	26	28
Own Fumbles Recovered	14	15
Opponents' Fumbles Recovered	13	12
FIELD GOALS	25	19
Field Goals Attempted	35	25
TOTAL POINTS SCORED	475	227
Touchdowns Scored	57	24
Touchdowns Rushing	21	10
Touchdowns Passing	32	14
Touchdown Returns	4	0
Extra Points	56	19
Safeties	1	1

#### AVG. TIME OF POSSESSION

30:26 29:34

#### SCORING

	<b>TDs</b>	<b>Ru</b>	<b>Pa</b>	<b>Int</b>	<b>Fu</b>	<b>KO</b>	<b>Pu</b>	<b>PAT</b>	<b>FG</b>	<b>S</b>	<b>Pts</b>
Wersching, Ray	0	0	0	0	0	0	0	56/56	25/35	0	131
Solomon, Freddie	11	1	10	0	0	0	0	0/0	0/0	0	66
Craig, Roger	10	7	3	0	0	0	0	0/0	0/0	0	60
Tyler, Wendell	9	7	2	0	0	0	0	0/0	0/0	0	54
Clark, Dwight	6	0	6	0	0	0	0	0/0	0/0	0	36
Cooper, Earl	4	0	4	0	0	0	0	0/0	0/0	0	24
Ring, Bill	3	3	0	0	0	0	0	0/0	0/0	0	18
Francis, Russ	2	0	2	0	0	0	0	0/0	0/0	0	12
McLemore, Dana	2	0	0	1	0	0	0	0/0	0/0	0	12

Rookie Names in Italic

(continued)

#### SCORING

	<b>TDs</b>	<b>Ru</b>	<b>Pa</b>	<b>Int</b>	<b>Fu</b>	<b>KO</b>	<b>Pu</b>	<b>PAT</b>	<b>FG</b>	<b>S</b>	<b>Pts</b>
+Montana, Joe	2	2	0	0	0	0	0	0/1	0/0	0	12
Nehemiah, Renaldo	2	0	2	0	0	0	0	0/0	0/0	0	12
Johnson, Gary	1	0	0	0	1	0	0	0/0	0/0	1	8
Frank, John	1	0	1	0	0	0	0	0/0	0/0	0	6
Harmon, Derrick	1	1	0	0	0	0	0	0/0	0/0	0	6
Monroe, Carl	1	0	1	0	0	0	0	0/0	0/0	0	6
Shell, Todd	1	0	0	1	0	0	0	0/0	0/0	0	6
Wilson, Mike	1	0	1	0	0	0	0	0/0	0/0	0	6

#### 49ERS

**57 21 32 2 1 0 1 56/57 25/35 1 475**

#### OPPONENTS

**24 10 14 0 0 0 0 24/24 19/25 1 227**

+ incomplete pass on PAT attempt

#### RUSHING

	<b>Att</b>	<b>Yds</b>	<b>Avg</b>	<b>LG</b>	<b>TD</b>
Tyler, Wendell	246	1,262	5.1	40	7
Craig, Roger	155	649	4.2	28	7
Harmon, Derrick	39	192	4.9	19	1
Ring, Bill	38	162	4.3	34	3
Montana, Joe	39	118	3.0	15	2
Solomon, Freddie	6	72	12.0	47	1
Cooper, Earl	3	13	4.3	7	0
Monroe, Carl	3	13	4.3	7	0
Runager, Max	1	–5	–5.0	–5	0
Cavanaugh, Matt	4	–11	–2.8	–1	0

#### 49ERS

**534 2,465 4.6 47 21**

#### OPPONENTS

**432 1,795 4.2 25 10**

#### RECEIVING

	<b>No</b>	<b>Yds</b>	<b>Avg</b>	<b>LG</b>	<b>TD</b>
Craig, Roger	71	675	9.5	64t	3
Clark, Dwight	52	880	16.9	80t	6
Cooper, Earl	41	459	11.2	26	4
Solomon, Freddie	40	737	18.4	64t	10
Tyler, Wendell	28	230	8.2	26t	2
Francis, Russ	23	285	12.4	32	2
Nehemiah, Renaldo	18	357	19.8	59t	2
Wilson, Mike	17	245	14.4	44	1
Monroe, Carl	11	139	12.6	47	1
Frank, John	7	60	8.6	21	1
Ring, Bill	3	10	3.3	15	0
Harmon, Derrick	1	2	2.0	2	0

#### 49ERS

**312 4,079 13.1 80t 32**

#### OPPONENTS

**298 3,744 12.6 61 14**

#### INTERCEPTIONS

	<b>No</b>	<b>Yds</b>	<b>Avg</b>	<b>LG</b>	<b>TD</b>
Turner, Keena	4	51	12.8	21	0
Lott, Ronnie	4	26	6.5	15	0
Shell, Todd	3	81	27.0	53t	1
Hicks, Dwight	3	42	14.0	29	0
McLemore, Dana	2	54	27.0	54t	1
Williamson, Carlton	2	42	21.0	26	0
Fahnhorst, Jim	2	9	4.5	9	0
Wright, Eric	2	0	0.0	0	0
Fuller, Jeff	1	38	38.0	38	0
Bunz, Dan	1	2	2.0	2	0
Clark, Mario	1	0	0.0	0	0

#### 49ERS

**25 345 13.8 54t 2**

#### OPPONENTS

**10 155 15.5 43 0**

#### KICKOFF RETURNS

	<b>No</b>	<b>Yds</b>	<b>Avg</b>	<b>LG</b>	<b>TD</b>
Monroe, Carl	27	561	20.8	44	0
Harmon, Derrick	13	357	27.5	51	0
McLemore, Dana	3	80	26.7	50	0
Ring, Bill	1	27	27.0	27	0
Wilson, Mike	1	14	14.0	14	0
Cooper, Earl	1	0	0.0	0	0
McIntyre, Guy	1	0	0.0	0	0

#### 49ERS

**47 1,039 22.1 51 0**

#### OPPONENTS

**78 1,499 19.2 38 0**

#### PUNT RETURNS

	<b>No</b>	<b>FC</b>	<b>Yds</b>	<b>Avg</b>	<b>LG</b>	<b>TD</b>
McLemore, Dana	45	11	521	11.6	79t	1

#### 49ERS

**45 11 521 11.6 79t 1**

#### OPPONENTS

**30 4 190 6.3 25 0**

#### PUNTING

	<b>No</b>	<b>Yds</b>	<b>Avg</b>	<b>TB</b>	<b>I-20</b>	<b>LG</b>	<b>Blk</b>
Runager, Max	56	2,341	41.8	12	18	59	1
Orosz, Tom	5	195	39.0	0	1	55	0

#### 49ERS

**61 2,536 40.9 12 19 59 1**

#### OPPONENTS

**80 3,239 40.5 4 13 58 1**

#### PASSING

	<b>Att</b>	<b>Comp</b>	<b>Pct</b>	<b>Yds</b>	<b>LG</b>	<b>TD</b>	<b>Int</b>	<b>QB</b>
Montana, Joe	432	279	64.6	3,630	80t	28	10	102.9
Cavanaugh, Matt	61	33	54.1	449	51t	4	0	99.7
Harmon, Derrick	2	0	0.0	0	0	0	0	39.6
Clark, Dwight	1	0	0.0	0	0	0	0	39.6

#### 49ERS

**496 312 62.9 4,079 80t 32 10 101.9**

#### OPPONENTS

**546 298 54.6 3,744 61 14 25 65.6**

# SAN FRANCISCO 49ERS

## 1985 (10-6/10-7)

**Bill Walsh, Coach**

L	21	at Minnesota (57,375), S-8	28
W	35	Atlanta (58,923), S-15	16
W	34	at Los Angeles Raiders (87,006)/, S-22	10
L	17	New Orleans (58,053), S-29	20
W	38	at Atlanta (44,740), O-6	17
L	10	Chicago (60,523), O-13	26
L	21	at Detroit (67,715), O-20	23
W	28	at Los Angeles Rams (65,939), O-27	14
W	24	Philadelphia (58,383), N-3	13
L	16	at Denver (73,173), <b>MON/N</b> -11	17
W	31	Kansas City (56,447), N-17	3
W	19	Seattle (57,482), <b>MON/N</b> -25	6
W	35	at Washington (51,321), D-1	8
L	20	Los Angeles Rams (60,581), <b>MON/D</b> -9	27
W	31	at New Orleans (46,065), D-15	19
W	31	Dallas (60,114), D-22	16

**411 263**

## NFC WILD CARD - DEC. 28

(at Meadowlands, N.J. - Giants Stadium)

L	3	New York Giants (75,842)- <b>SAT</b>	17
---	---	--------------------------------------	----

TEAM STATISTICS		49ers	Opp
TOTAL FIRST DOWNS		340	293
By Rushing		137	89
By Passing		179	183
By Penalties		24	21
TOTAL YARDS GAINED		5,920	5,191
By Rushing		2,232	1,683
By Passing		3,688	3,508
TOTAL PLAYS FROM SCRIMMAGE		1,069	1,116
Rushes		477	435
Average Gain Per Rush		4.7	3.9
NET YARDS PASSING		3,688	3,508
Passes Attempted		550	621
Passes Completed		331	346
Percent Completed		60.2	55.7
Had Intercepted		14	18
Times Sacked		42	60
Lost Attempting to Pass		299	457
PUNTS		86	92
Total Yardage of Punts		3,422	3,644
Average Length		39.8	39.6
KICKOFF RETURNS		58	72
Total Yards Returned		1,269	1,485
Average Length of Return		21.9	20.6
PENALTIES		105	106
Yards Penalized		868	778
FUMBLES		29	31
Own Fumbles Recovered		9	14
Opponents' Fumbles Recovered		17	20
FIELD GOALS		13	27
Field Goals Attempted		21	35
TOTAL POINTS SCORED		411	263
Touchdowns Scored		53	26
Touchdowns Rushing		20	10
Touchdowns Passing		28	11
Touchdown Returns		5	5
Extra Points		52	24
Safeties		1	1
AVG. TIME OF POSSESSION		28:45	31:15

SCORING	TDs	Ru	Pa	Int	Fu	KO	Pu	PAT	FG	S	Pts
Wersching, Ray	0	0	0	0	0	0	0	52/53	13/21	0	91
Craig, Roger	15	9	6	0	0	0	0	0/0	0/0	0	90
Clark, Dwight	10	0	10	0	0	0	0	0/0	0/0	0	60
Tyler, Wendell	8	6	2	0	0	0	0	0/0	0/0	0	48
Rice, Jerry	4	1	3	0	0	0	0	0/0	0/0	0	24
Francis, Russ	3	0	3	0	0	0	0	0/0	0/0	0	18
Montana, Joe	3	3	0	0	0	0	0	0/0	0/0	0	18
Wilson, Mike	2	0	2	0	0	0	0	0/0	0/0	0	12
Frank, John	1	0	1	0	0	0	0	0/0	0/0	0	6
McColl, Milt	1	0	0	0	1	0	0	0/0	0/0	0	6
McIntyre, Guy	1	0	0	0	1	0	0	0/0	0/0	0	6

Rookie Names in Italic

(continued)

SCORING	TDs	Ru	Pa	Int	Fu	KO	Pu	PAT	FG	S	Pts
Monroe, Carl	1	0	0	0	0	1	0	0/0	0/0	0	6
Ring, Bill	1	1	0	0	0	0	0	0/0	0/0	0	6
Solomon, Freddie	1	0	1	0	0	0	0	0/0	0/0	0	6
Turner, Keena	1	0	0	0	1	0	0	0/0	0/0	0	6
Williamson, Carlton	1	0	0	1	0	0	0	0/0	0/0	0	6
Harty, John	0	0	0	0	0	0	0	0/0	0/0	1	2
<b>49ERS</b>	<b>53</b>	<b>20</b>	<b>28</b>	<b>1</b>	<b>3</b>	<b>1</b>	<b>0</b>	<b>52/53</b>	<b>13/21</b>	<b>1</b>	<b>411</b>
<b>OPPONENTS*</b>	<b>26</b>	<b>10</b>	<b>11</b>	<b>1</b>	<b>0</b>	<b>12**</b>	<b>24/26</b>	<b>27/35</b>	<b>1</b>	<b>263</b>	

\*ret. blkd FGA \*\*rcvrd blkd punt (1)

RUSHING	Att	Yds	Avg	LG	TD
Craig, Roger	214	1,050	4.9	62t	9
Tyler, Wendell	171	867	5.1	30	6
Montana, Joe	42	153	3.6	16	3
Harmon, Derrick	28	92	3.3	17	0
Rice, Jerry	6	26	4.3	15t	1
Ring, Bill	8	23	2.9	9t	1
Cooper, Earl	2	12	6.0	14	0
Cavanaugh, Matt	4	5	1.3	13	0
Solomon, Freddie	2	4	2.0	6	0
<b>49ERS</b>	<b>477</b>	<b>2,232</b>	<b>4.7</b>	<b>62t</b>	<b>20</b>
<b>OPPONENTS</b>	<b>435</b>	<b>1,683</b>	<b>3.9</b>	<b>41</b>	<b>10</b>

RECEIVING	No	Yds	Avg	LG	TD
Craig, Roger	92	1,016	11.0	73	6
Clark, Dwight	54	705	13.1	49t	10
Rice, Jerry	49	927	18.9	66t	3
Francis, Russ	44	478	10.9	25	3
Solomon, Freddie	25	259	10.4	39	1
Tyler, Wendell	20	154	7.7	16	2
Harmon, Derrick	14	123	8.8	42	0
Wilson, Mike	10	165	16.5	52t	2
Monroe, Carl	10	51	5.1	9	0
Frank, John	7	50	7.1	14	1
Cooper, Earl	4	45	11.3	20	0
Ring, Bill	2	14	7.0	8	0
<b>49ERS</b>	<b>331</b>	<b>3,987</b>	<b>12.0</b>	<b>73</b>	<b>28</b>
<b>OPPONENTS</b>	<b>346</b>	<b>3,965</b>	<b>11.5</b>	<b>82t</b>	<b>11</b>

INTERCEPTIONS	No	Yds	Avg	LG	TD
Lott, Ronnie	6	68	11.3	25	0
Hicks, Dwight	4	68	17.0	25	0
Williamson, Carlton	3	137	45.7	82	1
Kovach, Jim (N.O./SF)	1	53	53.0	53	0
Shell, Todd	1	33	33.0	33	0
Fuller, Jeff	1	4	4.0	4	0
McLemore, Dana	1	0	0.0	0	0
Walter, Mike	1	0	0.0	0	0
Wright, Eric	1	0	0.0	0	0
<b>49ERS</b>	<b>18</b>	<b>310</b>	<b>17.2</b>	<b>82</b>	<b>1</b>
<b>OPPONENTS</b>	<b>14</b>	<b>80</b>	<b>5.7</b>	<b>41t</b>	<b>1</b>

KICKOFF RETURNS	No	Yds	Avg	LG	TD
Monroe, Carl	28	717	25.6	95t	1
Harmon, Derrick	23	467	20.3	37	0
McLemore, Dana	4	76	19.0	26	0
Rice, Jerry	1	6	6.0	6	0
Lott, Ronnie	1	2	2.0	2	0
Frank, John	1	1	1.0	1	0
<b>49ERS</b>	<b>58</b>	<b>1,269</b>	<b>21.9</b>	<b>95t</b>	<b>1</b>
<b>OPPONENTS</b>	<b>72</b>	<b>1,485</b>	<b>20.6</b>	<b>86t</b>	<b>1</b>

PUNT RETURNS	No	FC	Yds	Avg	LG	TD
McLemore, Dana	38	14	258	6.8	22	0
<b>49ERS</b>	<b>38</b>	<b>14</b>	<b>258</b>	<b>6.8</b>	<b>22</b>	<b>0</b>
<b>OPPONENTS</b>	<b>33</b>	<b>6</b>	<b>294</b>	<b>8.9</b>	<b>63t</b>	<b>1</b>

PUNTING	No	Yds	Avg	TB	I-20	LG	Blk
Runager, Max	86	3,422	39.8	9	30	57	1
<b>49ERS</b>	<b>86</b>	<b>3,422</b>	<b>39.3</b>	<b>9</b>	<b>30</b>	<b>57</b>	<b>1</b>
<b>OPPONENTS</b>	<b>92</b>	<b>3,644</b>	<b>39.6</b>	<b>7</b>	<b>23</b>	<b>58</b>	<b>0</b>

PASSING	Att	Comp	Pct	Yds	LG	TD	Int	QB
Montana, Joe	494	303	61.3	3,653	73	27	13	91.3
Cavanaugh, Matt	54	28	51.9	334	41t	1	1	69.5
Harmon, Derrick	1	0	0.0	0	0	0	0	39.6
Solomon, Freddie	1	0	0.0	0	0	0	0	39.6
<b>49ERS</b>	<b>550</b>	<b>331</b>	<b>60.2</b>	<b>3,987</b>	<b>73</b>	<b>28</b>	<b>14</b>	<b>88.8</b>
<b>OPPONENTS</b>	<b>621</b>	<b>346</b>	<b>55.7</b>	<b>3,965</b>	<b>82t</b>	<b>11</b>	<b>18</b>	<b>68.9</b>

# SAN FRANCISCO 49ERS

## 1986 (10-5-1/10-6-1)

### NFC West Champions

#### Bill Walsh, Coach

W	31	at Tampa Bay (50,780), S-7	7
L	13	at Los Angeles Rams (65,195), S-14	16
W	26	New Orleans (58,297), S-21	17
W	31	at Miami (70,264), S-28	17
W	35	Indianapolis (57,252), O-5	14
L	24	Minnesota (58,637), O-12	(OT) 27
T	10	at Atlanta (55,306), O-19	(OT) 10
W	31	at G.B. in Milwaukee (50,557), O-26	17
L	10	at New Orleans (52,234), N-2	23
W	43	St. Louis (59,172), N-9	17
L	6	at Washington (54,774), MON/N-17	14
W	20	Atlanta (58,747), N-23	0
L	17	New York Giants (59,777), MON/D-1	21
W	24	New York Jets (58,091), D-7	10
W	29	at New England (60,787), D-14	24
W	24	Los Angeles Rams (60,266), FRI/D-19	14

374

247

### NFC PLAYOFF - JAN. 4

L	3	at Meadowlands, N.J. - Giants Stadium	49
---	---	---------------------------------------	----

#### TEAM STATISTICS

	49ers	Opp
TOTAL FIRST DOWNS	346	285
By Rushing	114	97
By Passing	213	169
By Penalties	19	19
TOTAL YARDS GAINED	6,082	4,880
By Rushing	1,986	1,555
By Passing	4,096	3,325
TOTAL PLAYS FROM SCRIMMAGE	1,118	1,061
Rushes	510	406
Average Gain Per Rush	3.9	3.8
NET YARDS PASSING	4,096	3,325
Passes Attempted	582	604
Passes Completed	353	324
Percent Completed	60.7	53.6
Had Intercepted	20	39
Times Sacked	26	51
Lost Attempting to Pass	203	448
PUNTS	85	91
Total Yardage of Punts	3,450	3,765
Average Length	40.6	41.4
KICKOFF RETURNS	42	71
Total Yards Returned	757	1,598
Average Length of Return	18.0	22.5
PENALTIES	95	89
Yards Penalized	691	653
FUMBLES	32	31
Own Fumbles Recovered	23	21
Opponents' Fumbles Recovered	10	9
FIELD GOALS	25	15
Field Goals Attempted	35	25
TOTAL POINTS SCORED	374	235
Touchdowns Scored	43	29
Touchdowns Rushing	16	8
Touchdowns Passing	21	18
Touchdown Returns	6	1
Extra Points	41	28
Safeties	0	0

#### AVG. TIME OF POSSESSION

30:28 29:32

#### SCORING

	TDs	Ru	Pa	Int	Fu	KO	Pu	PAT	FG	S	Pts
Wersching, Ray	0	0	0	0	0	0	0	41/42	25/35	0	116
Rice, Jerry	16	1	15	0	0	0	0	0/0	0/0	0	96
Craig, Roger	7	7	0	0	0	0	0	0/0	0/0	0	42
Cribbs, Joe	5	5	0	0	0	0	0	0/0	0/0	0	30
Clark, Dwight	2	0	2	0	0	0	0	0/0	0/0	0	12
Frank, John	2	0	2	0	0	0	0	0/0	0/0	0	12
Holmoe, Tom	2	0	0	2	0	0	0	0/0	0/0	0	12
Francis, Russ	1	0	1	0	0	0	0	0/0	0/0	0	6
Griffin, Don	1	0	0	0	0	0	1	0/0	0/0	0	6
Harmon, Derrick	1	1	0	0	0	0	0	0/0	0/0	0	6
Lott, Ronnie	1	0	0	1	0	0	0	0/0	0/0	0	6
McKyer, Tim	1	0	0	1	0	0	0	0/0	0/0	0	6
Moroski, Mike	1	1	0	0	0	0	0	0/0	0/0	0	6
Nixon, Tory	1	0	0	1	0	0	0	0/0	0/0	0	6

Rookie Names in Italic

(continued)

#### SCORING

	TDs	Ru	Pa	Int	Fu	KO	Pu	PAT	FG	S	Pts
Rathman, Tom	1	1	0	0	0	0	0	0/0	0/0	0	6
Wilson, Mike	1	0	1	0	0	0	0	0/0	0/0	0	6
49ERS	43	16	21	5	0	0	1	41/42	25/35	0	374
OPPONENTS*	27	8	18	0	0	1	1**	28/29	15/25	0	235

\*ret. blkd FGA

\*\*rcvrd blkd punt

#### RUSHING

	Att	Yds	Avg	LG	TD
Craig, Roger	204	830	4.1	25	7
Cribbs, Joe	152	590	3.9	19	5
Rathman, Tom	33	138	4.2	29t	1
Tyler, Wendell	31	127	4.1	14	0
Harmon, Derrick	27	77	2.9	15	1
Rice, Jerry	10	72	7.2	18	1
Kemp, Jeff	15	49	3.3	12	0
Cherry, Tony	11	42	3.8	10	0
Montana, Joe	17	38	2.2	17	0
Moroski, Mike	6	22	3.7	12	1
Ring, Bill	3	4	1.3	4	0
Frank, John	1	-3	-3.0	-3	0

#### 49ERS

510 1,986 3.9 29t 16

#### OPPONENTS

406 1,555 3.8 36 8

#### RECEIVING

	No	Yds	Avg	LG	TD
Rice, Jerry	86	1,570	18.3	66t	15
Craig, Roger	81	624	7.7	48	0
Clark, Dwight	61	794	13.0	45t	2
Francis, Russ	41	505	12.3	52	1
Cribbs, Joe	35	346	9.9	33	0
Rathman, Tom	13	121	9.3	14	0
Wilson, Mike	9	104	11.6	18	1
Frank, John	9	61	6.8	17	2
Harmon, Derrick	8	78	9.8	15	0
Crawford, Derrick	5	70	14.0	42	0
Margerum, Ken	2	12	6.0	6	0
Monroe, Carl	2	6	3.0	5	0
Ring, Bill	1	8	8.0	8	0

#### 49ERS

353 4,299 12.2 66t 21

#### OPPONENTS

324 3,773 11.7 84t 18

#### INTERCEPTIONS

	No	Yds	Avg	LG	TD
Lott, Ronnie	10	134	13.4	57t	1
McKyer, Tim	6	33	5.5	21t	1
Fahnhorst, Jim	4	52	13.0	46	0
Fuller, Jeff	4	44	11.0	26	0
Holmoe, Tom	3	149	49.7	78t	2
Williamson, Carlton	3	3	1.0	2	0
Griffin, Don	3	0	0.0	0	0
Nixon, Tory	2	106	53.0	88t	1
Tuiasosopo, Manu	1	22	22.0	22	0
Cousineau, Tom	1	18	18.0	18	0
Turner, Keena	1	9	9.0	9	0
Haley, Charles	1	8	8.0	8	0

#### 49ERS

39 578 14.8 88t 5

#### OPPONENTS

20 205 10.3 57 0

#### KICKOFF RETURNS

	No	Yds	Avg	LG	TD
Crawford, Derrick	15	280	18.7	34	0
Monroe, Carl	8	139	17.4	25	0
Griffin, Don	5	97	19.4	28	0
Harmon, Derrick	4	82	20.5	28	0
Rathman, Tom	3	66	22.0	22	0
Cherry, Tony	2	29	14.5	17	0
Frank, John	2	24	12.0	16	0
McKyer, Tim	1	15	15.0	15	0
Ring, Bill	1	15	15.0	15	0
Wilson, Mike	1	10	10.0	10	0

#### 49ERS

42 757 18.0 34 0

#### OPPONENTS

71 1,598 22.5 101t 1

#### PUNT RETURNS

	No	FC	Yds	Avg	LG	TD
Griffin, Don	38	18	377	9.9	76t	1
Crawford, Derrick	4	0	15	3.8	9	0
McKyer, Tim	1	1	5	5.0	5	0

#### 49ERS

43 19 397 9.2 76t 1

#### OPPONENTS

49 12 373 7.6 39 1

#### PUNTING

	No	Yds	Avg	TB	I-20	LG	Bk
Runager, Max	83	3,450	41.6	8	23	62	2

#### 49ERS

85 3,450 40.6 8 23 62 2

#### OPPONENTS

91 3,765 41.4 9 20 73 0

#### PASSING

	Att	Comp	Pct	Yds	LG	TD	Int	QB
Montana, Joe	307	191	62.2	2,236	48	8	9	80.7
Kemp, Jeff	200	119	59.5	1,554	66t	11	8	85.7
Moroski, Mike	73	42	57.5	493	52t	2	3	70.2
Rice, Jerry	2	1	50.0	16	16t	0	0	77.1

#### 49ERS

582 353 60.7 4,299 66t 21 20 81.1

#### OPPONENTS

604 324 53.6 3,773 84t 18 39 55.8





# SAN FRANCISCO 49ERS

## 1988 (10-6/13-6) NFC West Champions – World Champions Bill Walsh, Coach

W	34	at New Orleans (66,357), S–4	33
W	20	at New York Giants (75,948), S–11	17
L	17	Atlanta (60,168), S–18	34
W	38	at Seattle (62,382), S–25	7
W	20	Detroit (58,285), O–2	13
L	13	Denver (61,711), O–9	(OT) 16
W	24	at L.A. Rams (65,450), O–16	21
L	9	at Chicago (65,293), <b>MON</b> /O–24	10
W	24	Minnesota (60,738), O–30	21
L	23	at Phoenix (64,544), N–6	24
L	3	L.A. Raiders (54,448), N–13	9
W	37	Washington (59,268), <b>MON</b> /N–21	21
W	48	at San Diego (51,484), N–27	10
W	13	at Atlanta (44,048), D–4	3
W	30	New Orleans (62,977), D–11	17
L	16	L.A. Rams (62,444), <b>SUN</b> /D–18	38
<b>369</b>			<b>294</b>

### NFC PLAYOFF - JAN. 1

(at San Francisco – Candlestick Park)			
W	34	Minnesota (61,848)	9

### NFC CHAMPIONSHIP - JAN. 8

(at Chicago – Soldier Field)			
W	28	at Chicago (66,946)	3

### SUPER BOWL XXIII - JAN. 22

(at Miami – Joe Robbie Stadium)			
W	20	Cincinnati (75,129)	16

### TEAM STATISTICS

	49ers	Opp
TOTAL FIRST DOWNS	326	277
By Rushing	141	90
By Passing	167	160
By Penalties	18	27
TOTAL YARDS GAINED	5,900	4,575
By Rushing	2,523	1,588
By Passing	3,377	2,987
TOTAL PLAYS FROM SCRIMMAGE	1,076	1,013
Rushes	527	441
Average Gain Per Rush	4.8	3.6
NET YARDS PASSING	3,377	2,987
Passes Attempted	502	530
Passes Completed	293	292
Percent Completed	58.4	55.1
Had Intercepted	14	22
Times Sacked	47	42
Lost Attempting to Pass	298	297
PUNTS	80	86
Total Yardage of Punts	3,093	3,522
Average Length	38.7	41.0
KICKOFF RETURNS	55	73
Total Yards Returned	978	1,362
Average Length of Return	17.8	18.7
PENALTIES	115	76
Yards Penalized	986	603
FUMBLES	27	30
Own Fumbles Recovered	15	16
Opponents' Fumbles Recovered	14	12
FIELD GOALS	27	18
Field Goals Attempted	38	24
TOTAL POINTS SCORED	369	294
Touchdowns Scored	41	34
Touchdowns Rushing	18	8
Touchdowns Passing	21	25
Touchdown Returns	2	1
Extra Points	40	34
Safeties	1	1
AVG. TIME OF POSSESSION	30:31	29:29

SCORING	TDs	Ru	Pa	Int	Fu	KO	Pu	PAT	FG	S	Pts
Cofer, Mike	0	0	0	0	0	0	0	40/41	27/38	0	121
Craig, Roger	10	9	1	0	0	0	0	0/0	0/0	0	60
Rice, Jerry	10	1	9	0	0	0	0	0/0	0/0	0	60
Taylor, John	4	0	2	0	0	0	2	0/0	0/0	0	24
Frank, John	3	0	3	0	0	0	0	0/0	0/0	0	18
Montana, Joe	3	3	0	0	0	0	0	0/0	0/0	0	18

Rookie Names in Italic

(continued)

SCORING	TDs	Ru	Pa	Int	Fu	KO	Pu	PAT	FG	S	Pts
Wilson, Mike	3	0	3	0	0	0	0	0/0	0/0	0	18
DuBose, Doug	2	2	0	0	0	0	0	0/0	0/0	0	12
Jones, Brent	2	0	2	0	0	0	0	0/0	0/0	0	12
Rathman, Tom	2	2	0	0	0	0	0	0/0	0/0	0	12
McIntyre, Guy	1	0	1	0	0	0	0	0/0	0/0	0	6
Young, Steve	1	1	0	0	0	0	0	0/0	0/0	0	6
Haley, Charles	0	0	0	0	0	0	0	0/0	0/0	1	2
49ERS	41	18	21	0	0	0	2	40/41	27/38	1	369
OPPONENTS	34	8	25	1	0	0	0	34/34	18/24	1	294
RUSHING	Att		Yds					Avg	LG		TD
Craig, Roger	310		1,502					4.8	46t		9
Rathman, Tom	102		427					4.2	26		2
Young, Steve	27		184					6.8	49t		1
Montana, Joe	38		132					3.5	15		3
DuBose, Doug	24		116					4.8	37t		2
Rice, Jerry	13		107					8.2	29		1
Sydney, Harry	9		50					5.6	13		0
Flagler, Terrence	3		5					1.7	4		0
Helton, Barry	1		0					0.0	0		0
49ERS	527		2,523					4.8	49t		18
OPPONENTS	441		1,588					3.6	36t		8
RECEIVING	No		Yds					Avg	LG		TD
Craig, Roger	76		534					7.0	22		1
Rice, Jerry	64		1,306					20.4	96t		9
Rathman, Tom	42		382					9.1	24		0
Wilson, Mike	33		405					12.3	31		3
Frank, John	16		195					12.2	38		3
Taylor, John	14		325					23.2	73t		2
Heller, Ron	14		140					10.0	22		0
Greer, Terry	8		120					15.0	31		0
Jones, Brent	8		57					7.1	18t		2
DuBose, Doug	6		57					9.5	13		0
Flagler, Terrence	4		72					18.0	57		0
Chandler, Wes	4		33					8.3	9		0
Sydney, Harry	2		18					9.0	9		0
McIntyre, Guy	1		17					17.0	17t		1
Nicholas, Calvin	1		14					14.0	14		0
49ERS	293		3,675					12.5	96t		21
OPPONENTS	292		3,284					11.3	67t		25
INTERCEPTIONS	No		Yds					Avg	LG		TD
McKyer, Tim	7		11					1.6	7		0
Lott, Ronnie	5		59					11.8	44		0
Fuller, Jeff	4		18					4.5	10		0
Holmoe, Tom	2		0					0.0	0		0
Wright, Eric	2		-2					-1.0	0		0
Turner, Keena	1		2					2.0	2		0
Carter, Michael	1		0					0.0	0		0
49ERS	22		88					4.0	44		0
OPPONENTS	14		185					13.2	47t		1
KICKOFF RETURNS	No		Yds					Avg	LG		TD
DuBose, Doug	32		608					19.0	44		0
Taylor, John	12		225					18.8	29		0
Rodgers, Del	6		98					16.3	24		0
Craig, Roger	2		32					16.0	17		0
Sydney, Harry	1		8					8.0	8		0
Thomas, Chuck	1		5					5.0	5		0
Wilson, Mike	1		2					2.0	2		0
49ERS	55		978					17.8	44		0
OPPONENTS	73		1,362					18.7	40		1
PUNT RETURNS	No		FC		Yds			Avg	LG		TD
Taylor, John	44		7		556			12.6	95t		2
Chandler, Wes	6		5		28			4.7	13		0
Griffin, Don	4		3		28			7.0	10		0
49ERS	54		15		612			11.3	95t		2
OPPONENTS	47		10		426			9.1	41		0
PUNTING	No		Yds		Avg		TB	I-20	LG		Blk
Helton, Barry	78		3,069		39.3		5	22	53		1
Runager, Max	1		24		24.0		0	0	24		0
49ERS	79		3,093		39.2		5	22	53		1
OPPONENTS	86		3,522		41.0		5	21	57		0
PASSING	Att	Comp	Pct		Yds		LG	TD	Int		QB
Montana, Joe	397	238	60.0		2,981		96t	18	10		87.9
Young, Steve	101	54	53.5		680		73t	3	3		72.2
Rice, Jerry	3	1	33.3		14		14	0	1		9.7
Sydney, Harry	1	0	0.0		0		0	0	0		39.6
49ERS	502	293	58.4		3,675		96t	21	14		83.5
OPPONENTS	530	292	55.1		3,284		67t	25	22		72.2



# SAN FRANCISCO 49ERS

## 1989 (14-2/17-2)

### NFC West Champions – World Champions George Seifert, Coach

W	30	at Indianapolis (60,111), S–10	24
W	20	at Tampa Bay (64,087), S–17	16
W	38	at Philadelphia (66,042), S–24	28
L	12	Los Angeles Rams (64,250), O–1	13
W	24	at New Orleans (60,488), O–8	20
W	31	at Dallas (61,077), O–15	14
W	37	New England (70,000), O–22+	20
W	23	at New York Jets (62,805), O–29	10
W	31	New Orleans (60,667), <b>MON/N</b> –6	13
W	45	Atlanta (59,914), N–12	3
L	17	Green Bay (62,219), N–19	21
W	34	New York Giants (63,461), <b>MON/N</b> –27	24
W	23	at Atlanta (43,128), D–3	10
W	30	at Los Angeles Rams (67,959), <b>MON/D</b> –11	27
W	21	Buffalo (60,927), D–17	10
W	26	Chicago (60,207), D–24	0

**442** **253**

### NFC PLAYOFF - JAN. 6

(at San Francisco – Candlestick Park)

W 41 Minnesota (64,585)–**SAT** 13

### NFC CHAMPIONSHIP - JAN. 14

(at San Francisco – Candlestick Park)

W 30 Los Angeles Rams (64,769) 3

### SUPER BOWL XXIV - JAN. 28

(at New Orleans – Louisiana Superdome)

W 55 Denver (72,919) 10

+ Game played at Stanford Stadium due to Bay Area earthquake  
– October 17, 1989

TEAM STATISTICS		49ers	Opp
TOTAL FIRST DOWNS		350	283
By Rushing		124	76
By Passing		209	178
By Penalties		17	29
TOTAL YARDS GAINED		6,268	4,618
By Rushing		1,966	1,383
By Passing		4,302	3,235
TOTAL PLAYS FROM SCRIMMAGE		1,021	979
Rushes		493	372
Average Gain Per Rush		4.0	3.7
NET YARDS PASSING		4,302	3,235
Passes Attempted		483	564
Passes Completed		339	316
Percent Completed		70.2	56.0
Had Intercepted		11	21
Times Sacked		45	43
Lost Attempting to Pass		282	333
PUNTS		55	74
Total Yardage of Punts		2,226	2,875
Average Length		40.5	38.9
KICKOFF RETURNS		51	76
Total Yards Returned		954	1,435
Average Length of Return		18.7	18.9
PENALTIES		109	75
Yards Penalized		922	581
FUMBLES		32	34
Own Fumbles Recovered		18	18
Opponents' Fumbles Recovered		16	14
FIELD GOALS		29	23
Field Goals Attempted		36	31
TOTAL POINTS SCORED		442	253
Touchdowns Scored		51	26
Touchdowns Rushing		14	9
Touchdowns Passing		35	15
Touchdown Returns		2	2
Extra Points		49	26
Safety Points		0	1
AVG. TIME OF POSSESSION		31:45	28:15
SCORING		TDs Ru Pa Int Fu KO Pu PAT FG S Pts	
Cofer, Mike		0 0 0 0 0 0 0 49/51	29/36 0 136
Rice, Jerry		17 0 17 0 0 0 0 0/0	0/0 0 102
Taylor, John		10 0 10 0 0 0 0 0/0	0/0 0 60
Craig, Roger		7 6 1 0 0 0 0 0/0	0/0 0 42
Jones, Brent		4 0 4 0 0 0 0 0/0	0/0 0 24
Montana, Joe		3 3 0 0 0 0 0 0/0	0/0 0 18
Rathman, Tom		2 1 1 0 0 0 0 0/0	0/0 0 12

(continued)

SCORING		TDs Ru Pa Int Fu KO Pu PAT FG S Pts	
Young, Steve		2 2 0 0 0 0 0 0/0	0/0 0 12
Flagler, Terrence		1 1 0 0 0 0 0 0/0	0/0 0 6
Haley, Charles		1 0 0 0 1 0 0 0/0	0/0 0 6
Henderson, Keith		1 1 0 0 0 0 0 0/0	0/0 0 6
Jackson, Johnny*		1 0 0 0 0 0 0 0/0	0/0 0 6
Walls, Wesley		1 0 1 0 0 0 0 0/0	0/0 0 6
Wilson, Mike		1 0 1 0 0 0 0 0/0	0/0 0 6
49ERS		51 14 35 0 1 0 0 49/51	29/36 0 442
OPPONENTS		26 9 15 0 1 0 1** 26/26	23/31 1 253
*ret blkd FGA			
**rcvrd blkd punt			

RUSHING		Att Yds Avg LG TD	
Craig, Roger		271 1,054 3.9 27 6	
Rathman, Tom		79 305 3.9 13 1	
Montana, Joe		49 227 4.6 19 3	
Flagler, Terrence		33 129 3.9 29t 1	
Young, Steve		38 126 3.3 22 2	
Sydney, Harry		9 56 6.2 18 0	
Rice, Jerry		5 33 6.6 17 0	
Henderson, Keith		7 30 4.3 11t 1	
Taylor, John		1 6 6.0 6 0	
Helton, Barry		1 0 0.0 0 0	
49ERS		493 1,966 4.0 29t 14	
OPPONENTS		372 1,383 3.7 23 9	

RECEIVING		No Yds Avg LG TD	
Rice, Jerry		82 1,483 18.1 68t 17	
Rathman, Tom		73 616 8.4 36 1	
Taylor, John		60 1,077 18.0 95t 10	
Craig, Roger		49 473 9.7 44 1	
Jones, Brent		40 500 12.5 36t 4	
Wilson, Mike		9 103 11.4 19 1	
Sydney, Harry		9 71 7.9 13 0	
Flagler, Terrence		6 51 8.5 30 0	
Walls, Wesley		4 16 4.0 9 1	
Henderson, Keith		3 130 43.3 78 0	
Williams, Jamie		3 38 12.7 17 0	
Greer, Terry		1 26 26.0 26 0	
49ERS		339 4,584 13.5 95t 35	
OPPONENTS		316 3,568 11.3 65t 15	

INTERCEPTIONS		No Yds Avg LG TD	
Lott, Ronnie		5 34 6.8 28 0	
Brooks, Chet		3 31 10.3 19 0	
Wright, Eric		2 37 18.5 23 0	
Jackson, Johnny		2 35 17.5 19 0	
Griffin, Don		2 6 3.0 3 0	
Turner, Keena		1 42 42.0 42 0	
Holmoe, Tom		1 23 23.0 23 0	
McKyer, Tim		1 18 18.0 18 0	
Romanowski, Bill		1 13 13.0 13 0	
Pollard, Darryl		1 12 12.0 12 0	
Millen, Matt		1 10 10.0 10 0	
DeLong, Keith		1 1 1.0 1 0	
49ERS		21 262 12.5 42 0	
OPPONENTS		11 140 12.7 35 0	

KICKOFF RETURNS		No Yds Avg LG TD	
Flagler, Terrence		32 643 20.1 41 0	
Tillman, Spencer		10 206 20.6 60 0	
Sydney, Harry		3 16 5.3 16 0	
Taylor, John		2 51 25.5 27 0	
Henderson, Keith		2 21 10.5 13 0	
Greer, Terry		1 17 17.0 17 0	
Jackson, Johnny		1 0 0.0 0 0	
49ERS		51 954 18.7 60 0	
OPPONENTS		76 1,435 18.9 37 0	
PUNT RETURNS		No FC Yds Avg LG TD	
Taylor, John		36 20 417 11.6 37 0	
Greer, Terry		1 0 3 3.0 3 0	
Griffin, Don		1 0 9 9.0 9 0	
Romanowski, Bill		1 0 0 0.0 0 0	
49ERS		39 20 429 11.0 37 0	
OPPONENTS		35 4 361 10.3 22 0	
PUNTING		No Yds Avg TB I-20 LG Bk	
Helton, Barry		55 2,226 40.5 6 13 56 1	
49ERS		55 2,226 39.8 6 13 56 1	
OPPONENTS		74 2,875 38.9 4 18 57 0	

PASSING		Att Comp Pct Yds LG TD Int QB	
Montana, Joe		386 271 70.2 3,521 95t 26 8 112.4	
Young, Steve		92 64 69.6 1,001 50t 8 3 120.8	
Bono, Steve		5 4 80.0 62 45t 1 0 157.9	
49ERS		483 339 70.2 4,584 95t 35 11 114.8	
OPPONENTS		564 316 56.0 3,568 65t 15 21 68.5	

Rookie Names in Italic

# SAN FRANCISCO 49ERS

## 1990 (14-2/15-3)

### NFC West Champions

#### George Seifert, Coach

W	13	at New Orleans (68,629), <b>MON</b> /S-10	12
W	26	Washington (64,287), S-16	13
W	19	Atlanta (62,858), S-23	13
—	—	BYE, S-30	—
W	24	at Houston (59,931), O-7	21
W	45	at Atlanta (57,921), O-14	35
W	27	Pittsburgh (64,301), O-21	7
W	20	Cleveland (63,672), O-28	17
W	24	at Green Bay (58,835), N-4	20
W	24	at Dallas (62,966), <b>SUN</b> /N-11	6
W	31	Tampa Bay (62,221), N-18	7
L	17	Los Angeles Rams (62,633), N-25	28
W	7	New York Giants (66,092), <b>MON</b> /D-3	3
W	20	at Cincinnati (60,084), D-9	(OT) 17
W	26	at Los Angeles Rams (65,619), <b>MON</b> /D-17	10
L	10	New Orleans (60,112), D-23	13
W	20	at Minnesota (51,590), D-30	17
<b>353</b>			<b>239</b>

### NFC PLAYOFF - JAN. 12

(at San Francisco — Candlestick Park)			
W	28	Washington (65,292)— <b>SAT</b>	10

### NFC CHAMPIONSHIP - JAN. 20

(at San Francisco — Candlestick Park)			
L	13	New York Giants (66,334)	15

TEAM STATISTICS		49ers	Opp
TOTAL FIRST DOWNS		324	250
By Rushing		107	77
By Passing		201	157
By Penalties		16	16
TOTAL YARDS GAINED		5,895	4,273
By Rushing		1,718	1,258
By Passing		4,177	3,015
TOTAL PLAYS FROM SCRIMMAGE		1,074	919
Rushes		454	353
Average Gain Per Rush		3.8	3.6
NET YARDS PASSING		4,177	3,015
Passes Attempted		583	522
Passes Completed		360	265
Percent Completed		61.8	50.8
Had Intercepted		16	17
Times Sacked		37	44
Lost Attempting to Pass		194	263
PUNTS		70	82
Total Yardage of Punts		2,537	3,280
Average Length		36.2	40.0
KICKOFF RETURNS		53	66
Total Yards Returned		965	1,284
Average Length of Return		18.2	19.5
PENALTIES		104	85
Yards Penalized		828	641
FUMBLES		24	21
Own Fumbles Recovered		10	7
Opponents' Fumbles Recovered		14	14
FIELD GOALS		24	19
Field Goals Attempted		36	23
TOTAL POINTS SCORED		353	239
Touchdowns Scored		40	26
Touchdowns Rushing		12	7
Touchdowns Passing		28	17
Touchdown Returns		0	2
Extra Points		39	26
Safetyies		1	0
AVG. TIME OF POSSESSION		32:49	27:11

SCORING	TDs	Ru	Pa	Int	Fu	KO	Pu	PAT	FG	S	Pts
Cofer, Mike	0	0	0	0	0	0	0	39/39	24/36	0	111
Rice, Jerry	13	0	13	0	0	0	0	0/0	0/0	0	78
Rathman, Tom	7	7	0	0	0	0	0	0/0	0/0	0	42
Taylor, John	7	0	7	0	0	0	0	0/0	0/0	0	42
Jones, Brent	5	0	5	0	0	0	0	0/0	0/0	0	30

Rookie Names in Italic

(continued)

### SCORING

	TDs	Ru	Pa	Int	Fu	KO	Pu	PAT	FG	S	Pts
Sydney, Harry	3	2	1	0	0	0	0	0/0	0/0	0	18
Sherrard, Mike	2	0	2	0	0	0	0	0/0	0/0	0	12
Craig, Roger	1	1	0	0	0	0	0	0/0	0/0	0	6
Carter, Dexter	1	1	0	0	0	0	0	0/0	0/0	0	6
Montana, Joe	1	1	0	0	0	0	0	0/0	0/0	0	6
Turner, Keena	0	0	0	0	0	0	0	0/0	0/0	1	2
<b>49ERS</b>	<b>40</b>	<b>12</b>	<b>28</b>	<b>0</b>	<b>0</b>	<b>0</b>	<b>0</b>	<b>39/39</b>	<b>24/36</b>	<b>1</b>	<b>353</b>
<b>OPPONENTS</b>	<b>26</b>	<b>7</b>	<b>17</b>	<b>1</b>	<b>0</b>	<b>0</b>	<b>1*</b>	<b>26/26</b>	<b>19/23</b>	<b>0</b>	<b>239</b>

\*ret. blkd punt

### RUSHING

	Att	Yds	Avg	LG	TD
Carter, Dexter	114	460	4.0	74t	1
Craig, Roger	141	439	3.1	26	1
Rathman, Tom	101	318	3.2	22	7
Sydney, Harry	35	166	4.7	19	2
Montana, Joe	40	162	4.1	20	1
Young, Steve	15	159	10.6	31	0
Henderson, Keith	6	14	2.3	9	0
Rice, Jerry	2	0	0.0	2	0
<b>49ERS</b>	<b>454</b>	<b>1,718</b>	<b>3.8</b>	<b>74t</b>	<b>12</b>
<b>OPPONENTS</b>	<b>353</b>	<b>1,258</b>	<b>3.6</b>	<b>27</b>	<b>7</b>

### RECEIVING

	No	Yds	Avg	LG	TD
Rice, Jerry	100	1,502	15.0	64t	13
Jones, Brent	56	747	13.3	67t	5
Taylor, John	49	748	15.3	78t	7
Rathman, Tom	48	327	6.8	28	0
Carter, Dexter	25	217	8.7	26	0
Craig, Roger	25	201	8.0	31	0
Sherrard, Mike	17	264	15.5	43t	2
Sydney, Harry	10	116	11.6	23t	1
Williams, Jamie	9	54	6.0	9	0
Wilson, Mike	7	89	12.7	34	0
Lewis, Ron	5	44	8.8	14	0
Walls, Wesley	5	27	5.4	11	0
Henderson, Keith	4	35	8.7	9	0
<b>49ERS</b>	<b>360</b>	<b>4,371</b>	<b>12.1</b>	<b>78t</b>	<b>28</b>
<b>OPPONENTS</b>	<b>265</b>	<b>3,278</b>	<b>12.4</b>	<b>75t</b>	<b>17</b>

### INTERCEPTIONS

	No	Yds	Avg	LG	TD
Waymer, Dave	7	64	9.1	24	0
Griffin, Don	3	32	10.7	23	0
Lott, Ronnie	3	26	8.7	15	0
Lewis, Kevin	1	28	28.0	28	0
Plummer, Bruce (Den/SF)	1	16	16.0	16	0
Davis, Eric	1	13	13.0	13	0
Millen, Matt	1	8	8.0	8	0
Pollard, Darryl	1	0	0.0	0	0
<b>49ERS</b>	<b>17</b>	<b>171</b>	<b>10.1</b>	<b>28</b>	<b>0</b>
<b>OPPONENTS</b>	<b>16</b>	<b>176</b>	<b>11.0</b>	<b>65t</b>	<b>1</b>

### KICKOFF RETURNS

	No	Yds	Avg	LG	TD
Carter, Dexter	41	783	19.1	35	0
Tillman, Spencer	6	111	18.5	30	0
Sydney, Harry	2	33	16.5	19	0
Williams, Jamie	2	7	3.5	7	0
Walls, Wesley	1	16	16.0	16	0
Griffin, Don	1	15	15.0	15	0
<b>49ERS</b>	<b>53</b>	<b>965</b>	<b>18.2</b>	<b>35</b>	<b>0</b>
<b>OPPONENTS</b>	<b>66</b>	<b>1,284</b>	<b>19.5</b>	<b>50</b>	<b>0</b>

### PUNT RETURNS

	No	FC	Yds	Avg	LG	TD
Taylor, John	26	5	212	8.2	30	0
Griffin, Don	16	8	105	6.6	20	0
Davis, Eric	5	3	38	7.6	24	0
Wilson, Mike	1	0	1	1.0	1	0
<b>49ERS</b>	<b>48</b>	<b>16</b>	<b>356</b>	<b>7.4</b>	<b>30</b>	<b>0</b>
<b>OPPONENTS</b>	<b>30</b>	<b>13</b>	<b>215</b>	<b>7.2</b>	<b>20</b>	<b>0</b>

### PUNTING

	No	Yds	Avg	TB	I-20	LG	Blk
Helton, Barry	69	2,537	36.8	8	15	56	1
<b>49ERS</b>	<b>70</b>	<b>2,537</b>	<b>36.2</b>	<b>8</b>	<b>15</b>	<b>56</b>	<b>1</b>
<b>OPPONENTS</b>	<b>82</b>	<b>3,280</b>	<b>40.0</b>	<b>6</b>	<b>15</b>	<b>59</b>	<b>0</b>

### PASSING

	Att	Comp	Pct	Yds	LG	TD	Int	QB
Montana, Joe	520	321	61.7	3,944	78t	26	16	89.0
Young, Steve	62	38	61.3	427	34t	2	0	92.6
Helton, Barry	1	1	100.0	0	0	0	0	79.2
<b>49ERS</b>	<b>583</b>	<b>360</b>	<b>61.8</b>	<b>4,371</b>	<b>78t</b>	<b>28</b>	<b>16</b>	<b>89.4</b>
<b>OPPONENTS</b>	<b>522</b>	<b>265</b>	<b>50.8</b>	<b>3,278</b>	<b>75t</b>	<b>17</b>	<b>17</b>	<b>67.8</b>

# SAN FRANCISCO 49ERS

## 1991 (10-6)

*George Seifert, Coach*

L	14	at New York Giants (76,319), MON/S-2	16
W	34	San Diego (60,753), S-8	14
L	14	at Minnesota (59,148), S-15	17
W	27	Los Angeles Rams (63,871), S-22	10
L	6	at Los Angeles Raiders (91,494), S-29	12
-	-	BYE, 0-6	-
L	34	Atlanta (57,343), 0-13	39
W	35	Detroit (61,240), 0-20	3
W	23	at Philadelphia (65,796), 0-27	7
L	14	at Atlanta (51,259), N-3	17
L	3	at New Orleans (68,591), N-10	10
W	14	Phoenix (50,180), N-17	10
W	33	at Los Angeles Rams (61,881), MON/N-25	10
W	38	New Orleans (62,092), D-1	24
W	24	at Seattle (56,711), D-8	22
W	28	Kansas City (62,672), SAT/D-14	14
W	52	Chicago (60,419), MON/D-23	14

**393**

**239**

### TEAM STATISTICS

	49ers	Opp
TOTAL FIRST DOWNS	336	260
By Rushing	112	86
By Passing	197	155
By Penalties	27	19
TOTAL YARDS GAINED	5,858	4,554
By Rushing	1,861	1,512
By Passing	3,997	3,042
TOTAL PLAYS FROM SCRIMMAGE	986	929
Rushes	440	399
Average Gain Per Rush	4.2	3.8
NET YARDS PASSING	3,997	3,042
Passes Attempted	522	499
Passes Completed	325	267
Percent Completed	62.3	53.5
Had Intercepted	12	12
Times Sacked	24	31
Lost Attempting to Pass	170	212
PUNTS	56	82
Total Yardage of Punts	2,197	3,365
Average Length	39.2	41.0
KICKOFF RETURNS	50	66
Total Yards Returned	1,028	1,288
Average Length of Return	20.6	19.5
PENALTIES	114	84
Yards Penalized	902	782
FUMBLES	33	32
Own Fumbles Recovered	14	16
Opponents' Fumbles Recovered	16	19
FIELD GOALS	14	22
Field Goals Attempted	28	25
TOTAL POINTS SCORED	393	239
Touchdowns Scored	50	25
Touchdowns Rushing	19	8
Touchdowns Passing	29	16
Touchdown Returns	2	1
Extra Points	49	23
Safeties	1	0
AVG. TIME OF POSSESSION	31:34	28:26

### SCORING

	TDs	Ru	Pa	Int	Fu	KO	Pu	PAT	FG	S	Pts
Cofer, Mike	0	0	0	0	0	0	0	49/50	14/28	0	91
Rice, Jerry	14	0	14	0	0	0	0	0/0	0/0	0	84
Taylor, John	9	0	9	0	0	0	0	0/0	0/0	0	54
Sydney, Harry	7	5	2	0	0	0	0	0/0	0/0	0	42
Rathman, Tom	6	6	0	0	0	0	0	0/0	0/0	0	36
Carter, Dexter	4	2	1	0	0	1	0	0/0	0/0	0	24
Young, Steve	4	4	0	0	0	0	0	0/0	0/0	0	24
Henderson, Keith	2	2	0	0	0	0	0	0/0	0/0	0	12
Sherrard, Mike	2	0	2	0	0	0	0	0/0	0/0	0	12
Griffin, Don	1	0	0	0	1	0	0	0/0	0/0	0	6
Williams, Jamie	1	0	1	0	0	0	0	0/0	0/0	0	6
Jordan, Darin	0	0	0	0	0	0	0	0/0	0/0	1	2
<b>49ERS</b>	<b>50</b>	<b>19</b>	<b>29</b>	<b>0</b>	<b>1</b>	<b>1</b>	<b>0</b>	<b>49/50</b>	<b>14/28</b>	<b>1</b>	<b>393</b>
<b>OPPONENTS</b>	<b>25</b>	<b>8</b>	<b>16</b>	<b>0</b>	<b>0</b>	<b>1</b>	<b>0</b>	<b>23/25</b>	<b>22/25</b>	<b>0</b>	<b>239</b>

Rookie Names in *Italic*

RUSHING	Att	Yds	Avg	LG	TD
Henderson, Keith	137	561	4.1	25	2
Young, Steve	66	415	6.3	21	4
Carter, Dexter	85	379	4.5	53t	2
Sydney, Harry	57	245	4.3	32	5
Rathman, Tom	63	183	2.9	16	6
Bono, Steve	17	46	2.7	18	0
Tillman, Spencer	13	40	3.1	8	0
Rice, Jerry	1	2	2.0	2	0
Prokop, Joe	1	-10	-10.0	-10	0
<b>49ERS</b>	<b>440</b>	<b>1,861</b>	<b>4.2</b>	<b>53t</b>	<b>19</b>
<b>OPPONENTS</b>	<b>399</b>	<b>1,512</b>	<b>3.8</b>	<b>37</b>	<b>8</b>

RECEIVING	No	Yds	Avg	LG	TD
Rice, Jerry	80	1,206	15.1	73t	14
Taylor, John	64	1,011	15.8	97t	9
Rathman, Tom	34	286	8.4	32	0
Henderson, Keith	30	303	10.1	23	0
Jones, Brent	27	417	15.4	41	0
Sherrard, Mike	24	296	12.3	31	2
Carter, Dexter	23	253	11.0	26	1
Williams, Jamie	22	235	10.7	21	1
Sydney, Harry	13	90	6.9	19	2
Beach, Sanjay	4	43	10.8	20	0
Walls, Wesley	2	24	12.0	21	0
Tillman, Spencer	2	3	1.5	3	0
<b>49ERS</b>	<b>325</b>	<b>4,167</b>	<b>12.8</b>	<b>97t</b>	<b>29</b>
<b>OPPONENTS</b>	<b>267</b>	<b>3,254</b>	<b>12.2</b>	<b>51</b>	<b>16</b>

INTERCEPTIONS	No	Yds	Avg	LG	TD
Waymer, Dave	4	77	19.3	42	0
Lewis, Kevin	2	20	10.0	20	0
Jackson, Johnny	1	11	11.0	11	0
Romanowski, Bill	1	7	7.0	7	0
Lee, Mark	1	5	5.0	5	0
Whitmore, David	1	5	5.0	5	0
Bowles, Todd	1	0	0.0	0	0
Griffin, Don	1	0	0.0	0	0
<b>49ERS</b>	<b>12</b>	<b>125</b>	<b>10.4</b>	<b>42</b>	<b>0</b>
<b>OPPONENTS</b>	<b>12</b>	<b>82</b>	<b>6.8</b>	<b>37</b>	<b>0</b>

KICKOFF RETURNS	No	Yds	Avg	LG	TD
Carter, Dexter	37	839	22.7	98t	1
Tillman, Spencer	9	132	14.7	27	0
Beach, Sanjay	2	37	18.5	23	0
Sydney, Harry	1	13	13.0	13	0
Whitmore, David	1	7	7.0	7	0
<b>49ERS</b>	<b>50</b>	<b>1,028</b>	<b>20.6</b>	<b>98t</b>	<b>1</b>
<b>OPPONENTS</b>	<b>66</b>	<b>1,288</b>	<b>19.5</b>	<b>100t</b>	<b>0</b>

PUNT RETURNS	No	FC	Yds	Avg	LG	TD
Taylor, John	31	14	267	8.6	24	0
Bach, Sanjay	10	0	53	5.3	15	0
Lewis, Kevin	1	0	0	0.0	0	0
Griffin, Don	0	1	0	0.0	0	0
<b>49ERS</b>	<b>42</b>	<b>15</b>	<b>320</b>	<b>7.6</b>	<b>24</b>	<b>0</b>
<b>OPPONENTS</b>	<b>30</b>	<b>6</b>	<b>239</b>	<b>8.0</b>	<b>23</b>	<b>0</b>

PUNTING	No	Yds	Avg	TB	I-20	LG	Blk
Prokop, Joe	40	1,541	38.5	1	8	58	0
Mojsiejenko, Ralf	16	656	41.0	4	0	55	0
<b>49ERS</b>	<b>56</b>	<b>2,197</b>	<b>39.2</b>	<b>5</b>	<b>8</b>	<b>58</b>	<b>0</b>
<b>OPPONENTS</b>	<b>82</b>	<b>3,365</b>	<b>41.0</b>	<b>10</b>	<b>17</b>	<b>58</b>	<b>0</b>

PASSING	Att	Comp	Pct	Yds	LG	TD	Int	QB
Young, Steve	279	180	64.5	2,517	97t	17	8	101.8
Bono, Steve	237	141	59.5	1,617	78	11	4	88.5
<i>Musgrave, Bill</i>	5	4	80.0	33	15t	1	0	133.8
Sydney, Harry	1	0	0.0	0	0	0	0	39.6
<b>49ERS</b>	<b>522</b>	<b>325</b>	<b>62.3</b>	<b>4,167</b>	<b>97t</b>	<b>29</b>	<b>12</b>	<b>96.2</b>
<b>OPPONENTS</b>	<b>499</b>	<b>267</b>	<b>53.5</b>	<b>3,254</b>	<b>51</b>	<b>16</b>	<b>12</b>	<b>74.5</b>

# SAN FRANCISCO 49ERS

## 1992 (14-2/15-3)

**NFC West Champions**  
**George Seifert, Coach**

W	31	at New York Giants (74,519), S-6	14
L	31	Buffalo (64,053), S-13	34
W	31	at New York Jets (71,020), S-20	14
W	16	at New Orleans (68,591), <b>SUN/S-27</b>	10
W	27	Los Angeles Rams (63,071), O-4	24
W	24	at New England (54,126), O-11	12
W	56	Atlanta (63,302), O-18	17
-	-	BYE, O-25	-
L	14	at Phoenix (47,642), N-1	24
W	41	at Atlanta (67,404), <b>MON/N-9</b>	3
W	21	New Orleans (64,895), N-15	20
W	27	at Los Angeles Rams (65,858), N-22	10
W	20	Philadelphia (63,374), N-29	14
W	27	Miami (58,474), D-6	3
W	20	at Minnesota (60,685), D-13	17
W	21	Tampa Bay (60,519), D-19	14
W	24	Detroit (55,907), <b>MON/D-28</b>	6
<b>431</b>			<b>236</b>

### NFC PLAYOFF - JAN. 9

(at San Francisco - Candlestick Park)

W	20	Washington (64,991)- <b>SAT</b>	13
---	----	---------------------------------	----

### NFC CHAMPIONSHIP - JAN. 17

(at San Francisco - Candlestick Park)

L	20	Dallas (64,920)	30
---	----	-----------------	----

#### TEAM STATISTICS

	49ers	Opp
TOTAL FIRST DOWNS	344	277
By Rushing	135	90
By Passing	192	174
By Penalties	17	13
TOTAL YARDS GAINED	6,195	4,787
By Rushing	2,315	1,418
By Passing	3,880	3,369
TOTAL PLAYS FROM SCRIMMAGE	994	943
Rushes	482	351
Average Gain Per Rush	4.8	4.0
NET YARDS PASSING	3,880	3,369
Passes Attempted	480	551
Passes Completed	319	320
Percent Completed	66.5	58.1
Had Intercepted	9	17
Times Sacked	32	41
Lost Attempting to Pass	174	273
PUNTS	49	76
Total Yardage of Punts	1,918	3,134
Average Length	39.1	41.2
KICKOFF RETURNS	42	66
Total Yards Returned	879	1,273
Average Length of Return	20.9	19.3
PENALTIES	80	79
Yards Penalized	636	651
FUMBLES	29	23
Own Fumbles Recovered	16	11
Opponents' Fumbles Recovered	12	13
FIELD GOALS	18	16
Field Goals Attempted	27	20
TOTAL POINTS SCORED	431	236
Touchdowns Scored	54	27
Touchdowns Rushing	22	5
Touchdowns Passing	29	20
Touchdown Returns	3	2
Extra Points	53	26
Safeties	0	0
AVG. TIME OF POSSESSION	32:19	27:41

#### SCORING

	TDs	Ru	Pa	Int	Fu	KO	Pu	PAT	FG	S	Pts
Cofer, Mike	0	0	0	0	0	0	0	53/54	18/27	0	107
Rice, Jerry	11	1	10	0	0	0	0	0/0	0/0	0	66
Watters, Ricky	11	9	2	0	0	0	0	0/0	0/0	0	66
Rathman, Tom	9	5	4	0	0	0	0	0/0	0/0	0	54
Jones, Brent	4	0	4	0	0	0	0	0/0	0/0	0	24
Lee, Amp	4	2	2	0	0	0	0	0/0	0/0	0	24
Young, Steve	4	4	0	0	0	0	0	0/0	0/0	0	24
Taylor, John	3	0	3	0	0	0	0	0/0	0/0	0	18

(continued)

#### SCORING

	TDs	Ru	Pa	Int	Fu	KO	Pu	PAT	FG	S	Pts
Turner, Odessa	2	0	2	0	0	0	0	0/0	0/0	0	12
Carter, Dexter	1	0	1	0	0	0	0	0/0	0/0	0	6
Hanks, Merton	1	0	0	0	0	0	1	0/0	0/0	0	6
Johnson, John	1	0	0	1	0	0	0	0/0	0/0	0	6
Logan, Marc	1	1	0	0	0	0	0	0/0	0/0	0	6
Sherrard, Mike	1	0	0	0	1	0	0	0/0	0/0	0	6
Williams, Jamie	1	0	1	0	0	0	0	0/0	0/0	0	6

#### 49ERS

<b>54</b>	<b>22</b>	<b>29</b>	<b>1</b>	<b>1</b>	<b>0</b>	<b>1</b>	<b>53/54</b>	<b>18/27</b>	<b>0</b>	<b>431</b>
-----------	-----------	-----------	----------	----------	----------	----------	--------------	--------------	----------	------------

#### OPPONENTS

<b>27</b>	<b>5</b>	<b>20</b>	<b>2</b>	<b>0</b>	<b>0</b>	<b>0</b>	<b>26/27</b>	<b>16/20</b>	<b>0</b>	<b>236</b>
-----------	----------	-----------	----------	----------	----------	----------	--------------	--------------	----------	------------

#### RUSHING

	Att	Yds	Avg	LG	TD
Watters, Ricky	206	1,013	4.9	43	9
Young, Steve	76	537	7.1	39t	4
Lee, Amp	91	362	4.0	43	2
Rathman, Tom	57	194	3.4	17	5
Rice, Jerry	9	58	6.4	26t	1
Logan, Marc	8	44	5.5	26	1
Henderson, Keith	10	37	3.7	9	0
Montana, Joe	3	28	9.3	16	0
Bono, Steve	15	23	1.5	19	0
Taylor, John	1	10	10.0	10	0
Carter, Dexter	4	9	2.3	6	0
Wilmsmeyer, Klaus	2	0	0.0	10	0

#### 49ERS

<b>482</b>	<b>2,315</b>	<b>4.8</b>	<b>43</b>	<b>22</b>
------------	--------------	------------	-----------	-----------

#### OPPONENTS

<b>351</b>	<b>1,418</b>	<b>4.0</b>	<b>35</b>	<b>5</b>
------------	--------------	------------	-----------	----------

#### RECEIVING

	No	Yds	Avg	LG	TD
Rice, Jerry	84	1,201	14.3	80t	10
Jones, Brent	45	628	14.0	43	4
Rathman, Tom	44	343	7.8	27t	4
Watters, Ricky	43	405	9.4	35	2
Sherrard, Mike	38	607	16.0	56	0
Taylor, John	25	428	17.1	54t	3
Lee, Amp	20	102	5.1	17	2
Turner, Odessa	9	200	22.2	57	2
Williams, Jamie	7	76	10.9	21	1
Logan, Marc	2	17	8.5	13	0
Carter, Dexter	1	43	43.0	43t	1
Henderson, Keith	1	4	4.0	4	0

#### 49ERS

<b>319</b>	<b>4,054</b>	<b>12.7</b>	<b>80t</b>	<b>29</b>
------------	--------------	-------------	------------	-----------

#### OPPONENTS

<b>320</b>	<b>3,642</b>	<b>11.4</b>	<b>55t</b>	<b>20</b>
------------	--------------	-------------	------------	-----------

#### INTERCEPTIONS

	No	Yds	Avg	LG	TD
Griffin, Don	5	4	0.8	2	0
Davis, Eric	3	52	17.3	37	0
Hall, Dana	2	34	17.0	34	0
Hanks, Merton	2	5	2.5	4	0
Johnson, John	1	56	56.0	56t	1
Roberts, Larry	1	19	19.0	19	0
DeLong, Keith	1	2	2.0	2	0
Brown, Dennis	1	0	0.0	0	0
Whitmore, David	1	0	0.0	0	0

#### 49ERS

<b>17</b>	<b>172</b>	<b>10.1</b>	<b>56t</b>	<b>1</b>
-----------	------------	-------------	------------	----------

#### OPPONENTS

<b>9</b>	<b>126</b>	<b>14.0</b>	<b>51t</b>	<b>2</b>
----------	------------	-------------	------------	----------

#### KICKOFF RETURNS

	No	Yds	Avg	LG	TD
Logan, Marc	22	478	21.7	82	0
Lee, Amp	14	276	19.7	33	0
Grant, Alan	3	70	23.3	47	0
Carter, Dexter	2	55	27.5	32	0
Turner, Odessa	1	0	0.0	0	0

#### 49ERS

<b>42</b>	<b>879</b>	<b>20.9</b>	<b>82</b>	<b>0</b>
-----------	------------	-------------	-----------	----------

#### OPPONENTS

<b>66</b>	<b>1,273</b>	<b>19.3</b>	<b>45</b>	<b>0</b>
-----------	--------------	-------------	-----------	----------

#### PUNT RETURNS

	No	FC	Yds	Avg	LG	TD
Grant, Alan	29	10	249	8.6	46	0
Griffin, Don	6	2	69	11.5	29	0
Lewis, Ronald	4	0	23	5.8	9	0
Hanks, Merton	1	0	48	48.0	48t	1

#### 49ERS

<b>40</b>	<b>12</b>	<b>389</b>	<b>9.7</b>	<b>48t</b>	<b>1</b>
-----------	-----------	------------	------------	------------	----------

#### OPPONENTS

<b>23</b>	<b>9</b>	<b>177</b>	<b>7.7</b>	<b>27</b>	<b>0</b>
-----------	----------	------------	------------	-----------	----------

#### PUNTING

	No	Yds	Avg	TB	I-20	LG	Bk
Wilmsmeyer, Klaus	49	1,918	39.1	2	19	58	0

#### 49ERS

<b>49</b>	<b>1,918</b>	<b>39.1</b>	<b>2</b>	<b>19</b>	<b>58</b>	<b>0</b>
-----------	--------------	-------------	----------	-----------	-----------	----------

#### OPPONENTS

<b>76</b>	<b>3,134</b>	<b>41.2</b>	<b>7</b>	<b>23</b>	<b>71</b>	<b>0</b>
-----------	--------------	-------------	----------	-----------	-----------	----------

#### PASSING

	Att	Comp	Pct	Yds	LG	TD	Int	QB
Young, Steve	402	268	66.7	3,465	80t	25	7	107.0
Bono, Steve	56	36	64.3	463	36	2	2	87.1
Montana, Joe	21	15	71.4	126	17	2	0	118.4
Watters, Ricky	1	0	0.0	0	0	0	0	39.6

#### 49ERS

<b>480</b>	<b>319</b>	<b>66.5</b>	<b>4,054</b>	<b>80t</b>	<b>29</b>	<b>9</b>	<b>105.0</b>
------------	------------	-------------	--------------	------------	-----------	----------	--------------

#### OPPONENTS

<b>551</b>	<b>320</b>	<b>58.1</b>	<b>3,642</b>	<b>55t</b>	<b>20</b>	<b>17</b>	<b>77.3</b>
------------	------------	-------------	--------------	------------	-----------	-----------	-------------

Rookie Names in *Italic*



# SAN FRANCISCO 49ERS

## 1993 (10-6/11-7)

**NFC West Champions**  
**George Seifert, Coach**

W	24	at Pittsburgh (57,502), S-5	13
L	13	at Cleveland (78,218), <b>MON/S</b> -13	23
W	37	Atlanta (63,032), S-19	30
L	13	at New Orleans (69,041), S-26	16
W	38	Minnesota (63,071), O-3	19
-	-	BYE, O-10	-
L	17	at Dallas (65,099), O-17	26
W	28	Phoenix (62,020), O-24	14
W	40	Los Angeles Rams (63,417), O-31	17
-	-	BYE, N-7	-
W	45	at Tampa Bay (43,835), N-14	21
W	42	New Orleans (66,500), <b>MON/N</b> -22	7
W	35	at Los Angeles Rams (62,143), N-28	10
W	21	Cincinnati (60,039), <b>SUN/D</b> -5	8
L	24	at Atlanta (64,688), <b>SAT/D</b> -11	27
W	55	at Detroit (77,052), D-19	17
L	7	Houston (61,744), <b>SAT/D</b> -25	10
L	34	Philadelphia (61,653), <b>MON/J</b> -3 (OT)	37
<b>473</b>			<b>295</b>

## NFC PLAYOFF - JAN. 15

(at San Francisco - Candlestick Park)

W	44	New York Giants (67,143)	3
---	----	--------------------------	---

## NFC CHAMPIONSHIP - JAN. 23

(at Irving - Texas Stadium)

L	21	at Dallas (64,902)	38
---	----	--------------------	----

TEAM STATISTICS		49ers	Opp
TOTAL FIRST DOWNS		372	297
By Rushing		134	109
By Passing		212	171
By Penalties		26	17
TOTAL YARDS GAINED		6,435	4,997
By Rushing		2,133	1,800
By Passing		4,302	3,197
TOTAL PLAYS FROM SCRIMMAGE		1,022	1,012
Rushes		463	404
Average Gain Per Rush		4.6	4.5
NET YARDS PASSING		4,302	3,197
Passes Attempted		524	564
Passes Completed		354	314
Percent Completed		67.6	55.7
Had Intercepted		17	19
Times Sacked		35	44
Lost Attempting to Pass		178	316
PUNTS		42	68
Total Yardage of Punts		1,718	2,985
Average Length		40.9	43.9
KICKOFF RETURNS		40	61
Total Yards Returned		715	1,196
Average Length of Return		17.9	19.6
PENALTIES		95	99
Yards Penalized		800	743
FUMBLES		32	20
Own Fumbles Recovered		19	9
Opponents' Fumbles Recovered		11	13
FIELD GOALS		16	27
Field Goals Attempted		26	30
TOTAL POINTS SCORED		473	295
Touchdowns Scored		61	30
Touchdowns Rushing		26	6
Touchdowns Passing		29	23
Touchdown Returns		6	1
Extra Points		59	30
Safeties		0	2
AVG. TIME OF POSSESSION		30:24	29:36
SCORING		TDs Ru Pa Int Fu KO Pu PAT	FG S Pts
Cofer, Mike		0 0 0 0 0 0 0 0/0	16/26 0 107
Rice, Jerry		16 1 15 0 0 0 0 0/0	0/0 0 96
Watters, Ricky		11 10 1 0 0 0 0 0/0	0/0 0 66
Logan, Marc		7 7 0 0 0 0 0 0/0	0/0 0 42
Taylor, John		5 0 5 0 0 0 0 0/0	0/0 0 30
Jones, Brent		3 0 3 0 0 0 0 0/0	0/0 0 18
Lee, Amp		3 1 2 0 0 0 0 0/0	0/0 0 18

(continued)

SCORING		TDs Ru Pa Int Fu KO Pu PAT	FG S Pts
Rathman, Tom		3 3 0 0 0 0 0 0/0	0/0 0 18
Carter, Dexter		2 1 0 0 0 0 1 0/0	0/0 0 12
Davis, Eric		2 0 0 1 1 0 0 0/0	0/0 0 12
Young, Steve		2 2 0 0 0 0 0 0/0	0/0 0 12
Beach, Sanjay		1 0 1 0 0 0 0 0/0	0/0 0 6
Bono, Steve		1 1 0 0 0 0 0 0/0	0/0 0 6
Hanks, Merton		1 0 0 1 0 0 0 0/0	0/0 0 6
McGruder, Mike		1 0 0 1 0 0 0 0/0	0/0 0 6
Singleton, Nate		1 0 1 0 0 0 0 0/0	0/0 0 6
Tamm, Ralph		1 0 0 0 1 0 0 0/0	0/0 0 6
Williams, Jamie		1 0 1 0 0 0 0 0/0	0/0 0 6
49ERS		61 26 29 3 2 0 1 59/61	16/26 0 473
OPPONENTS		30 6 23 0 0 0 0 30/30	27/30 2 295
RUSHING		Att Yds Avg LG TD	
Watters, Ricky		208 950 4.6 39 10	
Young, Steve		69 407 5.9 35 2	
Logan, Marc		58 280 4.8 45 7	
Lee, Amp		72 230 3.2 13 1	
Rathman, Tom		19 80 4.2 19 3	
Carter, Dexter		10 72 7.2 50t 1	
Rice, Jerry		3 69 23.0 43t 1	
Taylor, John		2 17 8.5 12 0	
Walker, Adam		5 17 3.4 11 0	
Bono, Steve		12 14 1.2 10 1	
Wilmsmeyer, Klaus		2 0 0.0 0 0	
Musgrave, Bill		3 -3 -1.0 -1 0	
49ERS		463 2,133 4.6 50t 26	
OPPONENTS		404 1,800 4.5 41 6	
RECEIVING		No Yds Avg LG TD	
Rice, Jerry		98 1,503 15.3 80t 15	
Jones, Brent		68 735 10.8 29 3	
Taylor, John		56 940 16.8 76t 5	
Logan, Marc		37 348 9.4 24 0	
Watters, Ricky		31 326 10.5 48t 1	
Williams, Jamie		16 132 8.3 15 1	
Lee, Amp		16 115 7.2 22 2	
Rathman, Tom		10 86 8.6 17 0	
Singleton, Nate		8 126 15.8 33 1	
Beach, Sanjay		5 59 11.8 20t 1	
Turner, Odessa		3 64 21.3 32 0	
Carter, Dexter		2 40 20.0 14 0	
Young, Steve		2 2 1.0 6 0	
Walker, Adam		1 4 4.0 4 0	
49ERS		354 4,480 12.7 80t 29	
OPPONENTS		314 3,513 11.2 65t 23	
INTERCEPTIONS		No Yds Avg LG TD	
McGruder, Michael		5 89 17.8 37 1	
Davis, Eric		4 45 11.3 41t 1	
Hanks, Merton		3 104 34.7 67t 1	
McDonald, Tim		3 23 7.7 21 0	
Griffin, Don		3 6 2.0 3 0	
Johnson, John		1 0 0.0 0 0	
49ERS		19 267 14.1 67t 3	
OPPONENTS		17 157 9.2 30 0	
KICKOFF RETURNS		No Yds Avg LG TD	
Carter, Dexter		25 494 19.8 60 0	
Lee, Amp		10 160 16.0 28 0	
Walker, Adam		3 51 17.0 30 0	
Brandes, John		1 10 10.0 10 0	
Kelm, Larry		1 0 0.0 0 0	
49ERS		40 715 17.9 60 0	
OPPONENTS		61 1,196 19.6 50 1	
PUNT RETURNS		No FC Yds Avg LG TD	
Carter, Dexter		34 20 41t 12.1 72t 1	
Kelm, Larry		1 0 0 0.0 0 0	
49ERS		35 20 41t 11.7 72t 1	
OPPONENTS		15 8 17t 11.4 50 0	
PUNTING		No Yds Avg TB I-20 LG Blk	
Wilmsmeyer, Klaus		42 1,718 40.9 5 11 61 0	
49ERS		42 1,718 40.9 5 11 61 0	
OPPONENTS		68 2,985 43.9 5 12 57 0	
PASSING		Att Comp Pct Yds LG TD Int QB	
Young, Steve		462 314 68.0 4,023 80t 29 16 101.5	
Bono, Steve		61 39 63.9 416 33 0 1 76.9	
Taylor, John		1 1 100.0 41 41 0 0 118.8	
49ERS		524 354 67.6 4,480 80t 29 17 98.9	
OPPONENTS		564 314 55.7 3,513 65t 23 19 74.0	

Rookie Names in Italic



# SAN FRANCISCO 49ERS

## 1994 (13-3/16-3)

### NFC West Champions – World Champions George Seifert, Coach

W	44	Los Angeles Raiders (68,032),	MON/S–5	14
L	17	at Kansas City (79,907),	S–11	24
W	34	at Los Angeles Rams (56,479),	S–18	19
W	24	New Orleans (63,971),	S–25	13
L	8	Philadelphia (64,843),	O–2	40
W	27	at Detroit (77,340),	O–9	21
W	42	at Atlanta (67,298),	O–16	3
W	41	Tampa Bay (62,741),	O–23	16
–	–	BYE,	O–30	
W	37	at Washington (54,335),	N–6	22
W	21	Dallas (69,014),	N–13	14
W	31	Los Angeles Rams (62,774),	SUN/N–20	27
W	35	at New Orleans (61,304),	MON/N–28	14
W	50	Atlanta (60,549),	D–4	14
W	38	at San Diego (62,105),	SAT/D–11	15
W	42	Denver (64,884),	SAT/D–17	19
L	14	at Minnesota (63,326),	MON/D–26	21
				<b>505</b>

### NFC PLAYOFF - JAN. 7

(at San Francisco – Candlestick Park)

W	44	Chicago (64,644)–SAT		15
---	----	----------------------	--	----

### NFC CHAMPIONSHIP - JAN. 15

(at San Francisco – Candlestick Park)

W	38	Dallas (69,125)		28
---	----	-----------------	--	----

### SUPER BOWL XXIX - JAN. 29

(at Miami – Joe Robbie Stadium)

W	49	San Diego (74,107)		26
---	----	--------------------	--	----

### TEAM STATISTICS

	49ers	Opp
TOTAL FIRST DOWNS	362	285
By Rushing	122	82
By Passing	210	182
By Penalties	30	21
TOTAL YARDS GAINED	6,060	4,839
By Rushing	1,897	1,338
By Passing	4,163	3,501
TOTAL PLAYS FROM SCRIMMAGE	1,037	996
Rushes	491	375
Average Gain Per Rush	3.9	3.6
NET YARDS PASSING	4,163	3,501
Passes Attempted	511	583
Passes Completed	359	329
Percent Completed	70.3	56.4
Had Intercepted	11	23
Times Sacked	35	38
Lost Attempting to Pass	199	255
PUNTS	54	77
Total Yardage of Punts	2,235	3,274
Average Length	41.4	42.5
KICKOFF RETURNS	58	89
Total Yards Returned	1,244	1,912
Average Length of Return	21.4	21.5
PENALTIES	109	108
Yards Penalized	890	912
FUMBLES	25	25
Own Fumbles Recovered	12	13
Opponents' Fumbles Recovered	12	13
FIELD GOALS	15	15
Field Goals Attempted	20	21
TOTAL POINTS SCORED	505	296
Touchdowns Scored	66	35
Touchdowns Rushing	23	16
Touchdowns Passing	37	15
Touchdown Returns	6	4
Extra Points	60	23
Safeties	0	2
AVG. TIME OF POSSESSION	31:38	28:22

### SCORING

	TDs	Ru	Pa	Int	Fu	KO	Pu	PAT	FG	S	Pts
Brien, Doug	0	0	0	0	0	0	0	60/62	15/20	0	105
Rice, Jerry	15	2	13	0	0	0	0	0/0	0/0	0	92
Watters, Ricky	11	6	5	0	0	0	0	0/0	0/0	0	66
Jones, Brent	9	0	9	0	0	0	0	0/0	0/0	0	56
Young, Steve	7	7	0	0	0	0	0	0/0	0/0	0	42
Floyd, William	6	6	0	0	0	0	0	0/0	0/0	0	36

Rookie Names in Italic

(continued)

### SCORING

	TDs	Ru	Pa	Int	Fu	KO	Pu	PAT	FG	S	Pts
Taylor, John	5	0	5	0	0	0	0	0/0	0/0	0	30
Sanders, Deion	3	0	0	3	0	0	0	0/0	0/0	0	18
Logan, Marc	2	1	1	0	0	0	0	0/0	0/0	0	12
McCaffrey, Ed	2	0	2	0	0	0	0	0/0	0/0	0	12
McDonald, Tim	2	0	0	1	1	0	0	0/0	0/0	0	12
Singleton, Nate	2	0	2	0	0	0	0	0/0	0/0	0	12
Carter, Dexter	1	0	0	0	0	1	0	0/0	0/0	0	6
Walker, Adam	1	1	0	0	0	0	0	0/0	0/0	0	6
<b>49ERS</b>	<b>66</b>	<b>23</b>	<b>37</b>	<b>4</b>	<b>1</b>	<b>1</b>	<b>0</b>	<b>60/62</b>	<b>15/20</b>	<b>0</b>	<b>505</b>
<b>OPPONENTS</b>	<b>35</b>	<b>16</b>	<b>15</b>	<b>1</b>	<b>3</b>	<b>0</b>	<b>0</b>	<b>23/23</b>	<b>15/21</b>	<b>2</b>	<b>296</b>

### RUSHING

	Att	Yds	Avg	LG	TD
Watters, Ricky	239	877	3.7	23	6
Floyd, William	87	305	3.5	26	6
Young, Steve	58	293	5.1	27	7
Logan, Marc	33	143	4.3	22	1
Loville, Derek	31	99	3.2	13	0
Rice, Jerry	7	93	13.3	28t	2
Walker, Adam	13	54	4.2	14	1
Carter, Dexter	8	34	4.3	18	0
Grbac, Elvis	13	1	0.1	6	0
Taylor, John	2	–2	–1.0	1	0
<b>49ERS</b>	<b>491</b>	<b>1,897</b>	<b>3.9</b>	<b>28t</b>	<b>23</b>
<b>OPPONENTS</b>	<b>375</b>	<b>1,338</b>	<b>3.6</b>	<b>44t</b>	<b>16</b>

### RECEIVING

	No	Yds	Avg	LG	TD
Rice, Jerry	112	1,499	13.4	69t	13
Watters, Ricky	66	719	10.9	65t	5
Jones, Brent	49	670	13.7	69t	9
Taylor, John	41	531	13.0	35	5
Singleton, Nate	21	294	14.0	43t	2
Floyd, William	19	145	7.6	15	0
Logan, Marc	16	97	6.1	15	1
Popson, Ted	13	141	10.9	24	0
McCaffrey, Ed	11	131	11.9	32	2
Carter, Dexter	7	99	14.1	44	0
Loville, Derek	2	26	13.0	19	0
Carolan, Brett	2	10	5.0	6	0
<b>49ERS</b>	<b>359</b>	<b>4,362</b>	<b>12.2</b>	<b>69t</b>	<b>37</b>
<b>OPPONENTS</b>	<b>329</b>	<b>3,756</b>	<b>11.4</b>	<b>90</b>	<b>15</b>

### INTERCEPTIONS

	No	Yds	Avg	LG	TD
Hanks, Merton	7	93	13.3	38	0
Sanders, Deion	6	303	50.5	93t	3
McDonald, Tim	2	79	39.5	73t	1
Hall, Dana	2	0	0.0	0	0
Cook, Toi	1	18	18.0	18	0
Davis, Eric	1	8	8.0	8	0
Drakeford, Tyronne	1	6	6.0	6	0
Plummer, Gary	1	1	1.0	1	0
Brown, Dennis	1	0	0.0	0	0
Norton, Ken, Jr.	1	0	0.0	0	0
<b>49ERS</b>	<b>23</b>	<b>508</b>	<b>22.1</b>	<b>93t</b>	<b>4</b>
<b>OPPONENTS</b>	<b>11</b>	<b>107</b>	<b>9.7</b>	<b>36t</b>	<b>1</b>

### KICKOFF RETURNS

	No	Yds	Avg	LG	TD
Carter, Dexter	48	1,105	23.0	96t	1
Walker, Adam	6	82	13.7	19	0
Loville, Derek	2	34	17.0	19	0
Singleton, Nate	2	23	11.5	17	0
<b>49ERS</b>	<b>58</b>	<b>1,244</b>	<b>21.5</b>	<b>96t</b>	<b>1</b>
<b>OPPONENTS</b>	<b>89</b>	<b>1,912</b>	<b>21.5</b>	<b>51</b>	<b>0</b>

### PUNT RETURNS

	No	FC	Yds	Avg	LG	TD
Carter, Dexter	38	12	321	8.5	26	0
Singleton, Nate	2	1	13	6.5	8	0
<b>49ERS</b>	<b>40</b>	<b>13</b>	<b>334</b>	<b>8.4</b>	<b>26</b>	<b>0</b>
<b>OPPONENTS</b>	<b>28</b>	<b>10</b>	<b>242</b>	<b>8.6</b>	<b>43</b>	<b>0</b>

### PUNTING

	No	Yds	Avg	TB	I-20	LG	Blk
Wilmsmeyer, Klaus	54	2,235	41.4	3	18	60	0
<b>49ERS</b>	<b>54</b>	<b>2,235</b>	<b>41.4</b>	<b>3</b>	<b>18</b>	<b>60</b>	<b>0</b>
<b>OPPONENTS</b>	<b>77</b>	<b>3,274</b>	<b>42.5</b>	<b>9</b>	<b>19</b>	<b>65</b>	<b>0</b>

### PASSING

	Att	Comp	Pct	Yds	LG	TD	Int	QB
Young, Steve	461	324	70.3	3,969	69t	35	10	112.8
Grbac, Elvis	50	35	70.0	393	42	2	1	98.2
<b>49ERS</b>	<b>511</b>	<b>359</b>	<b>70.3</b>	<b>4,362</b>	<b>69t</b>	<b>37</b>	<b>11</b>	<b>111.4</b>
<b>OPPONENTS</b>	<b>583</b>	<b>329</b>	<b>56.4</b>	<b>3,756</b>	<b>90</b>	<b>15</b>	<b>23</b>	<b>68.1</b>

# SAN FRANCISCO 49ERS

## 1995 (11-5/11-6)

**NFC West Champions**  
**George Seifert, Coach**

W	24	at New Orleans (66,627), S-3	22
W	41	Atlanta (63,627), S-10	10
W	28	New England (66,179), S-17	3
L	24	at Detroit (76,236), <b>MON/S</b> -25	27
W	20	New York Giants (65,536), O-1	6
-	-	BYE, O-8	-
L	17	at Indianapolis (60,273), O-15	18
W	44	at St. Louis Rams (59,915), O-22	10
L	7	New Orleans (65,272), O-29	11
L	7	Carolina (61,722), N-5	13
W	38	at Dallas (65,180), N-12	20
W	44	at Miami (73,080), <b>MON/N</b> -20	20
W	41	St. Louis Rams (66,049), N-26	13
W	27	Buffalo (65,568), <b>SUN/D</b> -3	17
W	31	at Carolina (76,136), D-10	10
W	37	Minnesota (64,975), <b>MON/D</b> -18	30
L	27	at Atlanta (51,785), D-24	28
<b>457</b>			<b>258</b>

## NFC PLAYOFF - JAN. 6

(at San Francisco - 3Com Park)

L	17	Green Bay (69,311)- <b>SAT</b>	<b>27</b>
---	----	--------------------------------	-----------

TEAM STATISTICS		49ers	Opp
TOTAL FIRST DOWNS		355	264
By Rushing		109	57
By Passing		231	192
By Penalties		15	15
TOTAL YARDS GAINED		6,087	4,398
By Rushing		1,479	1,061
By Passing		4,608	3,337
TOTAL PLAYS FROM SCRIMMAGE		1,092	999
Rushes		415	348
Average Gain Per Rush		3.6	3.1
NET YARDS PASSING		4,608	3,337
Passes Attempted		644	611
Passes Completed		432	330
Percent Completed		67.1	54.0
Had Intercepted		16	26
Times Sacked		33	40
Lost Attempting to Pass		171	240
PUNTS		57	70
Total Yardage of Punts		2,312	2,918
Average Length		40.6	41.7
KICKOFF RETURNS		58	82
Total Yards Returned		1,183	1,857
Average Length of Return		20.4	22.6
PENALTIES		88	74
Yards Penalized		711	556
FUMBLES		21	23
Own Fumbles Recovered		9	15
Opponents' Fumbles Recovered		8	12
FIELD GOALS		20	27
Field Goals Attempted		28	32
TOTAL POINTS SCORED		457	258
Touchdowns Scored		57	26
Touchdowns Rushing		19	5
Touchdowns Passing		29	19
Touchdown Returns		9	2
Extra Points		51	17
Safeties		0	0

AVG. TIME OF POSSESSION	31:56	28:04
-------------------------	-------	-------

SCORING	TDs	Ru	Pa	Int	Fu	KO	Pu	PAT	FG	S	Pts
Rice, Jerry	17	1	15	0	1	0	0	0/0	0/0	0	104
Loville, Derek	13	10	3	0	0	0	0	0/0	0/0	0	80
Wilkins, Jeff	0	0	0	0	0	0	0	27/29	12/13	0	63
Brien, Doug	0	0	0	0	0	0	0	19/19	7/12	0	40
Stokes, J.J.	4	0	4	0	0	0	0	0/0	0/0	0	24
Floyd, William	3	2	1	0	0	0	0	0/0	0/0	0	18
Jones, Brent	3	0	3	0	0	0	0	0/0	0/0	0	18
Young, Steve	3	3	0	0	0	0	0	0/0	0/0	0	18
Grbac, Elvis	2	2	0	0	0	0	0	0/0	0/0	0	12
McDonald, Tim	2	0	0	2	0	0	0	0/0	0/0	0	12
Norton, Ken	2	0	0	2	0	0	0	0/0	0/0	0	12
Taylor, John	2	0	2	0	0	0	0	0/0	0/0	0	12
Zendejas, Tony	0	0	0	0	0	0	0	5/6	1/3	0	8
Carter, Dexter	1	0	0	0	0	0	1	0/0	0/0	0	6
Davis, Eric	1	0	0	1	0	0	0	0/0	0/0	0	6

Rookie Names in Italic

(continued)

SCORING	TDs	Ru	Pa	Int	Fu	KO	Pu	PAT	FG	S	Pts
Hanks, Merton	1	0	0	0	1	0	0	0/0	0/0	0	6
Singleton, Nate	1	0	1	0	0	0	0	0/0	0/0	0	6
Walker, Adam	1	1	0	0	0	0	0	0/0	0/0	0	6
Woodall, Lee	1	0	0	0	1	0	0	0/0	0/0	0	6
<b>49ERS</b>	<b>57</b>	<b>19</b>	<b>29</b>	<b>5</b>	<b>3</b>	<b>0</b>	<b>1</b>	<b>51/54</b>	<b>20/28</b>	<b>0</b>	<b>457</b>
<b>OPPONENTS</b>	<b>26</b>	<b>5</b>	<b>19</b>	<b>2</b>	<b>0</b>	<b>0</b>	<b>0</b>	<b>17/18</b>	<b>27/32</b>	<b>0</b>	<b>258</b>

2-pt conversions: D. Loville, J. Rice, Team: 2-3

RUSHING	Att	Yds	Avg	LG	TD
Loville, Derek	218	723	3.3	27	10
Young, Steve	50	250	5.0	29	3
Floyd, William	64	237	3.7	23	2
Ervins, Ricky	23	88	3.8	13	0
Walker, Adam	14	44	3.1	16	1
Rice, Jerry	5	36	7.2	20t	1
Willis, Jamal	12	35	2.9	15	0
Grbac, Elvis	20	33	1.7	11	2
Carter, Dexter	7	22	3.1	15	0
Lynn, Anthony	2	11	5.5	6	0
<b>49ERS</b>	<b>415</b>	<b>1,479</b>	<b>3.6</b>	<b>29</b>	<b>19</b>
<b>OPPONENTS</b>	<b>348</b>	<b>1,061</b>	<b>3.1</b>	<b>33</b>	<b>5</b>

RECEIVING	No	Yds	Avg	LG	TD
Rice, Jerry	122	1,848	15.1	81t	15
Loville, Derek	87	662	7.6	31	3
Jones, Brent	60	595	9.9	39	3
Floyd, William	47	348	7.4	23	1
Stokes, J.J.	38	517	13.6	41t	4
Taylor, John	29	387	13.3	40	2
Popson, Ted	16	128	8.0	16	0
Walker, Adam	11	78	7.1	15	0
Singleton, Nate	8	108	13.5	23	1
Thomas, Chris	6	73	12.2	23	0
Willis, Jamal	3	8	2.7	5	0
Ervins, Ricky	2	21	10.5	11	0
Carter, Dexter	1	4	4.0	4	0
Carolan, Brett	1	3	3.0	3	0
Dalman, Chris	1	-1	-1.0	-1	0
<b>49ERS</b>	<b>432</b>	<b>4,779</b>	<b>11.1</b>	<b>81t</b>	<b>29</b>
<b>OPPONENTS</b>	<b>330</b>	<b>3,577</b>	<b>10.8</b>	<b>53</b>	<b>19</b>

INTERCEPTIONS	No	Yds	Avg	LG	TD
Drakeford, Tyrone	5	54	10.8	37	0
Hanks, Merton	5	31	6.2	23	0
McDonald, Tim	4	135	33.8	52t	2
Norton, Ken, Jr.	3	102	34.0	46	2
Davis, Eric	3	84	28.0	86t	1
Woodall, Lee	2	0	0.0	0	0
Dodge, Dedrick	1	13	13.0	13	0
Stubblefield, Dana	1	12	12.0	12	0
Jackson, Rickey	1	1	1.0	1	0
Pope, Marquez	1	-7	-7.0	-7	0
<b>49ERS</b>	<b>26</b>	<b>425</b>	<b>16.4</b>	<b>86t</b>	<b>5</b>
<b>OPPONENTS</b>	<b>16</b>	<b>247</b>	<b>15.4</b>	<b>96t</b>	<b>2</b>

KICKOFF RETURNS	No	Yds	Avg	LG	TD
Carter, Dexter	23	522	22.7	46	0
Willis, Jamal	17	427	25.1	39	0
Ervins, Ricky	5	32	6.4	14	0
Warren, Terrence	4	67	16.8	21	0
Thomas, Mark	3	49	16.3	20	0
Dalman, Chris	3	29	9.7	12	0
Caldwell, Mike	2	40	20.0	20	0
Walker, Adam	1	17	17.0	17	0
<b>49ERS</b>	<b>58</b>	<b>1,183</b>	<b>20.4</b>	<b>46</b>	<b>0</b>
<b>OPPONENTS</b>	<b>82</b>	<b>1,857</b>	<b>22.7</b>	<b>71</b>	<b>1</b>

PUNT RETURNS	No	FC	Yds	Avg	LG	TD	
Carter, Dexter	9	7	164	18.2	78t	1	
Taylor, John	11	9	56	5.1	11	0	
Singleton, Nate	5	1	27	5.4	19	0	
Hanks, Merton	1	0	0	0.0	0	0	
Thomas, Chris	1	0	25	25.0	25	0	
49ERS	27	17	272	10.1	78t	1	
OPPONENTS	26	20	292	11.2	74	0	
PUNTING	No	Yds	Avg	TB	I-20	LG	Blk
Thompson, Tommy	57	2,312	40.6	5	13	65	0
49ERS	57	2,312	40.6	5	13	65	0
OPPONENTS	70	2,918	41.7	11	19	55	0

PASSING	Att	Comp	Pct	Yds	LG	TD	Int	QB
Young, Steve	447	299	66.9	3,200	57	20	11	92.3
Grbac, Elvis	183	127	69.4	1,469	81t	8	5	80.8
Conklin, Cary	12	4	33.3	48	28	0	0	46.5
Rice, Jerry	1	1	100.0	41	41t	1	0	158.3
Taylor, John	1	1	100.0	21	21	0	0	118.8
<b>49ERS</b>	<b>644</b>	<b>432</b>	<b>67.1</b>	<b>4,779</b>	<b>81t</b>	<b>29</b>	<b>16</b>	<b>93.6</b>
<b>OPPONENTS</b>	<b>611</b>	<b>330</b>	<b>54.0</b>	<b>3,577</b>	<b>53</b>	<b>19</b>	<b>26</b>	<b>64.1</b>

# SAN FRANCISCO 49ERS

## 1996 (12-4/13-5)

**George Seifert, Coach**

W	27	New Orleans (63,970), S-1	11
W	34	St. Louis (63,624), S-8	0
-	-	BYE, S-15	-
L	7	at Carolina (72,224), S-22	23
W	39	Atlanta (62,995), S-29	17
W	28	at St. Louis (61,260), O-6	11
L	20	at Green Bay (60,716), <b>MON</b> /O-14	(OT) 23
W	28	Cincinnati (63,218), O-20	21
W	10	at Houston (53,664), O-27	9
W	24	at New Orleans (53,297), <b>SUN</b> /N-3	17
L	17	Dallas (68,919), N-10	(OT) 20
W	38	Baltimore (51,597), N-17	20
W	19	at Washington (54,235), N-24	(OT) 16
W	34	at Atlanta (46,318), <b>MON</b> /D-2	10
L	24	Carolina (66,291), D-8	30
W	25	at Pittsburgh (59,823), D-15	15
W	24	Detroit (61,921), <b>MON</b> /D-23	14

**398**

**257**

### NFC WILD CARD - DEC. 29

(at San Francisco - 3Com Park)

W	14	Philadelphia (56,460)	0
---	----	-----------------------	---

### NFC PLAYOFF - JAN. 4

(at Green Bay - Lambeau Field)

L	14	Green Bay (60,787)	35
---	----	--------------------	----

### TEAM STATISTICS

	<b>49ers</b>	<b>Opp</b>
TOTAL FIRST DOWNS	315	269
By Rushing	108	76
By Passing	188	164
By Penalties	19	29
TOTAL YARDS GAINED	5,506	4,661
By Rushing	1,847	1,497
By Passing	3,659	3,164
TOTAL PLAYS FROM SCRIMMAGE	1,046	1,021
Rushes	454	418
Average Gain Per Rush	4.1	3.6
NET YARDS PASSING	3,659	3,164
Passes Attempted	550	558
Passes Completed	358	287
Percent Completed	65.1	51.4
Had Intercepted	16	20
Times Sacked	42	45
Lost Attempting to Pass	200	297
PUNTS	73	88
Total Yardage of Punts	3,217	3,695
Average Length	44.1	42.0
KICKOFF RETURNS	59	77
Total Yards Returned	1,258	1,414
Average Length of Return	21.3	18.4
PENALTIES	119	97
Yards Penalized	925	819
FUMBLES	16	29
Own Fumbles Recovered	8	15
Opponents' Fumbles Recovered	14	8
FIELD GOALS	30	26
Field Goals Attempted	34	29
TOTAL POINTS SCORED	398	257
Touchdowns Scored	43	25
Touchdowns Rushing	17	4
Touchdowns Passing	24	21
Touchdown Returns	2	0
Extra Points	40	21
Safeties	4	0

AVG. TIME OF POSSESSION	31:28	28:32
-------------------------	-------	-------

### SCORING

	<b>TDs</b>	<b>Ru</b>	<b>Pa</b>	<b>Int</b>	<b>Fu</b>	<b>KO</b>	<b>Pu</b>	<b>PAT</b>	<b>FG</b>	<b>S</b>	<b>Pts</b>
Wilkins, Jeff	0	0	0	0	0	0	0	40/40	30/34	0	130
Rice, Jerry	9	1	8	0	0	0	0	0/0	0/0	0	54
Popson, Ted	6	0	6	0	0	0	0	0/0	0/0	0	36
Young, Steve	4	4	0	0	0	0	0	0/0	0/0	0	26
Kirby, Terry	4	3	1	0	0	0	0	0/0	0/0	0	24
Loville, Derek	4	2	2	0	0	0	0	0/0	0/0	0	24
Owens, Terrell	4	0	4	0	0	0	0	0/0	0/0	0	24
Floyd, William	3	2	1	0	0	0	0	0/0	0/0	0	18
Grbac, Elvis	2	2	0	0	0	0	0	0/0	0/0	0	12
Vardell, Tommy	2	2	0	0	0	0	0	0/0	0/0	0	12
Carter, Dexter	1	1	0	0	0	0	0	0/0	0/0	0	6

*Rookie Names in Italic*

(continued)

### SCORING

	<b>TDs</b>	<b>Ru</b>	<b>Pa</b>	<b>Int</b>	<b>Fu</b>	<b>KO</b>	<b>Pu</b>	<b>PAT</b>	<b>FG</b>	<b>S</b>	<b>Pts</b>
Doleman, Chris	1	0	0	0	1	0	0	0/0	0/0	0	6
Jones, Brent	1	0	1	0	0	0	0	0/0	0/0	0	6
Pope, Marquez	1	0	0	1	0	0	0	0/0	0/0	0	6
<i>Uwaezuoke, Iheanyi</i>	1	0	1	0	0	0	0	0/0	0/0	0	6
Young, Bryant	0	0	0	0	0	0	0	0/0	0/0	2	4

### 49ERS

<b>43</b>	<b>17</b>	<b>24</b>	<b>1</b>	<b>1</b>	<b>0</b>	<b>0</b>	<b>40/40</b>	<b>30/34</b>	<b>4*394</b>
-----------	-----------	-----------	----------	----------	----------	----------	--------------	--------------	--------------

### OPPONENTS

<b>25</b>	<b>4</b>	<b>21</b>	<b>0</b>	<b>0</b>	<b>0</b>	<b>0</b>	<b>21/21</b>	<b>26/29</b>	<b>0 257</b>
-----------	----------	-----------	----------	----------	----------	----------	--------------	--------------	--------------

2-pt conversions: S. Young, Team: 1-3, Opponents: 4-4

\*49ers credited with 2 team safeties

### RUSHING

	<b>Att</b>	<b>Yds</b>	<b>Avg</b>	<b>LG</b>	<b>TD</b>
Kirby, Terry	134	559	4.2	31	3
Young, Steve	52	310	6.0	33	4
Loville, Derek	70	229	3.3	16	2
Vardell, Tommy	58	192	3.3	17	2
Floyd, William	47	186	4.0	12	2
Lynn, Anthony	24	164	6.8	67	0
Rice, Jerry	11	77	7.0	38	1
Carter, Dexter	19	66	3.5	18	1
Brohm, Jeff	16	43	2.7	22	0
Grbac, Elvis	23	21	0.9	12	2

### 49ERS

<b>454</b>	<b>1,847</b>	<b>4.1</b>	<b>67</b>	<b>17</b>
------------	--------------	------------	-----------	-----------

### OPPONENTS

<b>418</b>	<b>1,497</b>	<b>3.6</b>	<b>54t</b>	<b>4</b>
------------	--------------	------------	------------	----------

### RECEIVING

	<b>No</b>	<b>Yds</b>	<b>Avg</b>	<b>LG</b>	<b>TD</b>
Rice, Jerry	108	1,254	11.6	39	8
Kirby, Terry	52	439	8.4	52	1
<i>Owens, Terrell</i>	35	520	14.9	46t	4
Jones, Brent	33	428	13.0	39	1
Vardell, Tommy	28	179	6.4	22	0
Popson, Ted	26	301	11.6	39t	6
Floyd, William	26	197	7.6	24	1
Stokes, J.J.	18	249	13.8	40	0
Loville, Derek	16	138	8.6	44t	2
<i>Uwaezuoke, Iheanyi</i>	7	91	13.0	29t	1
<i>Manuel, Sean</i>	3	18	6.0	7	0
Lynn, Anthony	2	14	7.0	8	0
Caldwell, Mike	2	9	4.5	8	0
Cooper, Adrian	1	11	11.0	11	0
Singleton, Nate	1	11	11.0	11	0

### 49ERS

<b>358</b>	<b>3,859</b>	<b>10.8</b>	<b>52</b>	<b>24</b>
------------	--------------	-------------	-----------	-----------

### OPPONENTS

<b>287</b>	<b>3,461</b>	<b>12.1</b>	<b>65t</b>	<b>21</b>
------------	--------------	-------------	------------	-----------

### INTERCEPTIONS

	<b>No</b>	<b>Yds</b>	<b>Avg</b>	<b>LG</b>	<b>TD</b>
Pope, Marquez	6	98	16.3	55t	1
Hanks, Merton	4	7	1.8	8	0
Dodge, Dedrick	3	27	9.0	26	0
McDonald, Tim	2	14	7.0	14	0
Doleman, Chris	2	1	0.5	1	0
Stubblefield, Dana	1	15	15.0	15	0
Drakeford, Tyrone	1	11	11.0	11	0
Israel, Steve	1	3	3.0	3	0

### 49ERS

<b>20</b>	<b>176</b>	<b>8.8</b>	<b>55t</b>	<b>1</b>
-----------	------------	------------	------------	----------

### OPPONENTS

<b>16</b>	<b>107</b>	<b>6.7</b>	<b>35</b>	<b>0</b>
-----------	------------	------------	-----------	----------

### KICKOFF RETURNS

	<b>No</b>	<b>Yds</b>	<b>Avg</b>	<b>LG</b>	<b>TD</b>
Carter, Dexter	41	909	22.2	71	0
Loville, Derek	10	229	22.9	35	0
<i>Owens, Terrell</i>	3	47	15.7	18	0
Deese, Derrick	2	20	10.0	12	0
Kirby, Terry	1	22	22.0	22	0
<i>Uwaezuoke, Iheanyi</i>	1	21	21.0	21	0
Singleton, Nate	1	10	10.0	10	0

### 49ERS

<b>59</b>	<b>1,258</b>	<b>21.3</b>	<b>71</b>	<b>0</b>
-----------	--------------	-------------	-----------	----------

### OPPONENTS

<b>77</b>	<b>1,414</b>	<b>18.4</b>	<b>58</b>	<b>0</b>
-----------	--------------	-------------	-----------	----------

### PUNT RETURNS

	<b>No</b>	<b>FC</b>	<b>Yds</b>	<b>Avg</b>	<b>LG</b>	<b>TD</b>
Carter, Dexter	36	17	317	8.8	52	0
Singleton, Nate	2	0	32	16.0	21	0
Kirby, Terry	1	4	3	3.0	3	0

### 49ERS

<b>39</b>	<b>21</b>	<b>352</b>	<b>9.0</b>	<b>52</b>	<b>0</b>
-----------	-----------	------------	------------	-----------	----------

### OPPONENTS

<b>36</b>	<b>11</b>	<b>235</b>	<b>6.5</b>	<b>22</b>	<b>0</b>
-----------	-----------	------------	------------	-----------	----------

### PUNTING

	<b>No</b>	<b>Yds</b>	<b>Avg</b>	<b>TB</b>	<b>I-20</b>	<b>LG</b>	<b>Blk</b>
Thompson, Tommy	73	3,217	44.1	6	20	65	2

### 49ERS

<b>73</b>	<b>3,217</b>	<b>42.9</b>	<b>6</b>	<b>20</b>	<b>65</b>	<b>2</b>
-----------	--------------	-------------	----------	-----------	-----------	----------

### OPPONENTS

<b>88</b>	<b>3,695</b>	<b>42.0</b>	<b>11</b>	<b>23</b>	<b>62</b>	<b>0</b>
-----------	--------------	-------------	-----------	-----------	-----------	----------

### PASSING

	<b>Att</b>	<b>Comp</b>	<b>Pct</b>	<b>Yds</b>	<b>LG</b>	<b>TD</b>	<b>Int</b>	<b>QB</b>
Young, Steve	316	214	67.7	2,410	52	14	6	97.2
Grbac, Elvis	197	122	61.9	1,236	40	8	10	72.2
Brohm, Jeff	34	21	61.8	189	49	1	0	86.5
Kirby, Terry	2	1	50.0	24	24t	1	0	133.3
Rice, Jerry	1	0	0.0	0	0	0	0	39.6

### 49ERS

<b>550</b>	<b>358</b>	<b>65.1</b>	<b>3,859</b>	<b>52</b>	<b>24</b>	<b>16</b>	<b>88.0</b>
------------	------------	-------------	--------------	-----------	-----------	-----------	-------------

### OPPONENTS

<b>558</b>	<b>287</b>	<b>51.4</b>	<b>3,461</b>	<b>65t</b>	<b>21</b>	<b>20</b>	<b>68.4</b>
------------	------------	-------------	--------------	------------	-----------	-----------	-------------

# SAN FRANCISCO 49ERS

## 1997 (13-3/14-4)

### NFC West Champions

Steve Mariucci, Coach

L	6	at Tampa Bay (62,554), A-31	13
W	15	at St. Louis (64,630), S-7	12
W	33	New Orleans (61,838), S-14	7
W	34	Atlanta (60,404), S-21	7
W	34	at Carolina (70,972), MON/S-29	21
-	-	BYE, O-5	-
W	30	St. Louis (63,825), O-12	10
W	35	at Atlanta (53,378), O-19	28
W	23	at New Orleans (60,443), O-26	0
W	17	Dallas (68,657), N-2	10
W	24	at Philadelphia (67,133), MON/N-10	12
W	27	Carolina (61,500), N-16	19
W	17	San Diego (61,195), N-23	10
L	9	at Kansas City (77,535), N-30	44
W	28	Minnesota (55,761), D-7	17
W	34	Denver (68,461), MON/D-15	17
L	9	at Seattle (66,253), SUN/D-21	38
<b>375</b>			<b>265</b>

### NFC PLAYOFF - JAN. 3

(at San Francisco - 3Com Park)

W	38	Minnesota (65,018)-SAT	22
---	----	------------------------	----

### NFC CHAMPIONSHIP - JAN. 11

(at San Francisco - 3Com Park)

L	10	Green Bay (68,987)	23
---	----	--------------------	----

#### TEAM STATISTICS

	49ers	Opp
TOTAL FIRST DOWNS	294	242
By Rushing	106	67
By Passing	167	145
By Penalties	21	30
TOTAL YARDS GAINED	5,112	4,013
By Rushing	1,969	1,366
By Passing	3,143	2,647
TOTAL PLAYS FROM SCRIMMAGE	999	949
Rushes	523	386
Average Gain Per Rush	3.8	3.5
NET YARDS PASSING	3,143	3,164
Passes Attempted	432	558
Passes Completed	278	287
Percent Completed	64.4	50.7
Had Intercepted	11	25
Times Sacked	44	54
Lost Attempting to Pass	289	364
PUNTS	78	82
Total Yardage of Punts	3,182	3,473
Average Length	40.8	42.4
KICKOFF RETURNS	50	82
Total Yards Returned	1,133	1,746
Average Length of Return	22.7	21.3
PENALTIES	115	91
Yards Penalized	979	742
FUMBLES	22	24
Own Fumbles Recovered	13	8
Opponents' Fumbles Recovered	16	9
FIELD GOALS	29	16
Field Goals Attempted	36	20
TOTAL POINTS SCORED	375	265
Touchdowns Scored	41	31
Touchdowns Rushing	16	5
Touchdowns Passing	20	23
Touchdown Returns	5	3
Extra Points	38	29
Safeties	0	1
AVG. TIME OF POSSESSION	32:28	27:32
SCORING	TDs Ru Pa Int Fu KO Pu PAT	FG S Pts
Anderson, Gary	0 0 0 0 0 0 0 0 38/38	29/36 0 125
Kirby, Terry	8 6 1 0 0 1 0 0/0	0/0 0 52
Owens, Terrell	8 0 8 0 0 0 0 0/0	0/0 0 48
Hearst, Garrison	6 4 2 0 0 0 0 0/0	0/0 0 36
Floyd, William	4 3 1 0 0 0 0 0/0	0/0 0 24
Stokes, J.J.	4 0 4 0 0 0 0 0/0	0/0 0 24
Young, Steve	3 3 0 0 0 0 0 0/0	0/0 0 18
Hanks, Merton	2 0 0 1 1 0 0 0/0	0/0 0 12

Rookie Names in Italic

(continued)

#### SCORING

Jones, Brent	2	0	2	0	0	0	0	0/0	0/0	0	12
Clark, Greg	1	0	1	0	0	0	0	0/0	0/0	0	6
Greene, Kevin	1	0	0	0	1	0	0	0/0	0/0	0	6
Levy, Chuck	1	0	0	0	0	0	1	0/0	0/0	0	6
Rice, Jerry	1	0	1	0	0	0	0	0/0	0/0	0	6

**49ERS 41 16 20 1 2 1 1 38/38 29/36 0 375**

#### OPPONENTS

**31 5 23 2 1 0 0 29/29 16/20 1 265**

2-pt conversions: T. Kirby 2, Team: 2-3, Opponents: 0-2

#### RUSHING

	Att	Yds	Avg	LG	TD
Hearst, Garrison	234	1,019	4.4	51	4
Kirby, Terry	125	418	3.3	38	6
Floyd, William	78	231	3.0	22	3
Young, Steve	50	199	4.0	13	3
Levy, Chuck	16	90	5.6	24	0
Edwards, Marc	5	17	3.4	6	0
Brohm, Jeff	4	11	2.8	10	0
Druckenmiller, Jim	10	-6	-0.6	2	0
Rice, Jerry	1	-10	-10.0	-10	0

**49ERS 523 1,969 3.8 51 16**

#### OPPONENTS

**386 1,366 3.5 46 5**

#### RECEIVING

	No	Yds	Avg	LG	TD
Owens, Terrell	60	936	15.6	56t	8
Stokes, J.J.	58	733	12.6	36	4
Floyd, William	37	321	8.7	44t	1
Jones, Brent	29	383	13.2	33	2
Kirby, Terry	23	279	12.1	82	1
Hearst, Garrison	21	194	9.2	69	2
Uwaezuoke, Iheanyi	14	165	11.8	25	0
Clark, Greg	8	96	12.0	23	1
Rice, Jerry	7	78	11.1	16	1
Edwards, Marc	6	48	8.0	19	0
Fann, Chad	5	78	15.6	21	0
Levy, Chuck	5	68	13.6	30	0
Harris, Mark	5	53	10.6	16	0

**49ERS 278 3,432 12.4 82 20**

#### OPPONENTS

**258 3,011 11.7 69 23**

#### INTERCEPTIONS

	No	Yds	Avg	LG	TD
Hanks, Merton	6	103	17.2	55t	1
Drakeford, Tyrone	5	15	3.0	15	0
Woodson, Rod	3	81	27.0	41	0
Walker, Darnell	3	49	16.3	28	0
McDonald, Tim	3	34	11.3	17	0
Woodall, Lee	2	55	27.5	55	0
Bronson, Zack	1	22	22.0	22	0
Pope, Marquez	1	7	7.0	7	0
Maxie, Brett	1	0	0.0	0	0

**49ERS 25 366 14.6 55t 1**

#### OPPONENTS

**11 169 15.4 75t 2**

#### KICKOFF RETURNS

	No	Yds	Avg	LG	TD
Levy, Chuck	36	793	22.0	59	0
Uwaezuoke, Iheanyi	6	131	21.8	25	0
Kirby, Terry	3	124	41.3	101t	1
Owens, Terrell	2	31	15.5	23	0
Edwards, Marc	1	30	30.0	30	0
Drakeford, Tyrone	1	24	24.0	24	0
Fann, Chad	1	0	0.0	0	0

**49ERS 50 1,133 22.7 101t 1**

#### OPPONENTS

**82 1,746 21.3 61 0**

#### PUNT RETURNS

	No	FC	Yds	Avg	LG	TD
Uwaezuoke, Iheanyi	34	14	373	11.0	36	0
Levy, Chuck	6	2	109	18.2	73t	1
Woodson, Rod	1	0	0	0.0	0	0

**49ERS 41 16 482 11.8 73t 1**

#### OPPONENTS

**41 9 307 7.5 37 0**

#### PUNTING

	No	Yds	Avg	TB	I-20	LG	Blk
Thompson, Tommy	78	3,182	40.8	7	22	55	1

**49ERS 78 3,182 40.3 7 22 55 1**

#### OPPONENTS

**83 3,473 41.9 11 25 59 1**

#### PASSING

	Att	Comp	Pct	Yds	LG	TD	Int	QB
--	-----	------	-----	-----	----	----	-----	----

Young, Steve 356 241 67.7 3,029 82 19 6 104.7

Druckenmiller, Jim 52 21 40.4 239 33 1 4 29.2

Brohm, Jeff 24 16 66.7 164 21 0 1 68.7

**49ERS 432 278 64.4 3,432 82 20 11 93.6**

**OPPONENTS 509 258 50.7 3,011 69 23 25 63.6**



# SAN FRANCISCO 49ERS

**1998 (12-4/13-5)**

**Steve Mariucci, Coach**

W	36	New York Jets (64,419), S-6	(OT) 30
W	45	at Washington (76,798), <b>MON/S-14</b>	10
—	—	BYE, S-20	—
W	31	Atlanta (62,296), S-27	20
L	21	at Buffalo (76,615), O-4	26
W	31	at New Orleans (62,811), O-11	0
W	34	Indianapolis (68,486), O-18	31
W	28	at St. Louis (58,563), O-25	10
L	22	at Green Bay (59,794), N-1	36
W	25	Carolina (68,572), N-8	23
L	19	at Atlanta (69,828), N-15	31
W	31	New Orleans (68,429), <b>SUN/N-22</b>	20
W	31	New York Giants (68,212), <b>MON/N-30</b>	7
W	31	at Carolina (63,332), D-6	(OT) 28
W	35	Detroit (68,585), <b>MON/D-14</b>	13
L	21	at New England (59,153), D-20	24
W	38	St. Louis (68,386), D-27	19
<b>479</b>			<b>328</b>

**NFC WILD CARD - JAN. 3**

(at San Francisco - 3Com Park)

W	30	Green Bay (66,506)	27
---	----	--------------------	----

**NFC PLAYOFF- JAN. 9**

(at Atlanta - Georgia Dome)

L	18	Atlanta (70,262)- <b>SAT</b>	20
---	----	------------------------------	----

## TEAM STATISTICS

	<b>49ers</b>	<b>Opp</b>
TOTAL FIRST DOWNS	381	297
By Rushing	129	91
By Passing	223	178
By Penalties	29	28
TOTAL YARDS GAINED	6,800	5,343
By Rushing	2,544	1,610
By Passing	4,256	3,733
TOTAL PLAYS FROM SCRIMMAGE	1,100	1,012
Rushes	491	395
Average Gain Per Rush	5.2	4.1
NET YARDS PASSING	4,256	3,733
Passes Attempted	556	566
Passes Completed	347	294
Percent Completed	62.4	51.9
Had Intercepted	15	21
Times Sacked	53	51
Lost Attempting to Pass	254	259
PUNTS	69	83
Total Yardage of Punts	2,835	3,492
Average Length	41.1	42.1
KICKOFF RETURNS	59	67
Total Yards Returned	1,108	1,296
Average Length of Return	18.8	19.3
PENALTIES	133	101
Yards Penalized	1,156	800
FUMBLES	22	24
Own Fumbles Recovered	7	12
Opponents' Fumbles Recovered	12	15
FIELD GOALS	18	19
Field Goals Attempted	27	32
TOTAL POINTS SCORED	479	328
Touchdowns Scored	61	39
Touchdowns Rushing	19	13
Touchdowns Passing	41	25
Touchdown Returns	1	1
Extra Points	49	35
Safeties	0	1
AVG. TIME OF POSSESSION	31:52	28:08

## SCORING

	<b>TDs</b>	<b>Ru</b>	<b>Pa</b>	<b>Int</b>	<b>Fu</b>	<b>KO</b>	<b>Pu</b>	<b>PAT</b>	<b>FG</b>	<b>S</b>	<b>Pts</b>
Richey, Wade	0	0	0	0	0	0	0	49/51	18/27	0	103
Owens, Terrell	15	1	14	0	0	0	0	0/0	0/0	0	92
Rice, Jerry	9	0	9	0	0	0	0	0/0	0/0	0	58
Hearst, Garrison	9	7	2	0	0	0	0	0/0	0/0	0	56
Stokes, J.J.	8	0	8	0	0	0	0	0/0	0/0	0	48
Young, Steve	6	6	0	0	0	0	0	0/0	0/0	0	36
Smith, Irv	5	0	5	0	0	0	0	0/0	0/0	0	30
Edwards, Marc	3	1	2	0	0	0	0	0/0	0/0	0	18
Kirby, Terry	3	3	0	0	0	0	0	0/0	0/0	0	18

Rookie Names in Italic

(continued)

## SCORING

	<b>TDs</b>	<b>Ru</b>	<b>Pa</b>	<b>Int</b>	<b>Fu</b>	<b>KO</b>	<b>Pu</b>	<b>PAT</b>	<b>FG</b>	<b>S</b>	<b>Pts</b>
Clark, Greg	1	0	1	0	0	0	0	0/0	0/0	0	8
Levy, Chuck	1	1	0	0	0	0	0	0/0	0/0	0	6
McQuarters, R.W.	1	0	0	0	0	0	1	0/0	0/0	0	6
<b>49ERS</b>	<b>61</b>	<b>19</b>	<b>41</b>	<b>0</b>	<b>0</b>	<b>0</b>	<b>1</b>	<b>49/51</b>	<b>18/27</b>	<b>0</b>	<b>479</b>
<b>OPPONENTS</b>	<b>39</b>	<b>13</b>	<b>25</b>	<b>0</b>	<b>1</b>	<b>0</b>	<b>0</b>	<b>35/38</b>	<b>19/32</b>	<b>1</b>	<b>328</b>

2-pt conversions: J. Rice 2, G. Clark, G. Hearst, T. Owens, Team: 5-9, Opponents: 0-1

## RUSHING

	<b>Att</b>	<b>Yds</b>	<b>Avg</b>	<b>Lg</b>	<b>TD</b>
Hearst, Garrison	310	1,570	5.1	96t	7
Young, Steve	70	454	6.5	24	6
Kirby, Terry	48	258	5.4	31t	3
Levy, Chuck	25	112	4.5	21t	1
Edwards, Marc	22	94	4.3	32	1
Owens, Terrell	4	53	13.3	21t	1
Detmer, Ty	8	7	0.9	10	0
Roby, Reggie	1	0	0.0	0	0
Druckenmiller, Jim	3	-4	-1.3	-1	0
<b>49ERS</b>	<b>491</b>	<b>2,544</b>	<b>5.2</b>	<b>96t</b>	<b>19</b>
<b>OPPONENTS</b>	<b>395</b>	<b>1,610</b>	<b>4.1</b>	<b>65t</b>	<b>13</b>

## RECEIVING

	<b>No</b>	<b>Yds</b>	<b>Avg</b>	<b>LG</b>	<b>TD</b>
Rice, Jerry	82	1,157	14.1	75t	9
Owens, Terrell	67	1,097	16.4	79t	14
Stokes, J.J.	63	770	12.2	33t	8
Hearst, Garrison	39	535	13.7	81t	2
Smith, Irv	25	266	10.6	25t	5
Edwards, Marc	22	218	9.9	47t	2
Kirby, Terry	16	134	8.4	25	0
Levy, Chuck	15	64	4.3	13	0
Clark, Greg	12	124	10.3	23	1
Uwaezuoke, Iheanyi	3	67	22.3	35	0
Harris, Mark	2	67	33.5	42	0
Beasley, Fred	1	11	11.0	11	0
<b>49ERS</b>	<b>347</b>	<b>4,510</b>	<b>13.0</b>	<b>81t</b>	<b>41</b>
<b>OPPONENTS</b>	<b>294</b>	<b>3,992</b>	<b>13.6</b>	<b>80t</b>	<b>25</b>

## INTERCEPTIONS

	<b>No</b>	<b>Yds</b>	<b>Avg</b>	<b>LG</b>	<b>TD</b>
Walker, Darnell	4	78	19.5	36	0
Hanks, Merton	4	37	9.3	37	0
Bronson, Zack	4	34	8.5	28	0
McDonald, Tim	4	22	5.5	18	0
Tubbs, Winfred	1	7	7.0	7	0
Woodall, Lee	1	4	4.0	4	0
Langham, Antonio	1	0	0.0	0	0
Pope, Marquez	1	0	0.0	0	0
Barker, Roy	1	-4	-4.0	-4	0
<b>49ERS</b>	<b>21</b>	<b>178</b>	<b>8.5</b>	<b>37</b>	<b>0</b>
<b>OPPONENTS</b>	<b>15</b>	<b>304</b>	<b>20.3</b>	<b>43</b>	<b>0</b>

## KICKOFF RETURNS

	<b>No</b>	<b>Yds</b>	<b>Avg</b>	<b>LG</b>	<b>TD</b>
Levy, Chuck	22	383	17.4	30	0
Kirby, Terry	17	340	20.0	33	0
McQuarters, R.W.	17	339	19.9	45	0
Smith, Irv	2	35	17.5	23	0
Richie, David	1	11	11.0	11	0
<b>49ERS</b>	<b>59</b>	<b>1,108</b>	<b>18.8</b>	<b>45</b>	<b>0</b>
<b>OPPONENTS</b>	<b>67</b>	<b>1,296</b>	<b>19.3</b>	<b>47</b>	<b>0</b>

## PUNT RETURNS

	<b>No</b>	<b>FC</b>	<b>Yds</b>	<b>Avg</b>	<b>LG</b>	<b>TD</b>
McQuarters, R.W.	47	10	406	8.6	72t	1
<b>49ERS</b>	<b>47</b>	<b>10</b>	<b>406</b>	<b>8.6</b>	<b>72t</b>	<b>1</b>
<b>OPPONENTS</b>	<b>36</b>	<b>15</b>	<b>341</b>	<b>9.5</b>	<b>53</b>	<b>0</b>

## PUNTING

	<b>No</b>	<b>Yds</b>	<b>Avg</b>	<b>TB</b>	<b>I-20</b>	<b>LG</b>	<b>Bik</b>
Roby, Reggie	60	2,511	41.9	6	14	66	0
Howard, Ed	9	324	36.0	1	2	45	0
<b>49ERS</b>	<b>69</b>	<b>2,835</b>	<b>41.1</b>	<b>7</b>	<b>16</b>	<b>66</b>	<b>0</b>
<b>OPPONENTS</b>	<b>83</b>	<b>3,492</b>	<b>42.1</b>	<b>8</b>	<b>20</b>	<b>64</b>	<b>0</b>

## PASSING

	<b>Att</b>	<b>Comp</b>	<b>Pct</b>	<b>Yds</b>	<b>LG</b>	<b>TD</b>	<b>Int</b>	<b>QB</b>
Young, Steve	517	322	62.3	4,170	81t	36	12	101.1
Detmer, Ty	38	24	63.2	312	36t	4	3	91.1
Kirby, Terry	1	1	100.0	28	28t	1	0	158.3
<b>49ERS</b>	<b>556</b>	<b>347</b>	<b>62.4</b>	<b>4,510</b>	<b>81t</b>	<b>41</b>	<b>15</b>	<b>101.2</b>
<b>OPPONENTS</b>	<b>566</b>	<b>294</b>	<b>51.9</b>	<b>3,992</b>	<b>80t</b>	<b>25</b>	<b>21</b>	<b>74.0</b>



# SAN FRANCISCO 49ERS

## 1999 (4-12)

Steve Mariucci, Coach

L	3	at Jacksonville (68,678), S-12	41
W	28	New Orleans (67,685), S-19	21
W	24	at Arizona (71,200), MON/S-27	10
W	24	Tennessee (67,447), O-3	22
L	20	at St. Louis (65,872), O-10	42
L	29	Carolina (68,151), O-17	31
L	16	at Minnesota (64,109), O-24	40
-	-	BYE, O-31	
L	6	Pittsburgh (68,657), N-7	27
L	6	at New Orleans (52,198), N-14	24
L	7	St. Louis (68,193), N-21	23
L	3	Green Bay (68,304), MON/N-29	20
L	30	at Cincinnati (53,463), D-5	44
W	26	Atlanta (67,465), D-12	7
L	24	at Carolina (62,373), D-18	41
L	20	Washington (68,329), SUN/D-26 (OT)	26
L	29	at Atlanta (57,980), MON/J-3	34
<b>295</b>			<b>453</b>

### TEAM STATISTICS

	49ers	Opp
TOTAL FIRST DOWNS	300	315
By Rushing	102	91
By Passing	172	192
By Penalties	26	32
TOTAL YARDS GAINED	5,380	5,687
By Rushing	2,085	1,619
By Passing	3,295	4,068
TOTAL PLAYS FROM SCRIMMAGE	1,012	979
Rushes	419	426
Average Gain Per Rush	5.0	3.8
NET YARDS PASSING	3,295	4,068
Passes Attempted	560	521
Passes Completed	324	317
Percent Completed	57.9	60.8
Had Intercepted	19	13
Times Sacked	34	32
Lost Attempting to Pass	241	227
PUNTS	73	69
Total Yardage of Punts	2,883	2,712
Average Length	39.5	39.3
KICKOFF RETURNS	77	47
Total Yards Returned	1,579	1,093
Average Length of Return	20.5	23.3
PENALTIES	120	96
Yards Penalized	1,045	760
FUMBLES	29	18
Own Fumbles Recovered	16	11
Opponents' Fumbles Recovered	7	13
FIELD GOALS	21	27
Field Goals Attempted	23	32
TOTAL POINTS SCORED	295	453
Touchdowns Scored	33	53
Touchdowns Rushing	14	11
Touchdowns Passing	14	36
Touchdown Returns	5	6
Extra Points	30	50
Safeties	1	1
AVG. TIME OF POSSESSION	30:17	29:43

SCORING	TDs	Ru	Pa	Int	Fu	KO	Pu	PAT	FG	S	Pts
Richey, Wade	0	0	0	0	0	0	0	30/31	21/23	0	93
Garner, Charlie	6	4	2	0	0	0	0	0/0	0/0	0	36
Rice, Jerry	5	0	5	0	0	0	0	0/0	0/0	0	30
Beasley, Fred	4	4	0	0	0	0	0	0/0	0/0	0	24
Owens, Terrell	4	0	4	0	0	0	0	0/0	0/0	0	24
Stokes, J.J.	3	0	3	0	0	0	0	0/0	0/0	0	20
Garcia, Jeff	2	2	0	0	0	0	0	0/0	0/0	0	12
Phillips, Lawrence	2	2	0	0	0	0	0	0/0	0/0	0	12
Walker, Darnell	2	0	0	1	1	0	0	0/0	0/0	0	12
Bryant, Junior	1	0	0	0	1	0	0	0/0	0/0	0	6
Jervy, Travis	1	1	0	0	0	0	0	0/0	0/0	0	6
McMillian, Mark	1	0	0	0	1	0	0	0/0	0/0	0	6
Schulter, Lance	1	0	0	1	0	0	0	0/0	0/0	0	6
Vardell, Tommy	1	1	0	0	0	0	0	0/0	0/0	0	6

(continued)

SCORING	TDs	Ru	Pa	Int	Fu	KO	Pu	PAT	FG	S	Pts
Young, Bryant	0	0	0	0	0	0	0	0/0	0/0	1	2
49ERS	33	14	14	2	3	0	0	30/31	21/23	1	295
OPPONENTS	53	11	36	2	1	1	2	50/50	27/32	1	453
2-pt conversions: J.J. Stokes, Team: 1-2, Opponents: 1-2											
RUSHING	Att	Yds	Avg	LG	TD						
Garner, Charlie	241	1,229	5.1	53	4						
Beasley, Fred	58	276	4.8	44t	4						
Garcia, Jeff	45	231	5.1	25	2						
Phillips, Lawrence	30	144	4.8	68t	2						
Jackson, Terry	15	75	5.0	11	1						
Young, Steve	11	57	5.2	14	0						
Jervy, Travis	6	49	8.2	33	1						
Stenstrom, Steve	3	15	5.0	8	0						
Rice, Jerry	2	13	6.5	11	0						
Vardell, Tommy	6	6	1.0	5	0						
Stanley, Chad	1	0	0.0	0	0						
49ERS	418	2,095	5.0	68t	14						
OPPONENTS	426	1,619	3.8	52	11						
RECEIVING	No	Yds	Avg	LG	TD						
Rice, Jerry	67	830	12.4	62	5						
Owens, Terrell	60	754	12.6	36	4						
Garner, Charlie	56	535	9.6	53	2						
Stokes, J.J.	34	429	12.6	47	3						
Clark, Greg	34	347	10.2	24	0						
Beasley, Fred	32	282	8.8	24	0						
Phillips, Lawrence	15	152	10.1	47	0						
Vardell, Tommy	7	36	5.1	11	0						
Harris, Mark	6	66	11.0	33	0						
Cline, Tony	4	45	11.3	30	0						
Jackson, Terry	3	6	2.0	4	0						
Streets, Tai	2	25	12.5	14	0						
Fann, Chad	2	8	4.0	6	0						
Stenstrom, Steve	1	9	9.0	9	0						
Jervy, Travis	1	2	2.0	2	0						
49ERS	324	3,526	10.9	62	14						
OPPONENTS	317	4,295	13.6	80t	36						
INTERCEPTIONS	No	Yds	Avg	LG	TD						
Schulter, Lance	6	127	21.2	64t	1						
McDonald, Tim	2	18	9.0	18	0						
Walker, Darnell	1	27	27.0	27t	1						
McQuarters, R.W.	1	25	25.0	25	0						
Tubbs, Winfred	1	8	8.0	8	0						
McDonald, Ramos	1	4	4.0	4	0						
McMillian, Mark	1	0	0.0	0	0						
49ERS	13	209	16.1	64t	2						
OPPONENTS	19	286	15.1	93t	2						
KICKOFF RETURNS	No	Yds	Avg	LG	TD						
McQuarters, R.W.	26	568	21.9	37	0						
Phillips, Lawrence	19	415	21.8	75	0						
Preston, Roell	16	292	18.3	58	0						
Jervy, Travis	8	191	23.9	48	0						
Prioleau, Pierson	3	73	24.3	32	0						
Harris, Mark	2	26	13.0	15	0						
Peterson, Anthony	2	10	5.0	10	0						
Lynch, Ben	1	4	4.0	4	0						
49ERS	77	1,579	20.5	75	0						
OPPONENTS	47	1,093	23.3	97t	1						
PUNT RETURNS	No	FC	Yds	Avg	LG	TD					
McQuarters, R.W.	18	3	90	5.0	32	0					
Preston, Roell	3	8	6	2.0	6	0					
Harris, Mark	4	2	8	2.0	5	0					
Givens, Reggie	1	0	0	0.0	0	0					
49ERS	26	13	104	4.0	32	0					
OPPONENTS	33	11	399	12.1	70t	2					
PUNTING	No	Yds	Avg	TB	I-20	LG	Blk				
Stanley, Chad	69	2,737	39.7	9	20	70	2				
Richey, Wade	4	146	36.5	0	1	45	0				
49ERS	73	2,883	38.4	9	21	66	0				
OPPONENTS	69	2,714	39.3	10	24	75	0				
PASSING	Att	Comp	Pct	Yds	LG	TD	Int	QB			
Garcia, Jeff	375	225	60.0	2,544	62	11	11	77.9			
Stenstrom, Steve	100	54	54.0	536	32	0	4	52.8			
Young, Steve	84	45	53.6	446	53	3	4	60.9			
Rice, Jerry	1	0	0.0	0	0	0	0	39.6			
49ERS	560	324	57.9	3,526	62	14	19	70.7			
OPPONENTS	521	317	60.8	4,295	80t	36	13	99.8			

Rookie Names in Italic

# SAN FRANCISCO 49ERS

## 2000 (6-10)

**Steve Mariucci, Coach**

L	28	at Atlanta (54,626), S-3	36
L	22	Carolina (66,879), S-10	38
L	24	at St. Louis (65,945), S-17	41
W	41	at Dallas (64,127), S-24	24
W	27	Arizona (66,985), O-1	20
L	28	Oakland (68,344), O-8	(OT) 34
L	28	at Green Bay (59,870), O-15	31
L	16	at Carolina (73,169), O-22	34
L	24	St. Louis (68,109), O-29	34
L	15	at New Orleans (64,900), N-5	31
W	21	Kansas City (68,002), N-12	7
W	16	Atlanta (67,447), N-19	6
-	-	BYE, N-26	-
W	45	at San Diego (57,255), D-3	17
L	27	New Orleans (67,892), D-10	31
W	17	Chicago (68,306), D-17	0
L	9	at Denver (76,098), D-23	38
<b>388</b>			<b>422</b>

TEAM STATISTICS		49ers	Opp
TOTAL FIRST DOWNS		334	347
By Rushing		98	110
By Passing		211	194
By Penalties		25	43
TOTAL YARDS GAINED		6,040	5,709
By Rushing		1,801	1,794
By Passing		4,239	3,915
TOTAL PLAYS FROM SCRIMMAGE		1,024	1,031
Rushes		416	435
Average Gain Per Rush		4.3	4.1
NET YARDS PASSING		4,239	3,915
Passes Attempted		583	558
Passes Completed		366	320
Percent Completed		62.8	57.4
Had Intercepted		10	13
Times Sacked		25	38
Lost Attempting to Pass		161	270
PUNTS		70	65
Total Yardage of Punts		2,727	2,773
Average Length		39.0	42.7
KICKOFF RETURNS		68	63
Total Yards Returned		1,299	1,358
Average Length of Return		19.1	21.6
PENALTIES		134	102
Yards Penalized		1,135	857
FUMBLES		22	19
Own Fumbles Recovered		13	8
Opponents' Fumbles Recovered		11	9
FIELD GOALS		15	26
Field Goals Attempted		22	31
TOTAL POINTS SCORED		388	422
Touchdowns Scored		49	49
Touchdowns Rushing		15	22
Touchdowns Passing		32	25
Touchdown Returns		2	2
Extra Points		43	46
Safeties		0	0
AVG. TIME OF POSSESSION		29:38	30:22

SCORING	TDs	Ru	Pa	Int	Fu	KO	Pu	PAT	FG	S	Pts
Richey, Wade	0	0	0	0	0	0	0	43/45	15/22	0	88
Owens, Terrell	13	0	13	0	0	0	0	0/0	0/0	0	80
Garner, Charlie	10	7	3	0	0	0	0	0/0	0/0	0	60
Rice, Jerry	7	0	7	0	0	0	0	0/0	0/0	0	42
Beasley, Fred	6	3	3	0	0	0	0	0/0	0/0	0	36
Garcia, Jeff	4	4	0	0	0	0	0	0/0	0/0	0	24
Stokes, J.J.	3	0	3	0	0	0	0	0/0	0/0	0	20
Jackson, Terry	2	1	1	0	0	0	0	0/0	0/0	0	14
Clark, Greg	2	0	2	0	0	0	0	0/0	0/0	0	12
Montgomery, M.	1	0	0	1	0	0	0	0/0	0/0	0	6
Webster, Jason	1	0	0	1	0	0	0	0/0	0/0	0	6
<b>49ERS</b>	<b>49</b>	<b>15</b>	<b>32</b>	<b>2</b>	<b>0</b>	<b>0</b>	<b>0</b>	<b>43/45</b>	<b>15/22</b>	<b>0</b>	<b>388</b>
<b>OPPONENTS</b>	<b>49</b>	<b>22</b>	<b>25</b>	<b>2</b>	<b>0</b>	<b>0</b>	<b>0</b>	<b>46/46</b>	<b>26/31</b>	<b>0</b>	<b>422</b>

2-pt conversions: T. Jackson, T. Owens, J.J. Stokes

Team: 3-4, Opponents: 2-2

Rookie Names in *Italic*

RUSHING	Att	Yds	Avg	LG	TD
Garner, Charlie	258	1,142	4.4	42	7
Garcia, Jeff	72	414	5.8	33	4
Beasley, Fred	50	147	2.9	9	3
<i>Smith, Paul</i>	18	72	4.0	14	0
Owens, Terrell	3	11	3.7	5	0
Jackson, Terry	5	6	1.2	3	1
<i>Lewis, Jonas</i>	1	6	6.0	6	0
Stokes, J.J.	1	6	6.0	6	0
Jervey, Travis	1	0	0.0	0	0
Mirer, Rick	3	0	0.0	3	0
Streets, Tai	1	0	0.0	0	0
<i>Rattay, Tim</i>	2	-1	-0.5	0	0
Rice, Jerry	1	-2	-2.0	-2	0
<b>49ERS</b>	<b>416</b>	<b>1,801</b>	<b>4.3</b>	<b>42</b>	<b>15</b>
<b>OPPONENTS</b>	<b>435</b>	<b>1,794</b>	<b>4.1</b>	<b>31</b>	<b>22</b>

RECEIVING	No	Yds	Avg	LG	TD
Owens, Terrell	97	1,451	15.0	69t	13
Rice, Jerry	75	805	10.7	68t	7
Garner, Charlie	68	647	9.5	62	3
Clark, Greg	38	342	9.0	34	2
Beasley, Fred	31	233	7.5	34	3
Stokes, J.J.	30	524	17.5	53	3
Streets, Tai	19	287	15.1	39	0
Jackson, Terry	5	48	9.6	16	1
<i>Smith, Paul</i>	2	55	27.5	47	0
Swift, Justin	1	8	8.0	8	0
<b>49ERS</b>	<b>366</b>	<b>4,400</b>	<b>12.0</b>	<b>69t</b>	<b>32</b>
<b>OPPONENTS</b>	<b>320</b>	<b>4,185</b>	<b>13.1</b>	<b>78t</b>	<b>25</b>

INTERCEPTIONS	No	Yds	Avg	LG	TD
Bronson, Zack	3	75	25.0	43	0
Montgomery, Monty	3	68	22.7	46t	1
<i>Webster, Jason</i>	2	78	39.0	70t	1
<i>Peterson, Julian</i>	2	33	16.5	31	0
Prioleau, Pierson	1	13	13.0	13	0
Tubbs, Winfred	1	11	11.0	11	0
<i>Keith, John</i>	1	0	0.0	0	0
<b>49ERS</b>	<b>13</b>	<b>278</b>	<b>21.4</b>	<b>70t</b>	<b>2</b>
<b>OPPONENTS</b>	<b>10</b>	<b>94</b>	<b>9.4</b>	<b>36t</b>	<b>2</b>

KICKOFF RETURNS	No	Yds	Avg	LG	TD
Williams, Kevin	30	536	17.9	33	0
<i>Lewis, Jonas</i>	9	168	18.7	26	0
<i>Smith, Paul</i>	9	167	18.6	28	0
Jervey, Travis	8	209	26.1	68	0
Streets, Tai	8	180	22.5	37	0
Jackson, Terry	1	9	9.0	19	0
<i>Milem, John</i>	1	13	13.0	13	0
Okefor, Chike	1	17	17.0	17	0
<i>Plummer, Ahmed</i>	1	0	0.0	0	0
<b>49ERS</b>	<b>68</b>	<b>1,299</b>	<b>19.1</b>	<b>68</b>	<b>0</b>
<b>OPPONENTS</b>	<b>63</b>	<b>1,358</b>	<b>21.6</b>	<b>57</b>	<b>0</b>

PUNT RETURNS	No	FC	Yds	Avg	LG	TD
Williams, Kevin	26	13	220	8.5	25	0
<b>49ERS</b>	<b>26</b>	<b>13</b>	<b>220</b>	<b>8.5</b>	<b>25</b>	<b>0</b>
<b>OPPONENTS</b>	<b>32</b>	<b>20</b>	<b>332</b>	<b>10.4</b>	<b>47</b>	<b>0</b>

PUNTING	No	Yds	Avg	TB	I-20	LG	Blk
Stanley, Chad	69	2,727	39.5	7	15	56	1
<b>49ERS</b>	<b>70</b>	<b>2,727</b>	<b>39.0</b>	<b>7</b>	<b>15</b>	<b>56</b>	<b>1</b>
<b>OPPONENTS</b>	<b>65</b>	<b>2,773</b>	<b>42.7</b>	<b>10</b>	<b>16</b>	<b>66</b>	<b>0</b>

PASSING	Att	Comp	Pct	Yds	LG	TD	Int	QB
Garcia, Jeff	561	355	63.3	4,278	69t	31	10	97.6
Mirer, Rick	20	10	50.0	126	26	1	0	86.7
<i>Rattay, Tim</i>	1	1	100.0	-4	-4	0	0	79.2
Rice, Jerry	1	0	0.0	0	0	0	0	39.6
<b>49ERS</b>	<b>583</b>	<b>366</b>	<b>62.8</b>	<b>4,400</b>	<b>69t</b>	<b>32</b>	<b>10</b>	<b>97.0</b>
<b>OPPONENTS</b>	<b>558</b>	<b>320</b>	<b>57.4</b>	<b>4,185</b>	<b>78t</b>	<b>25</b>	<b>13</b>	<b>86.4</b>

# SAN FRANCISCO 49ERS

## 2001 (12-4/12-5)

Steve Mariucci, Coach

W	16	Atlanta (65,989), S-9	(OT) 13
L	26	St. Louis (67,536), S-23	30
W	19	at New York Jets (78,722), <b>MON/O-1</b>	17
W	24	Carolina (66,944), <b>SUN/O-7</b>	14
W	37	at Atlanta (48,100), O-14	(OT) 31
-	-	BYE, O-21	-
L	31	at Chicago (66,944), O-28	(OT) 37
W	21	Detroit (67,605), N-4	13
W	28	New Orleans (68,083), N-11	27
W	25	at Carolina (72,665), N-18	(OT) 22
W	40	at Indianapolis (56,393), N-25	21
W	35	Buffalo (67,252), <b>SUN/D-2</b>	0
L	14	at St. Louis (66,218), D-9	27
W	21	Miami (68,223), D-16	0
W	13	Philadelphia (68,124), D-22	3
L	21	at Dallas (64,366), D-30	27
W	38	at New Orleans (70,020), J-6	0
<b>409</b>			<b>282</b>

## NFC WILD CARD - JAN. 13

(at Green Bay - Lambeau Field)

L	15	at Green Bay (59,825)	25
---	----	-----------------------	----

### TEAM STATISTICS

	49ers	Opp
TOTAL FIRST DOWNS	328	289
By Rushing	121	89
By Passing	184	179
By Penalties	23	21
TOTAL YARDS GAINED	5,689	4,954
By Rushing	2,244	1,571
By Passing	3,445	3,383
TOTAL PLAYS FROM SCRIMMAGE	1,041	988
Rushes	509	389
Average Gain Per Rush	4.3	4.1
NET YARDS PASSING	3,445	3,383
Passes Attempted	506	567
Passes Completed	318	332
Percent Completed	62.8	58.6
Had Intercepted	12	24
Times Sacked	26	32
Lost Attempting to Pass	114	220
PUNTS	69	72
Total Yardage of Punts	2,813	2,981
Average Length	40.8	41.4
KICKOFF RETURNS	61	68
Total Yards Returned	1,336	1,408
Average Length of Return	21.9	20.7
PENALTIES	82	95
Yards Penalized	669	812
FUMBLES	19	24
Own Fumbles Recovered	12	14
Opponents' Fumbles Recovered	10	7
FIELD GOALS	18	23
Field Goals Attempted	25	27
TOTAL POINTS SCORED	409	282
Touchdowns Scored	51	30
Touchdowns Rushing	16	9
Touchdowns Passing	32	18
Touchdown Returns	3	3
Extra Points	47	23
Safeties	0	1
AVG. TIME OF POSSESSION	31:49	28:11

SCORING	TDs	Ru	Pa	Int	Fu	KO	Pu	PAT	FG	S	Pts
Cortez, Jose	0	0	0	0	0	0	0	47/47	18/25	0	101
Owens, Terrell	16	0	16	0	0	0	0	0/0	0/0	0	96
Stokes, J.J.	7	0	7	0	0	0	0	0/0	0/0	0	42
Barlow, Kevan	5	4	1	0	0	0	0	0/0	0/0	0	30
Garcia, Jeff	5	5	0	0	0	0	0	0/0	0/0	0	30
Hearst, Garrison	5	4	1	0	0	0	0	0/0	0/0	0	30
Johnson, Eric	3	0	3	0	0	0	0	0/0	0/0	0	20
Jackson, Terry	3	1	2	0	0	0	0	0/0	0/0	0	18
Bronson, Zack	2	0	0	2	0	0	0	0/0	0/0	0	12

Rookie Names in *Italic*

(continued)

SCORING	TDs	Ru	Pa	Int	Fu	KO	Pu	PAT	FG	S	Pts
Beasley, Fred	1	1	0	0	0	0	0	0/0	0/0	0	6
Peterson, Julian	1	0	0	0	1	0	0	0/0	0/0	0	6
Smith, Paul	1	1	0	0	0	0	0	0/0	0/0	0	6
Streets, Tai	1	0	1	0	0	0	0	0/0	0/0	0	6
Swift, Justin	1	0	1	0	0	0	0	0/0	0/0	0	6
<b>49ERS</b>	<b>51</b>	<b>16</b>	<b>32</b>	<b>2</b>	<b>1</b>	<b>0</b>	<b>0</b>	<b>47/47</b>	<b>18/25</b>	<b>0</b>	<b>409</b>
<b>OPPONENTS</b>	<b>30</b>	<b>9</b>	<b>18</b>	<b>3</b>	<b>0</b>	<b>0</b>	<b>0</b>	<b>23/23</b>	<b>23/27</b>	<b>1</b>	<b>282</b>

2-pt conversions: E. Johnson Team: 1-3, Opponents: 4-6

RUSHING	Att	Yds	Avg	LG	TD
Hearst, Garrison	252	1,206	4.8	43t	4
Barlow, Kevan	125	512	4.1	25	4
Garcia, Jeff	72	254	3.5	25	5
Jackson, Terry	22	138	6.3	15	1
Beasley, Fred	23	73	3.2	16	1
Smith, Paul	4	27	6.8	13t	1
Owens, Terrell	4	21	5.3	12	0
Sutherland, Vinny	1	16	16.0	16	0
Baker, Jason	1	0	0.0	0	0
Rattay, Tim	5	-3	-0.6	1	0
<b>49ERS</b>	<b>509</b>	<b>2,244</b>	<b>4.4</b>	<b>43t</b>	<b>16</b>
<b>OPPONENTS</b>	<b>389</b>	<b>1,571</b>	<b>4.0</b>	<b>39</b>	<b>9</b>

RECEIVING	No	Yds	Avg	Long	TD
Owens, Terrell	93	1,412	15.2	60t	16
Stokes, J.J.	54	585	10.8	47	7
Hearst, Garrison	41	347	8.5	60t	1
Johnson, Eric	40	362	9.1	24	3
Streets, Tai	28	345	12.3	52	1
Barlow, Kevan	22	247	11.2	61t	1
Beasley, Fred	16	99	6.2	15	0
Jackson, Terry	12	91	7.6	14	2
Swift, Justin	11	66	6.0	13	1
Sutherland, Vinny	1	5	5.0	5	0
<b>49ERS</b>	<b>318</b>	<b>3,559</b>	<b>11.2</b>	<b>61t</b>	<b>32</b>
<b>OPPONENTS</b>	<b>332</b>	<b>3,603</b>	<b>10.9</b>	<b>63</b>	<b>18</b>

INTERCEPTIONS	No	Yds	Avg	Long	TD
Bronson, Zack	7	165	23.6	97t	2
Plummer Ahmed	7	45	6.4	24	0
Webster, Jason	3	61	20.3	31	0
Schulters, Lance	3	0	0.0	0	0
Winborn, Jamie	2	40	20.0	29	0
Holman, Rashad	1	19	19.0	19	0
Smith, Derek	1	0	0.0	0	0
<b>49ERS</b>	<b>24</b>	<b>330</b>	<b>13.8</b>	<b>97t</b>	<b>2</b>
<b>OPPONENTS</b>	<b>12</b>	<b>232</b>	<b>19.3</b>	<b>74t</b>	<b>3</b>

KICKOFF RETURNS	No	Yds	Avg	Long	TD
Sutherland, Vinny	50	1,140	22.8	65	0
Wilson, Cedrick	6	127	21.2	34	0
Smith, Paul	3	37	12.3	16	0
Lewis, Jonas	2	32	16.0	19	0
<b>49ERS</b>	<b>61</b>	<b>1,336</b>	<b>21.9</b>	<b>65</b>	<b>0</b>
<b>OPPONENTS</b>	<b>68</b>	<b>1,408</b>	<b>20.7</b>	<b>46</b>	<b>0</b>

PUNT RETURNS	No	FC	Yds	Avg	LG	TD
Sutherland, Vinny	21	19	147	7.0	19	0
Wilson, Cedrick	2	0	4	2.0	3	0
<b>49ERS</b>	<b>23</b>	<b>19</b>	<b>151</b>	<b>6.6</b>	<b>19</b>	<b>0</b>
<b>OPPONENTS</b>	<b>34</b>	<b>14</b>	<b>290</b>	<b>8.5</b>	<b>34</b>	<b>0</b>

PUNTING	No	Yds	Avg	TB	I-20	LG	Bik
Baker, Jason	69	2,813	40.8	4	21	64	0
<b>49ERS</b>	<b>69</b>	<b>2,813</b>	<b>40.8</b>	<b>4</b>	<b>21</b>	<b>64</b>	<b>0</b>
<b>OPPONENTS</b>	<b>72</b>	<b>2,981</b>	<b>41.4</b>	<b>12</b>	<b>25</b>	<b>68</b>	<b>1</b>

PASSING	Att	Comp	Pct	Yds	LG	TD	Int	QB
Garcia, Jeff	504	316	62.7	3,538	61t	32	12	94.8
Rattay, Tim	2	2	100.0	21	20	0	0	110.4
<b>49ERS</b>	<b>506</b>	<b>318</b>	<b>62.8</b>	<b>3,559</b>	<b>61t</b>	<b>32</b>	<b>12</b>	<b>95.0</b>
<b>OPPONENTS</b>	<b>567</b>	<b>332</b>	<b>58.6</b>	<b>3,603</b>	<b>63</b>	<b>18</b>	<b>24</b>	<b>70.3</b>

# SAN FRANCISCO 49ERS

## 2002 (10-6/11-7)

### NFC West Champions

Steve Mariucci, Coach

W	16	at New York Giants (78,748), THU/S-5	13
L	14	Denver (67,685), S-15	24
W	20	Washington (67,541), S-22	10
-	-	BYE, S-29	-
W	37	St. Louis (67,853), O-6	13
W	28	at Seattle (66,420), MON/O-14	21
L	27	at New Orleans (67,903), O-20	35
W	38	Arizona (67,173), O-27	28
W	23	at Oakland (62,660), N-3	(OT) 20
W	17	Kansas City (67,881), N-10	13
L	17	at San Diego (67,161), N-17	(OT) 20
L	17	Philadelphia (67,919), MON/N-25	38
W	31	Seattle (67,594), D-1	24
W	31	at Dallas (64,097), D-8	27
L	14	Green Bay (67,947), D-15	20
W	17	at Arizona (44,051), D-21	14
L	20	at St. Louis (66,118), MON/D-30	31
<b>367</b>			<b>351</b>

### NFC WILD CARD - JAN. 5

(at San Francisco - 3Com Park)

W	39	New York Giants (66,318)	38
---	----	--------------------------	----

### NFC PLAYOFF - JAN. 12

(at Tampa Bay - Raymond James Stadium)

L	6	at Tampa Bay (65,599)	31
---	---	-----------------------	----

TEAM STATISTICS		49ers	Opp
TOTAL FIRST DOWNS		342	307
By Rushing		141	96
By Passing		182	188
By Penalties		19	23
TOTAL YARDS GAINED		5,701	5,158
By Rushing		2,244	1,652
By Passing		3,457	3,506
TOTAL PLAYS FROM SCRIMMAGE		1,082	978
Rushes		489	394
Average Gain Per Rush		5.3	5.3
NET YARDS PASSING		3,457	3,506
Passes Attempted		571	552
Passes Completed		354	340
Percent Completed		62.0	61.6
Had Intercepted		10	19
Times Sacked		22	32
Lost Attempting to Pass		119	195
PUNTS		65	65
Total Yardage of Punts		2,493	2,699
Average Length		38.4	41.5
KICKOFF RETURNS		68	73
Total Yards Returned		1,386	1,665
Average Length of Return		20.4	22.8
PENALTIES		87	82
Yards Penalized		725	681
FUMBLES		15	24
Own Fumbles Recovered		8	16
Opponents' Fumbles Recovered		8	7
FIELD GOALS		26	22
Field Goals Attempted		36	30
TOTAL POINTS SCORED		367	351
Touchdowns Scored		41	41
Touchdowns Rushing		16	14
Touchdowns Passing		23	23
Touchdown Returns		2	4
Extra Points		39	39
Safeties		0	0
AVG. TIME OF POSSESSION		32:00	28:00

SCORING	TDs	Ru	Pa	Int	Fu	KO	Pu	PAT	FG	S	Pts
Owens, Terrell	14	1	13	0	0	0	0	0/0	0/0	0	84
Cortez, Jose TM	0	0	0	0	0	0	0	25/25	18/24	0	79
Hearst, Garrison	9	8	1	0	0	0	0	0/0	0/0	0	56
Chandler, Jeff	0	0	0	0	0	0	0	14/14	8/12	0	38
Barlow, Kevan	5	4	1	0	0	0	0	0/0	0/0	0	30
Streets, Tai	5	0	5	0	0	0	0	0/0	0/0	0	30

(continued)

SCORING	TDs	Ru	Pa	Int	Fu	KO	Pu	PAT	FG	S	Pts
Garcia, Jeff	3	3	0	0	0	0	0	0/0	0/0	0	20
Beasley, Fred	1	0	1	0	0	0	0	0/0	0/0	0	6
Stokes, J.J.	1	0	1	0	0	0	0	0/0	0/0	0	6
Webster, Jason	1	0	0	1	0	0	0	0/0	0/0	0	6
Williams, Jimmy	1	0	0	0	0	0	1	0/0	0/0	0	6
Wilson, Cedrick	1	0	1	0	0	0	0	0/0	0/0	0	6
<b>49ERS</b>	<b>41</b>	<b>16</b>	<b>23</b>	<b>1</b>	<b>0</b>	<b>0</b>	<b>1</b>	<b>39/39</b>	<b>26/36</b>	<b>0</b>	<b>367</b>
<b>OPPONENTS</b>	<b>41</b>	<b>14</b>	<b>23</b>	<b>0</b>	<b>1</b>	<b>1</b>	<b>2</b>	<b>39/39</b>	<b>22/30</b>	<b>0</b>	<b>351</b>
2-pt conversions: J. Garcia, G. Hearst Team: 2-2, Opponents: 0-2											

RUSHING	Att	Yds	Avg	LG	TD
Hearst, Garrison	215	972	4.5	40	8
Barlow, Kevan	145	675	4.7	35	4
Garcia, Jeff	73	353	4.8	21t	3
Smith, Paul	18	90	5.0	16	0
Owens, Terrell	7	79	11.3	38t	1
Beasley, Fred	26	75	2.9	9	0
Rattay, Tim	5	0	0.0	5	0
<b>49ERS</b>	<b>489</b>	<b>2,244</b>	<b>4.6</b>	<b>40</b>	<b>16</b>
<b>OPPONENTS</b>	<b>394</b>	<b>1,652</b>	<b>4.2</b>	<b>53</b>	<b>14</b>

RECEIVING	No	Yds	Avg	Long	TD
Owens, Terrell	100	1,300	13.0	76t	13
Streets, Tai	72	756	10.5	47t	5
Hearst, Garrison	48	317	6.6	16	1
Johnson, Eric	36	321	8.9	38	0
Stokes, J.J.	32	332	10.4	51	1
Beasley, Fred	22	152	6.9	25t	1
Wilson, Cedrick	15	166	11.1	22	1
Barlow, Kevan	14	136	9.7	29	1
Swift, Justin	10	63	6.3	11	0
Smith, Paul	5	33	6.6	11	0
<b>49ERS</b>	<b>354</b>	<b>3,576</b>	<b>10.1</b>	<b>76t</b>	<b>23</b>
<b>OPPONENTS</b>	<b>340</b>	<b>3,701</b>	<b>10.9</b>	<b>58</b>	<b>23</b>

INTERCEPTIONS	No	Yds	Avg	Long	TD
Parrish, Tony	7	204	29.1	60	0
Heard, Ronnie	4	60	15.0	30	0
Bronson, Zack	3	28	9.3	20	0
Webster, Jason	1	37	37.0	37t	1
Hawthorne, Duane LG	1	15	15.0	15	0
Peterson, Julian	1	2	2.0	2	0
Holman, Rashad	1	1	1.0	1	0
Plummer, Ahmed	1	0	0.0	0	0
Stewart, Quincy	1	0	0.0	0	0
<b>49ERS</b>	<b>19</b>	<b>332</b>	<b>17.5</b>	<b>60</b>	<b>1</b>
<b>OPPONENTS</b>	<b>10</b>	<b>54</b>	<b>5.4</b>	<b>36</b>	<b>0</b>

KICKOFF RETURNS	No	Yds	Avg	Long	TD
Williams, Jimmy	35	765	21.9	50	0
Robertson, Jamal	11	242	22.0	42	0
Wilson, Cedrick	10	195	19.5	37	0
Smith, Paul	7	107	15.3	28	0
Jackson, Eric	4	67	16.8	23	0
Kosier, Kyle	1	10	10.0	10	0
<b>49ERS</b>	<b>68</b>	<b>1,386</b>	<b>20.4</b>	<b>50</b>	<b>0</b>
<b>OPPONENTS</b>	<b>73</b>	<b>1,665</b>	<b>22.8</b>	<b>84t</b>	<b>1</b>

PUNT RETURNS	No	FC	Yds	Avg	LG	TD
Williams, Jimmy	20	8	336	16.8	89t	1
Wilson, Cedrick	8	4	59	7.4	13	0
<b>49ERS</b>	<b>28</b>	<b>12</b>	<b>395</b>	<b>14.1</b>	<b>89t</b>	<b>1</b>
<b>OPPONENTS</b>	<b>37</b>	<b>13</b>	<b>359</b>	<b>9.7</b>	<b>76t</b>	<b>2</b>

PUNTING	No	Yds	Avg	TB	I-20	LG	Bik
Baker, Jason TM	42	1,688	40.2	3	12	51	0
LaFleur, Bill	22	805	36.6	1	5	60	1
<b>49ERS</b>	<b>64</b>	<b>2,493</b>	<b>38.4</b>	<b>4</b>	<b>17</b>	<b>60</b>	<b>1</b>
<b>OPPONENTS</b>	<b>65</b>	<b>2,699</b>	<b>41.5</b>	<b>5</b>	<b>17</b>	<b>64</b>	<b>0</b>

PASSING	Att	Comp	Pct	Yds	LG	TD	Int	QB
Garcia, Jeff	528	328	62.1	3,344	76t	21	10	85.6
Rattay, Tim	43	26	60.5	232	27t	2	0	90.5
<b>49ERS</b>	<b>571</b>	<b>354</b>	<b>62.0</b>	<b>3,576</b>	<b>76t</b>	<b>23</b>	<b>10</b>	<b>86.0</b>
<b>OPPONENTS</b>	<b>552</b>	<b>340</b>	<b>61.6</b>	<b>3,701</b>	<b>58</b>	<b>23</b>	<b>19</b>	<b>80.9</b>

Rookie Names in Italic

# SAN FRANCISCO 49ERS

## 2003 (7-9)

**Dennis Erickson, Coach**

W	49	Chicago (67,554), S-7	7
L	24	at St. Louis (65,990), S-14	(OT) 27
L	12	Cleveland (67,412), S-21	13
L	7	at Minnesota (64,111), S-28	35
W	24	Detroit (67,365), O-5	17
L	19	at Seattle (66,437), <b>SUN</b> /O-12	20
W	24	Tampa Bay (67,809), O-19	7
L	13	at Arizona (40,824), O-26	(OT) 16
W	30	St. Louis (67,812), N-2	10
-	-	BYE, N-9	-
W	30	Pittsburgh (67,877), <b>MON</b> /N-17	14
L	10	at Green Bay (70,250), N-23	20
L	6	at Baltimore (69,549), N-30	44
W	50	Arizona (66,975), D-7	14
L	38	at Cincinnati (64,666), D-14	41
W	31	at Philadelphia (67,866), D-21	(OT) 28
L	17	Seattle (67,840), D-27	24
<b>384</b>			<b>337</b>

TEAM STATISTICS		49ers	Opp
TOTAL FIRST DOWNS		313	292
By Rushing		118	99
By Passing		172	165
By Penalties		23	28
TOTAL YARDS GAINED		5,687	4,928
By Rushing		2,279	1,690
By Passing		3,408	3,238
TOTAL PLAYS FROM SCRIMMAGE		1,038	976
Rushes		499	420
Average Gain Per Rush		5.5	5.0
NET YARDS PASSING		3,408	3,238
Passes Attempted		511	514
Passes Completed		299	310
Percent Completed		58.5	60.3
Had Intercepted		15	23
Times Sacked		28	32
Lost Attempting to Pass		158	195
PUNTS		69	76
Total Yardage of Punts		2,629	2,975
Average Length		38.1	39.1
KICKOFF RETURNS		64	77
Total Yards Returned		1,327	1,641
Average Length of Return		20.7	21.3
PENALTIES		104	78
Yards Penalized		807	720
FUMBLES		24	23
Own Fumbles Recovered		14	9
Opponents' Fumbles Recovered		14	10
FIELD GOALS		26	17
Field Goals Attempted		37	26
TOTAL POINTS SCORED		384	337
Touchdowns Scored		44	41
Touchdowns Rushing		16	13
Touchdowns Passing		25	25
Touchdown Returns		3	3
Extra Points		38	40
Safeties		1	0
AVG. TIME OF POSSESSION		30:54	29:06

SCORING	TDs	Ru	Pa	Int	Fu	KO	Pu	PAT	FG	S	Pts
Peterson, Todd	0	0	0	0	0	0	0	22/23	12/15	0	58
Owens, Terrell	9	0	9	0	0	0	0	0/0	0/0	0	54
Barlow, Kevan	7	6	1	0	0	0	0	0/0	0/0	0	42
Garcia, Jeff	7	7	0	0	0	0	0	0/0	0/0	0	42
Streets, Tai	7	0	7	0	0	0	0	0/0	0/0	0	42
Pochman, Owen	0	0	0	0	0	0	0	9/10	8/15	0	33
Chandler, Jeff	0	0	0	0	0	0	0	7/8	6/7	0	25
Hearst, Garrison	4	3	1	0	0	0	0	0/0	0/0	0	24
Wilson, Cedrick	3	0	2	0	0	1	0	0/0	0/0	0	18
Lloyd, Brandon	2	0	2	0	0	0	0	0/0	0/0	0	14
Beasley, Fred	1	0	1	0	0	0	0	0/0	0/0	0	6
Harris, Kwame	1	0	0	1	0	0	0	0/0	0/0	0	6
Plummer, Ahmed	1	0	0	1	0	0	0	0/0	0/0	0	6

(continued)

SCORING	TDs	Ru	Pa	Int	Fu	KO	Pu	PAT	FG	S	Pts
Walker, Aaron	1	0	1	0	0	0	0	0/0	0/0	0	6
Weaver, Jed	1	0	1	0	0	0	0	0/0	0/0	0	6
Ulbrich, Jeff	0	0	0	0	0	0	0	0/0	0/0	1	2
<b>49ERS</b>	<b>44</b>	<b>16</b>	<b>25</b>	<b>2</b>	<b>0</b>	<b>1</b>	<b>0</b>	<b>38/41</b>	<b>26/37</b>	<b>1</b>	<b>384</b>
<b>OPPONENTS</b>	<b>41</b>	<b>13</b>	<b>25</b>	<b>3</b>	<b>0</b>	<b>0</b>	<b>0</b>	<b>40/40</b>	<b>17/26</b>	<b>0</b>	<b>337</b>

2-pt conversions: B. Lloyd Team: 1-3, Opponents: 0-1

RUSHING	Att	Yds	Avg	LG	TD
Barlow, Kevan	201	1,024	5.1	78t	6
Hearst, Garrison	178	768	4.3	36	3
Garcia, Jeff	56	319	5.7	21t	7
Robertson, Jamal	32	136	4.3	23	0
Beasley, Fred	17	24	1.4	5	0
Battle, Arnaz	2	14	7.0	9	0
LaFleur, Bill	1	0	0.0	0	0
Rattay, Tim	8	0	0.0	6	0
Owens, Terrell	3	-2	-.7	3	0
Wilson, Cedrick	1	-4	-4.0	-4	0
<b>49ERS</b>	<b>499</b>	<b>2,279</b>	<b>4.6</b>	<b>78t</b>	<b>16</b>
<b>OPPONENTS</b>	<b>420</b>	<b>1,690</b>	<b>4.0</b>	<b>49t</b>	<b>13</b>

RECEIVING	No	Yds	Avg	Long	TD
Owens, Terrell	80	1,102	13.8	75t	9
Streets, Tai	47	595	12.7	41t	7
Weaver, Jed	35	437	12.5	30	1
Wilson, Cedrick	35	396	11.3	29	2
Barlow, Kevan	35	307	8.8	48	1
Hearst, Garrison	25	211	8.4	26	1
Beasley, Fred	19	184	9.7	32	1
Lloyd, Brandon	14	212	15.1	44	2
Walker, Aaron	8	116	14.5	26	1
Garcia, Jeff	1	6	6.0	6	0
<b>49ERS</b>	<b>299</b>	<b>3,566</b>	<b>11.9</b>	<b>75t</b>	<b>25</b>
<b>OPPONENTS</b>	<b>310</b>	<b>3,544</b>	<b>11.4</b>	<b>75t</b>	<b>25</b>

INTERCEPTIONS	No	Yds	Avg	Long	TD
Parrish, Tony	9	202	22.4	49	0
Plummer, Ahmed	4	85	21.3	68t	1
Rumph, Mike	3	19	6.3	12	0
Peterson, Julian	2	31	15.5	31	0
Bronson, Zack	1	22	22.0	22	0
Webster, Jason	1	17	17.0	17	0
Ulbrich, Jeff	1	7	7.0	7	0
Williams, Jimmy	1	6	6.0	6	0
Heard, Ronnie	1	0	0.0	0	0
<b>49ERS</b>	<b>23</b>	<b>389</b>	<b>16.9</b>	<b>68t</b>	<b>1</b>
<b>OPPONENTS</b>	<b>15</b>	<b>291</b>	<b>19.4</b>	<b>65</b>	<b>1</b>

KICKOFF RETURNS	No	Yds	Avg	Long	TD
Wilson, Cedrick	37	836	22.6	95t	1
Williams, Jimmy	11	207	18.8	41	0
Bruce, Arland	6	125	20.8	29	0
Battle, Arnaz	5	88	17.6	21	0
Lloyd, Brandon	2	32	16.0	21	0
Moran, Sean	2	35	17.5	19	0
Gutierrez, Brock	1	4	4.0	4	0
<b>49ERS</b>	<b>64</b>	<b>1,327</b>	<b>20.7</b>	<b>95t</b>	<b>1</b>
<b>OPPONENTS</b>	<b>77</b>	<b>1,641</b>	<b>21.3</b>	<b>75</b>	<b>0</b>

PUNT RETURNS	No	FC	Yds	Avg	LG	TD
Williams, Jimmy	35	10	240	6.9	20	0
Bruce, Arland	4	2	24	6.0	18	0
Wilson, Cedrick	1	3	12	12.0	12	0
<b>49ERS</b>	<b>40</b>	<b>15</b>	<b>276</b>	<b>6.9</b>	<b>20</b>	<b>0</b>
<b>OPPONENTS</b>	<b>28</b>	<b>15</b>	<b>258</b>	<b>9.2</b>	<b>81t</b>	<b>1</b>

PUNTING	No	Yds	Avg	TB	I-20	LG	Blk
LaFleur, Bill	68	2,629	38.7	3	17	56	1
<b>49ERS</b>	<b>68</b>	<b>2,629</b>	<b>38.1</b>	<b>3</b>	<b>17</b>	<b>56</b>	<b>1</b>
<b>OPPONENTS</b>	<b>76</b>	<b>2,975</b>	<b>39.1</b>	<b>3</b>	<b>16</b>	<b>58</b>	<b>1</b>

PASSING	Att	Comp	Pct	Yds	LG	TD	Int	QB
Garcia, Jeff	392	225	57.4	2,704	75t	18	13	80.1
Rattay, Tim	118	73	61.9	856	61t	7	2	96.6
Wilson, Cedrick	1	1	100.0	6	6	0	0	91.7
<b>49ERS</b>	<b>511</b>	<b>299</b>	<b>58.5</b>	<b>3,566</b>	<b>75t</b>	<b>25</b>	<b>15</b>	<b>84.0</b>
<b>OPPONENTS</b>	<b>514</b>	<b>310</b>	<b>60.3</b>	<b>3,544</b>	<b>75t</b>	<b>25</b>	<b>23</b>	<b>78.6</b>

Rookie Names in Italic



# SAN FRANCISCO 49ERS

## 2004 (2-14)

**Dennis Erickson, Coach**

L	19	Atlanta (65,584), S-12	21
L	27	at New Orleans (64,900), S-19	30
L	0	at Seattle (66,709), S-26	34
L	14	St. Louis (66,696), <b>SUN</b> /O-3	24
W	31	Arizona (62,836), O-10	(OT) 28
L	14	at New York Jets (78,189), O-17	22
-	-	BYE, O-24	-
L	13	at Chicago (62,054), <b>SUN</b> /O-31	23
L	27	Seattle (64,423), N-7	42
L	27	Carolina (63,618), N-14	37
L	3	at Tampa Bay (65,234), N-21	35
L	17	Miami (66,156), N-28	24
L	6	at St. Louis (65,793), D-5	16
W	31	at Arizona (35,069), D-12	(OT) 28
L	16	Washington (65,710), <b>SAT</b> /D-19	26
L	7	Buffalo (63,248), D-26	41
L	7	at New England (68,756), J-2	21
<b>259</b>			<b>452</b>

<b>TEAM STATISTICS</b>		<b>49ers</b>	<b>Opp</b>
TOTAL FIRST DOWNS		280	322
By Rushing		83	121
By Passing		172	179
By Penalties		25	22
TOTAL YARDS GAINED		4,585	5,481
By Rushing		1,449	1,995
By Passing		3,136	3,486
TOTAL PLAYS FROM SCRIMMAGE		1,026	1,014
Rushes		413	495
Average Gain Per Rush		4.5	5.4
NET YARDS PASSING		3,136	3,486
Passes Attempted		561	490
Passes Completed		325	308
Percent Completed		57.9	62.9
Had Intercepted		21	9
Times Sacked		52	29
Lost Attempting to Pass		319	194
PUNTS		96	80
Total Yardage of Punts		3,990	3,268
Average Length		41.6	40.9
KICKOFF RETURNS		84	56
Total Yards Returned		1,716	1,119
Average Length of Return		20.4	20.0
PENALTIES		103	107
Yards Penalized		859	867
FUMBLES		33	24
Own Fumbles Recovered		14	12
Opponents' Fumbles Recovered		12	19
FIELD GOALS		18	25
Field Goals Attempted		22	29
TOTAL POINTS SCORED		259	452
Touchdowns Scored		30	54
Touchdowns Rushing		10	22
Touchdowns Passing		17	27
Touchdown Returns		3	5
Extra Points		23	51
Safeties		1	0
AVG. TIME OF POSSESSION		29:00	31:00

<b>SCORING</b>	<b>TDs</b>	<b>Ru</b>	<b>Pa</b>	<b>Int</b>	<b>Fu</b>	<b>KO</b>	<b>Pu</b>	<b>PAT</b>	<b>FG</b>	<b>S</b>	<b>Pts</b>
Peterson, Todd	0	0	0	0	0	0	0	23/23	18/22	0	77
Barlow, Kevan	7	7	0	0	0	0	0	0/0	0/0	0	42
Lloyd, Brandon	6	0	6	0	0	0	0	0/0	0/0	0	38
Conway, Curtis	3	0	3	0	0	0	0	0/0	0/0	0	20
Wilson, Cedrick	3	0	3	0	0	0	0	0/0	0/0	0	18
Hicks, Maurice	2	2	0	0	0	0	0	0/0	0/0	0	12
Johnson, Eric	2	0	2	0	0	0	0	0/0	0/0	0	12
Battle, Arnaz	1	0	0	0	0	1	0	0/0	0/0	0	6
Bush, Steve LG	1	0	1	0	0	0	0	0/0	0/0	0	6
Carpenter, Dwaine	1	0	0	0	0	1	0	0/0	0/0	0	6
Robertson, Jamal TM	1	1	0	0	0	0	0	0/0	0/0	0	6
Smith, Derek	1	0	0	0	0	1	0	0/0	0/0	0	6
Woods, Rashaun	1	0	1	0	0	0	0	0/0	0/0	0	6
Rattay, Tim	0	0	0	0	0	0	0	0/0	0/0	0	2
<b>49ERS</b>	<b>30</b>	<b>10</b>	<b>17</b>	<b>0</b>	<b>0</b>	<b>3</b>	<b>0</b>	<b>23/23</b>	<b>18/22</b>	<b>1</b>	<b>259</b>
<b>OPPONENTS</b>	<b>54</b>	<b>22</b>	<b>27</b>	<b>0</b>	<b>0</b>	<b>5</b>	<b>0</b>	<b>51/51</b>	<b>25/29</b>	<b>0</b>	<b>452</b>

2-pt conversions: C. Conway, B. Lloyd, T. Rattay

Team: 3-6, Opponents: 1-3

Rookie Names in Italic

<b>RUSHING</b>	<b>No</b>	<b>Yds</b>	<b>Avg</b>	<b>Long</b>	<b>TD</b>
Barlow, Kevan	244	822	3.4	60	7
Hicks, Maurice	96	362	3.8	35	2
Jackson, Terry	26	101	3.9	13	0
Robertson, Jamal TM	16	71	4.4	16	1
Rattay, Tim	12	55	4.6	15	0
Beasley, Fred	9	15	1.7	4	0
Dorsey, Ken	5	7	1.4	3	0
Wilson, Cedrick	1	6	6.0	6	0
Battle, Arnaz	2	5	2.5	7	0
<i>Pickett, Cody</i>	1	5	5.0	5	0
Isom, Jasen	1	0	0.0	0	0
<b>49ERS</b>	<b>413</b>	<b>1,449</b>	<b>3.5</b>	<b>60</b>	<b>10</b>
<b>OPPONENTS</b>	<b>495</b>	<b>1,995</b>	<b>4.0</b>	<b>29</b>	<b>22</b>

<b>RECEIVING</b>	<b>No</b>	<b>Yds</b>	<b>Avg</b>	<b>Long</b>	<b>TD</b>
Johnson, Eric	82	825	10.1	25	2
Wilson, Cedrick	47	641	13.6	39	3
Lloyd, Brandon	43	565	13.1	52	6
Conway, Curtis	38	403	10.6	37	3
Barlow, Kevan	35	212	6.1	15	0
Jackson, Terry	21	139	6.6	22	0
Hicks, Maurice	16	154	9.6	19	0
Walker, Aaron	10	115	11.5	30	0
Beasley, Fred	10	44	4.4	9	0
Battle, Arnaz	8	143	17.9	65	0
<i>Woods, Rashaun</i>	7	160	22.9	59	1
Robertson, Jamal TM	4	34	8.5	14	0
Bush, Steve LG	2	10	5.0	6	1
Bush, Steve TM	2	10	5.0	6	1
Ware, Kevin	1	9	9.0	9	0
Isom, Jasen	1	1	1.0	1	0
<b>49ERS</b>	<b>325</b>	<b>3,455</b>	<b>10.6</b>	<b>65</b>	<b>16</b>
<b>OPPONENTS</b>	<b>308</b>	<b>3,680</b>	<b>11.9</b>	<b>60</b>	<b>27</b>

<b>INTERCEPTIONS</b>	<b>No</b>	<b>Yds</b>	<b>Avg</b>	<b>Long</b>	<b>TD</b>
Parrish, Tony	4	64	16.0	26	0
Carpenter, Dwaine	1	31	31.0	31	0
Ulbrich, Jeff	1	19	19.0	19	0
Heard, Ronnie	1	14	14.0	14	0
Winborn, Jamie	1	1	1.0	1	0
<i>Adams, Mike</i>	1	0	0.0	0	0
<b>49ERS</b>	<b>9</b>	<b>129</b>	<b>14.3</b>	<b>31</b>	<b>0</b>
<b>OPPONENTS</b>	<b>21</b>	<b>479</b>	<b>22.8</b>	<b>85</b>	<b>4</b>

<b>KICKOFF RETURNS</b>	<b>No</b>	<b>Yds</b>	<b>Avg</b>	<b>Long</b>	<b>TD</b>
Hicks, Maurice	31	623	20.1	35	0
Robertson, Jamal TM	25	560	22.4	37	0
Battle, Arnaz	13	257	19.8	40	0
Wilson, Cedrick	10	196	19.6	36	0
Williams, Jimmy	3	58	19.3	23	0
Jackson, Terry	2	22	11.0	14	0
<b>49ERS</b>	<b>84</b>	<b>1,716</b>	<b>20.4</b>	<b>40</b>	<b>0</b>
<b>OPPONENTS</b>	<b>56</b>	<b>1,119</b>	<b>20.0</b>	<b>73</b>	<b>0</b>

<b>PUNT RETURNS</b>	<b>Ret</b>	<b>FC</b>	<b>Yds</b>	<b>Avg</b>	<b>Long</b>	<b>TD</b>
Battle, Arnaz	31	20	266	8.6	71t	1
Wilson, Cedrick	2	1	21	10.5	13	0
Fleck, P.J.	1	0	10	10.0	10	0
Peterson, Julian	1	0	6	6.0	6	0
<b>49ERS</b>	<b>35</b>	<b>21</b>	<b>303</b>	<b>8.7</b>	<b>71t</b>	<b>1</b>
<b>OPPONENTS</b>	<b>51</b>	<b>17</b>	<b>445</b>	<b>8.7</b>	<b>35</b>	<b>0</b>

<b>PUNTING</b>	<b>No</b>	<b>Yds</b>	<b>Avg</b>	<b>Net</b>	<b>TB</b>	<b>I-20</b>	<b>Lg</b>	<b>B</b>
Lee, Andy	96	3,990	41.6	35.3	8	25	81	0
<b>49ERS</b>	<b>96</b>	<b>3,990</b>	<b>41.6</b>	<b>35.3</b>	<b>8</b>	<b>25</b>	<b>81</b>	<b>0</b>
<b>OPPONENTS</b>	<b>79</b>	<b>3,268</b>	<b>40.9</b>	<b>35.8</b>	<b>5</b>	<b>28</b>	<b>61</b>	<b>1</b>

<b>PASSING</b>	<b>Att</b>	<b>Comp</b>	<b>Pct</b>	<b>Yds</b>	<b>LG</b>	<b>TD</b>	<b>Int</b>	<b>QB</b>
Rattay, Tim	325	198	60.9	2,169	65	10	10	78.1
<i>Dorsey, Ken</i>	226	123	54.4	1,231	59	6	9	62.4
<i>Pickett, Cody</i>	10	4	40.0	55	18	0	2	18.8
<b>49ERS</b>	<b>561</b>	<b>325</b>	<b>57.9</b>	<b>3,455</b>	<b>65</b>	<b>16</b>	<b>21</b>	<b>69.9</b>
<b>OPPONENTS</b>	<b>490</b>	<b>308</b>	<b>62.9</b>	<b>3,680</b>	<b>60</b>	<b>27</b>	<b>9</b>	<b>96.5</b>

# SAN FRANCISCO 49ERS

## 2005 (4-12) Mike Nolan, Coach

W	28	St. Louis (67,918), S-11	25
L	3	at Philadelphia (67,727), S-18	42
L	31	Dallas (68,247), S-25	34
L	14	at Arizona in MC (103,467), SUN/O-2	31
L	3	Indianapolis (68,084), O-9	28
-	-	BYE, O-16	-
L	17	at Washington (90,224), O-23	52
W	15	Tampa Bay (63,358), O-30	10
L	6	New York Giants (63,820), N-6	24
L	9	at Chicago (62,153), N-13	17
L	25	Seattle (63,590), N-20	27
L	22	at Tennessee (69,149), N-27	33
L	10	Arizona (60,439), D-4	17
L	3	at Seattle (66,690), D-11	41
L	9	at Jacksonville (64,764), D-18	10
W	24	at St. Louis (65,473), D-24	20
W	20	Houston (67,970), J-1	(OT) 17
239			428

TEAM STATISTICS		49ers	Opp
TOTAL FIRST DOWNS		191	335
By Rushing		70	115
By Passing		96	205
By Penalties		25	15
TOTAL YARDS GAINED		3,587	6,259
By Rushing		1,689	1,832
By Passing		1,898	4,427
TOTAL PLAYS FROM SCRIMMAGE		865	1,090
Rushes		428	486
Average Gain Per Rush		4.1	5.7
NET YARDS PASSING		1,898	4,427
Passes Attempted		389	576
Passes Completed		204	374
Percent Completed		52.4	64.9
Had Intercepted		21	16
Times Sacked		48	28
Lost Attempting to Pass		292	193
PUNTS		108	71
Total Yardage of Punts		4,447	2,846
Average Length		41.2	40.1
KICKOFF RETURNS		81	48
Total Yards Returned		1,540	960
Average Length of Return		19.0	20.0
PENALTIES		106	120
Yards Penalized		780	961
FUMBLES		31	18
Own Fumbles Recovered		17	8
Opponents' Fumbles Recovered		10	14
FIELD GOALS		26	29
Field Goals Attempted		29	36
TOTAL POINTS SCORED		239	428
Touchdowns Scored		23	49
Touchdowns Rushing		9	19
Touchdowns Passing		8	28
Touchdown Returns		6	2
Extra Points		21	43
Field Goals		26	29
Safeties		0	0
AVG. TIME OF POSSESSION		27:18	32:42

SCORING	TDs	Ru	Pa	Int	Fu	KO	Pu	PAT	FG	S	Pts
Nedney, Joe	0	0	0	0	0	0	0	19/19	26/28	0	97
Lloyd, Brandon	5	0	5	0	0	0	0	0/0	0/0	0	30
Barlow, Kevan	3	3	0	0	0	0	0	0/0	0/0	0	18
Battle, Arnaz	3	0	3	0	0	0	0	0/0	0/0	0	18
Gore, Frank	3	3	0	0	0	0	0	0/0	0/0	0	18
Hicks, Maurice	3	3	0	0	0	0	0	0/0	0/0	0	18
Adams, Mike	1	0	0	1	0	0	0	0/0	0/0	0	6
Amey, Fred	1	0	0	0	0	0	1	0/0	0/0	0	6
Johnson, Derrick	1	0	0	0	1	0	0	0/0	0/0	0	6
Parrish, Tony	1	0	0	1	0	0	0	0/0	0/0	0	6
Smith, Derek	1	0	0	0	1	0	0	0/0	0/0	0	6
Spencer, Shawntae	1	0	0	1	0	0	0	0/0	0/0	0	6

Rookie Names in Italic

(continued)

SCORING	TDs	Ru	Pa	Int	Fu	KO	Pu	PAT	FG	S	Pts
Cortez, Jose TM	0	0	0	0	0	0	0	2/2	0/1	0	2
Jackson, Terry	0	0	0	0	0	0	0	0/0	0/0	0	2
49ERS	23	9	8	3	2	0	1	21/21	26/29	0	239
OPPONENTS*	49	19	28	1	0	0	0	43/44	29/36	0	428

2-pt conversions: Jackson, Team: 1-2, Opponents: 2-5

\*ret blkd FGA

RUSHING	No	Yds	Avg	Long	TD
Gore, Frank	127	608	4.8	72t	3
Barlow, Kevan	176	581	3.3	29	3
Hicks, Maurice	59	308	5.2	73t	3
Smith, Alex	30	103	3.4	19	0
Pickett, Cody	13	42	3.2	12	0
Rattay, Tim TM	7	18	2.6	13	0
Battle, Arnaz	8	11	1.4	9	0
Dorsey, Ken	4	11	2.8	6	0
Jackson, Terry	2	11	5.5	11	0
Hetherington, Chris	1	3	3.0	3	0
Marshall, Rasheed	1	-7	-7.0	-7	0
49ERS	428	1,689	3.9	73t	9
OPPONENTS	486	1,832	3.8	40	19

RECEIVING	No	Yds	Avg	Long	TD
Lloyd, Brandon	48	733	15.3	89t	5
Battle, Arnaz	32	363	11.3	39	3
Barlow, Kevan	31	241	7.8	24	0
Morton, Johnnie	21	288	13.7	30	0
Gore, Frank	15	131	8.7	47	0
Hicks, Maurice	12	47	3.9	11	0
Jackson, Terry	10	67	6.7	12	0
Jones, Terry LG	9	76	8.4	21	0
Jones, Terry TM	9	76	8.4	21	0
McAddley, Jason	7	125	17.9	38	0
Bajema, Billy	5	54	10.8	24	0
Hetherington, Chris	5	26	5.2	11	0
Bush, Steve	3	21	7.0	10	0
Smith, Trent	3	7	2.3	6	0
Beasley, Fred	2	12	6.0	6	0
Marshall, Rasheed	1	-1	-1.0	-1	0
49ERS	204	2,190	10.7	89t	8
OPPONENTS	374	4,620	12.4	78t	28

INTERCEPTIONS	No	Yds	Avg	Long	TD
Spencer, Shawntae	4	85	21.3	61t	1
Adams, Mike	4	36	9.0	40t	1
Parrish, Tony	2	34	17.0	34t	1
Thornton, Bruce	2	0	0.0	0	0
Emanuel, Ben	1	38	38.0	35	0
Smith, Derek	1	13	13.0	13	0
Moore, Brandon	1	12	12.0	12	0
Lewis, Keith	1	2	2.0	2	0
49ERS	16	220	13.8	61t	3
OPPONENTS	21	265	12.6	34	1

KICKOFF RETURNS	No	Yds	Avg	Long	TD
Hicks, Maurice	34	689	20.3	40	0
Marshall, Rasheed	26	488	18.8	29	0
Amey, Fred	14	241	17.2	25	0
McAddley, Jason	7	122	17.4	22	0
49ERS	81	1,540	19.0	40	0
OPPONENTS	48	960	20.0	35	0

PUNT RETURNS	Ret	FC	Yds	Avg	Long	TD
Marshall, Rasheed	17	10	87	5.1	13	0
Amey, Fred	11	2	125	11.4	75t	1
49ERS	28	12	212	7.6	75t	1
OPPONENTS	62	20	471	7.6	25	0

PUNTING	No	Yds	Avg	Net	TB	I-20	Lg	B
Lee, Andy	107	4,447	41.6	36.3	3	15	58	1
49ERS	107	4,447	41.6	36.3	3	15	58	1
OPPONENTS	71	2,846	40.1	33.7	12	22	56	1

PASSING	Att	Comp	Pct	Yds	LG	TD	Int	QB
Smith, Alex	165	84	50.9	875	47	1	11	40.8
Rattay, Tim TM	97	56	57.7	667	89t	5	6	70.3
Dorsey, Ken	90	48	53.3	481	44	2	2	66.9
Pickett, Cody	35	14	40.0	140	28	0	2	28.3
Battle, Arnaz	2	2	100.0	27	24	0	0	118.8
49ERS	389	204	52.4	2,190	21	8	89t	53.6
OPPONENTS	576	374	64.9	4,620	16	28	78t	94.2

# SAN FRANCISCO 49ERS

## 2006 (7-9)

*Mike Nolan, Coach*

L	27	at Arizona (63,407), S-10	34
W	20	St. Louis (67,791), S-17	13
L	24	Philadelphia (68,166), S-24	38
L	0	at Kansas City (77,609), O-1	41
W	34	Oakland (68,368), O-8	20
L	19	San Diego (68,137), O-15	48
-	-	BYE, O-22	-
L	10	at Chicago (62,200), O-29	41
W	9	Minnesota (68,088), N-5	3
W	19	at Detroit (60,707), N-12	13
W	20	Seattle (68,367), N-19	14
L	17	at St. Louis (65,517), N-26	20
L	10	at New Orleans (68,241), D-3	34
L	19	Green Bay (68,539), D-10	30
W	24	at Seattle (67,650), THU/D-14	14
L	20	Arizona (67,751), D-24	26
W	26	at Denver (75,555), D-31 (OT)	23
<b>298</b>			<b>412</b>

### TEAM STATISTICS

	49ers	Opp
TOTAL FIRST DOWNS	243	326
By Rushing	97	107
By Passing	132	189
By Penalties	14	30
TOTAL YARDS GAINED	4,860	5,507
By Rushing	2,172	1,936
By Passing	2,688	3,571
TOTAL PLAYS FROM SCRIMMAGE	918	1,025
Rushes	439	473
Average Gain Per Rush	5.3	5.4
NET YARDS PASSING	2,688	3,571
Passes Attempted	444	518
Passes Completed	257	331
Percent Completed	57.9	63.9
Had Intercepted	16	14
Times Sacked	35	34
Lost Attempting to Pass	202	246
PUNTS	81	66
Total Yardage of Punts	3,625	2,794
Average Length	44.8	42.3
KICKOFF RETURNS	79	65
Total Yards Returned	1,907	1,373
Average Length of Return	24.1	21.1
PENALTIES	93	87
Yards Penalized	818	703
FUMBLES	24	23
Own Fumbles Recovered	8	10
Opponents' Fumbles Recovered	13	16
FIELD GOALS	29	30
Field Goals Attempted	35	32
TOTAL POINTS SCORED	298	412
Touchdowns Scored	30	46
Touchdowns Rushing	12	18
Touchdowns Passing	16	25
Touchdown Returns	2	3
Extra Points	29	46
Field Goals	29	30
Safeties	1	0
AVG. TIME OF POSSESSION	28:37	31:23

### SCORING

	TDs	Ru	Pa	Int	Fu	KO	Pu	PAT	FG	S	Pts
Nedney, Joe	0	0	0	0	0	0	0	29/29	29/35	0	116
Gore, Frank	9	8	1	0	0	0	0	0/0	0/0	0	54
Battle, Arnaz	3	0	3	0	0	0	0	0/0	0/0	0	18
Bryant, Antonio	3	0	3	0	0	0	0	0/0	0/0	0	18
Davis, Vernon	3	0	3	0	0	0	0	0/0	0/0	0	18
Johnson, Eric	2	0	2	0	0	0	0	0/0	0/0	0	12
Norris, Moran	2	0	2	0	0	0	0	0/0	0/0	0	12
Robinson, Michael	2	2	0	0	0	0	0	0/0	0/0	0	12
Smith, Alex	2	2	0	0	0	0	0	0/0	0/0	0	12
Gilmore, Bryan	1	0	1	0	0	0	0	0/0	0/0	0	6

(continued)

### SCORING

	TDs	Ru	Pa	Int	Fu	KO	Pu	PAT	FG	S	Pts
Harris, Walt	1	0	0	1	0	0	0	0/0	0/0	0	6
Hicks, Maurice	1	0	1	0	0	0	0	0/0	0/0	0	6
Oliver, Melvin	1	0	0	0	1	0	0	0/0	0/0	0	6
<b>49ERS</b>	<b>30</b>	<b>12</b>	<b>16</b>	<b>1</b>	<b>1</b>	<b>0</b>	<b>0</b>	<b>29/29</b>	<b>29/35</b>	<b>1</b>	<b>298</b>
<b>OPPONENTS</b>	<b>46</b>	<b>18</b>	<b>25</b>	<b>1</b>	<b>1</b>	<b>0</b>	<b>1</b>	<b>46/46</b>	<b>30/32</b>	<b>0</b>	<b>412</b>

2-pt conversions: Team: 0-1, Opponents: 0-0

### RUSHING

	No	Yds	Avg	Long	TD
Gore, Frank	312	1,695	5.4	72	8
Smith, Alex	44	147	3.3	22	2
Robinson, Michael	38	116	3.1	33	2
Gilmore, Bryan	7	94	13.4	22	0
Hicks, Maurice	29	82	2.8	9	0
Battle, Arnaz	5	25	5.0	18	0
Norris, Moran	2	8	4.0	4	0
Davis, Vernon	2	5	2.5	9	0
<b>49ERS</b>	<b>439</b>	<b>2,172</b>	<b>4.9</b>	<b>72</b>	<b>12</b>
<b>OPPONENTS</b>	<b>473</b>	<b>1,936</b>	<b>4.1</b>	<b>71t</b>	<b>18</b>

### RECEIVING

	No	Yds	Avg	Long	TD
Gore, Frank	61	485	8.0	39	1
Battle, Arnaz	59	686	11.6	56	3
Bryant, Antonio	40	733	18.3	72t	3
Johnson, Eric	34	292	8.6	26	2
Davis, Vernon	20	265	13.3	52t	3
Hicks, Maurice	13	137	10.5	33t	1
Robinson, Michael	9	47	5.2	12	0
Gilmore, Bryan	8	150	18.8	75	1
Norris, Moran	5	36	7.2	32t	2
Jacobs, Taylor	4	29	7.3	10	0
Walker, Delanie	2	30	15.0	29	0
Hetherington, Chris	2	0	0.0	0	0
<b>49ERS</b>	<b>257</b>	<b>2,890</b>	<b>11.2</b>	<b>75</b>	<b>16</b>
<b>OPPONENTS</b>	<b>331</b>	<b>3,817</b>	<b>11.5</b>	<b>74</b>	<b>25</b>

### INTERCEPTIONS

	No	Yds	Avg	Long	TD
Harris, Walt	8	84	10.5	42	1
Lewis, Keith	2	24	12.0	24	0
Williams, Chad	1	43	43.0	43	0
Roman, Mark	1	27	27.0	27	0
Lawson, Manny	1	0	0.0	0	0
Spencer, Shawntae	1	0	0.0	0	0
<b>49ERS</b>	<b>14</b>	<b>178</b>	<b>12.7</b>	<b>43</b>	<b>1</b>
<b>OPPONENTS</b>	<b>16</b>	<b>213</b>	<b>13.3</b>	<b>70t</b>	<b>1</b>

### KICKOFF RETURNS

	No	Yds	Avg	Long	TD
Hicks, Maurice	57	1,428	25.1	64	0
Williams, Brandon	16	380	23.8	44	0
Robinson, Michael	4	73	18.3	19	0
Norris, Moran	1	1	1.0	1	0
Walker, Delanie	1	25	25.0	25	0
<b>49ERS</b>	<b>79</b>	<b>1,907</b>	<b>24.1</b>	<b>64</b>	<b>0</b>
<b>OPPONENTS</b>	<b>65</b>	<b>1,373</b>	<b>21.1</b>	<b>47</b>	<b>0</b>

### PUNT RETURNS

	Ret	FC	Yds	Avg	Long	TD
Williams, Brandon	22	12	147	6.7	25	0
Battle, Arnaz	6	7	90	15.0	60	0
<b>49ERS</b>	<b>28</b>	<b>19</b>	<b>237</b>	<b>8.5</b>	<b>60</b>	<b>0</b>
<b>OPPONENTS</b>	<b>35</b>	<b>19</b>	<b>462</b>	<b>13.2</b>	<b>60t</b>	<b>1</b>

### PUNTING

	No	Yds	Avg	Net	TB	I-20	Lg	B
Lee, Andy	81	3,625	44.8	36.8	9	22	66	0
<b>49ERS</b>	<b>81</b>	<b>3,625</b>	<b>44.8</b>	<b>36.8</b>	<b>9</b>	<b>22</b>	<b>66</b>	<b>0</b>
<b>OPPONENTS</b>	<b>66</b>	<b>2,794</b>	<b>42.3</b>	<b>36.6</b>	<b>7</b>	<b>23</b>	<b>65</b>	<b>1</b>

### PASSING

	Att	Comp	Pct	Yds	LG	TD	Int	QB
Smith, Alex	442	257	58.1	2,890	75	16	16	74.8
Battle, Arnaz	1	0	0.0	0	0	0	0	39.6
Robinson, Michael	1	0	0.0	0	0	0	0	39.6
<b>49ERS</b>	<b>444</b>	<b>257</b>	<b>57.9</b>	<b>2,890</b>	<b>75</b>	<b>16</b>	<b>16</b>	<b>74.4</b>
<b>OPPONENTS</b>	<b>518</b>	<b>331</b>	<b>63.9</b>	<b>3,817</b>	<b>74</b>	<b>25</b>	<b>14</b>	<b>90.9</b>

Rookie Names in Italic

# SAN FRANCISCO 49ERS

## 2007 (5-11)

**Mike Nolan, Coach**

W	20	Arizona (68,111), <b>MON/S</b> –10	17
W	17	at St. Louis (65,295), <b>S</b> –16	16
L	16	at Pittsburgh (64,313), <b>S</b> –23	37
L	3	Seattle (67,651), <b>S</b> –30	23
L	7	Baltimore (67,885), <b>O</b> –7	9
–	–	<b>BYE</b> , <b>O</b> –14	–
L	15	at New York Giants (78,912), <b>O</b> –21	33
L	10	New Orleans (68,244), <b>O</b> –28	31
L	16	at Atlanta (66,049), <b>N</b> –4	20
L	0	at Seattle (68,331), <b>MON/N</b> –12	24
L	9	St. Louis (68,039), <b>N</b> –18	13
W	37	at Arizona (64,483), <b>N</b> –25 (OT)	31
L	14	at Carolina (73,191), <b>D</b> –2	31
L	7	Minnesota (68,050), <b>D</b> –9	27
W	20	Cincinnati (68,053), <b>SAT/D</b> –15	13
W	21	Tampa Bay (68,193), <b>SUN/D</b> –23	19
L	7	at Cleveland (73,041), <b>D</b> –30	20
<b>219</b>			<b>364</b>

<b>TEAM STATISTICS</b>		<b>49ers</b>	<b>Opp</b>
TOTAL FIRST DOWNS		218	308
By Rushing		65	94
By Passing		140	187
By Penalties		13	27
TOTAL YARDS GAINED		3,797	5,539
By Rushing		1,477	1,896
By Passing		2,320	3,643
TOTAL PLAYS FROM SCRIMMAGE		925	1,078
Rushes		357	504
Average Gain Per Rush		4.1	3.8
NET YARDS PASSING		2,320	3,643
Passes Attempted		513	543
Passes Completed		274	345
Percent Completed		53.4	63.5
Had Intercepted		17	12
Times Sacked		55	31
Lost Attempting to Pass		365	183
PUNTS		105	89
Total Yardage of Punts		4,968	3,644
Average Length		47.3	40.9
KICKOFF RETURNS		73	45
Total Yards Returned		1,702	982
Average Length of Return		23.3	21.8
PENALTIES		97	89
Yards Penalized		702	661
FUMBLES		36	17
Own Fumbles Recovered		19	7
Opponents' Fumbles Recovered		10	17
FIELD GOALS		17	31
Field Goals Attempted		19	35
TOTAL POINTS SCORED		219	364
Touchdowns Scored		24	39
Touchdowns Rushing		8	9
Touchdowns Passing		15	24
Touchdown Returns		1	6
Extra Points		22	37
Field Goals		17	31
Safeties		1	0
AVG. TIME OF POSSESSION		26:51	33:09
<b>SCORING</b>	<b>TDs Ru Pa Int Fu KO Pu PAT FG S Pts</b>		
Nedney, Joe	0 0 0 0 0 0 0 0 22/22	17/19	0 73
Battle, Arnaz	6 1 5 0 0 0 0 0 0/0	0/0	0 36
Gore, Frank	6 5 1 0 0 0 0 0 0/0	0/0	0 36
Davis, Vernon	4 0 4 0 0 0 0 0 0/0	0/0	0 24
Jackson, Darrell	3 0 3 0 0 0 0 0 0/0	0/0	0 18
Banta-Cain, Tully	1 0 0 0 1 0 0 0 0/0	0/0	0 6
Hicks, Maurice	1 1 0 0 0 0 0 0 0/0	0/0	0 6
Hill, Shaun	1 1 0 0 0 0 0 0 0/0	0/0	0 6
Jacobs, Taylor	1 0 1 0 0 0 0 0 0/0	0/0	0 6
Team	0 0 0 0 0 0 0 0 0/0	0/0	0 2
<b>49ERS</b>	<b>24 8 15 0 1 0 0 22/22</b>	<b>17/19</b>	<b>1 219</b>
<b>OPPONENTS</b>	<b>39 9 24 3 1 1 1 37/38</b>	<b>31/35</b>	<b>0 364</b>

2-pt conversions: Team: 0–1, Opponents: 0–1

*Rookie Names in Italic*

<b>RUSHING</b>	<b>No</b>	<b>Yds</b>	<b>Avg</b>	<b>Long</b>	<b>TD</b>
Gore, Frank	260	1,102	4.2	43t	5
Robinson, Michael	26	121	4.7	28	0
Hicks, Maurice	21	117	5.6	18	1
Smith, Alex	13	89	6.8	25	0
Dilfer, Trent	10	25	2.5	11	0
Norris, Moran	7	17	2.4	6	0
Hill, Shaun	12	14	1.2	12	1
Battle, Arnaz	4	4	1.0	8	1
Keasey, Zak	2	4	2.0	3	0
Gilmore, Bryan	1	–8	–8.0	–8	0
Jacobs, Taylor TM	1	–8	–8.0	–8	0
<b>49ERS</b>	<b>357</b>	<b>1,477</b>	<b>4.1</b>	<b>43t</b>	<b>8</b>
<b>OPPONENTS</b>	<b>504</b>	<b>1,896</b>	<b>3.8</b>	<b>84t</b>	<b>9</b>

<b>RECEIVING</b>	<b>No</b>	<b>Yds</b>	<b>Avg</b>	<b>Long</b>	<b>TD</b>
Gore, Frank	53	436	8.2	23t	1
Davis, Vernon	52	509	9.8	31	4
Battle, Arnaz	50	600	12.0	57t	5
Jackson, Darrell	46	497	10.8	34	3
Walker, Delanie	21	174	8.3	26	1
Hicks, Maurice	14	86	6.1	11	0
Robinson, Michael	11	73	6.6	20	0
Lelie, Ashley	10	115	11.5	47	0
Gilmore, Bryan	7	111	15.9	42	0
Norris, Moran	6	38	6.3	13	0
Jacobs, Taylor TM	3	40	13.3	21t	1
Hill, Jason	1	6	6.0	6	0
<b>49ERS</b>	<b>274</b>	<b>2,685</b>	<b>9.8</b>	<b>57t</b>	<b>15</b>
<b>OPPONENTS</b>	<b>345</b>	<b>3,826</b>	<b>11.1</b>	<b>65</b>	<b>24</b>

<b>INTERCEPTIONS</b>	<b>No</b>	<b>Yds</b>	<b>Avg</b>	<b>Long</b>	<b>TD</b>
Clements, Nate	4	74	18.5	62	0
Harris, Walt	4	42	10.5	23	0
Lewis, Michael M.	2	18	9.0	18	0
Smith, Derek	1	4	4.0	4	0
Spencer, Shawntae	1	0	0.0	0	0
<b>49ERS</b>	<b>12</b>	<b>138</b>	<b>11.5</b>	<b>62</b>	<b>0</b>
<b>OPPONENTS</b>	<b>17</b>	<b>298</b>	<b>17.5</b>	<b>73t</b>	<b>3</b>

<b>KICKOFF RETURNS</b>	<b>No</b>	<b>Yds</b>	<b>Avg</b>	<b>Long</b>	<b>TD</b>
Hicks, Maurice	63	1,502	23.8	55	0
Lewis, Michael L.	5	86	17.2	24	0
Walker, Delanie	3	63	21.0	30	0
Robinson, Michael	2	51	25.5	30	0
<b>49ERS</b>	<b>73</b>	<b>1,702</b>	<b>23.3</b>	<b>55</b>	<b>0</b>
<b>OPPONENTS</b>	<b>45</b>	<b>982</b>	<b>21.8</b>	<b>98t</b>	<b>1</b>

<b>PUNT RETURNS</b>	<b>Ret</b>	<b>FC</b>	<b>Yds</b>	<b>Avg</b>	<b>Long</b>	<b>TD</b>
Lewis, Michael L.	44	4	336	7.6	51	0
Clements, Nate	7	0	115	16.4	41	0
Williams, Brandon TM	5	5	32	6.4	12	0
<b>49ERS</b>	<b>56</b>	<b>9</b>	<b>483</b>	<b>8.6</b>	<b>51</b>	<b>0</b>
<b>OPPONENTS</b>	<b>53</b>	<b>16</b>	<b>402</b>	<b>7.6</b>	<b>76t</b>	<b>1</b>

<b>PUNTING</b>	<b>No</b>	<b>Yds</b>	<b>Avg</b>	<b>Net</b>	<b>TB</b>	<b>I-20</b>	<b>Lg</b>	<b>B</b>
Lee, Andy	105	4,968	47.3	41.0	13	42	74	0
<b>49ERS</b>	<b>105</b>	<b>4,968</b>	<b>47.3</b>	<b>41.0</b>	<b>13</b>	<b>42</b>	<b>74</b>	<b>0</b>
<b>OPPONENTS</b>	<b>89</b>	<b>3,644</b>	<b>40.9</b>	<b>33.9</b>	<b>7</b>	<b>26</b>	<b>63</b>	<b>1</b>

<b>PASSING</b>	<b>Att</b>	<b>Comp</b>	<b>Pct</b>	<b>Yds</b>	<b>LG</b>	<b>TD</b>	<b>Int</b>	<b>QB</b>
Dilfer, Trent	219	113	51.6	1,166	57t	7	12	55.1
Smith, Alex	193	94	48.7	914	45	2	4	57.2
Hill, Shaun	79	54	68.4	501	26	5	1	101.3
Weinke, Chris	22	13	59.1	104	21	1	0	86.2
<b>49ERS</b>	<b>513</b>	<b>274</b>	<b>53.4</b>	<b>2,685</b>	<b>57t</b>	<b>15</b>	<b>17</b>	<b>64.3</b>
<b>OPPONENTS</b>	<b>543</b>	<b>345</b>	<b>63.5</b>	<b>3,826</b>	<b>65</b>	<b>24</b>	<b>12</b>	<b>89.9</b>

# SAN FRANCISCO 49ERS

## 2008 (7-9)

*Coach\**

L	13	Arizona (67,186), S-7	23
W	33	at Seattle (67,951), S-14	(OT) 30
W	31	Detroit (67,249), S-21	13
L	17	at New Orleans (70,008), S-28	31
L	21	New England (67,650), O-5	30
L	26	Philadelphia (67,640), O-12	40
L	17	at New York Giants (78,676), O-19	29
L	13	Seattle (67,504), O-26	34
-	-	BYE, N-2	-
L	24	at Arizona (64,519), <b>MON</b> /N-10	29
W	35	St. Louis (67,573), N-16	16
L	22	at Dallas (63,272), N-23	35
W	10	at Buffalo (70,988), N-30	3
W	24	New York Jets (67,782), D-7	14
L	9	at Miami (65,893), D-14	14
W	17	at St. Louis (54,948), D-21	16
W	27	Washington (67,519), D-28	24

**339** **381**

\* Mike Nolan was fired after 7 games and Mike Singletary was appointed his successor.

TEAM STATISTICS		49ers	Opp
TOTAL FIRST DOWNS		287	293
Rushing		83	104
Passing		176	170
Penalty		28	19
TOTAL YARDS GAINED		4,978	5,216
By Rushing		1,599	1,709
By Passing		3,379	3,507
TOTAL PLAYS FROM SCRIMMAGE		961	1,027
Rushes		397	452
Average Gain Per Rush		4.0	3.8
NET YARDS PASSING		3,379	3,507
Passes Attempted		509	545
Passes Completed		309	331
Percent Completed		60.7	60.7
Had Intercepted		19	22
Times Sacked		55	30
Lost Attempting to Pass		345	161
PUNTS		67	72
Total Yardage of Punts		3,155	3,054
Average Length		47.1	42.4
KICKOFF RETURNS		76	65
Total Yards Returned		1,767	1,515
Average Length of Return		23.3	23.3
PENALTIES		98	111
Yards Penalized		732	869
FUMBLES		36	16
Own Fumbles Recovered		20	10
Opponents' Fumbles Recovered		6	16
FIELD GOALS		29	35
Field Goals Attempted		33	42
TOTAL POINTS SCORED		339	381
Touchdowns Scored		36	39
Touchdowns Rushing		10	14
Touchdowns Passing		21	22
Touchdown Returns		5	3
Extra Points		34	38
Field Goals		29	35
Safeties		0	2
AVG. TIME OF POSSESSION		29:22	30:38

SCORING	TDs	Ru	Pa	Int	Fu	KO	Pu	PAT	FG	S	Pts
Nedney, Joe	0	0	0	0	0	0	0	34/34	29/33	0	121
Gore, Frank	8	6	2	0	0	0	0	0/0	0/0	0	50
Bruce, Isaac	7	0	7	0	0	0	0	0/0	0/0	0	42
Johnson, Bryant	3	0	3	0	0	0	0	0/0	0/0	0	18
Morgan, Josh	3	0	3	0	0	0	0	0/0	0/0	0	18
Davis, Vernon	2	0	2	0	0	0	0	0/0	0/0	0	12
Foster, DeShaun	2	1	1	0	0	0	0	0/0	0/0	0	12
Hill, Jason	2	0	2	0	0	0	0	0/0	0/0	0	12
Hill, Shaun	2	2	0	0	0	0	0	0/0	0/0	0	12
Rossum, Allen	2	1	0	0	0	1	0	0/0	0/0	0	12
Clements, Nate	1	0	0	0	1	0	0	0/0	0/0	0	6
Staley, Joe	1	0	0	0	1	0	0	0/0	0/0	0	6
Strickland, Donald*	1	0	0	0	1	0	0	0/0	0/0	0	6

*Rookie Names in Italic*

(continued)

SCORING	TDs	Ru	Pa	Int	Fu	KO	Pu	PAT	FG	S	Pts
Walker, Delanie	1	0	1	0	0	0	0	0/0	0/0	0	6
Willis, Patrick	1	0	0	1	0	0	0	0/0	0/0	0	6
<b>49ERS</b>	<b>36</b>	<b>10</b>	<b>21</b>	<b>1</b>	<b>1</b>	<b>1</b>	<b>0</b>	<b>34/34</b>	<b>29/33</b>	<b>0</b>	<b>339</b>
<b>OPPONENTS</b>	<b>39</b>	<b>14</b>	<b>22</b>	<b>2</b>	<b>1</b>	<b>0</b>	<b>0</b>	<b>38/38</b>	<b>35/42</b>	<b>2</b>	<b>381</b>

# ret blkcd punt, \* ret blkcd FG

RUSHING	No	Yds	Avg	Long	TD
Gore, Frank	240	1,036	4.3	41t	6
Foster, DeShaun	76	234	3.1	18	1
O'Sullivan, J.T.	30	145	4.8	18	0
Hill, Shaun	24	115	4.8	24	2
Robinson, Michael	19	50	2.6	10	0
Battle, Arnaz	1	18	18.0	18	0
Davis, Vernon	1	11	11.0	11	0
Hill, Jason	2	5	2.5	9	0
Rossum, Allen	1	1	1.0	1t	1
Bruce, Isaac	1	-3	-3.0	-3	0
Walker, Delanie	2	-13	-6.5	-3	0
<b>49ERS</b>	<b>397</b>	<b>1,599</b>	<b>4.0</b>	<b>41t</b>	<b>10</b>
<b>OPPONENTS</b>	<b>452</b>	<b>1,709</b>	<b>3.8</b>	<b>50</b>	<b>14</b>

RECEIVING	No	Yds	Avg	Long	TD
Bruce, Isaac	61	835	13.7	63	7
Johnson, Bryant	45	546	12.1	42	3
Gore, Frank	43	373	8.7	26	2
Davis, Vernon	31	358	11.5	57	2
Hill, Jason	30	317	10.6	33	2
Battle, Arnaz	24	318	13.3	36	0
Morgan, Josh	20	319	16.0	48t	3
Robinson, Michael	17	202	11.9	36	0
Foster, DeShaun	16	133	8.3	31	1
Walker, Delanie	10	155	15.5	53	1
Zeigler, Dominique	5	97	19.4	31	0
Keasey, Zak	3	25	8.3	12	0
Ryan, Sean	1	8	8.0	8	0
Bajema, Billy	2	34	17.0	29	0
Rossum, Allen	1	4	4.0	4	0
<b>49ERS</b>	<b>309</b>	<b>3,724</b>	<b>12.1</b>	<b>63</b>	<b>21</b>
<b>OPPONENTS</b>	<b>331</b>	<b>3,668</b>	<b>11.1</b>	<b>81</b>	<b>22</b>

INTERCEPTIONS	No	Yds	Avg	Long	TD
Harris, Walt	3	25	8.3	24	0
Spikes, Takeo	3	14	4.7	13	0
Clements, Nate	2	13	6.5	13	0
Brown, Tarell	2	1	0.5	1	0
Willis, Patrick	1	86	86.0	86t	1
Smith, Justin	1	0	0.0	0	0
<b>49ERS</b>	<b>12</b>	<b>139</b>	<b>11.6</b>	<b>86t</b>	<b>1</b>
<b>OPPONENTS</b>	<b>19</b>	<b>358</b>	<b>18.8</b>	<b>75t</b>	<b>2</b>

KICKOFF RETURNS	No	Yds	Avg	Long	TD
Rossum, Allen	47	1,259	26.8	104t	1
Walker, Delanie	13	257	19.8	35	0
Robinson, Michael	6	135	22.5	34	0
Balmer, Kentwan	5	47	9.4	14	0
Bajema, Billy	2	27	13.5	14	0
Ryan, Sean	1	14	14.0	14	0
Battle, Arnaz	1	28	28.0	28	0
Spikes, Takeo	1	0	0.0	0	0
<b>49ERS</b>	<b>76</b>	<b>1,767</b>	<b>23.3</b>	<b>104t</b>	<b>1</b>
<b>OPPONENTS</b>	<b>65</b>	<b>1,515</b>	<b>23.3</b>	<b>63</b>	<b>0</b>

PUNT RETURNS	Ret	FC	Yds	Avg	Long	TD
Rossum, Allen	15	7	223	14.9	45	0
Battle, Arnaz	6	2	29	4.8	19	0
Clements, Nate	6	0	46	7.7	16	0
Zeigler, Dominique	2	3	0	0.0	0	0
<b>49ERS</b>	<b>29</b>	<b>12</b>	<b>298</b>	<b>10.3</b>	<b>45</b>	<b>0</b>
<b>OPPONENTS</b>	<b>39</b>	<b>11</b>	<b>364</b>	<b>9.3</b>	<b>30</b>	<b>0</b>

PUNTING	No	Yds	Avg	Net	TB	I-20	Lg	B
Lee, Andy	66	3,155	47.8	39.0	9	13	82	1
<b>49ERS</b>	<b>66</b>	<b>3,155</b>	<b>47.1</b>	<b>39.0</b>	<b>9</b>	<b>13</b>	<b>82</b>	<b>1</b>
<b>OPPONENTS</b>	<b>72</b>	<b>3,054</b>	<b>42.4</b>	<b>35.8</b>	<b>9</b>	<b>23</b>	<b>70</b>	<b>1</b>

PASSING	Att	Comp	Pct	Yds	LG	TD	Int	QB
Hill, Shaun	288	181	62.8	2,046	48t	13	8	87.5
O'Sullivan, J.T.	220	128	58.2	1,678	63	8	11	73.6
Bruce, Isaac	1	0	0.0	0	0	0	0	0.0
<b>49ERS</b>	<b>509</b>	<b>309</b>	<b>60.7</b>	<b>3,724</b>	<b>63</b>	<b>21</b>	<b>19</b>	<b>81.3</b>
<b>OPPONENTS</b>	<b>545</b>	<b>331</b>	<b>60.7</b>	<b>3,668</b>	<b>81</b>	<b>22</b>	<b>12</b>	<b>85.0</b>



# SAN FRANCISCO 49ERS

## 2009 (8-8)

Mike Singletary, Coach

W	20	at Arizona (61,981), S-13	16
W	23	Seattle (69,732), S-20	10
L	24	at Minnesota (63,398), S-27	27
W	35	St. Louis (69,732), O-4	0
L	10	Atlanta (70,820), O-11	45
-	-	BYE, O-18	-
L	21	at Houston (66,229), O-25	24
L	14	at Indianapolis (69,732), N-1	18
L	27	Tennessee (69,732), N-8	34
W	10	Chicago (70,445), THU/N-12	6
L	24	at Green Bay (69,732), N-22	30
W	20	Jacksonville (67,761), N-29	3
L	17	at Seattle (69,732), D-6	20
W	24	Arizona (67,782), MON/D-14	9
L	13	at Philadelphia (69,144), D-20	27
W	20	Detroit (69,732), D-27	6
W	28	at St. Louis (47,965), J-3	6
<b>330</b>			<b>281</b>

TEAM STATISTICS		49ers	Opp
TOTAL FIRST DOWNS		238	278
Rushing		77	77
Passing		137	176
Penalty		24	25
TOTAL YARDS GAINED		4,652	5,222
By Rushing		1,600	1,552
By Passing		3,052	3,670
TOTAL PLAYS FROM SCRIMMAGE		939	1,050
Rushes		371	426
Average Gain Per Rush		4.3	3.6
NET YARDS PASSING		3,052	3,670
Passes Attempted		528	580
Passes Completed		312	352
Percent Completed		59.1	60.7
Had Intercepted		14	18
Times Sacked		40	44
Lost Attempting to Pass		241	293
PUNTS		99	95
Total Yardage of Punts		4,711	4,295
Average Length		47.6	45.2
KICKOFF RETURNS		52	65
Total Yards Returned		1,135	1,415
Average Length of Return		21.8	21.8
PENALTIES		98	114
Yards Penalized		758	969
FUMBLES		24	29
Own Fumbles Recovered		14	14
Opponents' Fumbles Recovered		15	10
FIELD GOALS		19	29
Field Goals Attempted		24	34
TOTAL POINTS SCORED		330	281
Touchdowns Scored		39	28
Touchdowns Rushing		12	12
Touchdowns Passing		23	14
Touchdown Returns		4	2
Extra Points		39	26
Field Goals		19	29
Safeties		0	0
AVG. TIME OF POSSESSION		29:47	30:14
SCORING			
	TDs Ru Pa Int Fu KO Pu PAT FG S Pts		
Nedney, Joe	0 0 0 0 0 0 0 33/33 17/21 0	84	
Gore, Frank	13 10 3 0 0 0 0 0/0 0/0 0	78	
Davis, Vernon	13 0 13 0 0 0 0 0/0 0/0 0	78	
Morgan, Josh	3 0 3 0 0 0 0 0/0 0/0 0	18	
Crabtree, Michael	2 0 2 0 0 0 0 0/0 0/0 0	12	
Hill, Jason	2 0 2 0 0 0 0 0/0 0/0 0	12	
Schmitt, Ricky	0 0 0 0 0 0 0 2/2 2/3 0	8	
Coffee, Glen	1 1 0 0 0 0 0 0/0 0/0 0	6	
McKillop, Scott	0 0 0 0 1* 0 0 0/0 0/0 0	6	
McDonald, Ray	1 0 0 0 1& 0 0 0/0 0/0 0	6	
Willis, Patrick	1 0 0 1 0 0 0 0/0 0/0 0	6	
Clements, Nate	1 0 0 0 1# 0 0 0/0 0/0 0	6	
Norris, Moran	1 1 0 0 0 0 0 0/0 0/0 0	6	
Andrus, Shane	0 0 0 0 0 0 0 4/4 0/0 0	4	
49ERS	39 12 23 1 3 0 0 39/39 19/24 0	330	
OPPONENTS	28 12 14 1 0 1 0 26/27 29/34 0	281	

\*ret special teams FR, # ret blkcd FG, & ret on FR

Rookie Names in Italic

RUSHING		No	Yds	Avg	Long	TD			
Gore, Frank		229	1,120	4.9	80t	10			
Coffee, Glen		83	226	2.7	17	1			
Hill, Shaun		8	70	8.8	22	0			
Morgan, Josh		5	61	12.2	20	0			
Smith, Alex		24	51	2.1	11	0			
Norris, Moran		14	41	2.9	15	1			
Walker, Delanie		3	34	11.3	16	0			
Spurlock, Micheal		1	3	3.0	3	0			
Robinson, Michael		3	2	0.7	4	0			
Bruce, Isaac		1	-8	-8.0	-8	0			
49ERS		371	1,600	4.3	80t	12			
OPPONENTS		426	1,552	3.6	41	12			
RECEIVING		No	Yds	Avg	Long	TD			
Davis, Vernon		78	965	12.4	73t	13			
Morgan, Josh		52	527	10.1	61	3			
Gore, Frank		52	406	7.8	48	3			
Crabtree, Michael		48	625	13.0	50	2			
Bruce, Isaac		21	264	12.6	50	0			
Walker, Delanie		21	233	11.1	39	0			
Coffee, Glen		11	76	6.9	12	0			
Hill, Jason		9	90	10.0	30	2			
Norris, Moran		7	31	4.4	11	0			
Robinson, Michael		6	24	4.0	8	0			
Battle, Arnaz		5	40	8.0	12	0			
Jones, Brandon		1	18	18.0	18	0			
Smith, Alex		1	-6	-6.0	-6	0			
49ERS		312	3,293	10.6	73t	23			
OPPONENTS		352	3,963	11.3	90t	14			
INTERCEPTIONS		No	Yds	Avg	Long	TD			
Goldson, Dashon		4	39	9.8	34	0			
Bly, Dre'		3	66	22.0	31	0			
Willis, Patrick		3	33	11.0	23t	1			
Brown, Tarell		2	52	26.0	51	0			
Spencer, Shawntae		2	2	1.0	2	0			
Roman, Mark		1	27	27.0	27	0			
Franklin, Aubrayo		1	10	10.0	10	0			
Clements, Nate		1	8	8.0	8	0			
Lewis, Michael		1	0	0.0	0	0			
49ERS		18	237	13.2	51	1			
OPPONENTS		14	168	12.0	43	1			
KICKOFF RETURNS		No	Yds	Avg	Long	TD			
Robinson, Michael		18	414	23.0	40	0			
Morgan, Josh		13	367	28.2	76	0			
Rossum, Allen		7	152	21.7	40	0			
Walker, Delanie		5	85	17.0	25	0			
Battle, Arnaz		3	68	22.7	26	0			
Coffee, Glen		3	42	14.0	16	0			
Balmer, Kentwan		2	7	3.5	4	0			
Norris, Moran		1	0	0.0	0	0			
49ERS		52	1,135	21.8	76	0			
OPPONENTS		65	1,415	21.8	101t	1			
PUNT RETURNS		Ret	FC	Yds	Avg	Long	TD		
Battle, Arnaz		21	10	61	2.9	18	0		
Rossum, Allen		12	1	84	7.0	14	0		
Jones, Brandon		9	1	26	2.9	13	0		
Clements, Nate		4	1	38	9.5	12	0		
Smith, Reggie		3	0	7	2.3	9	0		
49ERS		49	13	216	4.4	18	0		
OPPONENTS		57	14	495	8.7	56	0		
PUNTING		No	Yds	Avg	Net	TB	I-20	Lg	B
Lee, Andy		99	4,711	47.6	41.0	8	30	64	0
49ERS		99	4,711	47.6	41.0	8	30	64	0
OPPONENTS		95	4,295	45.2	41.5	7	31	67	0
PASSING		Att	Comp	Pct	Yds	LG	TD	Int	QB
Smith, Alex		372	225	60.5	2,350	73t	18	12	81.5
Hill, Shaun		155	87	56.1	943	61	5	2	79.6
Spurlock, Micheal		1	0	0.0	0	0	0	0	39.6
49ERS		528	312	59.1	3,293	73t	23	14	80.8
OPPONENTS		580	352	60.7	3,963	90t	14	18	76.2

# SAN FRANCISCO 49ERS

## 2010 (6-10)

**Mike Singletary/Jim Tomsula, Coach\***

L	6	at Seattle (67,044), S-12	31
L	22	New Orleans (69,732), <b>MON</b> /S-20	25
L	10	at Kansas City (68,188), S-26	31
L	14	at Atlanta (66,874), O-3	16
L	24	Philadelphia (69,732), <b>SUN</b> /O-10	27
W	17	Oakland (69,732), O-17	9
L	20	at Carolina (72,741), O-24	23
W	24	Denver in London (83,841), O-31	16
-	-	BYE, N-7	-
W	23	St. Louis (69,732), N-14	(OT) 20
L	0	Tampa Bay (69,732), N-21	21
W	27	at Arizona (62,308), <b>MON</b> /N-29	6
L	16	at Green Bay (70,575), D-5	34
W	40	Seattle (69,732), D-12	21
L	7	at San Diego (67,820), <b>THU</b> /D-16	34
L	17	at St. Louis (52,820), D-26	25
W	38	Arizona (69,732), J-2	7

**305**

**346**

\* Mike Singletary was fired after 15 games and Jim Tomsula was appointed his successor.

TEAM STATISTICS		49ers	Opp
TOTAL FIRST DOWNS		251	299
Rushing		85	86
Passing		149	188
Penalty		17	25
TOTAL YARDS GAINED		5,013	5,244
By Rushing		1,657	1,547
By Passing		3,356	3,697
TOTAL PLAYS FROM SCRIMMAGE		945	1,033
Rushes		401	447
Average Gain Per Rush		4.1	3.5
NET YARDS PASSING		3,356	3,697
Passes Attempted		500	550
Passes Completed		282	358
Percent Completed		56.4	65.1
Had Intercepted		15	15
Times Sacked		44	36
Lost Attempting to Pass		257	244
PUNTS		91	84
Total Yardage of Punts		4,203	3,571
Average Length		46.2	42.5
KICKOFF RETURNS		61	67
Total Yards Returned		1,187	1,485
Average Length of Return		19.5	22.2
PENALTIES		112	97
Yards Penalized		933	839
FUMBLES		22	18
Own Fumbles Recovered		14	11
Opponents' Fumbles Recovered		7	8
FIELD GOALS		22	28
Field Goals Attempted		27	33
TOTAL POINTS SCORED		305	346
Touchdowns Scored		34	37
Touchdowns Rushing		10	9
Touchdowns Passing		19	25
Touchdown Returns		5	3
Extra Points		33	36
Field Goals		22	28
Safeties		0	0
AVG. TIME OF POSSESSION		28:37	31:23
SCORING	TDs Ru Pa Int Fu KO Pu PAT FG S Pts		
Nedney, Joe	0 0 0 0 0 0 0 17/17	11/13	0 50
Davis, Vernon	7 0 7 0 0 0 0 0/0	0/0	0 44
Reed, Jeff	0 0 0 0 0 0 0 13/13	9/10	0 40
Crabtree, Michael	6 0 6 0 0 0 0 0/0	0/0	0 36
Westbrook, Brian	5 4 1 0 0 0 0 0/0	0/0	0 30
Gore, Frank	5 3 2 0 0 0 0 0/0	0/0	0 30
Ginn, Ted	2 0 1 0 0 0 1 0/0	0/0	0 12
Dixon, Anthony	2 2 0 0 0 0 0 0/0	0/0	0 12
Morgan, Joshua	2 0 2 0 0 0 0 0/0	0/0	0 12
Andrus, Shane	0 0 0 0 0 0 0 3/3	2/4	0 9
McDonald, Ray	1 0 0 1 0 0 0 0/0	0/0	0 6
Goldson, Dashon	1 0 0 1 0 0 0 0/0	0/0	0 6
Brown, Tarell	1 0 0 1 0 0 0 0/0	0/0	0 6
Smith, Troy	1 1 0 0 0 0 0 0/0	0/0	0 6
Mays, Taylor	1 0 0 0 1* 0 0 0/0	0/0	0 6
49ERS	34 10 19 3 1 0 1 33/33	22/27	0 305
OPPONENTS	37 9 25 1 1 1 0 36/37	28/33	0 346

\*ret blocked punt | 2-pt conversions: Team: 1-1, Opponents: 0-0

Rookie Names in *Italic*

RUSHING	No	Yds	Avg	Long	TD
Gore, Frank	203	853	4.2	64	3
Westbrook, Brian	77	340	4.4	30	4
Dixon, Anthony	70	237	3.4	34	2
Smith, Troy	23	121	5.3	16	1
Smith, Alex	18	60	3.3	12	0
Walker, Delanie	3	18	6.0	10	0
Morgan, Joshua	2	17	8.5	13	0
Ginn, Ted	2	11	5.5	9	0
Norris, Moran	3	0	0.0	1	0
49ERS	401	1,657	4.1	64	10
OPPONENTS	447	1,547	3.5	43	9

RECEIVING	No	Yds	Avg	Long	TD
Davis, Vernon	56	914	16.3	66t	7
Crabtree, Michael	55	741	13.5	60t	6
Gore, Frank	46	452	9.8	41	2
Morgan, Joshua	44	698	15.9	65	2
Walker, Delanie	29	331	11.4	38	0
Westbrook, Brian	16	150	9.4	62t	1
Ginn, Ted	12	163	13.6	37t	1
Zeigler, Dominique	9	98	10.9	20	0
Byham, Nate	5	27	5.4	9	0
Dixon, Anthony	5	11	2.2	8	0
Norris, Moran	4	20	5.0	8	0
Williams, Kyle	1	8	8.0	8	0
49ERS	282	3,613	12.8	66t	19
OPPONENTS	358	3,941	11.0	71	25

INTERCEPTIONS	No	Yds	Avg	Long	TD
Clements, Nate	3	46	15.3	39	0
Spikes, Takeo	3	9	3.0	6	0
Spencer, Shawntae	3	0	0.0	0	0
Brown, Tarell	1	62	62.0	62t	1
Goldson, Dashon	1	39	39.0	39t	1
Brooks, Ahmad	1	32	32.0	32	0
McDonald, Ray	1	31	31.0	31t	1
Smith, Reggie	1	20	20.0	20	0
Lawson, Manny	1	0	0.0	0	0
49ERS	15	239	15.9	62t	3
OPPONENTS	15	182	12.1	41	1

KICKOFF RETURNS	No	Yds	Avg	Long	TD
Ginn, Ted	47	992	21.1	61	0
Walker, Delanie	5	70	14.0	20	0
Williams, Kyle	4	82	20.5	30	0
Morgan, Joshua	2	19	9.5	13	0
Norris, Moran	1	12	12.0	12	0
Wragge, Tony	1	12	12.0	12	0
Crabtree, Michael	1	0	0.0	0	0
49ERS	61	1,187	19.5	61	0
OPPONENTS	67	1,485	22.2	92t	1

PUNT RETURNS	Ret	FC	Yds	Avg	Long	TD
Ginn, Ted	24	18	321	13.4	78t	1
Adams, Phillip	4	0	29	7.3	16	0
Williams, Kyle	3	6	16	5.3	9	0
Smith, Reggie	0	1	0	0.0	0	0
49ERS	31	25	366	11.8	78t	1
OPPONENTS	54	12	483	8.9	43	0

PUNTING	No	Yds	Avg	Net	TB	I-20	Lg	B
Lee, Andy	91	4,203	46.2	38.2	12	34	64	0
49ERS	91	4,203	46.2	38.2	12	34	64	0
OPPONENTS	83	3,571	42.5	37.4	3	29	65	1

PASSING	Att	Comp	Pct	Yds	LG	TD	Int	QB
Smith, Alex	342	204	59.6	2,370	62t	14	10	82.1
Smith, Troy	145	73	50.3	1,176	66t	5	4	77.8
Carr, David	13	5	38.5	67	22	0	1	23.6
49ERS	500	282	56.4	3,613	66t	19	15	79.3
OPPONENTS	550	358	65.1	3,941	71	25	15	90.0

# SAN FRANCISCO 49ERS

## 2011 (13-3/14-4)

### NFC West Champions

**Jim Harbaugh, Coach**

W	33	Seattle (69,732), S-11	17
L	24	Dallas (69,732), S-18	(OT) 27
W	13	at Cincinnati (43,363), S-25	8
W	24	at Philadelphia (69,144), O-2	23
W	48	Tampa Bay (69,732), O-9	3
W	25	at Detroit (62,061), O-16	19
-	-	BYE, O-23	-
W	20	Cleveland (69,732), O-30	10
W	19	at Washington (78,032), N-6	11
W	27	New York Giants (69,732), N-13	20
W	23	Arizona (69,732), N-20	7
L	6	at Baltimore (71,345), <b>THU</b> N-24	16
W	26	St. Louis (69,732), D-4	0
L	19	at Arizona (60,808), D-11	21
W	20	Pittsburgh (69,732), <b>MON</b> D-19	3
W	19	at Seattle (66,697), D-24	17
W	34	at St. Louis (55,990), J-1	27
<b>380</b>			<b>229</b>

### NFC DIVISIONAL ROUND - JAN. 14

(at San Francisco - Candlestick Park)			
W	36	New Orleans (69,732)- <b>SAT</b>	32
<b>NFC CHAMPIONSHIP - JAN. 22</b>			
(at San Francisco - Candlestick Park)			
L	17	New York Giants (69,732)	(OT) 20

TEAM STATISTICS										49ers	Opp									
TOTAL FIRST DOWNS										282	267									
Rushing										101	53									
Passing										150	190									
Penalty										31	24									
TOTAL YARDS GAINED										4,974	4,931									
By Rushing										2,044	1,236									
By Passing										2,930	3,695									
TOTAL PLAYS FROM SCRIMMAGE										993	974									
Rushes										498	353									
Average Gain Per Rush										4.1	3.5									
NET YARDS PASSING										2,044	3,695									
Passes Attempted										451	579									
Passes Completed										277	333									
Percent Completed										61.4	57.5									
Had Intercepted										5	23									
Times Sacked										44	42									
Lost Attempting to Pass										263	283									
PUNTS										79	87									
Total Yardage of Punts										3,970	3,911									
Average Length										50.3	45.0									
KICKOFF RETURNS										39	46									
Total Yards Returned										1,060	1,061									
Average Length of Return										27.2	23.1									
PENALTIES										113	98									
Yards Penalized										1,014	867									
FUMBLES										14	31									
Own Fumbles Recovered										9	16									
Opponents' Fumbles Recovered										15	5									
FIELD GOALS										44	22									
Field Goals Attempted										52	27									
TOTAL POINTS SCORED										380	229									
Touchdowns Scored										35	23									
Touchdowns Rushing										14	3									
Touchdowns Passing										18	20									
Touchdown Returns										3	0									
Extra Points										34	21									
Field Goals										44	22									
Safetyes										1	1									
AVG. TIME OF POSSESSION										32:02	27:58									
SCORING										TDs	Ru	Pa	Int	Fu	KO	Pu	PAT	FG	S	Pts
Akers, Davis										0	0	0	0	0	0	0	34/34	44/52	0	166
Gore, Frank										8	8	0	0	0	0	0	0/0	0/0	0	48
Davis, Vernon										6	0	6	0	0	0	0	0/0	0/0	0	36
Crabtree, Michael										4	0	4	0	0	0	0	0/0	0/0	0	26
Williams, Kyle										3	0	3	0	0	0	0	0/0	0/0	0	18
Walker, Delanie										3	0	3	0	0	0	0	0/0	0/0	0	18
Ginn Jr., Ted										2	0	0	0	0	1	1	0/0	0/0	0	12
Dixon, Anthony										2	2	0	0	0	0	0	0/0	0/0	0	12
Hunter, Kendall										2	2	0	0	0	0	0	0/0	0/0	0	12
Smith, Alex										2	2	0	0	0	0	0	0/0	0/0	0	12
Miller, Bruce										1	0	1	0	0	0	0	0/0	0/0	0	6

Rookie Names in Italic

(continued)

SCORING	TDs	Ru	Pa	Int	Fu	KO	Pu	PAT	FG	S	Pts
Rogers, Carlos	1	0	0	1	0	0	0	0/0	0/0	0	6
Morgan, Joshua	1	0	1	0	0	0	0	0/0	0/0	0	6
Smith, Aldon	0	0	0	0	0	0	0	0/0	0/0	1	2
49ERS	35	14	18	1	0	1	1	34/34	44/52	1	380
OPPONENTS	23	3	20	0	0	0	0	21/21	22/27	1	229
2-pt conversions: Team: 1-1, Opponents: 1-2											

RUSHING		No	Yds	Avg	Long	TD
Gore, Frank		282	1,211	4.3	55	8
Hunter, Kendall		112	473	4.2	44	2
Smith, Alex		52	179	3.4	14	2
Dixon, Anthony		29	87	3.0	9	2
Ginn Jr., Ted		8	68	8.5	24	0
Williams, Kyle		2	32	16.0	25	0
Miller, Bruce		4	8	2.0	3	0
Crabtree, Michael		1	6	6.0	6	0
Walker, Delanie		3	5	1.7	14	0
Kaepernick, Colin		2	-2	-1.0	-1	0
Davis, Venon		2	-5	-2.5	-2	0
Lee, Andy		1	-18	-18.0	-18	0
<b>49ERS</b>		<b>498</b>	<b>2,044</b>	<b>4.1</b>	<b>55</b>	<b>14</b>
OPPONENTS		353	1,236	3.5	34	3

RECEIVING		No	Yds	Avg	Long	TD
Crabtree, Michael		72	874	12.1	52t	4
Davis, Vernon		67	792	11.8	44	6
Williams, Kyle		20	241	12.1	56t	3
Ginn Jr., Ted		19	220	11.6	26	0
Walker, Delanie		19	198	10.4	29t	3
Gore, Frank		17	114	6.7	13	0
Hunter, Kendall		16	195	12.2	44	0
Morgan, Joshua		15	220	14.7	30t	1
Edwards, Braylon		15	181	12.1	24	0
Miller, Bruce		11	83	7.5	30t	1
Swain, Brett		2	15	7.5	9	0
Peelle, Justin		1	19	19.0	19	0
Sopoaga, Isaac		1	18	18.0	18	0
Staley, Joe		1	17	17.0	17	0
Dixon, Anthony		1	6	6.0	6	0
<b>49ERS</b>		<b>277</b>	<b>3,193</b>	<b>11.5</b>	<b>56t</b>	<b>18</b>
OPPONENTS		333	3,978	11.9	77	20

INTERCEPTIONS		No	Yds	Avg	Long	TD
Rogers, Carlos		6	106	17.7	31t	1
Goldson, Dashon		6	53	8.8	21	0
Brown, Tarell		4	15	3.8	11	0
Whitner, Donte		2	48	24.0	48	0
Brock, Tramaine		2	18	9.0	18	0
Culliver, Chris		1	23	23.0	23	0
Smith, Reggie		1	11	11.0	11	0
Willis, Patrick		1	10	10.0	10	0
<b>49ERS</b>		<b>23</b>	<b>284</b>	<b>12.3</b>	<b>48</b>	<b>1</b>
OPPONENTS		5	51	10.2	30	0

KICKOFF RETURNS		No	Yds	Avg	Long	TD
Ginn Jr., Ted		29	800	27.6	102t	1
Hunter, Kendall		6	156	26.0	43	0
Williams, Kyle		4	104	26.0	33	0
<b>49ERS</b>		<b>39</b>	<b>1,060</b>	<b>27.2</b>	<b>102t</b>	<b>1</b>
OPPONENTS		46	1,061	23.1	39	0

PUNT RETURNS		Ret	FC	Yds	Avg	Long	TD
Ginn Jr., Ted		38	18	466	12.3	55t	1
Smith, Reggie		4	1	37	9.3	14	0
Williams, Kyle		2	4	41	20.5	36	0
<b>49ERS</b>		<b>44</b>	<b>23</b>	<b>544</b>	<b>12.4</b>	<b>55t</b>	<b>1</b>
OPPONENTS		39	17	315	8.1	24	0

PUNTING		No	Yds	Avg	Net	TB	I-20	Lg	B
Lee, Andy		78	3,970	50.9	44.0	9	28	68	1
<b>49ERS</b>		<b>78</b>	<b>3,970</b>	<b>50.3</b>	<b>44.0</b>	<b>9</b>	<b>28</b>	<b>68</b>	<b>1</b>
OPPONENTS		87	3,911	45.0	37.1	7	21	77	0

PASSING		Att	Comp	Pct	Yds	LG	TD	Int	QB
Smith, Alex		445	273	61.3	3,144	56t	17	5	90.7
Kaepernick, Colin		5	3	60.0	35	19	0	0	81.3
Akers, David		1	1	100.0	14	14t	1	0	158.3
<b>49ERS</b>		<b>451</b>	<b>277</b>	<b>61.4</b>	<b>3,193</b>	<b>56t</b>	<b>18</b>	<b>5</b>	<b>91.5</b>
OPPONENTS		579	333	57.5	3,978	77	20	20	73.6

# SAN FRANCISCO 49ERS

**2012 (13-5-1)**

**NFC West Champions – NFC Champions**

**Jim Harbaugh, Coach**

W	30	at Green Bay (70,523), S–9	22
W	27	Detroit (69,732), <b>SUN</b> /S–16	19
L	13	at Minnesota (57,288), S–23	24
W	34	at New York Jets (79,088), S–30	0
W	45	Buffalo (69,732), O–7	3
L	3	New York Giants (69,732), O–14	26
W	13	Seattle (69,732), <b>THU</b> /O–18	6
W	24	at Arizona (62,810), <b>MON</b> /O–29	3
–	–	BYE, N–4	–
T	24	St. Louis (69,732), N–11	(OT) 24
W	32	Chicago (69,732), <b>MON</b> /N–19	7
W	31	at New Orleans (73,147), N–25	21
L	13	at St. Louis (57,279), D–2	(OT) 16
W	27	Miami (69,732), D–9	13
W	41	at New England (68,756), <b>SUN</b> /D–16	34
L	13	at Seattle (68,161), <b>SUN</b> /D–23	42
W	27	Arizona (69,732), D–30	13

**397**

**273**

**NFC DIVISIONAL ROUND - JAN. 12**

(at San Francisco – Candlestick Park)

W	45	Green Bay (68,732)– <b>SAT</b>	31
---	----	--------------------------------	----

**NFC CHAMPIONSHIP - JAN. 20**

(at Atlanta – Georgia Dome)

W	28	Atlanta (60,863)	24
---	----	------------------	----

**SUPER BOWL XLVII - FEB. 3**

(at New Orleans – Mercedes-Benz Superdome)

L	31	Baltimore (71,024)	34
---	----	--------------------	----

## TEAM STATISTICS

	<b>49ers</b>	<b>Opp</b>
TOTAL FIRST DOWNS	322	284
Rushing	128	72
Passing	172	178
Penalty	22	34
TOTAL YARDS GAINED	5,789	4,710
By Rushing	2,491	1,507
By Passing	3,298	3,203
TOTAL PLAYS FROM SCRIMMAGE	969	1,012
Rushes	492	407
Average Gain Per Rush	5.1	3.7
NET YARDS PASSING	3,298	3,203
Passes Attempted	436	567
Passes Completed	289	337
Percent Completed	66.3	59.4
Had Intercepted	8	14
Times Sacked	41	38
Lost Attempting to Pass	253	270
PUNTS	67	79
Total Yardage of Punts	3,226	3,609
Average Length	48.1	45.7
KICKOFF RETURNS	49	48
Total Yards Returned	1,216	1,289
Average Length of Return	24.8	26.9
PENALTIES	109	93
Yards Penalized	960	758
FUMBLES	26	21
Own Fumbles Recovered	18	10
Opponents' Fumbles Recovered	11	8
FIELD GOALS	29	22
Field Goals Attempted	42	27
TOTAL POINTS SCORED	397	273
Touchdowns Scored	44	29
Touchdowns Rushing	17	7
Touchdowns Passing	23	19
Touchdown Returns	4	3
Extra Points	44	27
Field Goals	29	22
Safeties	1	1
AVG. TIME OF POSSESSION	30:49	29:11
<b>SCORING</b>	<b>TDs Ru Pa Int Fu KO Pu PAT FG S Pts</b>	
Akers, David	0 0 0 0 0 0 0 44/44	29/42 0 131
Gore, Frank	10 8 1 0 1 0 0 0	0 0 60
Crabtree, Michael	9 0 9 0 0 0 0 0	0 0 54
Davis, Vernon	5 0 5 0 0 0 0 0	0 0 30
Kaepernick, Colin	5 5 0 0 0 0 0 0	0 0 30
Moss, Randy	3 0 3 0 0 0 0 0	0 0 18
Walker, Delanie	3 0 3 0 0 0 0 0	0 0 18
Hunter, Kendall	2 2 0 0 0 0 0 0	0 0 12

Rookie Names in Italic

(continued)

<b>SCORING</b>	<b>TDs Ru Pa Int Fu KO Pu PAT FG S Pts</b>	
Dixon, Anthony	2 2 0 0 0 0 0 0	0 0 12
Manningham, Mario	1 0 1 0 0 0 0 0	0 0 6
Williams, Kyle	1 0 1 0 0 0 0 0	0 0 6
Brooks, Ahmad	1 0 0 1 0 0 0 0	0 0 6
Rogers, Carlos	1 0 0 0 1 0 0 0	0 0 6
Whitner, Donte	1 0 0 1 0 0 0 0	0 0 6
McDonald, Ray	0 0 0 0 0 0 0 0	0 1 2

**49ERS 44 17 23 2 2 0 0 44/44 29/42 1 397**

**OPPONENTS 29 7 19 0 2\* 0 1 22/27 27/27 1 273**

\*ret blocked FG | 2-pt conversions: Team: 0–0, Opponents: 2–2

<b>RUSHING</b>	<b>No Yds Avg Long TD</b>	
Gore, Frank	258 1,214 4.7 37 8	
Kaepernick, Colin	63 415 6.6 50t 5	
Hunter, Kendall	72 371 5.2 26 2	
Smith, Alex	31 132 4.3 24 0	
James, LaMichael	27 125 4.6 26 0	
Dixon, Anthony	21 78 3.7 9 2	
Manningham, Mario	3 64 21.3 29 0	
Goldson, Dashon	1 31 31 31 0	
Williams, Kyle	4 21 5.3 9 0	
Miller, Bruce	5 18 3.6 9 0	
Crabtree, Michael	1 8 8 8 0	
Jacobs, Brandon	5 7 1.4 3 0	
Ginn Jr., Ted	1 7 7 7 0	
<b>49ERS 492 2,491 5.1 50t 17</b>		
<b>OPPONENTS 407 1,507 3.7 35 7</b>		

<b>RECEIVING</b>	<b>No Yds Avg Long TD</b>	
Crabtree, Michael	85 1,105 13 49t 9	
Manningham, Mario	42 449 10.7 40 1	
Davis, Vernon	41 548 13.4 53 5	
Moss, Randy	28 434 15.5 55 3	
Gore, Frank	28 234 8.4 26 1	
Walker, Delanie	21 344 16.4 45 3	
Williams, Kyle	14 212 15.1 57 1	
Miller, Bruce	12 84 7 26 0	
Hunter, Kendall	9 60 6.7 12 0	
Celek, Garrett	4 51 12.8 35 0	
James, LaMichael	3 29 9.7 15 0	
Ginn Jr., Ted	2 1 0.5 1 0	
<b>49ERS 289 3,551 12.3 57 23</b>		
<b>OPPONENTS 337 3,473 10.3 53 19</b>		

<b>INTERCEPTIONS</b>	<b>No Yds Avg Long TD</b>	
Goldson, Dashon	3 21 7 20 0	
Brown, Tarell	2 17 8.5 12 0	
Culliver, Chris	2 4 2 4 0	
Willis, Patrick	2 2 1 2 0	
Rogers, Carlos	1 63 63 63 0	
Brooks, Ahmad	1 50 50 50t 1	
Whitner, Donte	1 42 42 42t 1	
Bowman, NaVorro	1 11 11 11 0	
Smith, Aldon	1 6 6 6 0	
<b>49ERS 14 216 15.4 63 2</b>		
<b>OPPONENTS 8 70 8.8 24 0</b>		

<b>KICKOFF RETURNS</b>	<b>No Yds Avg Long TD</b>	
James, LaMichael	14 417 29.8 62 0	
Williams, Kyle	13 353 27.2 94 0	
Ginn Jr., Ted	11 253 23.0 31 0	
Hunter, Kendall	7 165 23.6 31 0	
Walker, Delanie	4 28 7.0 18 0	
<b>49ERS 49 1,216 24.8 94 0</b>		
<b>OPPONENTS 48 1,289 26.9 66 0</b>		

<b>PUNT RETURNS</b>	<b>Ret FC Yds Avg Long TD</b>	
Ginn Jr., Ted	32 12 326 10.2 38 0	
Williams, Kyle	4 6 52 13.0 20 0	
<b>49ERS 36 18 378 10.5 38 0</b>		
<b>OPPONENTS 36 18 249 6.9 75t 1</b>		

<b>PUNTING</b>	<b>No Yds Avg Net TB I-20 Lg B</b>	
Lee, Andy	67 3,226 48.1 43.2 4 36 66 0	
<b>49ERS 67 3,226 48.1 43.2 4 36 66 0</b>		
<b>OPPONENTS 78 3,609 45.7 39.1 7 24 70 1</b>		

<b>PASSING</b>	<b>Att Comp Pct Yds LG TD Int QB</b>	
Kaepernick, Colin	218 136 62.4 1,814 57 10 3 98.3	
Smith, Alex	218 153 70.2 1,737 55 13 5 104.1	
Hunter, Kendall	0 0 0.0 0 0 0 0 0.0	
<b>49ERS 436 289 66.3 3,551 57 23 8 101.2</b>		
<b>OPPONENTS 567 337 59.4 3,473 53 19 14 78.0</b>		



# SAN FRANCISCO 49ERS

## 2013 (12-4/14-5)

**Jim Harbaugh, Coach**

W	34	Green Bay (69,732), S-8	28
L	3	at Seattle (68,338), <b>SUN</b> /S-15	29
L	7	Indianapolis (69,732), S-22	27
W	35	at St. Louis (56,640), <b>THU</b> /S-26	11
W	34	Houston (69,732), <b>SUN</b> /O-6	3
W	32	Arizona (69,732), O-13	20
W	31	at Tennessee (69,143), O-20	17
W	42	at Jacksonville in London (83,559), O-27	10
-	-	BYE, N-3	-
L	9	Carolina (69,732), N-10	10
L	20	at New Orleans (73,025), N-17	23
W	27	at Washington (79,773), <b>MON</b> /N-25	6
W	23	St. Louis (69,732), D-1	13
W	19	Seattle (69,732), D-8	17
W	33	at Tampa Bay (64,142), D-15	14
W	34	Atlanta (69,732), <b>MON</b> /D-23	24
W	23	at Arizona (63,570), D-29	20
<b>406</b>			<b>272</b>

## NFC WILDCARD - JAN. 5

(at Green Bay - Lambeau Field)

W	23	at Green Bay (77,525)	20
---	----	-----------------------	----

## NFC DIVISIONAL ROUND - JAN. 12

(at Carolina - Bank of America Stadium)

W	23	at Carolina (73,784)	10
---	----	----------------------	----

## NFC CHAMPIONSHIP GAME - JAN. 19

(at Seattle - CenturyLink Field)

L	17	at Seattle (68,454)	23
---	----	---------------------	----

## TEAM STATISTICS

	<b>49ers</b>	<b>Opp</b>
TOTAL FIRST DOWNS	286	284
Rushing	115	77
Passing	148	181
Penalty	23	26
TOTAL YARDS GAINED	5,180	5,071
By Rushing	2,201	1,535
By Passing	2,979	3,536
TOTAL PLAYS FROM SCRIMMAGE	961	1,020
Rushes	505	397
Average Gain Per Rush	4.4	3.9
NET YARDS PASSING	2,979	3,536
Passes Attempted	417	585
Passes Completed	244	345
Percent Completed	58.5	59.0
Had Intercepted	8	18
Times Sacked	39	38
Lost Attempting to Pass	231	283
PUNTS	79	87
Total Yardage of Punts	3,804	3,884
Average Length	48.2	44.6
KICKOFF RETURNS	32	54
Total Yards Returned	726	1,104
Average Length of Return	22.7	20.4
PENALTIES	103	96
Yards Penalized	845	878
FUMBLES	20	21
Own Fumbles Recovered	10	9
Opponents' Fumbles Recovered	12	10
FIELD GOALS	32	20
Field Goals Attempted	36	25
TOTAL POINTS SCORED	406	272
Touchdowns Scored	44	30
Touchdowns Rushing	18	11
Touchdowns Passing	21	19
Touchdown Returns	5	0
Extra Points	44	28
Field Goals	32	20
Safeties	1	1
AVG. TIME OF POSSESSION	30:35	29:26

## SCORING

	<b>TDs</b>	<b>Ru</b>	<b>Pa</b>	<b>Int</b>	<b>Fu</b>	<b>KO</b>	<b>Pu</b>	<b>PAT</b>	<b>FG</b>	<b>S</b>	<b>Pts</b>
Dawson, Phil	0	0	0	0	0	0	0	44/44	32/36	0	140
Davis, Vernon	13	0	13	0	0	0	0	0/0	0/0	0	78
Gore, Frank	9	9	0	0	0	0	0	0/0	0/0	0	54
Boldin, Anquan	7	0	7	0	0	0	0	0/0	0/0	0	42
Kaepernick, Colin	4	4	0	0	0	0	0	0/0	0/0	0	24
Hunter, Kendall	4	3	0	0	1	0	0	0/0	0/0	0	24
Dixon, Anthony	2	2	0	0	0	0	0	0/0	0/0	0	12
Bowman, NaVorro	1	0	0	1	0	0	0	0/0	0/0	0	6
Osgood, Kassim	1	0	0	0	1	0	0	0/0	0/0	0	6
Skuta, Dan	1	0	0	0	1	0	0	0/0	0/0	0	6

Rookie Names in Italic

(continued)

## SCORING

	<b>TDs</b>	<b>Ru</b>	<b>Pa</b>	<b>Int</b>	<b>Fu</b>	<b>KO</b>	<b>Pu</b>	<b>PAT</b>	<b>FG</b>	<b>S</b>	<b>Pts</b>
Crabtree, Michael	1	0	1	0	0	0	0	0/0	0/0	0	6
Brock, Tramaine	1	0	0	1	0	0	0	0/0	0/0	0	6
Lemonier, Corey	0	0	0	0	0	0	0	0/0	0/0	1	2
<b>49ERS</b>	<b>44</b>	<b>18</b>	<b>21</b>	<b>2</b>	<b>3</b>	<b>0</b>	<b>0</b>	<b>44/44</b>	<b>32/36</b>	<b>1</b>	<b>406</b>
<b>OPPONENTS</b>	<b>30</b>	<b>11</b>	<b>19</b>	<b>0</b>	<b>0</b>	<b>0</b>	<b>0</b>	<b>28/28</b>	<b>20/25</b>	<b>1</b>	<b>272</b>

2-pt conversions: Team: 0-0, Opponents: 1-2

## RUSHING

	<b>No</b>	<b>Yds</b>	<b>Avg</b>	<b>Long</b>	<b>TD</b>
Gore, Frank	276	1,128	4.1	51	9
Kaepernick, Colin	92	524	5.7	28	4
Hunter, Kendall	78	358	4.6	45	3
James, LaMichael	12	59	4.9	21	0
Dixon, Anthony	28	56	2.0	9	2
Patton, Quinton	1	26	26.0	26	0
Williams, Kyle	2	23	11.5	13	0
Miller, Bruce	7	13	1.9	4	0
Boldin, Anquan	2	11	5.5	11	0
Moore, Marlon	1	9	9.0	9	0
McCoy, Colt	6	-6	-1.0	-1	0
<b>49ERS</b>	<b>505</b>	<b>2,201</b>	<b>4.4</b>	<b>51</b>	<b>18</b>
<b>OPPONENTS</b>	<b>397</b>	<b>1,535</b>	<b>3.9</b>	<b>30</b>	<b>11</b>

## RECEIVING

	<b>No</b>	<b>Yds</b>	<b>Avg</b>	<b>Long</b>	<b>TD</b>
Boldin, Anquan	85	1,179	13.9	63	7
Davis, Vernon	52	850	16.3	64t	13
Miller, Bruce	25	243	9.7	43	0
Crabtree, Michael	19	284	14.9	60	1
Gore, Frank	16	141	8.8	29	0
Williams, Kyle	12	113	9.4	16	0
Manningham, Mario	9	85	9.4	14	0
McDonald, Vance	8	119	14.9	25	0
Patton, Quinton	3	34	11.3	29	0
Dixon, Anthony	3	30	10.0	19	0
Baldwin, Jonathan	3	28	9.3	15	0
Celek, Garrett	2	38	19.0	30	0
James, LaMichael	2	16	8.0	12	0
Hunter, Kendall	2	13	6.5	9	0
Osgood, Kassim	1	17	17.0	17	0
Staley, Joe	1	14	14.0	14	0
Moore, Marlon	1	6	6.0	6	0
<b>49ERS</b>	<b>244</b>	<b>3,210</b>	<b>13.2</b>	<b>64t</b>	<b>21</b>
<b>OPPONENTS</b>	<b>345</b>	<b>3,819</b>	<b>11.1</b>	<b>75t</b>	<b>19</b>

## INTERCEPTIONS

	<b>No</b>	<b>Yds</b>	<b>Avg</b>	<b>Long</b>	<b>TD</b>
Brock, Tramaine	5	82	16.4	41	1
Reid, Eric	4	54	13.5	53	0
Bowman, NaVorro	2	93	46.5	89t	1
Rogers, Carlos	2	14	7.0	11	0
Whitner, Donte	2	7	3.5	7	0
Brooks, Ahmad	1	22	22.0	22	0
Jerod-Eddie, Tony	1	6	6.0	6	0
Wright, Eric	1	0	0.0	0	0
<b>49ERS</b>	<b>18</b>	<b>278</b>	<b>15.4</b>	<b>89t</b>	<b>2</b>
<b>OPPONENTS</b>	<b>8</b>	<b>117</b>	<b>14.6</b>	<b>43</b>	<b>0</b>

## KICKOFF RETURNS

	<b>No</b>	<b>Yds</b>	<b>Avg</b>	<b>Long</b>	<b>TD</b>
James, LaMichael	12	321	26.8	41	0
Williams, Kyle	7	134	19.1	35	0
Dixon, Anthony	5	101	20.2	47	0
Hunter, Kendall	4	81	20.3	30	0
Cox, Perrish	3	82	27.3	30	0
Patton, Quinton	1	7	7.0	7	0
<b>49ERS</b>	<b>32</b>	<b>726</b>	<b>22.7</b>	<b>47</b>	<b>0</b>
<b>Opponents</b>	<b>54</b>	<b>1,104</b>	<b>20.4</b>	<b>82</b>	<b>0</b>

## PUNT RETURNS

	<b>Ret</b>	<b>FC</b>	<b>Yds</b>	<b>Avg</b>	<b>Long</b>	<b>TD</b>
James, LaMichael	23	12	251	10.9	40	0
Williams, Kyle	12	20	61	5.1	22	0
<b>49ERS</b>	<b>35</b>	<b>32</b>	<b>312</b>	<b>8.9</b>	<b>40</b>	<b>0</b>
<b>OPPONENTS</b>	<b>38</b>	<b>21</b>	<b>330</b>	<b>8.7</b>	<b>38</b>	<b>0</b>

## PUNTING

	<b>No</b>	<b>Yds</b>	<b>Avg</b>	<b>Net</b>	<b>TB</b>	<b>I-20</b>	<b>Lg</b>	<b>B</b>
Lee, Andy	79	3,804	48.2	41.7	9	27	62	0
<b>49ERS</b>	<b>79</b>	<b>3,804</b>	<b>48.2</b>	<b>41.7</b>	<b>9</b>	<b>27</b>	<b>62</b>	<b>0</b>
<b>Opponents</b>	<b>85</b>	<b>3,884</b>	<b>44.6</b>	<b>40.1</b>	<b>4</b>	<b>27</b>	<b>65</b>	<b>2</b>

## PASSING

	<b>Att</b>	<b>Comp</b>	<b>Pct</b>	<b>Yds</b>	<b>LG</b>	<b>TD</b>	<b>Int</b>	<b>QB</b>
Kaepernick, Colin	416	243	58.4	3,197	64t	21	8	91.6
McCoy, Colt	1	1	100.0	13	13	0	0	118.8
<b>49ERS</b>	<b>417</b>	<b>244</b>	<b>58.5</b>	<b>3,210</b>	<b>64t</b>	<b>21</b>	<b>8</b>	<b>91.7</b>
<b>OPPONENTS</b>	<b>585</b>	<b>345</b>	<b>59.0</b>	<b>3,819</b>	<b>75t</b>	<b>19</b>	<b>18</b>	<b>76.4</b>



# SAN FRANCISCO 49ERS

2014 (8-8)

Jim Harbaugh, Coach

W	28	at Dallas (91,174), S-7	17
L	20	Chicago (70,799), <b>SUN</b> /S-14	28
L	14	at Arizona (61,572), S-21	23
W	26	Philadelphia (70,799), S-28	21
W	22	Kansas City (70,799), O-5	17
W	31	at St. Louis (56,851), <b>MON</b> /O-13	17
L	17	at Denver (77,047), <b>SUN</b> /O-19	42
-	-	BYE, O-26	-
L	10	St. Louis, (70,799) N-2	13
W	27	at New Orleans (73,129), N-9	(OT) 24
W	16	at New York Giants (80,352), N-16	10
W	17	Washington (70,799), N-23	13
L	3	Seattle (70,799), <b>THU</b> /N-27	19
L	13	at Oakland (55,300), D-7	24
L	7	at Seattle (68,526), D-14	17
L	35	San Diego (70,699), <b>SAT</b> /D-20	(OT) 38
W	20	Arizona (70,699), D-28	17
<b>306</b>			<b>340</b>

## TEAM STATISTICS

	49ers	Opp
TOTAL FIRST DOWNS	303	308
Rushing	104	83
Passing	165	188
Penalty	34	37
TOTAL YARDS GAINED	5,239	5,143
By Rushing	2,176	1,612
By Passing	3,063	3,531
TOTAL PLAYS FROM SCRIMMAGE	1,009	989
Rushes	470	402
Average Gain Per Rush	4.6	4.0
NET YARDS PASSING	3,063	3,531
Passes Attempted	487	551
Passes Completed	292	324
Percent Completed	60.0	58.8
Had Intercepted	10	23
Times Sacked	52	36
Lost Attempting to Pass	344	200
PUNTS	73	74
Total Yardage of Punts	3,369	3,362
Average Length	46.2	45.4
KICKOFF RETURNS	45	40
Total Yards Returned	1,104	907
Average Length of Return	24.5	22.7
PENALTIES	116	122
Yards Penalized	937	909
FUMBLES	18	18
Own Fumbles Recovered	6	12
Opponents' Fumbles Recovered	12	6
FIELD GOALS	25	20
Field Goals Attempted	31	20
TOTAL POINTS SCORED	306	340
Touchdowns Scored	33	40
Touchdowns Rushing	10	7
Touchdowns Passing	20	29
Touchdown Returns	3	4
Extra Points	33	40
Field Goals	25	20
Safeties	0	0
AVG. TIME OF POSSESSION	31:16	28:44
<b>SCORING</b>	<b>TDs Ru Pa Int Fu KO Pu PAT FG S Pts</b>	
Dawson, Phil	0 0 0 0 0 0 0 33/33 25/31 0	108
Boldin, Anquan	5 0 5 0 0 0 0 0/0 0/0 0	30
Gore, Frank	5 4 1 0 0 0 0 0/0 0/0 0	30
Crabtree, Michael	4 0 4 0 0 0 0 0/0 0/0 0	24
Hyde, Carlos	4 4 0 0 0 0 0 0/0 0/0 0	24
Ellington, Bruce	3 1 2 0 0 0 0 0/0 0/0 0	18
Johnson, Stevie	3 0 3 0 0 0 0 0/0 0/0 0	18
Davis, Vernon	2 0 2 0 0 0 0 0/0 0/0 0	12
Miller, Bruce	2 0 2 0 0 0 0 0/0 0/0 0	12
Kaepernick, Colin	1 1 0 0 0 0 0 0/0 0/0 0	6
Culliver, Chris	1 0 0 0 1 0 0 0/0 0/0 0	6
Bethea, Antoine	1 0 0 1 0 0 0 0/0 0/0 0	6
Johnson, Dontae	1 0 0 1 0 0 0 0/0 0/0 0	6
Lloyd, Brandon	1 0 1 0 0 0 0 0/0 0/0 0	6
<b>49ERS</b>	<b>33 10 20 2 1 0 0 33/33 25/31 0</b>	<b>306</b>
<b>OPPONENTS</b>	<b>40 7 29 1 2* 0 1 40/40 20/20 0</b>	<b>340</b>


\*ret blkcd punt | 2-pt conversions: Team: 0-0, Opponents: 0-0

Rookie Names in Italic

RUSHING	No	Yds	Avg	Long	TD			
Gore, Frank	255	1,106	4.3	52t	4			
Kaepernick, Colin	104	639	6.1	90t	1			
Hyde, Carlos	83	333	4.0	28	4			
Ellington, Bruce	6	28	4.7	15	1			
Patton, Quinton	1	20	20.0	20	0			
Smith, Alfonso	7	19	2.7	12	0			
Miller, Bruce	6	9	1.5	4	0			
Gabbert, Blaine	1	5	5.0	5	0			
Davis, Vernon	1	4	4.0	4	0			
Boldin, Anquan	1	4	4.0	4	0			
Crabtree, Michael	1	4	4.0	4	0			
Dahl, Craig	1	3	3.0	3	0			
Carrier, Derek	1	2	2.0	2	0			
James, LaMichael	2	0	0.0	1	0			
Team	470	2,176	4.6	90t	10			
Opponents	402	1,612	4.0	37t	7			
RECEIVING	No	Yds	Avg	Long	TD			
Boldin, Anquan	83	1,062	12.8	76t	5			
Crabtree, Michael	68	698	10.3	51	4			
Johnson, Stevie	35	435	12.4	32	3			
Davis, Vernon	26	245	9.4	29t	2			
Miller, Bruce	18	189	10.5	22	2			
Lloyd, Brandon	14	294	21.0	80t	1			
Hyde, Carlos	12	68	5.7	16	0			
Gore, Frank	11	111	10.1	55t	1			
Carrier, Derek	9	105	11.7	23	0			
Ellington, Bruce	6	62	10.3	20t	2			
Patton, Quinton	3	44	14.7	35	0			
Smith, Alfonso	3	11	3.7	5	0			
Celek, Garrett	2	53	26.5	31	0			
McDonald, Vance	2	30	15.0	21	0			
Cleveland, Asante	0	0	0	0	0			
Osgood, Kassim	0	0	0	0	0			
Team	292	3,407	11.7	80t	20			
Opponents	324	3,731	11.5	63	29			
INTERCEPTIONS	No	Yds	Avg	Long	TD			
Cox, Perrish	5	12	2.4	10	0			
Bethea, Antoine	4	71	17.8	49t	1			
Culliver, Chris	4	61	15.3	29	0			
Reid, Eric	3	138	46.0	73	0			
Borland, Chris	2	12	6.0	12	0			
Wilhoite, Michael	2	1	0.5	1	0			
Johnson, Dontae	1	20	20.0	20t	1			
Dahl, Craig	1	0	0.0	0	0			
Willis, Patrick	1	0	0.0	0	0			
Team	23	315	13.7	73	2			
Opponents	10	111	11.1	53t	1			
KICKOFF RETURNS	No	Yds	Avg	Long	TD			
Ellington, Bruce	24	614	25.6	38	0			
Hyde, Carlos	11	268	24.4	30	0			
Holliday, Trindon	3	83	27.7	32	0			
Cox, Perrish	2	60	30.0	57	0			
Patton, Quinton	1	24	24.0	24	0			
Miller, Bruce	1	19	19.0	19	0			
Jerod-Eddie, Tony	1	18	18.0	18	0			
Lynch, Aaron	1	10	10.0	10	0			
Thomas, Chase	1	8	8.0	8	0			
Team	45	1,104	24.5	57	0			
Opponents	40	907	22.7	38	0			
PUNT RETURNS	Ret	FC	Yds	Avg	Long	TD		
Ellington, Bruce	23	12	188	8.2	23	0		
Cox, Perrish	10	1	35	3.5	9	0		
Osgood, Kassim	1	0	2	2.0	2	0		
Cook, Chris	1	0	2	2.0	2	0		
Team	35	13	227	6.5	23	0		
Opponents	36	22	336	9.3	82t	1		
PUNTING	No	Yds	Avg	Net	TB	I-20	Lg	B
Lee, Andy	72	3,369	46.8	39.6	7	28	71	1
Team	73	3,369	46.2	39.6	7	28	71	1
Opponents	74	3,362	45.4	40.2	8	21	61	1
PASSING	Att	Comp	Pct	Yds	LG	TD	Int	QB
Kaepernick, Colin	478	289	60.5	3,369	80t	19	10	86.4
Gabbert, Blaine	7	3	42.9	38	20t	1	0	100.0
Boldin, Anquan	1	0	0.0	0	0	0	0	39.6
Lee, Andy	1	0	0.0	0	0	0	0	39.6
49ERS	487	292	60.0	3,407	80t	20	10	86.3
OPPONENTS	551	324	58.8	3,731	63	29	23	79.5


# SAN FRANCISCO 49ERS

## 49ERS RECORD VS. OPPONENTS (NATIONAL FOOTBALL LEAGUE - 1950-PRESENT)

 ARIZONA CARDINALS				Overall: 29–20				Home: 17–9				Away: 12–11			
Date	Win	Score	Location	Date	Win	Score	Location	Date	Win	Score	Location	Date	Win	Score	Location
11/18/51	Cardinals	27–21	SF*	11/1/92	Cardinals	24–14	P	11/10/08	Cardinals	29–24	AZ				
9/29/57	Cardinals	20–10	SF*	10/24/93	49ers	28–14	SF	9/13/09	49ers	20–16	AZ				
11/25/62	49ers	24–17	SL	9/27/99	49ers	24–10	AZ	12/14/09	49ers	24–9	SF				
9/27/64	Cardinals	23–13	SF	10/1/00	49ers	27–20	SF	11/29/10	49ers	27–6	AZ				
9/22/68	49ers	35–17	SF	10/27/02	49ers	38–28	SF	1/2/11	49ers	38–7	SF				
10/24/71	49ers	26–14	SL	12/21/02	49ers	17–14	AZ	11/20/11	49ers	23–7	SF				
10/6/74	Cardinals	34–9	SF	10/26/03	Cardinals	16–13 (OT)	AZ	12/11/11	Cardinals	21–19	AZ				
10/31/76	Cardinals	23–20 (OT)	SL	12/7/03	49ers	50–14	SF	10/29/12	49ers	24–3	AZ				
11/12/78	Cardinals	16–10	SF	10/10/04	49ers	31–28 (OT)	SF	12/30/12	49ers	27–13	SF				
12/2/79	Cardinals	13–10	SL	12/12/04	49ers	31–28 (OT)	AZ	10/13/13	49ers	32–20	SF				
9/14/80	49ers	24–21 (OT)	SF	10/2/05	Cardinals	31–14	MC	12/29/13	49ers	23–20	AZ				
11/21/82	49ers	31–20	SL	12/4/05	Cardinals	17–10	SF	9/21/14	Cardinals	23–14	AZ				
9/18/83	49ers	42–27	SL	9/10/06	Cardinals	34–27	AZ	12/28/14	49ers	20–17	SF				
11/9/86	49ers	43–17	SF	12/24/06	Cardinals	26–20	SF	9/27/15	Cardinals	47–7	AZ				
10/18/87	49ers	34–28	SF	9/10/07	49ers	20–17	SF	11/29/15	Cardinals	19–13	SF				
11/6/88	Cardinals	24–23	P	11/25/07	49ers	37–31 (OT)	AZ								
11/17/91	49ers	14–10	SF	9/7/08	Cardinals	23–13	SF								

\* Chicago Cards (SL) – St. Louis (P) – Phoenix (AZ) – Arizona (MC) – Mexico City


<b>Record:</b> At Levi's® Stadium: (1–1)	<b>University of Phoenix:</b> (5–5)	<b>Points:</b> At Levi's® Stadium: (33–36)	<b>University of Phoenix:</b> (231–221)
--	-------------------------------------	--	---

 ATLANTA FALCONS				Overall: 47–30–1				Home: 28–11				Away: 19–19–1			
Date	Win	Score	Location	Date	Win	Score	Location	Date	Win	Score	Location	Date	Win	Score	Location
10/16/66	49ers	44–7	A	12/16/79	Falcons	31–21	A	9/19/93	49ers	37–30	SF				
9/24/67	49ers	38–7	SF	9/28/80	Falcons	20–17	SF	12/11/93	Falcons	27–24	A				
12/10/67	49ers	34–28	A	12/14/80	Falcons	35–10	A	10/16/94	49ers	42–3	A				
9/29/68	49ers	28–13	SF	9/20/81	Falcons	34–17	A	12/4/94	49ers	50–14	SF				
12/15/68	49ers	14–12	A	11/8/81	49ers	17–14	SF	9/10/95	49ers	41–10	SF				
9/21/69	Falcons	24–12	A	12/19/82	Falcons	17–7	SF	12/24/95	Falcons	28–27	A				
10/19/69	Falcons	21–7	SF	9/25/83	49ers	24–20	SF	9/29/96	49ers	39–17	SF				
10/4/70	Falcons	21–0	A	11/20/83	Falcons	28–24	A	12/2/96	49ers	34–10	A				
12/06/70	49ers	24–20	SF	9/30/84	49ers	14–5	SF	9/21/97	49ers	34–7	SF				
9/19/71	Falcons	20–17	A	12/2/84	49ers	35–17	A	10/19/97	49ers	35–28	A				
12/12/71	49ers	24–3	SF	9/15/85	49ers	35–16	SF	9/27/98	49ers	31–20	SF				
10/29/72	49ers	49–14	A	10/6/85	49ers	38–17	A	11/15/98	Falcons	31–19	A				
12/10/72	49ers	20–0	SF	10/19/86	Tie	10–10 (OT)	A	<b>1/9/99 (d)</b>	<b>Falcons</b>	<b>20–18</b>	<b>A</b>				
10/7/73	49ers	13–9	A	11/23/86	49ers	20–0	SF	12/12/99	49ers	26–7	SF				
10/28/73	Falcons	17–3	SF	10/11/87	49ers	25–17	A	1/3/00	Falcons	34–29	A				
9/22/74	49ers	16–10	A	12/20/87	49ers	35–7	SF	9/3/00	Falcons	36–28	A				
11/24/74	49ers	27–0	SF	9/18/88	Falcons	34–17	SF	11/19/00	49ers	16–6	SF				
10/12/75	Falcons	17–3	SF	12/4/88	49ers	13–3	A	9/9/01	49ers	16–13 (OT)	SF				
12/14/75	Falcons	31–9	A	11/12/89	49ers	45–3	SF	10/14/01	49ers	37–31 (OT)	A				
10/23/76	49ers	15–0	SF	12/3/89	49ers	23–10	A	9/12/04	Falcons	21–19	SF				
11/14/76	Falcons	21–16	A	9/23/90	49ers	19–13	SF	11/4/07	Falcons	20–16	A				
10/9/77	Falcons	7–0	SF	10/14/90	49ers	45–35	A	10/11/09	Falcons	45–10	SF				
11/6/77	49ers	10–3	A	10/13/91	Falcons	39–34	SF	10/3/10	Falcons	16–14	A				
10/22/78	Falcons	20–17	SF	11/3/91	Falcons	17–14	A	<b>1/20/13 (c)</b>	<b>49ers</b>	<b>28–24</b>	<b>A</b>				
11/5/78	Falcons	21–10	A	10/18/92	49ers	56–17	SF	12/23/13	49ers	34–24	SF				
10/21/79	49ers	20–15	SF	11/9/92	49ers	41–3	A	11/8/15	49ers	17–16	SF				

(d) – NFC Divisional Playoff

(c) – NFC Championship Game

<b>Record:</b> At Levi's® Stadium: (1–0)	<b>Georgia Dome:</b> (6–8)	<b>Points:</b> At Levi's® Stadium: (17–16)	<b>Georgia Dome:</b> (392–311)
--	----------------------------	--	--------------------------------

 BALTIMORE RAVENS				Overall: 2–4				Home: 2–1				Away: 0–2				Neutral: 0–1			
Date	Win	Score	Location	Date	Win	Score	Location	Date	Win	Score	Location	Date	Win	Score	Location	Date	Win	Score	Location
11/17/96	49ers	38–20	SF	10/7/07	Ravens	9–7	SF	<b>2/3/13 (s)</b>	<b>Ravens</b>	<b>34–31</b>	<b>NO</b>								
11/30/03	Ravens	44–6	B	11/24/11	Ravens	16–6	B	10/18/15	49ers	25–20	SF								

(s) – Super Bowl XLVII

(NO) – Mercedes-Benz Superdome (New Orleans, LA)

<b>Record:</b> At Levi's® Stadium: (1–0)	<b>M&amp;T Bank Stadium:</b> (0–2)	<b>Points:</b> At Levi's® Stadium: (25–20)	<b>M&amp;T Bank Stadium:</b> (12–60)
--	------------------------------------	--	--------------------------------------

# SAN FRANCISCO 49ERS



## BUFFALO BILLS

Overall: 6–5

Home: 4–3

Away: 2–2

Date	Win	Score	Location	Date	Win	Score	Location	Date	Win	Score	Location
9/24/72	Bills	27–20	B	9/13/92	Bills	34–31	SF	12/26/04	Bills	41–7	SF
12/21/80	Bills	18–13	SF	12/3/95	49ers	27–17	SF	11/30/08	49ers	10–3	B
12/11/83	49ers	23–10	B	10/4/98	Bills	26–21	B	10/7/12	49ers	45–3	SF
12/17/89	49ers	21–10	SF	12/2/01	49ers	35–0	SF				

Record: At Levi's® Stadium: (0–0)

Ralph Wilson Stadium: (2–1)

Points: At Levi's® Stadium: (0–0)

Ralph Wilson Stadium: (54–39)



## CAROLINA PANTHERS

Overall: 8–11

Home: 3–6

Away: 5–5

Date	Win	Score	Location	Date	Win	Score	Location	Date	Win	Score	Location
11/5/95	Panthers	13–7	SF	12/6/98	49ers	31–28 (OT)	C	11/14/04	Panthers	37–27	SF
12/10/95	49ers	31–10	C*	10/17/99	Panthers	31–29	SF	12/2/07	Panthers	31–14	C
9/22/96	Panthers	23–7	C	12/18/99	Panthers	41–24	C	10/24/10	Panthers	23–20	C
12/8/96	Panthers	30–24	SF	9/10/00	Panthers	38–22	SF	11/10/13	Panthers	10–9	SF
9/29/97	49ers	34–21	C	10/22/00	Panthers	34–16	C	1/12/14 (d)	49ers	23–10	C
11/16/97	49ers	27–19	SF	10/7/01	49ers	24–14	SF				
11/8/98	49ers	25–23	SF	11/18/01	49ers	25–22 (OT)	C				

\* Clemson, SC

Record: At Levi's® Stadium: (0–0)

Bank of America Stadium: (4–5)

Points: At Levi's® Stadium: (0–0)

Bank of America Stadium: (194–233)



## CHICAGO BEARS

Overall: 33–30–1

Home: 22–13

Away: 11–17–1

Date	Win	Score	Location	Date	Win	Score	Location	Date	Win	Score	Location
9/24/50	Bears	32–20	SF	11/19/61	49ers	41–31	SF	9/13/81	49ers	28–17	SF
11/19/50	Bears	17–0	C	9/16/62	Bears	30–14	SF	11/27/83	Bears	13–3	C
10/21/51	Bears	13–7	C	10/14/62	49ers	34–27	C	1/6/85 (c)	49ers	23–0	SF
10/19/52	49ers	40–16	C	10/20/63	49ers	20–14	SF	10/13/85	Bears	26–10	SF
11/2/52	Bears	20–17	SF	12/8/63	Bears	27–7	C	12/14/87	49ers	41–0	SF
10/18/53	49ers	35–28	C	10/4/64	49ers	31–21	SF	10/24/88	Bears	10–9	C
11/1/53	49ers	24–14	SF	11/22/64	Bears	23–21	C	1/8/89 (c)	49ers	28–3	C
10/17/54	49ers	31–24	C	9/19/65	49ers	52–24	SF	12/24/89	49ers	26–0	SF
10/31/54	Bears	31–27	SF	12/12/65	Bears	61–20	C	12/23/91	49ers	52–14	SF
10/9/55	49ers	20–19	C	11/13/66	Tie	30–30	C	1/7/95 (d)	49ers	44–15	SF
10/23/55	Bears	34–23	SF	12/11/66	49ers	41–14	SF	12/17/00	49ers	17–0	SF
10/14/56	Bears	31–7	C	12/3/67	Bears	28–14	SF	10/28/01	Bears	37–31 (OT)	C
10/28/56	Bears	38–21	SF	11/10/68	Bears	27–19	C	9/7/03	49ers	49–7	SF
10/13/57	49ers	21–17	C	12/6/69	49ers	42–21	SF	10/31/04	Bears	23–13	C
10/27/57	49ers	21–17	SF	11/8/70	49ers	37–16	C	11/13/05	Bears	17–9	C
10/12/58	Bears	28–6	C	10/17/71	49ers	13–0	SF	10/29/06	Bears	41–10	C
10/26/58	Bears	27–14	SF	11/19/72	49ers	34–21	C	11/12/09	49ers	10–6	SF
10/25/59	49ers	20–17	SF	11/17/74	49ers	34–0	C	11/19/12	49ers	32–7	SF
11/15/59	Bears	14–3	C	11/16/75	49ers	31–3	SF	9/14/14	Bears	28–20	SF
10/16/60	Bears	27–10	C	9/19/76	Bears	19–12	SF	12/6/15	49ers	26–20 (OT)	C
10/30/60	49ers	25–7	SF	9/10/78	Bears	16–13	SF				
10/22/61	Bears	31–0	C	10/28/79	Bears	28–27	SF				

(c) – NFC Championship

(d) – NFC Divisional Playoff

Record: At Levi's® Stadium: (0–1)

Soldier Field: (4–6)

Points: At Levi's® Stadium: (20–28)

Soldier Field: (197–185)



## CINCINNATI BENGALS

Overall: 11–4

Home: 5–2

Away: 4–2

Neutral: 2–0

Date	Win	Score	Location	Date	Win	Score	Location	Date	Win	Score	Location
9/29/74	Bengals	21–3	SF	9/20/87	49ers	27–26	C	12/5/99	Bengals	44–30	C
10/1/78	49ers	28–12	SF	1/22/89	49ers (s)	20–16	M	12/14/03	Bengals	41–38	C
12/6/81	49ers	21–3	C	12/9/90	49ers	20–17 (OT)	C	12/15/07	49ers	20–13	SF
1/24/82	49ers (s)	26–21	D	12/5/93	49ers	21–8	SF	9/25/11	49ers	13–8	C
11/4/84	49ers	23–17	SF	10/20/96	49ers	28–21	SF	12/20/15	Bengals	24–14	SF

(s) – Super Bowl XVI & XXIII

(D) – Pontiac Silverdome (Pontiac, MI)

(M) – Joe Robbie Stadium (Miami, FL)

Record: At Levi's® Stadium: (0–1)

Paul Brown Stadium: (1–1)

Points: At Levi's® Stadium: (14–24)

Paul Brown Stadium: (51–49)

# SAN FRANCISCO 49ERS



## CLEVELAND BROWNS

Overall: 7-12

Home: 5-5

Away: 2-7

Date	Win	Score	Location	Date	Win	Score	Location	Date	Win	Score	Location
11/12/50	Browns	34-14	C	9/27/70	49ers	34-31	SF	9/13/93	Browns	23-13	C
9/30/51	49ers	24-10	SF	12/1/74	Browns	7-0	C	9/21/03	Browns	13-12	SF
11/15/53	Browns	23-21	C	9/3/78	Browns	24-7	C	12/30/07	Browns	20-7	C
10/2/55	Browns	38-3	SF	11/15/81	Browns	15-12	SF	10/30/11	49ers	20-10	SF
11/29/59	49ers	21-20	C	11/11/84	49ers	41-7	C	12/13/15	Browns	24-10	C
12/15/62	Browns	13-10	SF	11/29/87	49ers	38-24	SF				
11/3/68	Browns	33-21	SF	10/28/90	49ers	20-17	SF				

Record: At Levi's® Stadium: (0-0)

FirstEnergy Stadium: (0-2)

Points: At Levi's® Stadium: (0-0)

FirstEnergy Stadium: (17-44)



## DALLAS COWBOYS

Overall: 17-16-1

Home: 9-8

Away: 8-8-1

Date	Win	Score	Location	Date	Win	Score	Location	Date	Win	Score	Location
11/20/60	49ers	26-14	D	10/12/80	Cowboys	59-14	D	11/12/95	49ers	38-20	D
11/10/63	49ers	31-24	SF	10/11/81	49ers	45-14	SF	11/10/96	Cowboys	20-17 (OT)	SF
11/7/65	Cowboys	39-31	D	11/10/82 (c)	49ers	28-27	SF	11/2/97	49ers	17-10	SF
12/16/67	49ers	24-16	SF	12/19/83	49ers	42-17	SF	9/24/00	49ers	41-24	D
11/27/69	Tie	24-24	D	12/22/85	49ers	31-16	SF	12/30/01	Cowboys	27-21	D
1/3/71 (c)	Cowboys	17-10	SF	10/15/89	49ers	31-14	D	12/8/02	49ers	31-27	D
1/2/72 (c)	Cowboys	14-3	D	11/11/90	49ers	24-6	D	9/25/05	Cowboys	34-31	SF
11/23/72	49ers	31-10	D	1/17/93 (c)	Cowboys	30-20	SF	11/23/08	Cowboys	35-22	D
12/23/72 (d)	Cowboys	30-28	SF	10/17/93	Cowboys	26-17	D	9/18/11	Cowboys	27-24 (OT)	SF
11/10/74	Cowboys	20-14	D	1/23/94 (c)	Cowboys	38-21	D	9/7/14	49ers	28-17	D
12/12/77	Cowboys	42-35	SF	11/13/94	49ers	21-14	SF				
9/9/79	Cowboys	21-13	SF	1/15/95 (c)	49ers	38-28	SF				

(c) - NFC Championship

(d) - NFC Divisional Playoff

Record: At Levi's® Stadium: (0-0)

AT&T Stadium: (1-0)

Points: At Levi's® Stadium: (0-0)

AT&T Stadium: (28-17)



## DENVER BRONCOS

Overall: 7-7

Home: 4-3

Away: 2-4

Neutral: 1-0

Date	Win	Score	Location	Date	Win	Score	Location	Date	Win	Score	Location
10/25/70	49ers	19-14	SF	10/9/88	Broncos	16-13 (OT)	SF	9/15/02	Broncos	24-14	SF
9/23/73	49ers	36-34	D	1/28/90 (s)	49ers	55-10	NO	12/31/06	49ers	26-23 (OT)	D
11/18/79	Broncos	38-28	SF	12/17/94	49ers	42-19	SF	10/31/10	49ers	24-16	London
9/19/82	Broncos	24-21	D	12/15/97	49ers	34-17	SF	10/19/14	Broncos	42-17	D
11/11/85	Broncos	17-16	D	12/23/00	Broncos	38-9	D				

(s) - Super Bowl XXIV

(NO) - Superdome (New Orleans, LA)

Record: At Levi's® Stadium: (0-0) Sports Authority Field at Mile High: (1-1)

Points: At Levi's® Stadium: (0-0) Sports Authority Field at Mile High: (43-65)



## DETROIT LIONS

Overall: 37-28-1

Home: 23-10-1

Away: 14-18

Date	Win	Score	Location	Date	Win	Score	Location	Date	Win	Score	Location
10/8/50	Lions	24-7	D	11/6/60	Lions	24-0	SF	12/17/78	Lions	33-14	P
10/22/50	49ers	28-27	SF	10/1/61	49ers	49-0	D	11/2/80	Lions	17-13	P
12/2/51	49ers	20-10	D	11/5/61	Tie	20-20	SF	9/6/81	Lions	24-17	P
12/16/51	49ers	21-17	SF	9/23/62	Lions	45-24	D	12/31/83 (d)	49ers	24-23	SF
9/28/52	49ers	17-3	SF	11/11/62	Lions	38-24	SF	9/2/84	49ers	30-27	P
10/12/52	49ers	28-0	D	10/6/63	Lions	26-3	D	10/20/85	Lions	23-21	P
10/11/53	Lions	24-21	D	11/3/63	Lions	45-7	SF	10/2/88	49ers	20-13	SF
10/25/53	Lions	14-10	SF	9/13/64	Lions	26-17	SF	10/20/91	49ers	35-3	SF
10/24/54	49ers	37-31	SF	12/13/64	Lions	24-7	D	12/28/92	49ers	24-6	SF
11/14/54	Lions	48-7	D	11/14/65	49ers	27-21	D	12/19/93	49ers	55-17	P
10/16/55	49ers	27-24	D	12/5/65	49ers	17-14	SF	10/9/94	49ers	27-14	P
10/30/55	49ers	38-21	SF	10/23/66	49ers	27-24	SF	9/25/95	Lions	27-24	P
10/21/56	Lions	20-17	D	11/24/66	49ers	41-14	D	12/23/96	49ers	24-14	SF
11/4/56	Lions	17-13	SF	10/29/67	Lions	45-3	SF	12/14/98	49ers	35-13	SF
11/3/57	49ers	35-31	SF	10/27/68	49ers	14-7	D	11/4/01	49ers	21-13	SF
11/17/57	Lions	31-10	D	11/2/69	Lions	26-14	SF	10/5/03	49ers	24-17	SF
12/22/57 (d)	Lions	31-27	SF	11/22/70	Lions	28-7	D	11/12/06	49ers	19-13	D
11/2/58	49ers	24-21	SF	12/19/71	49ers	31-27	SF	9/21/08	49ers	31-13	SF
11/16/58	Lions	35-21	D	11/4/73	Lions	30-20	D	12/27/09	49ers	20-6	SF
10/18/59	49ers	34-13	D	10/14/74	Lions	17-13	D	10/16/11	49ers	25-19	D
11/1/59	49ers	33-7	SF	11/2/75	Lions	28-17	SF	9/16/12	49ers	27-19	SF
10/9/60	49ers	14-10	D	10/23/77	49ers	28-7	SF	12/27/15	Lions	32-17	D

(d) - NFC Divisional Playoff

(D) - Detroit

(P) - Pontiac

Record: At Levi's® Stadium: (0-0)

Ford Field: (2-1)

Points: At Levi's® Stadium: (0-0)

Ford Field: (61-64)

# SAN FRANCISCO 49ERS



## GREEN BAY PACKERS

Overall: 30–35–1

Home: 18–12–1

Away: 12–23

Date	Win	Score	Location	Date	Win	Score	Location	Date	Win	Score	Location
11/26/50	Packers	25–21	GB	10/21/62	Packers	31–13	M	12/6/87	49ers	23–12	GB
12/10/50	49ers	30–14	SF	12/9/62	Packers	31–21	SF	11/19/89	Packers	21–17	SF
12/9/51	49ers	31–19	SF	11/24/63	Packers	28–10	M	11/4/90	49ers	24–20	GB
12/14/52	49ers	24–14	SF	12/14/63	Packers	21–17	SF	1/6/96 (d)	Packers	27–17	SF
11/22/53	49ers	37–7	M	10/11/64	Packers	24–14	M	10/14/96	Packers	23–20 (OT)	GB
12/6/53	49ers	48–14	SF	11/15/64	49ers	24–14	SF	1/4/97 (d)	Packers	35–14	GB
10/10/54	49ers	23–17	M	10/10/65	Packers	27–10	GB	1/11/98 (c)	Packers	23–10	SF
12/5/54	49ers	35–0	SF	12/19/65	Tie	24–24	SF	11/1/98	Packers	36–22	GB
11/20/55	Packers	27–21	M	10/9/66	49ers	21–20	SF	1/3/99 (w)	49ers	30–27	SF
12/4/55	Packers	28–7	SF	12/4/66	Packers	20–7	M	11/29/99	Packers	20–3	SF
11/18/56	49ers	17–16	GB	11/19/67	Packers	13–0	GB	10/15/00	Packers	31–28	GB
12/8/56	49ers	38–20	SF	12/1/68	49ers	27–20	SF	1/13/02 (w)	Packers	25–15	GB
10/20/57	49ers	24–14	M	9/28/69	Packers	14–7	M	12/15/02	Packers	20–14	SF
12/15/57	49ers	27–20	SF	11/1/70	49ers	26–10	SF	11/23/03	Packers	20–10	GB
11/23/58	49ers	33–12	M	11/5/72	Packers	34–24	M	12/10/06	Packers	30–19	SF
12/7/58	49ers	48–21	SF	11/26/73	49ers	20–6	SF	11/22/09	Packers	30–24	GB
10/11/59	Packers	21–20	GB	12/8/74	49ers	7–6	SF	12/5/10	Packers	34–16	GB
12/13/59	Packers	36–14	SF	9/12/76	49ers	26–14	GB	9/9/12	49ers	30–22	GB
10/23/60	Packers	41–14	M	12/18/77	Packers	16–14	M	1/12/13 (d)	49ers	45–31	SF
12/10/60	Packers	13–0	SF	11/9/80	Packers	23–16	M	9/8/13	49ers	34–28	SF
9/24/61	Packers	30–10	GB	10/18/81	49ers	13–3	M	1/5/14 (w)	49ers	23–20	GB
12/10/61	49ers	22–21	SF	10/26/86	49ers	31–17	M	10/4/15	Packers	17–3	SF

(c) – NFC Championship

(d) – NFC Divisional Playoff

(w) – Wild Card Game

(M) – Milwaukee

(GB) – Green Bay

Record: At Levi's® Stadium: (0–1)

Lambeau Field: (5–12)

Points: At Levi's® Stadium: (3–17)

Lambeau Field: (315–413)



## HOUSTON TEXANS

Overall: 2–1

Home: 2–0

Away: 0–1

Date	Win	Score	Location	Date	Win	Score	Location	Date	Win	Score	Location
1/1/06	49ers	20–17 (OT)	SF	10/25/09	Texans	24–21	H	10/6/13	49ers	34–3	SF

Record: At Levi's® Stadium: (0–0)

NRG Stadium: (0–1)

Points: At Levi's® Stadium: (0–0)

NRG Stadium: (21–24)



## INDIANAPOLIS COLTS

Overall: 18–25

Home: 11–11

Away: 7–14

Date	Win	Score	Location	Date	Win	Score	Location	Date	Win	Score	Location
11/29/53	49ers	38–21	B	12/18/60	49ers	34–10	SF	9/15/68	Colts	27–10	B
12/13/53	49ers	45–14	SF	12/3/61	Colts	20–17	B	10/13/68	Colts	42–14	SF
11/28/54	Colts	17–13	B	12/16/61	Colts	27–24	SF	10/26/69	49ers	24–21	B
12/11/54	49ers	10–7	SF	10/7/62	49ers	21–13	B	11/16/69	49ers	20–17	SF
11/27/55	Colts	26–14	B	11/4/62	Colts	22–3	SF	11/12/72	49ers	24–21	SF
12/11/55	49ers	35–24	SF	9/22/63	Colts	20–14	SF	10/5/86	49ers	35–14	SF
12/2/56	49ers	20–17	B	10/13/63	Colts	20–3	B	9/10/89	49ers	30–24	I
12/16/56	49ers	30–17	SF	11/1/64	Colts	37–7	B	10/15/95	Colts	18–17	I
11/24/57	Colts	27–21	B	11/29/64	Colts	14–3	SF	10/18/98	49ers	34–31	SF
12/8/57	49ers	17–13	SF	10/3/65	Colts	27–24	B	11/25/01	49ers	40–21	I
11/30/58	Colts	35–27	B	10/31/65	Colts	34–28	SF	10/9/05	Colts	28–3	SF
12/14/58	49ers	21–12	SF	9/25/66	Colts	36–14	B	11/1/09	Colts	18–14	I
11/22/59	Colts	45–14	B	12/18/66	Colts	30–14	SF	9/22/13	Colts	27–7	SF
12/5/59	Colts	34–14	SF	10/1/67	Colts	41–7	B				
11/27/60	49ers	30–22	B	11/26/67	Colts	26–9	SF				

(B) – Baltimore

(I) – Indianapolis

Record: At Levi's® Stadium: (0–0)

Lucas Oil Stadium: (0–1)

Points: At Levi's® Stadium: (0–0)

Lucas Oil Stadium: (14–18)



## JACKSONVILLE JAGUARS

Overall: 2–2

Home: 1–0

Away: 1–2

Date	Win	Score	Location	Date	Win	Score	Location	Date	Win	Score	Location
9/12/99	Jaguars	41–3	J	11/29/09	49ers	20–3	SF	10/27/13	49ers	42–10	London
12/18/05	Jaguars	10–9	J								

Record: At Levi's® Stadium: (0–0)


EverBank Field: (0–2)


Points: At Levi's® Stadium: (0–0)

EverBank Field: (12–51)




# SAN FRANCISCO 49ERS


 KANSAS CITY CHIEFS				Overall: 7–5				Home: 5–1				Away: 2–4			
Date	Win	Score	Location	Date	Win	Score	Location	Date	Win	Score	Location	Date	Win	Score	Location
12/6/71	Chiefs	26–17	SF	12/14/91	49ers	28–14	SF	11/10/02	49ers	17–13	SF				
10/5/75	49ers	20–3	KC	9/11/94	Chiefs	24–17	KC	10/1/06	Chiefs	41–0	KC				
12/26/82	49ers	26–13	KC	11/30/97	Chiefs	44–9	KC	9/26/10	Chiefs	31–10	KC				
11/17/85	49ers	31–3	SF	11/12/00	49ers	21–7	SF	10/5/14	49ers	22–17	SF				
<b>Record:</b> At Levi's® Stadium: (1–0)				Arrowhead Stadium: (2–4)				<b>Points:</b> At Levi's® Stadium: (22–17)				Arrowhead Stadium: (82–156)			

 MIAMI DOLPHINS				Overall: 6–6				Home: 3–3				Away: 2–3				Neutral: 1–0			
Date	Win	Score	Location	Date	Win	Score	Location	Date	Win	Score	Location	Date	Win	Score	Location	Date	Win	Score	Location
9/16/73	Dolphins	21–13	M	1/20/85 (s)	49ers	38–16	ST	12/16/01	49ers	21–0	SF								
9/25/77	Dolphins	19–15	SF	9/28/86	49ers	31–16	M	11/28/04	Dolphins	24–17	SF								
11/16/80	Dolphins	17–13	M	12/6/92	49ers	27–3	SF	12/14/08	Dolphins	14–9	M								
11/6/83	Dolphins	20–17	SF	11/20/95	49ers	44–20	M	12/9/12	49ers	27–13	SF								
<b>Record:</b> At Levi's® Stadium: (0–0)				Sun Life Stadium: (1–1)				<b>Points:</b> At Levi's® Stadium: (0–0)				Sun Life Stadium: (53–34)							

(s) – Super Bowl XIX (Stanford, CA)


 MINNESOTA VIKINGS				Overall: 23–22–1				Home: 14–8–1				Away: 9–14			
Date	Win	Score	Location	Date	Win	Score	Location	Date	Win	Score	Location	Date	Win	Score	Location
10/15/61	49ers	38–24	M	11/7/71	49ers	13–9	M	9/15/91	Vikings	17–14	M				
11/26/61	49ers	38–28	SF	12/16/72	49ers	20–17	SF	12/13/92	49ers	20–17	M				
9/30/62	49ers	21–7	SF	10/14/73	Vikings	17–13	SF	10/3/93	49ers	38–19	SF				
12/2/62	49ers	35–12	M	9/21/75	Vikings	27–17	M	12/26/94	Vikings	21–14	M				
9/15/63	Vikings	24–20	SF	11/29/76	49ers	20–16	SF	12/18/95	49ers	37–30	SF				
9/29/63	Vikings	45–14	M	12/4/77	Vikings	28–27	M	12/7/97	49ers	28–17	SF				
10/25/64	Vikings	27–22	SF	9/2/79	Vikings	28–22	M	1/3/98 (d)	49ers	38–22	SF				
11/8/64	Vikings	24–7	M	9/8/83	49ers	48–17	M	10/24/99	Vikings	40–16	M				
10/24/65	Vikings	42–41	SF	12/8/84	49ers	51–7	SF	9/28/03	Vikings	35–7	M				
11/28/65	49ers	45–24	M	9/8/85	Vikings	28–21	M	11/5/06	49ers	9–3	SF				
9/11/66	Tie	20–20	SF	10/12/86	Vikings	27–24 (OT)	SF	12/9/07	Vikings	27–7	SF				
10/30/66	Vikings	28–3	M	1/9/88 (d)	Vikings	36–24	SF	9/27/09	Vikings	27–24	M				
9/17/67	49ers	27–21	M	10/30/88	49ers	24–21	SF	9/23/12	Vikings	24–13	M				
12/8/68	Vikings	30–20	SF	1/1/89 (d)	49ers	34–9	SF	9/14/15	49ers	20–3	SF				
12/14/69	Vikings	10–7	M	1/6/90 (d)	49ers	41–13	SF								
12/27/70 (d)	49ers	17–14	M	12/30/90	49ers	20–17	M								
<b>Record:</b> At Levi's® Stadium: (1–0)				Metrodome: (3–7)				<b>Points:</b> At Levi's® Stadium: (20–3)				Metrodome: (197–243)			

(d) – NFC Divisional Playoff

 NEW ENGLAND PATRIOTS				Overall: 8–4				Home: 4–1				Away: 4–3			
Date	Win	Score	Location	Date	Win	Score	Location	Date	Win	Score	Location	Date	Win	Score	Location
10/31/71	49ers	27–10	SF	12/14/86	49ers	29–24	NE	12/20/98	Patriots	24–21	NE				
10/26/75	Patriots	24–16	NE	10/22/89	49ers	37–20	S	1/2/05	Patriots	21–7	NE				
11/30/80	49ers	21–17	SF	10/11/92	49ers	24–12	NE	10/5/08	Patriots	30–21	SF				
10/2/83	49ers	33–13	NE	9/17/95	49ers	28–3	SF	12/16/12	49ers	41–34	NE				
<b>Record:</b> At Levi's® Stadium: (0–0)				Gillette Stadium: (1–1)				<b>Points:</b> At Levi's® Stadium: (0–0)				Gillette Stadium: (48–55)			


(S) – Stanford, CA

# SAN FRANCISCO 49ERS

 <b>NEW ORLEANS SAINTS</b>				Overall: 48–25–2				Home: 23–11–2				Away: 25–14			
Date	Win	Score	Location	Date	Win	Score	Location	Date	Win	Score	Location	Date	Win	Score	Location
10/22/67	49ers	27–13	SF	12/20/81	49ers	21–17	NO	11/28/94	49ers	35–14	NO				
11/23/69	Saints	43–38	NO	11/28/82	Saints	23–20	SF	9/3/95	49ers	24–22	NO				
10/18/70	Tie	20–20	SF	10/16/83	49ers	32–13	NO	10/29/95	Saints	11–7	SF				
12/13/70	49ers	38–27	NO	11/13/83	49ers	27–0	SF	9/1/96	49ers	27–11	SF				
9/26/71	49ers	38–20	NO	09/16/84	49ers	30–20	SF	11/3/96	49ers	24–17	NO				
11/14/71	Saints	26–20	SF	11/25/84	49ers	35–3	NO	9/14/97	49ers	33–7	SF				
10/1/72	49ers	37–2	NO	9/29/85	Saints	20–17	SF	10/26/97	49ers	23–0	NO				
10/22/72	Tie	20–20	SF	12/15/85	49ers	31–19	NO	10/11/98	49ers	31–0	NO				
10/21/73	49ers	40–0	SF	9/21/86	49ers	26–17	SF	11/22/98	49ers	31–20	SF				
12/9/73	Saints	16–10	NO	11/2/86	Saints	23–10	NO	09/19/99	49ers	28–21	SF				
9/15/73	49ers	17–13	NO	10/25/87	49ers	24–22	NO	11/14/99	Saints	24–6	NO				
12/15/74	49ers	35–21	SF	11/15/87	Saints	26–24	SF	11/5/00	Saints	31–15	NO				
10/19/75	49ers	35–21	SF	9/4/88	49ers	34–33	NO	12/10/00	Saints	31–27	SF				
11/23/75	49ers	16–6	NO	12/11/88	49ers	30–17	SF	11/11/01	49ers	28–27	SF				
10/17/76	49ers	33–3	SF	10/8/89	49ers	24–20	NO	1/6/02	49ers	38–0	NO				
12/12/76	49ers	27–7	NO	11/6/89	49ers	31–13	SF	10/20/02	Saints	35–27	NO				
11/13/77	49ers	10–7 (OT)	NO	9/10/90	49ers	13–12	NO	9/19/04	Saints	30–27	NO				
11/27/77	49ers	20–17	SF	12/23/90	Saints	13–10	SF	12/3/06	Saints	34–10	NO				
10/15/78	Saints	14–7	SF	11/10/91	Saints	10–3	NO	10/28/07	Saints	31–10	SF				
12/3/78	Saints	24–13	NO	12/1/91	49ers	38–24	SF	9/28/08	Saints	31–17	NO				
9/23/79	Saints	30–21	SF	9/27/92	49ers	16–10	NO	9/20/10	Saints	25–22	SF				
11/11/79	Saints	31–20	NO	11/15/92	49ers	21–20	SF	<b>1/14/12 (d) 49ers</b>	<b>36–32</b>	<b>SF</b>					
9/7/80	49ers	26–23	NO	9/26/93	Saints	16–13	NO	11/25/12	49ers	31–21	NO				
12/7/80	49ers	38–35 (OT)	SF	11/22/93	49ers	42–7	SF	11/17/13	Saints	23–20	NO				
9/27/81	49ers	21–14	SF	9/25/94	49ers	24–13	SF	11/9/14	49ers	27–24 (OT)	NO				

(d) – NFC Divisional Playoff

<b>Record:</b> At Levi's® Stadium: (0–0)	<b>Superdome:</b> (21–12)	<b>Points:</b> At Levi's® Stadium: (0–0)	<b>Superdome:</b> (723–602)
--	---------------------------	--	-----------------------------


 <b>NEW YORK GIANTS</b>				Overall: 19–20				Home: 11–9				Away: 8–11			
Date	Win	Score	Location	Date	Win	Score	Location	Date	Win	Score	Location	Date	Win	Score	Location
11/9/52	Giants	23–14	NY	<b>1/3/82 (d) 49ers</b>	<b>38–24</b>	<b>SF</b>		<b>1/15/94 (d) 49ers</b>	<b>44–3</b>	<b>SF</b>					
9/30/56	Giants	38–21	SF	10/8/84	49ers	31–10	NY	10/1/95	49ers	20–6	SF				
12/1/57	49ers	27–17	NY	<b>12/29/84 (d) 49ers</b>	<b>21–10</b>	<b>SF</b>		11/30/98	49ers	31–7	SF				
9/25/60	Giants	21–19	SF	<b>12/29/85 (w) Giants</b>	<b>17–3</b>	<b>NY</b>		9/5/02	49ers	16–13	NY				
11/17/63	Giants	48–14	NY	12/1/86	Giants	21–17	SF	<b>1/5/03 (w) 49ers</b>	<b>39–38</b>	<b>SF</b>					
10/20/68	49ers	26–10	NY	<b>1/4/87 (d) Giants</b>	<b>49–3</b>	<b>NY</b>		11/6/05	Giants	24–6	SF				
10/15/72	Giants	23–17	SF	10/5/87	49ers	41–21	NY	10/21/07	Giants	33–15	NY				
12/21/75	Giants	26–23	SF	9/11/88	49ers	20–17	NY	10/19/08	Giants	29–17	NY				
10/16/77	Giants	20–17	NY	11/27/89	49ers	34–24	SF	11/13/11	49ers	27–20	SF				
9/24/78	Giants	27–10	NY	12/3/90	49ers	7–3	SF	<b>1/22/12 (c) Giants</b>	<b>20–17 (OT)</b>	<b>SF</b>					
10/14/79	Giants	32–16	NY	<b>1/20/91 (c) Giants</b>	<b>15–13</b>	<b>SF</b>		10/14/12	Giants	26–3	SF				
11/23/80	49ers	12–0	SF	9/2/91	Giants	16–14	NY	11/16/14	49ers	16–10	NY				
11/29/81	49ers	17–10	SF	9/6/92	49ers	31–14	NY	10/11/15	Giants	30–27	NY				

(d) – NFC Divisional Playoff

(c) – NFC Championship Game


(w) – Wild Card Game


<b>Record:</b> At Levi's® Stadium: (0–0)	<b>MetLife Stadium:</b> (1–1)	<b>Points:</b> At Levi's® Stadium: (0–0)	<b>MetLife Stadium:</b> (43–40)
--	-------------------------------	--	---------------------------------


 <b>NEW YORK JETS</b>				Overall: 10–2				Home: 4–1				Away: 6–1			
Date	Win	Score	Location	Date	Win	Score	Location	Date	Win	Score	Location	Date	Win	Score	Location
11/28/71	49ers	24–21	NY	12/7/86	49ers	24–10	SF	10/1/01	49ers	19–17	NY				
10/3/76	49ers	17–6	SF	10/29/89	49ers	23–10	NY	10/17/04	Jets	22–14	NY				
9/21/80	49ers	32–27	NY	9/20/92	49ers	31–14	NY	12/7/08	49ers	24–14	SF				
10/30/83	Jets	27–13	SF	9/6/98	49ers	36–30 (OT)	SF	9/30/12	49ers	34–0	NY				


<b>Record:</b> At Levi's® Stadium: (0–0)	<b>MetLife Stadium:</b> (1–0)	<b>Points:</b> At Levi's® Stadium: (0–0)	<b>MetLife Stadium:</b> (34–0)
--	-------------------------------	--	--------------------------------

# SAN FRANCISCO 49ERS

 OAKLAND RAIDERS				Overall: 6–7				Home: 3–4				Away: 3–3			
Date	Win	Score	Location	Date	Win	Score	Location	Date	Win	Score	Location	Date	Win	Score	Location
12/20/70	49ers	38–7	O	11/13/88	Raiders	9–3	SF	10/8/06	49ers	34–20	SF				
10/27/74	Raiders	35–24	SF	9/29/91	Raiders	12–6	LA	10/17/10	49ers	17–9	SF				
11/4/79	Raiders	23–10	O	9/5/94	49ers	44–14	SF	12/7/14	Raiders	24–13	O				
9/12/82	Raiders	23–17	SF	10/8/00	Raiders	34–28 (OT)	SF								
9/22/85	49ers	34–10	LA	11/3/02	49ers	23–20 (OT)	O								
(LA) = Los Angeles (O) = Oakland															
<b>Record:</b> At Levi's® Stadium: (0–0)				<b>O.co Coliseum:</b> (2–2)				<b>Points:</b> At Levi's® Stadium: (0–0)				<b>O.co Coliseum:</b> (84–74)			

 PHILADELPHIA EAGLES				Overall: 19–12–1				Home: 9–8				Away: 10–4–1			
Date	Win	Score	Location	Date	Win	Score	Location	Date	Win	Score	Location	Date	Win	Score	Location
10/6/51	Eagles	21–14	P	11/30/75	Eagles	27–17	P	12/22/01	49ers	13–3	SF				
9/27/51	49ers	31–21	SF	9/3/83	Eagles	22–17	SF	11/25/02	Eagles	38–17	SF				
11/25/56	Tie	10–10	P	9/23/84	49ers	21–9	P	12/21/03	49ers	31–28 (OT)	P				
10/19/58	49ers	30–24	P	11/3/85	49ers	24–13	SF	9/18/05	Eagles	42–3	P				
9/27/59	49ers	24–14	SF	9/24/89	49ers	38–28	P	9/24/06	Eagles	38–24	SF				
9/20/64	49ers	28–24	P	10/27/91	49ers	23–7	P	10/12/08	Eagles	40–26	SF				
11/20/66	Eagles	35–34	SF	11/29/92	49ers	20–14	SF	12/20/09	Eagles	27–13	P				
10/15/67	49ers	28–27	P	1/3/94	Eagles	37–34 (OT)	SF	10/10/10	Eagles	27–24	SF				
12/21/69	49ers	14–13	SF	10/2/94	Eagles	40–8	SF	10/2/11	49ers	24–23	P				
10/3/71	49ers	31–3	P	12/29/96 (w)	49ers	14–0	SF	9/28/14	49ers	26–21	SF				
12/27/73	49ers	38–28	SF	11/10/97	49ers	24–12	P								
(w) – Wild Card Game															
<b>Record:</b> At Levi's® Stadium: (1–0)				<b>Lincoln Financial Field:</b> (2–2)				<b>Points:</b> At Levi's® Stadium: (26–21)				<b>Lincoln Financial Field:</b> (71–120)			

 PITTSBURGH STEELERS				Overall: 11–10				Home: 5–5				Away: 6–5			
Date	Win	Score	Location	Date	Win	Score	Location	Date	Win	Score	Location	Date	Win	Score	Location
10/14/51	49ers	28–24	P	12/15/73	Steelers	37–14	SF	9/5/93	49ers	24–13	P				
12/7/52	Steelers	24–7	SF	9/19/77	Steelers	27–0	P	12/15/96	49ers	25–15	P				
11/20/54	49ers	31–3	P	11/27/78	Steelers	24–7	SF	11/7/99	Steelers	27–6	SF				
9/28/58	49ers	23–20	SF	11/1/81	49ers	17–14	P	11/17/03	49ers	30–14	SF				
10/29/61	Steelers	20–10	P	10/14/84	Steelers	20–17	SF	9/23/07	Steelers	37–16	P				
9/26/65	49ers	27–17	SF	9/13/87	Steelers	30–17	P	12/19/11	49ers	20–3	SF				
11/24/68	49ers	45–28	P	10/21/90	49ers	27–7	SF	9/20/15	Steelers	43–18	P				
<b>Record:</b> At Levi's® Stadium: (0–0)				<b>Heinz Field:</b> (0–2)				<b>Points:</b> At Levi's® Stadium: (0–0)				<b>Heinz Field:</b> (34–80)			

 SAN DIEGO CHARGERS				Overall: 7–7				Home: 3–3				Away: 3–4				Neutral: 1–0			
Date	Win	Score	Location	Date	Win	Score	Location	Date	Win	Score	Location	Date	Win	Score	Location	Date	Win	Score	Location
9/17/72	49ers	34–3	SF	9/8/91	49ers	34–14	SF	11/17/02	Chargers	20–17 (OT)	SD								
12/5/76	Chargers	13–7 (OT)	SD	12/11/94	49ers	38–15	SD	10/15/06	Chargers	48–19	SF								
9/30/79	Chargers	31–9	SD	1/29/95 (s)	49ers	49–26	M	12/16/10	Chargers	34–7	SD								
12/11/82	Chargers	41–37	SF	11/23/97	49ers	17–10	SF	12/20/14	Chargers	38–35 (OT)	SF								
11/27/88	49ers	48–10	SD	12/3/00	49ers	45–17	SD												
(s) – Super Bowl XXIX (M) – Joe Robbie Stadium (Miami, FL)																			
<b>Record:</b> At Levi's® Stadium: (0–1)				<b>Qualcomm Stadium:</b> (3–4)				<b>Points:</b> At Levi's® Stadium: (35–38)				<b>Qualcomm Stadium:</b> (171–140)							

# SAN FRANCISCO 49ERS



## SEATTLE SEAHAWKS

Overall: 15–20

Home: 8–8

Away: 7–12

Date	Win	Score	Location	Date	Win	Score	Location	Date	Win	Score	Location
9/26/76	49ers	37–21	S	11/20/05	Seahawks	27–25	SF	9/11/11	49ers	33–17	SF
10/7/79	Seahawks	35–24	SF	12/11/05	Seahawks	41–3	S	12/24/11	49ers	19–17	S
11/25/85	49ers	19–6	SF	11/19/06	49ers	20–14	SF	10/18/12	49ers	13–6	SF
9/25/88	49ers	38–7	S	12/14/06	49ers	24–14	S	12/23/12	Seahawks	42–13	S
12/8/91	49ers	24–22	S	9/30/07	Seahawks	23–3	SF	9/15/13	Seahawks	29–3	S
12/21/97	Seahawks	38–9	S	11/12/07	Seahawks	24–0	S	12/8/13	49ers	19–17	SF
10/14/02	49ers	28–21	S	9/14/08	49ers	33–30 (OT)	S	<b>1/19/14 (c)</b>	<b>Seahawks</b>	<b>23–17</b>	<b>S</b>
12/1/02	49ers	31–24	SF	10/26/08	Seahawks	34–13	SF	11/27/14	Seahawks	19–3	SF
10/12/03	Seahawks	20–19	S	9/20/09	49ers	23–10	SF	12/14/14	Seahawks	17–7	S
12/27/03	Seahawks	24–17	SF	12/6/09	Seahawks	20–17	S	10/22/15	Seahawks	20–3	SF
9/26/04	Seahawks	34–0	S	9/12/10	Seahawks	31–6	S	11/22/15	Seahawks	29–13	S
11/7/04	Seahawks	42–27	SF	12/12/10	49ers	40–21	SF				

(c) – NFC Championship Game

<b>Record:</b> At Levi's® Stadium: (0–2)	<b>CenturyLink Field:</b> (4–11)	<b>Points:</b> At Levi's® Stadium: (6–39)	<b>CenturyLink Field:</b> (218–376)
--	----------------------------------	---	-------------------------------------



## ST. LOUIS RAMS

Overall: 65–64–3

Home: 32–32–2

Away: 33–32–1

Date	Win	Score	Location	Date	Win	Score	Location	Date	Win	Score	Location
10/1/50	Rams	35–14	SF	10/8/72	Rams	31–7	LA	11/28/93	49ers	35–10	A
11/5/50	Rams	28–21	LA	12/4/72	Rams	26–16	SF	9/18/94	49ers	34–19	A
10/28/51	49ers	44–17	SF	9/30/73	Rams	40–20	SF	11/20/94	49ers	31–27	SF
11/4/51	Rams	23–16	LA	11/18/73	Rams	31–13	LA	10/22/95	49ers	44–10	SLB
11/23/52	Rams	35–9	LA	10/20/74	Rams	37–14	LA	11/26/95	49ers	41–13	SF
11/30/52	Rams	34–21	SF	11/4/74	Rams	15–13	SF	9/8/96	49ers	34–0	SF
10/4/53	49ers	31–30	SF	9/28/75	Rams	23–14	SF	10/6/96	49ers	28–11	SL
11/8/53	49ers	31–27	LA	11/9/75	49ers	24–23	LA	9/7/97	49ers	30–10	SL
10/3/54	Tie	24–24	LA	10/11/76	49ers	16–0	LA	10/12/97	49ers	15–12	SF
11/7/54	Rams	42–34	SF	11/21/76	Rams	23–3	SF	10/25/98	49ers	28–10	SL
09/25/55	Rams	23–14	SF	10/2/77	Rams	34–14	LA	12/27/98	49ers	38–19	SF
11/6/55	Rams	27–14	LA	11/20/77	Rams	23–10	SF	10/10/99	Rams	42–20	SL
10/7/56	49ers	33–30	SF	10/8/78	Rams	27–10	LA	11/21/99	Rams	23–7	SF
11/11/56	Rams	30–6	LA	11/19/78	Rams	31–28	SF	9/17/00	Rams	41–24	SL
10/6/57	49ers	23–20	SF	9/16/79	Rams	27–24	LA	10/29/00	Rams	34–24	SF
11/10/57	Rams	37–24	LA	11/25/79	Rams	26–20	SF	9/23/01	Rams	30–26	SF
10/5/58	Rams	33–3	SF	10/5/80	Rams	48–26	A	12/9/01	Rams	27–14	SL
11/9/58	Rams	56–7	LA	10/19/80	Rams	31–17	SF	10/6/02	49ers	37–13	SF
10/4/59	49ers	34–0	SF	10/25/81	49ers	20–17	SF	12/30/02	Rams	31–20	SL
11/8/59	49ers	24–16	LA	11/22/81	49ers	33–31	A	9/14/03	Rams	27–24 (OT)	SL
10/2/60	49ers	13–9	SF	12/2/82	49ers	30–24	A	11/2/03	49ers	30–10	SF
12/4/60	49ers	23–7	LA	1/2/83	Rams	21–20	SF	10/3/04	Rams	24–14	SF
10/8/61	49ers	35–0	SF	10/9/83	Rams	10–7	SF	12/5/04	Rams	16–6	SL
11/12/61	Rams	17–7	LA	10/23/83	49ers	45–35	A	9/11/05	49ers	28–25	SF
10/27/62	Rams	28–14	SF	10/28/84	49ers	33–0	A	12/24/05	49ers	24–20	SL
11/18/62	49ers	24–17	LA	12/14/84	49ers	19–16	SF	9/17/06	49ers	20–13	SF
10/27/63	Rams	28–21	LA	10/27/85	49ers	28–14	A	11/26/06	Rams	20–17	SL
12/1/63	Rams	21–17	SF	12/9/85	Rams	27–20	SF	9/16/07	49ers	17–16	SL
10/18/64	Rams	42–14	LA	9/14/86	Rams	16–13	A	11/18/07	Rams	13–9	SF
12/6/64	49ers	28–7	SF	12/19/86	49ers	24–14	SF	11/16/08	49ers	35–16	SF
10/17/65	49ers	45–21	LA	11/1/87	49ers	31–10	A	12/21/08	49ers	17–16	SL
11/21/65	49ers	30–27	SF	12/27/87	49ers	48–0	SF	10/4/09	49ers	35–0	SF
9/30/66	Rams	34–3	LA	10/16/88	49ers	24–21	A	1/3/10	49ers	28–6	SL
11/6/66	49ers	21–13	SF	12/18/88	Rams	38–16	SF	11/14/10	49ers	23–20 (OT)	SF
10/8/67	49ers	27–24	LA	10/1/89	Rams	13–12	SF	12/26/10	Rams	25–17	SL
11/5/67	Rams	17–7	SF	12/11/89	49ers	30–27	A	12/4/11	49ers	26–0	SF
10/6/68	Rams	24–10	LA	<b>1/14/90 (c)</b>	<b>49ers</b>	<b>30–3</b>	<b>SF</b>	1/1/12	49ers	34–27	SL
11/17/68	Tie	20–20	SF	11/25/90	Rams	28–17	SF	11/11/12	Tie	24–24 (OT)	SF
10/12/69	Rams	27–21	SF	12/17/90	49ers	26–10	A	12/2/12	Rams	16–13 (OT)	SL
11/9/69	Rams	41–30	LA	9/22/91	49ers	27–10	SF	9/26/13	49ers	35–11	SL
10/11/70	49ers	20–6	LA	11/25/91	49ers	33–10	A	12/1/13	49ers	23–13	SF
11/29/70	Rams	30–13	SF	10/4/92	49ers	27–24	SF	10/13/14	49ers	31–17	SL
10/10/71	Rams	20–13	SF	11/22/92	49ers	27–10	A	11/2/14	Rams	13–10	SF
11/21/71	Rams	17–6	LA	10/31/93	49ers	40–17	SF	11/1/15	Rams	27–6	SL

(c) – NFC Championship Game

(LA) = Los Angeles

(A) = Anaheim

(SL) = St. Louis


(SLB) = Busch Memorial Stadium


<b>Record:</b> At Levi's® Stadium: (0–1)	<b>Edward Jones Dome:</b> (10–10)	<b>Points:</b> At Levi's® Stadium: (10–13)	<b>Edward Jones Dome:</b> (418–418)
--	-----------------------------------	--	-------------------------------------

2015 SEASON


MEDIA GUIDE

# SAN FRANCISCO 49ERS

 TAMPA BAY BUCCANEERS				Overall: 17–5				Home: 12–2				Away: 5–3			
Date	Win	Score	Location	Date	Win	Score	Location	Date	Win	Score	Location	Date	Win	Score	Location
10/30/77	49ers	20–10	SF	9/17/89	49ers	20–16	TB	11/21/04	Bucs	35–3	TB				
12/10/78	49ers	6–3	SF	11/18/90	49ers	31–7	SF	10/30/05	49ers	15–10	SF				
12/9/79	49ers	23–7	SF	12/19/92	49ers	21–14	SF	12/23/07	49ers	21–19	SF				
10/26/80	Bucs	24–23	SF	11/14/93	49ers	45–21	TB	11/21/10	Bucs	21–0	SF				
12/4/83	49ers	35–21	SF	10/23/94	49ers	41–16	SF	10/9/11	49ers	48–3	SF				
11/18/84	49ers	24–17	SF	8/31/97	Bucs	13–6	TB	12/15/13	49ers	33–14	TB				
9/7/86	49ers	31–7	TB	1/12/03	Bucs	31–6	TB								
11/22/87	49ers	24–10	TB	10/19/03	49ers	24–7	SF								
<b>Record:</b> At Levi's® Stadium: (0–0)				Raymond James Stadium: (1–2)				<b>Points:</b> At Levi's® Stadium: (0–0)				Raymond James Stadium: (42–80)			

 TENNESSEE TITANS				Overall: 8–5				Home: 3–3				Away: 5–2			
Date	Win	Score	Location	Date	Win	Score	Location	Date	Win	Score	Location	Date	Win	Score	Location
11/15/70	49ers	30–20	H	11/8/87	49ers	27–20	SF	11/27/05	Titans	33–22	T				
12/7/75	Oilers	27–13	SF	10/7/90	49ers	24–21	H	11/08/09	Titans	34–27	SF				
9/17/78	Oilers	20–19	H	12/25/93	Oilers	10–7	SF	10/20/13	49ers	31–17	T				
12/13/81	49ers	28–6	SF	10/27/96	49ers	10–9	H								
10/21/84	49ers	34–21	H	10/3/99	49ers	24–22	SF								
<b>Record:</b> At Levi's® Stadium: (0–0)				LP Field: (1–1)				<b>Points:</b> At Levi's® Stadium: (0–0)				LP Field: (53–50)			

(H) – Houston

 WASHINGTON REDSKINS				Overall: 20–10–1				Home: 12–3–1				Away: 8–7			
Date	Win	Score	Location	Date	Win	Score	Location	Date	Win	Score	Location	Date	Win	Score	Location
11/16/52	49ers	23–17	W	10/4/81	49ers	30–17	W	9/14/98	49ers	45–10	W				
9/26/54	49ers	41–7	SF	1/8/84 (c)	Redskins	24–21	W	12/26/99	Redskins	26–20 (OT)	SF				
11/13/55	Redskins	7–0	W	9/10/84	49ers	37–31	SF	9/22/02	49ers	20–10	SF				
9/17/61	49ers	35–3	SF	12/1/85	49ers	35–8	W	12/18/04	Redskins	26–16	SF				
11/12/67	Redskins	31–28	W	11/17/86	Redskins	14–6	W	10/23/05	Redskins	52–17	W				
10/5/69	Tie	17–17	SF	11/21/88	49ers	37–21	SF	12/28/08	49ers	27–24	SF				
9/20/70	49ers	26–17	SF	9/16/90	49ers	26–13	SF	11/6/11	49ers	19–11	W				
12/26/71 (d)	49ers	24–20	SF	1/12/91 (d)	49ers	28–10	SF	11/25/13	49ers	27–6	W				
11/11/73	Redskins	33–9	W	1/9/93 (d)	49ers	20–13	SF	11/23/14	49ers	17–13	SF				
11/7/76	Redskins	24–21	SF	11/6/94	49ers	37–22	W								
10/29/78	Redskins	38–20	W	11/24/96	49ers	19–16 (OT)	W								
<b>Record:</b> At Levi's® Stadium: (1–0)				FedExField: (3–1)				<b>Points:</b> At Levi's® Stadium: (17–13)				FedExField: (108–79)			

(c) – NFC Championship Game (d) – NFC Divisional Playoff



## 49ERS PRIMETIME GAMES (NATIONAL FOOTBALL LEAGUE - 1970-PRESENT)

### 49ERS PRIMETIME RESULTS

Prime Time	69-37 (home - 41-18, road - 28-19)
Monday Nights	47-25 (home - 26-11, road - 21-14)
Sunday Nights	14-14 (home - 10-6, road - 4-8)
Thursday Nights	7-4 (home - 3-2, road - 4-2)
Thanksgiving Day	2-2-1 (road - 2-2-1)

Friday Nights	2-0 (home - 2-0)
Saturday Nights	1-3 (home - 1-1, road - 0-2)
Games After Monday	38-21 (home - 29-5, road - 9-16)
Games After Monday Win	25-13 (home - 17-3, road - 8-10)
Games After Monday Loss	13-8 (home - 12-2, road - 1-6)

49ERS ON MONDAY NIGHTS					
YEAR	DATE	OPPONENT	SCORE	W/L	ATTEND.
2015	Sept. 14	Min.	20-3	W	70,799
2014	Oct. 13	at StL	31-17	W	56,851
2013	Nov. 25	at Was.	27-6	W	79,773
	Dec. 23	Atl.	34-24	W	69,732
2012	Oct. 29	at Arz.	24-3	W	62,810
	Nov. 19	Chi.	32-7	W	69,732
2011	Dec. 19	Pit.	20-3	W	69,732
2010	Sept. 20	NO	25-22	L	69,732
	Nov. 29	at Arz.	27-6	W	62,308
2009	Dec. 14	Arz.	24-9	W	69,732
2008	Nov. 10	at Arz.	24-29	L	64,519
2007	Sept. 10	Arz.	20-17	W	68,111
	Nov. 12	at Sea.	0-24	L	68,331
2003	Nov. 17	Pit.	30-14	W	67,877
2002	Oct. 14	at Sea.	28-21	W	66,420
	Nov. 25	Phi.	17-38	L	67,919
	Dec. 30	at StL	21-30	L	66,118
2001	Oct. 1	at NYJ	19-17	W	78,722
1999	Sept. 27	at Ari.	24-10	W	72,100
	Nov. 29	GB	3-20	L	68,304
	Jan. 3,	at Atl.	29-34	L	57,980
1998	Sept. 14	at Was.	45-10	W	76,798
	Nov. 30	NYG	31-7	W	68,212
	Dec. 14	Det.	35-13	W	68,585
1997	Sept. 29	at Car.	34-21	W	70,972
	Nov. 10	at Phi.	24-12	W	67,133
	Dec. 15	Den.	34-17	W	68,461
1996	Oct. 14	at GB	20-23 (OT)	L	60,716
	Dec. 2	at Atl.	34-10	W	46,318
	Dec. 23	Det.	24-14	W	61,921
1995	Sept. 25	at Det.	24-27	L	76,236
	Nov. 20	at Mia.	44-20	W	73,080
	Dec. 18	Min.	37-30	W	64,975
1994	Sept. 5	LA Raiders	44-14	W	68,032
	Nov. 28	at NO	35-14	W	61,304
	Dec. 26	at Min.	14-21	L	63,326
1993	Sept. 13	at Cle.	13-23	L	78,218
	Nov. 22	NO	42-7	W	66,500
	Jan. 3	Phi.	34-37 (OT)	L	61,653
1992	Nov. 9	at Atl.	41-3	W	67,404
	Dec. 28	Det.	24-6	W	55,907
1991	Sept. 2	at NYG	14-16	L	76,319
	Nov. 25	at LA Rams	33-10	W	61,881
	Dec. 23	Chi.	52-14	W	60,419
1990	Sept. 10	at NO	13-12	W	68,629
	Dec. 3	NYG	7-3	W	66,092
	Dec. 17	at LA Rams	26-10	W	65,619
1989	Nov. 6	NO	31-13	W	63,461
	Nov. 27	NYG	34-24	W	63,461
	Dec. 11	at LA Rams	30-27	W	67,959
1988	Oct. 24	at Chi.	9-10	L	65,293
	Nov. 21	Was.	37-21	W	59,268
1987	Oct. 5	at NYG	41-21	W	16,471
	Dec. 14	Chi.	41-0	W	63,509
1986	Nov. 17	at Was.	6-14	L	54,774
	Dec. 1	NYG	17-21	L	59,777
1985	Nov. 11	at Den.	16-17	L	73,173
	Nov. 25	Sea.	19-6	W	57,482
	Dec. 9	LA Rams	20-27	L	60,581
1984	Sept. 10	Was.	37-31	W	59,707
	Oct. 8	at NYG	31-10	W	76,112
1983	Dec. 19	Dal.	42-17	W	59,957
1978	Nov. 27	Pit.	7-24	L	51,657
1977	Sept. 19	at Pit.	0-27	L	48,046
	Dec. 12	Dal.	35-42	L	55,848
1976	Oct. 11	at LA Rams	16-0	W	84,483
	Nov. 29	Min.	20-16	W	56,775

49ERS ON MONDAY NIGHTS (Cont.)					
YEAR	DATE	OPPONENT	SCORE	W/L	ATTEND.
1974	Oct. 14	at Det.	13-17	L	45,199
	Nov. 4	LA Rams	13-15	L	57,526
1973	Nov. 26	GB	20-6	W	49,244
1972	Dec. 4	LA Rams	16-26	L	60,175
1971	Dec. 6	KC	17-26	L	45,306

49ERS ON SUNDAY NIGHTS					
YEAR	DATE	OPPONENT	SCORE	W/L	ATTEND.
2015	Oct. 11	at NYG	27-30	L	78,515
2014	Oct. 19	at Den.	17-42	L	77,047
	Sept. 14	Chi.	20-28	L	70,799
2013	Oct. 6	Hou.	34-3	W	69,732
	Sept. 15	at Sea.	3-29	L	68,338
2012	Dec. 23	at Sea.	13-42	L	68,161
	Dec. 16	at NE	41-34	W	68,756
	Sept. 16	Det.	27-19	W	69,732
2010	Oct. 10	Phi.	27-24	L	69,732
2005	Oct. 2	at Arz. (M.C.)	14-31	L	103,467
2004	Oct. 3	StL	14-24	L	66,696
	Oct. 31	at Chi.	13-23	L	62,054
2003	Oct. 12	at Sea.	19-20	L	66,437
2001	Oct. 7	Car.	24-14	W	66,944
	Dec. 2	Buf.	35-0	W	67,252
1999	Dec. 26	Was.	20-26 (OT)	L	68,329
1998	Nov. 22	NO	31-20	W	68,429
1997	Dec. 21	at Sea.	9-38	L	66,253
1996	Nov. 3	at NO	24-17	W	53,297
1995	Dec. 3	Buf.	27-17	W	65,568
1994	Nov. 20	LA Rams	31-27	W	62,774
1993	Dec. 5	Cin.	21-8	W	60,039
1992	Sept. 27	at NO	16-10	W	68,591
1990	Nov. 11	at Dal.	24-6	W	62,966
1988	Dec. 18	LA Rams	16-38	L	62,444
1987	Nov. 29	Cle.	38-24	W	60,243
	Dec. 27	LA Rams	48-0	W	57,953
1982	Dec. 19	Atl.	7-17	L	53,234

49ERS ON THURSDAY NIGHTS					
YEAR	DATE	OPPONENT	SCORE	W/L	ATTEND.
2015	Oct. 22	Sea.	20-3	L	70,799
2014	Nov. 27	Sea.	19-3	L	70,799
2013	Sept. 26	at StL	35-11	W	56,640
2012	Oct. 18	Sea.	13-6	W	69,732
2011	Nov. 24	at Bal.	16-6	L	71,345
2010	Dec. 16	at SD	34-7	L	67,820
2009	Nov. 12	Chi.	10-6	W	69,732
2006	Dec. 14	at Sea.	24-14	W	67,650
2002	Sept. 5	at NYG	16-13	W	78,748
1983	Sept. 8	at Min.	48-17	W	58,167
1982	Dec. 2	LA Rams	30-24	W	58,574

49ERS ON THURSDAY THANKSGIVING DAY GAMES					
YEAR	DATE	OPPONENT	SCORE	W/L	ATTEND.
2014	Nov. 27	Sea.	19-3	L	70,799
2011	Nov. 24	at Bal.	16-6	L	71,345
1972	Nov. 23	at Dal.	31-10	W	65,214

49ERS ON FRIDAY NIGHTS					
YEAR	DATE	OPPONENT	SCORE	W/L	ATTEND.
1986	Dec. 19	LA Rams	24-14	W	60,266
1984	Dec. 14	LA Rams	19-16	W	59,743

49ERS ON SATURDAY NIGHTS					
YEAR	DATE	OPPONENT	SCORE	W/L	ATTEND.
2014	Dec. 20	vs. SD	38-35	L	70,699
2007	Dec. 13	vs. Cin.	20-13	W	68,053
1999	Dec. 18	at Car.	24-41	L	62,373
1993	Dec. 11	at Atl.	24-27	L	64,688

## 49ERS MONDAY NIGHT SINGLE GAME RECORDS

### RUSHING YARDS

NAME	ATT	YDS	OPPONENT	DATE
Hearst, Garrison	24	198	Det.	12/14/98
Gore, Frank	25	167	Arz.	12/14/09
Hearst, Garrison	20	166	NYG	11/30/98
Jackson, Wilbur	30	156	Min.	11/29/76
Williams, Delvin	20	153	Min.	11/29/76
Hearst, Garrison	28	141	at Car.	9/29/77
Hearst, Garrison	22	138	at Was.	9/14/98
Westbrook, Brian	23	136	at Arz.	11/29/10
Carter, Dexter	13	124	at LA Rams	12/17/90
Craig, Roger	22	117	at Den.	11/11/85
Watters, Ricky	16	116	NO	11/22/93
<b>Gore, Frank</b>	<b>20</b>	<b>112</b>	<b>NO</b>	<b>9/20/10</b>
Watters, Ricky	26	105	at NO	11/28/94
Kirby, Terry	12	105	at Atl.	12/2/96
Phillips, Lawrence	9	102	at Arz.	9/27/99

### RECEIVING YARDS

NAME	NO	YDS	OPPONENT	DATE
Rice, Jerry	14	289	Min.	12/18/95
Taylor, John	11	286	at LA Rams	12/11/89
Rice, Jerry	10	241	LA Rams	12/9/85
Rice, Jerry	12	204	at Was.	11/17/86
Rice, Jerry	11	181	at Det.	9/25/95
Rice, Jerry	7	169	LA Rams	9/5/94
Owens, Terrell	13	166	Phi.	11/25/02
Owens, Terrell	8	155	Pit.	11/17/03
Rice, Jerry	8	149	at Mia.	11/20/95
Rice, Jerry	6	143	at Atl.	1/3/00
Owens Terrell	5	140	NYG	11/30/98

### TOTAL YARDS FROM SCRIMMAGE - RUSH/RECEIVING

NAME	RUSH	REC	TOTAL	OPPONENT	DATE
Rice, Jerry	10	289	299	Min.	12/18/95
Taylor, John	0	286	286	at LA Rams	12/11/89
Rice, Jerry	14	241	255	LA Rams	12/9/85
Rice, Jerry	9	204	213	at Was.	11/17/86
Hearst, Garrison	198	0	198	Det.	12/14/98
Rice, Jerry	23	169	192	LA Raiders	9/5/94
Rice, Jerry	0	181	181	at Det.	9/25/95

### LONG PUNTS

NAME	YDS	OPPONENT	DATE
<b>Lee, Andy</b>	<b>63</b>	<b>at Arz.</b>	<b>11/10/08</b>
<b>Lee, Andy</b>	<b>62</b>	<b>Pit.</b>	<b>12/19/11</b>
Wilmsmeyer, Klaus	61	at Cle.	9/13/93
<b>Lee, Andy</b>	<b>60</b>	<b>at Sea.</b>	<b>11/12/07</b>
<b>Lee, Andy</b>	<b>58</b>	<b>at Was.</b>	<b>11/25/13</b>

### LONG PUNT RETURNS

NAME	YDS	OPPONENT	DATE
Taylor, John	95t	Was.	11/21/88
McLemore, Dana	83t	Chi.	12/14/87
McLemore, Dana	79t	at NYG	10/8/84
Carter, Dexter	78t	Min.	12/18/95
Levy, Chuck	73t	at Phi.	11/10/97
McLemore, Dana	56t	Dal.	12/19/83

### LONG KICKOFF RETURNS

NAME	LG	OPPONENT	DATE
Rossum, Allen	104t	at Arz.	11/10/08
Sutherland, Vinny	65	at NYJ	10/1/01
Tillman, Spencer	60	NYG	11/27/89
Carter, Dexter	60	Phi.	1/3/93
Washington, Vic	57	LA Rams	12/4/72

### LONG INTERCEPTION RETURNS

NAME	LG	OPPONENT	DATE
<b>Bowman, NaVorro</b>	<b>89t</b>	<b>Atl.</b>	<b>12/23/13</b>
Hanks, Merton	67t	NO	11/22/93
Parrish, Tony	60	at StL	12/30/02
Hanks, Merton	55t	Den.	12/15/97
Woodall, Lee	55	Den.	12/15/97

### LONG FIELD GOALS

NAME	LG	OPPONENT	DATE
<b>Dawson, Phil</b>	<b>54</b>	<b>at StL</b>	<b>10/13/14</b>
Cofer, Mike	52	at NO	9/10/90
Cofer, Mike	52	Was.	11/21/88
<b>Dawson, Phil</b>	<b>49</b>	<b>Atl.</b>	<b>12/23/13</b>
<b>Dawson, Phil</b>	<b>49</b>	<b>at Was.</b>	<b>11/25/13</b>
Cortez, Jose	49	at NYJ	10/1/01
Wilkins, Jeff	49	Det.	12/23/96

### LONG FUMBLE RETURNS

NAME	YDS	OPPONENT	DATE
Griffin, Don	99t	Chi.	12/22/91
Young, Bryant	43	at Atl.	12/2/96
Greene, Kevin	40t	Den.	12/15/97
Hanks, Merton	38t	at Phi.	11/10/97

### LONG RUNS FROM SCRIMMAGE

NAME	LG	OPPONENT	DATE
Barlow, Kevan	78t	Pit.	11/17/03
Carter, Dexter	74t	at LA Rams	12/17/90
Hearst, Garrison	70t	NYG	11/30/98
Phillips, Lawrence	68t	at Arz.	9/27/99
Jackson, Wilbur	64	at Det.	10/14/74

### LONG PASS COMPLETIONS

NAME	LG	OPPONENT	DATE
J. Montana to J. Taylor	95t	at LA Rams	12/17/89
J. Montana to J. Taylor	92t	at LA Rams	12/17/89
<b>C. Kaepernick to B. Lloyd</b>	<b>80t</b>	<b>at StL</b>	<b>10/13/14</b>
J. Montana to J. Rice	80t	Was.	11/21/88
S. Young to T. Owens	79t	NYG	11/30/98
S. Bono to J. Taylor	78	at LA Rams	11/25/91
J. Montana to F. Solomon	77t	Dal.	12/19/83
S. Young to J. Rice	73t	at NYG	9/2/91

### MOST PASSING YARDS

NAME	ATT	CMP	YDS	OPPONENT	DATE
Montana, Joe	42	30	458	at LA Rams	12/11/89
Montana, Joe	60	33	441	at Was.	11/17/86
Young, Steve	49	30	425	Min.	12/18/95
Grbac, Elvis	41	31	382	at Mia.	11/20/95
Montana, Joe	40	24	381	Was.	9/10/84
Garcia, Jeff	34	26	373	at Atl.	1/3/00
Young, Steve	44	27	348	at Det.	9/25/95
<b>Kaepernick, Colin</b>	<b>36</b>	<b>22</b>	<b>343</b>	<b>at StL</b>	<b>10/13/14</b>
Young, Steve	32	21	338	Chi.	12/23/91
Montana, Joe	36	26	328	LA Rams	12/9/85
Young, Steve	32	19	308	LA Raiders	9/5/94
Bono, Steve	33	18	306	at LA Rams	11/25/91
Young, Steve	32	21	303	at Was.	9/14/98

## 49ERS MONDAY NIGHT CAREER RECORDS

### SCORING

NAME	R	P	RT	2PT	PAT	FG	TOT
Rice, Jerry	2	30	—	1	—	—	194
Cofer, Mike	—	—	—	—	52	18/32	106
Wersching, Ray	—	—	—	—	32	13/17	71
Owens, Terrell	—	11	—	—	—	—	66
Jones, Brent	—	10	—	—	—	—	60
Taylor, John	—	9	1	—	—	—	60
Young, Steve	9	—	—	—	—	—	54
Wilkins, Jeff	—	—	—	—	14	11/11	47
Gore, Frank	5	1	—	—	—	—	36
Kirby, Terry	5	1	—	—	—	—	36

### PASSING YARDS

NAME	G	ATT	CMP	YDS	PCT	TD	INT	LG
Young, Steve	25	585	377	4,608	64.4	42	12	79t
Montana, Joe	18	600	357	4,482	59.5	33	15	95t
Smith, Alex	6	176	105	1,078	59.7	7	4	47t
Garcia, Jeff	6	143	94	1,044	65.7	7	2	62
Kaepernick, Colin	4	103	66	1,018	64.1	9	0	80t
Grbac, Elvis	5	118	79	829	66.9	7	4	47t

### RUSHING YARDS

NAME	G	ATT	YDS	AVG	LG	TD
Hearst, Garrison	10	199	1,055	5.3	70t	5
Gore, Frank	12	205	921	4.5	36	5
Craig, Roger	17	239	817	3.4	25	1
Young, Steve	23	106	663	6.3	26t	9
Watters, Ricky	8	99	498	5.0	43	2
Tyler, Wendell	6	77	389	5.1	36	1
Jackson, Wilbur	6	99	357	3.6	64	0
Barlow, Kevan	5	42	333	7.9	78t	2
Williams, Delvin	5	72	304	4.2	30	0

### RECEPTIONS

NAME	G	NO	YDS	AVG	LG	TD
Rice, Jerry	38	211	3,377	16.0	80t	30
Craig, Roger	17	78	654	8.4	33	4
Owens, Terrell	15	70	971	13.9	79t	11
Jones, Brent	22	66	846	12.8	41	6
Taylor, John	16	64	1,096	17.1	95t	8
Stokes, J.J.	14	49	597	12.2	47	1
Rathman, Tom	13	40	343	8.6	21	0

### INTERCEPTIONS

NAME	G	NO	YDS	AVG	LG	TD
Hanks, Merton	22	7	143	20.4	67t	1
Lott, Ronnie	4	5	63	12.6	26	0
McDonald, Tim	21	4	46	11.5	21	0
Griffin, Don	8	4	25	6.3	23	0
Brown, Tarell	9	3	6	2.0	5	0
Goldson, Dashon	7	3	24	8.0	21	0
Williamson, Carlton	3	3	109	36.3	82	0
Wright, Eric	3	3	85	28.3	48t	1

### PUNT RETURN YARDS

NAME	G	NO	YDS	AVG	LG	FC	TD
Taylor, John	12	31	386	12.5	95t	12	1
McLemore, Dana	7	19	310	16.3	83t	10	3
Carter, Dexter	11	27	293	10.9	78t	15	1
Ginn Jr., Ted	4	11	132	12.0	42	3	0
Levy, Chuck	5	5	101	20.2	73t	1	1
McQuarters, R.W.	5	11	98	8.9	26	1	0

### TOTAL YARDS FROM SCRIMMAGE

NAME	TOTAL YARDS	RUSH	REC
Rice, Jerry	3,463	86	3,377
Craig, Roger	1,471	817	654
Hearst, Garrison	1,203	1,055	148
Taylor, John	1,153	5	1,148
Gore, Frank	1,041	921	120
Jones, Brent	1,011	0	1,011
Owens, Terrell	977	4	973
Watters, Ricky	689	498	191

### PUNTING AVERAGE

NAME	G	NO	YDS	AVG	LG	BLKD
Lee, Andy	12	54	2,554	47.3	63	0
Stanley, Chad	3	17	694	40.8	52	0
Orosz, Tom	2	9	366	40.7	55	0
Thompson, Tommy	9	33	1,339	40.6	54	1
Wittum, Tom	7	42	1,689	40.2	52	0
Wilmsmeyer, Klaus	8	22	882	40.1	61	0

### KICKOFF RETURN YARDS

NAME	G	NO	YDS	AVG	LG	TD
Carter, Dexter	16	43	1,038	24.1	60	0
Washington, Vic	3	8	226	28.3	57	0
Hofer, Paul	4	10	223	22.3	48	0
Levy, Chuck	5	11	214	19.5	31	0
Hicks, Maurice	2	8	191	23.9	33	0
Rossum, Allen	1	4	186	46.5	104t	1
Monroe, Carl	5	10	174	17.4	45	0
Ginn Jr., Ted	4	7	168	24.0	41	0
Williams, Jimmy	2	8	162	20.3	33	0
Flagler, Terrence	3	8	161	20.1	40	0
Tillman, Spencer	3	7	157	22.4	60	0

## 49ERS OFFENSIVE AND DEFENSIVE RANKINGS

Year	OFFENSE			DEFENSE		
	Total	Rush	Pass	Total	Rush	Pass
1970	321.6 (2)	112.9 (17)	208.8 (1)	283.7 (13)	128.5 (18)	155.2 (9)
1971	336.1 (3)	152.1 (9)	184.1 (4)	262.8 (6)	119.1 (9)	143.6 (7)
1972	310.8 (8)	115.4 (21)	195.4 (2)	287.6 (14)	131.9 (13)	155.6 (15)
1973	301.7 (8)	124.5 (21)	177.2 (4)	309.2 (20)	140.2 (10)	169.0 (22)
1974	284.9 (14)	141.5 (11)	143.4 (19)	283.1 (12)	145.2 (18)	137.9 (6)
1975	297.0 (16)	114.1 (25)	182.9 (5)	287.6 (10)	130.6 (9)	156.9 (11)
1976	291.8 (18)	174.8 (5)	117.0 (23)	254.4 (2)	127.6 (5)	126.9 (4)
1977	256.7 (22)	149.0 (10)	107.7 (25)	246.9 (3)	133.5 (12)	113.4 (4)
1978	252.9 (27)	130.7 (21)	122.3 (25)	314.0 (21)	147.8 (17)	166.2 (18)
1979	348.3 (6)	120.8 (20)	227.6 (3)	337.1 (20)	138.3 (15)	198.8 (24)
1980	332.5 (12)	108.9 (24)	223.6 (5)	373.1 (27)	138.6 (23)	234.4 (27)
1981	342.8 (13)	121.3 (19)	221.4 (7)	297.7 (2)	119.9 (12)	177.8 (3)
1982	360.2 (3)	82.2 (28)	278.0 (2)	337.2 (21)	133.2 (21)	204.0 (16)
1983	378.4 (4)	141.1 (8)	237.3 (5)	324.3 (10)	121.0 (9)	203.3 (15)
1984	397.9 (2)	154.1 (3)	243.8 (4)	323.5 (10)	112.2 (7)	211.3 (17)
1985	370.0 (2)	139.5 (10)	230.5 (5)	324.4 (14)	105.2 (7)	219.2 (21)
1986	380.1 (3)	124.1 (10)	256.0 (2)	305.0 (6)	97.2 (3)	207.8 (17)
1987	399.1 (1)	149.1 (1)	250.0 (2)	273.0 (1)	107.4 (5)	165.6 (1)
1988	368.8 (2)	157.7 (2)	211.1 (10)	285.9 (3)	99.2 (3)	186.7 (8)
1989	391.8 (1)	122.9 (10)	268.9 (2)	288.6 (4)	86.4 (3)	202.2 (11)
1990	368.4 (2)	107.4 (18)	261.1 (2)	267.1 (3)	78.6 (2)	188.4 (12)
1991	366.1 (3)	116.3 (11)	249.8 (2)	284.6 (6)	94.5 (5)	190.1 (11)
1992	387.2 (1)	144.7 (3)	242.5 (3)	299.2 (15)	88.6 (4)	210.6 (26)
1993	402.2 (1)	133.3 (3)	268.9 (2)	312.3 (15)	112.5 (16)	199.8 (16)
1994	378.8 (2)	118.6 (6)	260.2 (4)	302.4 (8)	83.6 (2)	218.8 (17)
1995	380.4 (2)	92.4 (23)	288.0 (1)	274.9 (1)	66.3 (1)	208.6 (11)
1996	344.1 (6)	115.4 (10)	228.7 (7)	291.3 (7)	93.6 (5)	197.8 (11)
1997	319.5 (12)	123.1 (8)	196.4 (18)	250.8 (1)	85.4 (2)	165.4 (2)
1998	425.0 (1)	159.0 (1)	266.0 (2)	333.9 (23)	100.6 (9)	233.3 (29)
1999	336.3 (10)	130.9 (1)	205.3 (21)	355.4 (28)	101.2 (15)	254.2 (31)
2000	377.5 (4)	112.6 (18)	264.9 (4)	356.8 (29)	112.1 (16)	244.7 (29)
2001	355.6 (4)	140.3 (2)	215.3 (14)	309.6 (13)	98.2 (9)	211.4 (19)
2002	356.3 (8)	140.3 (6)	216.1 (14)	322.4 (14)	103.2 (7)	219.1 (22)
2003	355.4 (5)	142.4 (5)	213.0 (10)	308.0 (13)	105.6 (9)	202.4 (17)
2004	286.6 (26)	90.6 (30)	196.0 (20)	342.6 (24)	124.7 (20)	217.9 (19)
2005	224.2 (32)	105.6 (17)	118.6 (32)	391.2 (32)	114.5 (18)	276.7 (32)
2006	303.8 (26)	135.8 (6)	168.0 (29)	344.2 (26)	121.0 (19)	223.2 (26)
2007	237.3 (32)	92.3 (27)	145.0 (32)	346.2 (25)	118.5 (22)	227.7 (22)
2008	311.1 (23)	99.9 (27)	211.2 (13)	326.0 (13)	106.8 (13t)	219.2 (20)
2009	290.8 (27)	100.0 (25)	190.8 (22)	326.4 (15)	97.0 (6)	229.4 (20)
2010	313.3 (24)	103.6 (19)	209.8 (18)	327.8 (13)	96.7 (6)	231.1 (24)
2011	310.9 (26)	127.8 (8)	183.1 (29)	308.2 (4)	77.3 (1)	230.9 (16)
2012	361.8 (11)	155.7 (4)	206.1 (23)	294.4 (3)	94.2 (4)	200.2 (4)
2013	323.8 (24)	137.6 (3)	186.2 (30)	316.9 (5)	95.9 (4)	221.0 (7)
2014	327.4 (20)	136.0 (4)	191.4 (30)	321.4 (5)	100.8 (7)	220.7 (5)
2015	293.5 (31)	95.7 (21)	197.7 (30)	389.0 (t-28)	125.8 (28)	263.2 (25)

## 49ERS OVERTIME GAMES (NATIONAL FOOTBALL LEAGUE - 1976-PRESENT)

October 31, 1976 – Cardinals 23, 49ers 20 (StL)  
 December 5, 1976 – Chargers 13, 49ers 7 (SD)  
 November 13, 1977 – 49ers 10, Saints 7 (NO)  
 September 14, 1980 – 49ers 24, Cardinals 21 (SF)  
 December 7, 1980 – 49ers 38, Saints 35 (SF)  
 October 12, 1986 – Vikings 27, 49ers 24 (SF)  
 October 19, 1986 – 49ers 10, Falcons 10 (ATL)  
 October 9, 1988 – Broncos 16, 49ers 13 (SF)  
 December 9, 1990 – 49ers 20, Bengals 17 (CIN)  
 January 3, 1994 – Eagles 37, 49ers 34 (SF)  
 October 14, 1996 – Packers 23, 49ers 20 (GB)  
 November 10, 1996 – Cowboys 20, 49ers 17 (SF)  
 November 24, 1996 – 49ers 19, Redskins 16 (WAS)  
 September 6, 1998 – 49ers 36, Jets 30 (SF)

December 6, 1998 – 49ers 31, Panthers 28 (CAR)  
 December 26, 1999 – Redskins 26, 49ers 20 (SF)  
 October 8, 2000 – Raiders 34, 49ers 28 (SF)  
 September 9, 2001 – 49ers 16, Falcons 13 (SF)  
 October 14, 2001 – 49ers 37, Falcons 31 (ATL)  
 October 28, 2001 – Bears 37, 49ers 31 (CHI)  
 November 18, 2001 – 49ers 25, Panthers 22 (CAR)  
 November 3, 2002 – 49ers 23, Raiders 20 (OAK)  
 November 17, 2002 – Chargers 20, 49ers 17 (SD)  
 September 14, 2003 – Rams 27, 49ers 24 (StL)  
 October 26, 2003 – Cardinals 16, 49ers 13 (ARI)  
 December 21, 2003 – 49ers 31, Eagles 28 (PHI)  
 October 10, 2004 – 49ers 31, Cardinals 28 (SF)  
 December 12, 2004 – 49ers 31, Cardinals 28 (ARI)

January 1, 2006 – 49ers 20, Texans 17 (SF)  
 December 31, 2006 – 49ers 26, Broncos 23 (DEN)  
 November 25, 2007 – 49ers 37, Cardinals 31 (ARI)  
 September 14, 2008 – 49ers 33, Seahawks 30 (SEA)  
 November 14, 2010 – 49ers 23, Rams 20 (SF)  
 September 18, 2011 – Cowboys 27, 49ers 24 (SF)  
 January 22, 2012 – Giants 20, 49ers 17 (SF) (NFC-C)  
 November 11, 2012 – 49ers 24, St. Louis 24 (SF)  
 December 2, 2012 – Rams 16, 49ers 13 (StL)  
 November 9, 2014 – 49ers 27, Saints 24 (NO)  
 December 20, 2014 – Chargers 38, 49ers 35 (SF)  
 December 6, 2015 – 49ers 26, Bears 20 (CHI)

### 49ERS OVERTIME RECORDS

Overall Record 21-17-2 (home - 7-9-1, road - 14-8-1)



# 49ERS OVERTIME GAME SUMMARIES

October 31, 1976

St. Louis 23, San Francisco 20

In the fourth quarter, St. Louis held a 14–13 lead after San Francisco missed an extra point on its previous scoring drive. San Francisco then took the lead 20–14 in the fourth when Delvin Williams scored his third touchdown of the day. With eight minutes left in the game, Cardinals quarterback Jim Hart connected with Mel Gray on a 77-yard touchdown pass for the 20–20 tie. The extra point was blocked and the two teams went into overtime. St. Louis won the overtime coin toss but was forced to punt. Tony Leonard fumbled the kick at the 43-yard line, which was recovered by the Cardinals. St. Louis then marched down field to set up Jim Bakken for the 21-yard field goal to lift the Cardinals to a 23–20 victory.

	1st	2nd	3rd	4th	OT	Final
49ers	0	13	0	7	0	20
Cardinals	7	0	7	6	3	23

December 5, 1976

San Diego 13, San Francisco 7

The 49ers and Chargers played to a scoreless tie in the first half. The defensive struggle continued into the second half and the score remained 0–0 at the end of the third quarter. On San Diego's first possession of the fourth quarter, Dan Fouts guided them on a 16-play, 80-yard scoring drive, capped by a Bo Matthews two-yard touchdown run. San Francisco answered on its next possession with a 64-yard scoring drive. Paul Hofer caught an eight-yard touchdown pass from Scott Bull to make the score 7–6. The extra point was blocked, but the Chargers Tom Graham was flagged for offsides. After the penalty was marked off, Steve Mike–Mayer connected to tie the game at seven with just over a minute left in regulation. San Diego won the overtime coin toss and elected to receive. The Chargers began their first possession on their own seven-yard line where Fouts guided them on a nine-play, 93-yard drive, which was capped by a Mercury Morris 13-yard touchdown run for the 13–7 win.

	1st	2nd	3rd	4th	OT	Final
49ers	0	0	0	7	0	7
Chargers	0	0	0	7	6	13

November 13, 1977

San Francisco 10, New Orleans 7

The 49ers got their first ever overtime victory at New Orleans. The Saints got on the board early in the first quarter on an eight-yard run by Tony Galbreath. The Saints appeared to grab a commanding lead at the end of the first half when Richard Mauti returned a Tom Wittum punt 65 yards for a touchdown 10 seconds before halftime. But a New Orleans clipping penalty nullified the score. The 49ers tied it up in the third quarter with a five-yard romp by Delvin Williams. Neither team would score again in regulation and the game went to overtime knotted at seven. The Saints won the overtime coin toss, but were unable to move the ball, giving it back to the 49ers. San Francisco started from its own 41-yard line and moved the ball down to the Saints 16, where Ray Wersching connected on a 33-yard game-winning field goal.

	1st	2nd	3rd	4th	OT	Final
49ers	0	0	7	0	3	10
Saints	7	0	0	0	0	7

September 14, 1980

San Francisco 24, St. Louis 21

San Francisco struck first on a 19-yard touchdown pass from Steve DeBerg to Paul Hofer in the second quarter. Cardinals quarterback Jim Hart quickly answered back with a 13-yard touchdown strike to Theotis Brown. The Cardinals pushed the lead to 14–7 with a Doug Marsh five-yard touchdown reception. After the 49ers tied the game at 14, St. Louis drove 75 yards in eight plays to take a 21–14 lead. With 1:51 left in regulation, the 49ers drove 80 yards and scored on a 26-yard touchdown run by Hofer, his second of the day. San Francisco won the overtime coin toss and took the ball 52 yards to the 16-yard line, where Ray Wersching kicked a 33-yard field goal for the 24–21 win.

	1st	2nd	3rd	4th	OT	Final
49ers	0	7	0	14	3	24
Cardinals	0	0	14	7	0	21

December 7, 1980

San Francisco 38, New Orleans 35

New Orleans jumped out to a 35–7 halftime lead behind touchdown passes of 33, 21 and 41 yards from Archie Manning. Less than five minutes into the third quarter, the 49ers went on an 88-yard, nine-play drive that culminated with a one-yard touchdown run by Joe Montana. Minutes later, Montana hooked up with Dwight Clark for a 71-yard touchdown pass to bring the 49ers within 14 points. After the San Francisco defense shut out New Orleans for the second straight quarter, they tied the game with 1:50 left in the fourth quarter with Lenvil Elliott's seven-yard touchdown jaunt, forcing overtime. New Orleans won the coin toss, but failed to pick up a first down on its first possession. San Francisco took the ball on its own 27 and marched 55 yards in 13 plays for the game-winning 36-yard field goal by Ray Wersching.

	1st	2nd	3rd	4th	OT	Final
49ers	0	7	14	14	3	38
Saints	14	21	0	0	0	35

October 12, 1986

Minnesota 27, San Francisco 24

With Joe Montana out, Jeff Kemp stepped in to lead San Francisco against a powerful Minnesota Vikings team. Minnesota struck first with a six-yard touchdown pass from Tommy Kramer to Anthony Carter. The 49ers answered back when Kemp hit Dwight Clark with a 45-yard strike to tie the game. With 1:14 left in the first quarter, the Vikings Issiac Holt recovered a blocked punt in the end zone for a 14–7 lead. San Francisco took a 17–14 lead into halftime after a 39-yard Ray Wersching field goal and a 34-yard touchdown pass from Kemp to Jerry Rice. After the Vikings stalled on their first drive of the third quarter, Kemp led the 49ers on a six-play, 53-yard drive that ended with a 17-yard touchdown reception by Rice. Minnesota answered back with a 26-yard field goal by Chuck Nelson to cut the 49ers lead to 24–17. With 6:37 remaining in the fourth quarter, Kramer hit Anthony Carter with a 35-yard touchdown pass to tie the game. In overtime, Minnesota won the toss and went on a 58-yard drive. Nelson hit a 28-yard field goal for the 27–24 win.

	1st	2nd	3rd	4th	OT	Final
49ers	7	10	7	0	0	24
Vikings	14	0	3	7	3	27

October 19, 1986

Atlanta 10, San Francisco 10

San Francisco visited Atlanta for a battle with the division rival Falcons and took an early 7–0 lead on a Roger Craig one-yard romp. The Falcons responded with a punishing 17-play, 44-yard drive that resulted in a 47-yard field goal by Mick Luckhurst. San Francisco maintained its lead in the second quarter with a 53-yard, 13-play drive, which led to a 24-yard Ray Wersching field goal and a 10–3 lead. The defenses dominated the second half, holding the offenses scoreless for all of the third quarter and most of the fourth. With just over a minute remaining in regulation, the Falcons took advantage of great field position and scored on a 39-yard touchdown pass from Dave Archer to Sylvester Stamps to tie the game at 10. The Falcons won the overtime coin toss and elected to receive. After generating only one first down, the Falcons were forced to give up possession. The 49ers mirrored the Falcons on their first possession of overtime and punted with 6:42 remaining. Both teams had possession two more times in overtime, but could not produce a score as the game ended in a 10–10 tie.

	1st	2nd	3rd	4th	OT	Final
49ers	7	3	0	0	0	10
Falcons	3	0	0	7	0	10

October 9, 1988

Denver 16, San Francisco 13

Two of the best teams in the NFL faced off in an inter conference battle as the Denver Broncos visited Candlestick Park. The 49ers started the scoring with a 37-yard Mike Cofer field goal with 4:52 remaining in the first quarter. The Broncos answered early in the second with a 27-yard field goal by Rich Karlis to knot the game at three. With San Francisco's second possession of the second quarter, Joe Montana opened up the offense and led the 49ers 95 yards and capped it off with a six-yard quarterback sneak for a 10–3 lead at halftime. The only scoring in the third quarter came on Karlis' 27-yard field goal with five minutes remaining, cutting the 49ers lead to 10–6. Cofer quickly answered with a 27-yard field goal with one minute on the clock in the third quarter for the 13–6 lead. After an injury, John Elway returned to hit Vance Johnson with an eight-yard touchdown pass. Neither team could score in the final minutes of regulation and headed into overtime. On San Francisco's first possession, Andre Townsend sacked Montana, injuring his ribs. Steve Young took over, and on his first play threw an interception to Mark Haynes ending the threat. After a five-and-out drive by the Broncos, the 49ers took over on their own five-yard line. A second Young interception, deep in Broncos territory, helped set the stage for Karlis to connect on a 22-yard game-winning field goal.

	1st	2nd	3rd	4th	OT	Final
49ers	3	7	3	0	0	13
Broncos	0	3	3	7	3	16



December 9, 1990

## San Francisco 20, Cincinnati 17

A capacity crowd filled Riverfront Stadium as the San Francisco 49ers invaded Cincinnati for a late-season battle. On the Bengals first possession, Boomer Esiason drove his team 70 yards for the game's opening score, a two-yard touchdown pass to Craig Taylor. San Francisco answered back on its next possession when Tom Rathman capped off a 73-yard drive with a one-yard plunge into the end zone for the 7-7 tie. Cincinnati came out strong in the second half. The Bengals scored on a Jim Breech field goal to open the third and break the tie. San Francisco enjoyed its first lead of the game after Harry Sydney scored on a three-yard run. With just over two minutes elapsed in the fourth quarter, Ickey Woods dove in from one yard out to regain the lead for Cincinnati, 17-14. The 49ers next drive stalled and they would not regain possession until only 4:11 remained in regulation. On the first play, Joe Montana hit Jerry Rice for a 29-yard strike and guided the team down to the Cincinnati six-yard line. Mike Cofer hit a 23-yard field goal with just over a minute remaining to send the game into overtime. San Francisco won its first coin toss in five overtime games and wasted no time driving 75 yards in 11 plays to set up Cofer's 23-yard game-winning field goal and the 20-17 victory.

	1st	2nd	3rd	4th	OT	Final
49ers	7	0	7	3	3	20
Bengals	7	0	3	7	0	17

January 3, 1994

## Philadelphia 37, San Francisco 34

Turnovers and an ill-timed penalty marred the 49ers first overtime game in four years. The Philadelphia Eagles struck early and often, first on a 34-yard Roger Ruzek field goal five minutes into the game. On San Francisco's first possession, Steve Young was hit and fumbled the ball, which was recovered by Byron Evans who returned it 30 yards for a touchdown and a 10-0 lead. With Bubba Brister at the helm, the Eagles drove 76 yards in the opening minutes of the second quarter and connected with Calvin Williams for a 13-yard touchdown to push the lead to 17-3. Brister again guided Philadelphia to an eight-play, 64-yard touchdown scoring drive to take a commanding 21-point lead. The 49ers end zone drought ended with just less than two minutes remaining in the half when Young hit Jerry Rice for a three-yard touchdown that brought the score to 24-10 at halftime. San Francisco started the second half with a 60-yard kickoff return by Dexter Carter to give the 49ers the ball on Philadelphia's 38-yard line. Capping off a punishing 38-yard, nine-play drive, Ricky Watters ran 11 yards for the score. After a Philadelphia punt, John Taylor caught a 38-yard touchdown pass to tie the game at 24. Philadelphia took advantage of a Young injury by intercepting a Steve Bono pass. The Eagles worked quickly, moving 69 yards in just two plays to take a 31-24 lead. San Francisco gave Philadelphia good field position again with a fumble on its own 40, allowing the Eagles to increase their lead to 10 with a Ruzek 32-yard field goal in the third quarter. Set up by a Don Griffin interception, Bono drove the 49ers 42 yards and scored on a one-yard keeper that closed the gap to 34-31. After a Philadelphia punt, the Niners drove down and tied the game on a Cofer 29-yard field goal with 15 seconds left in regulation. San Francisco won the overtime coin toss and elected to receive, but failed to score on two overtime possessions. On Philadelphia's second possession of overtime, they drove to San Francisco's 20-yard line. With four seconds showing on the clock, the Eagles set up for a 38-yard field goal. Ruzek missed the field goal wide

right, but Merton Hanks was flagged for roughing the kicker. After a 10-yard penalty, Ruzek hit a 28-yarder with no time left on the clock for the 37-34 win.

	1st	2nd	3rd	4th	OT	Final
49ers	3	7	14	10	0	34
Eagles	10	14	10	0	3	37

October 14, 1996

## Green Bay 23, San Francisco 20

With Steve Young out with a groin injury, Elvis Grbac led San Francisco against Brett Favre and the Green Bay Packers. After an unsuccessful first possession, the Packers scored on a 30-yard field goal by Chris Jacke with just over five minutes remaining in the first quarter for the 3-0 lead. They took a 6-0 lead on another Jacke 25-yard field goal. On San Francisco's second possession of the second quarter, Grbac led a six-play, 36-yard drive that resulted in a Jeff Wilkins 48-yard field goal. After a three-and-out series by the Packers, Jerry Rice caught a seven-yard touchdown from Grbac for a 10-6 lead. Aided by a Dana Stubblefield interception, Rice and Grbac put the 49ers up 17-6 at the half with a 13-yard touchdown pass. Green Bay trimmed the lead to 17-14 when Favre hit Don Beebe for a 59-yard touchdown and followed it with a two-point conversion toss to Edger Bennett. Chris Jacke hit a 35-yard field goal to tie the game at 17 with 3:24 left in regulation. San Francisco won the overtime coin toss but was forced to punt after going three-and-out. Green Bay received the ball on its own 44 and drove 21 yards to set up Jacke for a 53-yard field goal for the 23-20 victory.

	1st	2nd	3rd	4th	OT	Final
49ers	0	17	0	3	0	20
Packers	6	0	8	6	3	23

November 10, 1996

## Dallas 20, San Francisco 17

The two most dominating teams in the NFL met in a mid-season battle for NFC supremacy as the Dallas Cowboys traveled to 3Com Park. The 49ers jumped out to a quick lead after a Jeff Wilkins 28-yard field goal. They extended their lead to 10-0 on a 29-yard touchdown strike from Steve Young to Iheanyi Uwaezuoke. Quiet for most of the first half, the Cowboys finally got on the board with a 72-yard scoring drive that ended on a Troy Aikman three-yard touchdown run, which cut the deficit to 10-7 at halftime. Defenses dominated in the third quarter with neither team allowing a score. Dallas ended the scoring drought with a Chris Boniol 26-yard field goal four seconds into the fourth quarter to tie the game at 10. With Young out in the second half after sustaining a concussion, Elvis Grbac led San Francisco on a nine-play, 68-yard scoring drive on its next possession. Terry Kirby capped it off with a 27-yard touchdown run. After Fred Strickland intercepted a Grbac pass at the 49ers 15-yard line, Troy Aikman hit Eric Bjornson for a six-yard touchdown pass, knotting the game at 17 and forcing overtime. The Cowboys won the overtime coin toss and wasted no time marching down the field. After 12 plays, Chris Boniol hit the game-winning 29-yard field goal for the 20-17 victory.

	1st	2nd	3rd	4th	OT	Final
49ers	10	0	0	7	0	17
Cowboys	0	7	0	10	3	20

November 24, 1996

## San Francisco 19, Washington 16

In the 49ers second overtime game in November, and third of the season, the Washington Redskins hosted San Francisco for the first time in two years. In what would prove to be a game dominated by special teams, San Francisco struck first with a 20-yard field goal from Jeff Wilkins. Washington's Scott Blanton hit field goals from 19 and 48 yards out and Wilkins added another to knot the score at six going into halftime. The only score in the third quarter came on a Blanton field goal from 41 yards out to give Washington a 9-6 lead. San Francisco got on the board first in the fourth quarter with a Wilkins 44-yard field goal three minutes into the period. On the ensuing possession, Gus Ferotte drove the Redskins 78 yards, which culminated with a Jamie Asher 20-yard touchdown reception. The 49ers tied the game with 1:57 remaining in regulation on a one-yard run by William Floyd, forcing overtime. San Francisco won the coin toss and promptly went on a 48-yard scoring drive that was capped by a 38-yard field goal by Wilkins for the 19-16 win.

	1st	2nd	3rd	4th	OT	Final
49ers	3	3	0	10	3	19
Redskins	0	6	3	7	0	16

September 6, 1998

## San Francisco 36, New York Jets 30

In the opening weekend of the 1998 season, fans were treated to one of the most exciting games and one of the most exciting plays in NFL history. After a fast-paced first half, the 49ers found themselves trailing 17-14 at halftime after Glen Foley hit Wayne Chrebet from six-yards out for the score with 32 seconds remaining in the second quarter. On its first possession in the second half, San Francisco evened the score at 17 with a 22-yard field goal by Wade Richey. On the following possession, Foley found Keyshawn Johnson for a 21-yard touchdown and a 24-17 lead. With just over three minutes remaining in the third quarter, Jerry Rice caught a 14-yard touchdown from Steve Young to bring the 49ers within one. The extra point was blocked and the score remained 24-23 heading into the fourth quarter. New York extended its lead to 27-23 after a John Hall 32-yard field goal. San Francisco took possession with 3:38 left in regulation and went on a 76-yard, five-play drive that was capped by a 38-yard touchdown pass from Young to J.J. Stokes, giving the 49ers the lead 30-27 with just over one minute remaining in regulation. New York then drove the ball to the 49ers 13-yard line, where John Hall tied the game at 30 with just three seconds on the clock. Both New York and San Francisco went three-and-out on their first possessions of overtime. The Jets moved to mid-field on their second possession before being forced to punt, pinning the 49ers on their own four-yard line. With 11:09 remaining in overtime, on San Francisco's first play of its second possession, Young gave the ball to Garrison Hearst, who ran right and broke six tackles on his way to a 96-yard, game-winning touchdown run and the 36-30 victory.

	1st	2nd	3rd	4th	OT	Final
49ers	7	7	9	7	6	36
Jets	3	14	7	6	0	30

December 6, 1998

## San Francisco 31, Carolina 28

San Francisco extended its winning streak to four games with an exciting, high-scoring match-up with the Carolina Panthers. After an explosive first half, the 49ers took a 21-7 lead going into halftime. San Francisco started the second half with a five-play drive, which covered 90 yards, including a Garrison Hearst 71-yard touchdown run. The drive gave the 49ers a commanding 28-7 lead. With just 52 seconds left in the third quarter, Steve Beuerlein connected with Anthony Johnson on a 38-yard touchdown pass to cut the deficit to 28-14. On their first possession of the fourth quarter, the Panthers drove 76 yards in five plays and scored on a Beuerlein-to-Raghib Ismail 40-yard touchdown pass. Minutes later, Carolina tied the game at 28 with a 10-yard run by Tshimanga Biakabutuka. Carolina won the overtime coin toss and elected to receive. The Panthers ran two unsuccessful plays, and Beuerlein fumbled on the third, giving San Francisco possession on Carolina's 30-yard line. The 49ers picked up 25 yards driving to the Panthers five, where Wade Richey hit a 23-yard field goal for the 31-28 win.

	1st	2nd	3rd	4th	OT	Final
49ers	7	14	7	0	3	31
Carolina	7	0	7	14	0	28

December 26, 1999

## Washington 26, San Francisco 20

The Washington Redskins visited 3Com Park and battled the San Francisco 49ers to their second overtime game in the last three meetings. San Francisco struck first with an 80-yard drive in 13 plays, capped off with a Charlie Garner four-yard touchdown run and a 7-0 lead. Early in the second quarter, Washington answered back with an 80-yard drive of its own, ending with a Brad Johnson-to-Michael Westbrook 65-yard touchdown strike. With a pair of Wade Richey field goals, San Francisco went into halftime with a 13-7 lead. Washington cut the deficit to three after Brett Conway nailed a 47-yard field goal in the third quarter. The 49ers extended their lead to 20-10 with a 78-yard scoring drive that ended on a five-yard touchdown pass from Jeff Garcia to J.J. Stokes. At the beginning of the fourth quarter, Conway connected on a 34-yard field goal to bring the Redskins within seven. Washington then struck again with 3:30 left in the game when Brad Johnson plunged in from one-yard to tie the game at 20. San Francisco threatened with just over one minute to go, driving to the Redskins 22-yard line before fumbling, which Washington recovered to force overtime. Washington won the overtime coin toss and promptly moved the ball to the San Francisco 33-yard line in three plays. On first down, Johnson hit Larry Centers for a 33-yard touchdown pass and the 26-20 win.

	1st	2nd	3rd	4th	OT	Final
49ers	7	6	7	0	0	20
Redskins	0	7	3	10	6	26

October 8, 2000

## Oakland 34, San Francisco 28

In a game for the ages, the 49ers fell in overtime to the visitors from across the Bay, the Oakland Raiders. The Raiders jumped out to the early 6-0 lead on two Sebastian Janikowski field goals. The 49ers answered back, scoring 14 unanswered points to close out the first half. The Raiders dominated the third quarter, holding onto the ball for more than 11 minutes and scoring two touchdowns. After another score by the Raiders to start the fourth, the 49ers started their comeback. After a Jeff Garcia-to-Terrell Owens scor-

ing toss and another score on a nine-yard touchdown run by Charlie Garner, San Francisco tied the game at 28. On their next possession, the Raiders drove down to San Francisco's 23-yard line, but on fourth-and-10, Janikowski missed a 41-yard field goal wide left. The 49ers, with a chance to win the game, took possession and moved the ball down to the Oakland 29-yard line. On fourth-and-one, the Raiders defense stiffened and stopped a leaping Charlie Garner for no gain. The Raiders took over on downs, but couldn't get their offense going and were forced to punt back to the 49ers, who ran out the clock and forced the game into overtime. The Raiders won the toss and marched down to the 49ers 25-yard line. Janikowski came on to attempt the game-winning field goal, but missed wide right, his second missed field goal of the day. The 49ers took over and drove all the way to the Raiders 11-yard line. On first down, Wade Richey attempted the game-winning field goal, but was blocked and possession went back to the Raiders. Following two pass completions and a pass interference call on the 49ers, the Raiders finally put the game away with a 31-yard scoring toss from Rich Gannon to Tim Brown for the win.

	1st	2nd	3rd	4th	OT	Final
49ers	0	14	0	14	0	28
Raiders	3	3	15	7	6	34

September 9, 2001

## San Francisco 16, Atlanta 13

The 49ers began the 2001 regular season in an exciting fashion, defeating the visiting Atlanta Falcons 16-13 in overtime. The 49ers trailed by seven points at halftime and began the fourth quarter with a 10-point deficit. A J.J. Stokes touchdown reception narrowed the gap before Jose Cortez's field goal attempt tied the game at 13 with 11 seconds remaining in regulation. The 49ers won the coin toss in overtime and elected to receive. On the drive the 49ers faced a third-and-five when Jeff Garcia rifled a pass to Tai Streets, who raced 53 yards to the Falcons 23-yard line. Three plays later, Cortez nailed a 24-yard field goal to lift the 49ers to victory.

	1st	2nd	3rd	4th	OT	Final
49ers	0	3	0	10	3	16
Falcons	7	3	3	0	0	13

October 14, 2001

## San Francisco 37, Atlanta 31

The 49ers had their second overtime game of the 2001 season against the Falcons, sweeping Atlanta in the season series by winning 37-31. The 49ers rallied back from deficits of 20-7 at the half and 31-17 in the fourth quarter. The Falcons went up 14-0 early in the game. The 49ers put their first points of the game on the board in the second quarter when Jeff Garcia scored on a seven-yard run. The Falcons answered back with two field goals and went up 20-7 at halftime. Terrell Owens, who did not catch a pass in the first half, roared back to catch nine passes for 183 yards and a career-high three touchdowns. After a 49ers touchdown, at the hands of Kevan Barlow, and a touchdown by the Falcons, the 49ers were down 31-24 with just 2:22 remaining in the game. Garcia led the team on a 10-play, 72-yard drive when he hooked up with Owens from 17 yards out to tie the game at 31 with just 21 seconds remaining. The 49ers won the toss in overtime and drove to the Falcons 14-yard line. A mishandled snap between Garcia and Dave Fiore, who was filling in at center for an injured Jeremy Newberry, was recovered by the Falcons and their offense took over. The 49ers defense rose to the challenge, forcing Atlanta into a three-and-out possession. After the punt, San Fran-

cisco began at its own 33-yard line. After picking up one first down, Garcia faced third-and-five when he connected with Owens, who raced 52 yards for his third touchdown and the 37-31 overtime victory.

	1st	2nd	3rd	4th	OT	Final
49ers	0	7	10	14	6	37
Falcons	14	6	0	11	0	31

October 28, 2001

## Chicago 37, San Francisco 31

The 49ers had their second consecutive overtime game and their third of the 2001 season as they dropped a 37-31 decision to the Chicago Bears. San Francisco went up early in the first quarter after Bryant Young forced a fumble, which Julian Peterson scooped up and returned 26 yards for the touchdown. The 49ers struck again when Jeff Garcia hooked up with Justin Swift for a one-yard touchdown and the 14-0 lead. The Bears answered back with a safety and a touchdown, making the score 14-9 at the half. In the third quarter, the 49ers struck first when Garrison Hearst scored his first touchdown since 12-14-98 on a 60-yard bomb from Garcia. The Bears offense then took over and drove down to the 49ers 10-yard line where Zack Bronson intercepted a Shane Matthews pass and returned it a team-record 97 yards for the touchdown. After a Chicago touchdown and a 49ers field goal, the score was 31-16 early in the fourth quarter. The Bears then racked up 15 unanswered points on two touchdown drives to tie the game at 31 and send it into overtime. The 49ers won the coin toss and the offense took over. On the first play from scrimmage, Garcia was intercepted by Mike Brown, who raced 33 yards for the touchdown and the 37-31 victory for Chicago.

	1st	2nd	3rd	4th	OT	Final
49ers	14	0	14	3	0	31
Bears	0	9	7	15	6	37

November 18, 2001

## San Francisco 25, Carolina 22

In their fourth overtime game of the season, setting a new team record, the 49ers pulled out an exciting 25-22 victory over the Carolina Panthers. The game was a see-saw battle with each team going back and forth until the fourth quarter. The Panthers went ahead late in the fourth quarter after a Jeff Garcia interception. Wesley Walls scored on a 24-yard pass, but the two-point conversion failed, leaving the Panthers with a slim 19-14 lead. On the next 49ers drive, Garcia was intercepted again, this time deep in 49ers territory. The San Francisco defense held Carolina to only a field goal and the 49ers were down 22-14 with just 1:52 remaining in the game. Garcia started the offense on its own 34-yard line and began the two-minute drill. The 49ers moved down the field to the Panthers seven-yard line, where Garcia threw a fade route to Terrell Owens, who snatched it out of the air with one second remaining on the clock to cut the score to 22-20. Garcia then found Eric Johnson in the end zone for the two-point conversion to send the game into overtime. San Francisco won the coin toss and started its drive at its own 26-yard line. Garcia completed three-of-four passes for 27 yards, while Garrison Hearst rushed twice for 34 yards to bring the 49ers down to Carolina's nine-yard line. Jose Cortez came on for the game-winning field goal from 26 yards out, splitting the uprights to give the 49ers the 25-22 overtime victory.

	1st	2nd	3rd	4th	OT	Final
49ers	0	7	7	8	3	25
Panthers	7	3	3	9	0	22



November 3, 2002

San Francisco 23, Oakland 20

The 49ers visited the Oakland Raiders and turned in an exciting performance. Tied at 13 entering the fourth quarter, the game see-sawed back and forth before heading into overtime. San Francisco scored first in the fourth quarter when Jeff Garcia connected with Tai Streets for a three-yard touchdown to take the lead at 20-13. Oakland answered after the ensuing kickoff went out of bounds and the Raiders got the ball at their own 40-yard line. Oakland converted a crucial fourth-and-three play to maintain possession and ended the drive with a 10-yard touchdown run by Charlie Garner with just over six minutes remaining. The 49ers then ate up the clock with an impressive 13-play drive into scoring position, where Jose Cortez missed a 27-yard field goal at the end of regulation to send the game into overtime. The 49ers won the toss and launched a 17-yard drive. It was there that Cortez lined up for the game-winning 23-yard field goal that sailed through the uprights.

	1st	2nd	3rd	4th	OT	Final
49ers	10	0	3	7	3	23
Raiders	7	6	0	7	0	20

November 17, 2002

San Diego 20, San Francisco 17

In their second overtime game in three weeks, the 49ers dropped a close one to the San Diego Chargers. San Francisco took the early lead, leading 17-7 at the start of the fourth quarter. However the Chargers reeled off 10 unanswered points in the final period to tie the game at 17 to send it into overtime. In overtime, the Chargers won the toss and returned the opening kickoff 39 yards. But the drive stalled there and San Diego was forced to punt. On the ensuing 49ers possession, the offense drove down the field to the San Diego 23-yard line where Jose Cortez's game-winning field goal sailed wide right. The Chargers took over and promptly drive down the field in nine plays where Steve Christie nailed the 40-yard game-winning field goal.

	1st	2nd	3rd	4th	OT	Final
49ers	0	7	10	0	0	17
Chargers	7	0	0	10	3	20

September 14, 2003

St. Louis 27, San Francisco 24

In an early-season division battle, the St. Louis Rams prevailed over the 49ers in overtime in a back and forth battle. The Rams went ahead late in the fourth quarter, 24-17, with 3:20 remaining. Undaunted, Jeff Garcia calmly led his team down the field for the game-tying 13-yard touchdown pass to Terrell Owens with 19 seconds remaining in regulation. The 49ers recovered a fumble on the ensuing kickoff and had the ball at midfield. After an incomplete pass, Garcia connected with Cedrick Wilson on a 29-yard pass on second down with nine seconds remaining. Instead of falling to the ground and taking a timeout, Wilson kept running and was tackled as time ran out and the game headed into overtime. The Rams won the toss and received the kickoff, which they returned to their 48-yard line. After a one-yard run by Marshall Faulk, the 49ers were penalized 15 yards for a face mask penalty. Marc Bulger then completed two straight passes which brought St. Louis to the 49ers 10-yard line. Jeff Wilkins then came on and hit the winning 28-yard field goal.

	1st	2nd	3rd	4th	OT	Final
49ers	7	3	7	7	0	24
Rams	7	0	7	10	3	27

October 26, 2003

Arizona 16, San Francisco 13

In another division battle, the 49ers had their second overtime game of the season, this time at Arizona. The field goal kicking was the story of this game as the 49ers missed both field goal attempts and made only 1-of-2 PATs and the Cardinals made only 3-of-6 field goal attempts. The Cardinals had the lead 13-6 in the fourth quarter when the 49ers tied the game on one of the most improbable touchdowns in team history. Jeff Garcia fumbled at the one-yard line and the ball was recovered by offensive lineman Kwame Harris, who scored his first career touchdown. The game was tied at 13 with 2:25 left to play. The Cardinals had another shot to get into scoring position, but were forced to punt and gave the 49ers one more shot for the victory with almost six minutes remaining in regulation. San Francisco then launched a drive that put the offense at the Arizona 16-yard line. But Owen Pochman missed the potential game-winning field goal, his second missed field goal of the day, this time from 35 yards out. This breathed new life into Arizona, who drove down to the San Francisco 32-yard line. With five seconds remaining in regulation, Tim Duncan attempted the game-winning 50-yard field goal, which was short, and the game headed to overtime. In overtime, the Cardinals won the toss and drove down to the 49ers 22-yard line in eight plays. Duncan set up for another chance at a game-winning field goal, this one from 39 yards out. The kick sailed through the uprights and the Cardinals notched the 16-13 victory.

	1st	2nd	3rd	4th	OT	Final
49ers	6	0	0	7	0	13
Cardinals	7	3	3	3	3	16

December 21, 2003

San Francisco 31, Philadelphia 28

The 49ers recorded their first overtime win of the season and also their first road win of 2003 with a 31-28 victory over Philadelphia. The two teams traded points back and forth heading into the final quarter. The 49ers kicked a 25-yard field goal on the first play of the fourth quarter to cut Philadelphia's lead to 21-20. On San Francisco's next possession, Kevan Barlow ran for 26 of his career-high 154 total yards and scored from one-yard out to give the 49ers a 26-21 lead. The two-point conversion attempt was successful and the 49ers had a seven-point lead with five minutes remaining in the game. The Eagles answered with a 10-play drive, adding seven points to tie the game on a Todd Pinkston touchdown grab with a little over a minute remaining in regulation. Philadelphia won the overtime coin toss and started its drive at its own 21-yard line. On the first play in the extra period, Tony Parrish, who notched an interception on the game's first drive, intercepted another pass and ran it back to the Eagles four-yard line. Todd Peterson then came out and nailed the 22-yard game-winning field goal.

	1st	2nd	3rd	4th	OT	Final
49ers	7	7	3	11	3	31
Eagles	0	14	7	7	0	28

October 10, 2004

San Francisco 31, Arizona 28

QB Tim Rattay joined an elite group of quarterbacks who have led the 49ers to come from behind victories in a 31-28 overtime victory against the visiting Arizona Cardinals at Monster Park. Rattay coolly directed two late fourth-quarter scoring drives that sent the game into overtime after trailing by 16 points with 8:19 remaining. In overtime, Rattay again led the team

downfield and buoyed by a roughing the passer penalty, put them into scoring position where K Todd Peterson banged home the game-winning 32-yard field goal. Rattay finished the game with a CAREER-HIGH 417 yards passing and a quarterback rating of 99.8. He was an impressive 14 of 20 for 115 yards and two touchdowns in the fourth quarter. He also broke QB Joe Montana's team record by completing 38 passes. Montana held the previous mark of 37. Rattay's favorite target on the day was TE Eric Johnson who hauled in a career-high 13 receptions for 162 yards and one touchdown. Johnson caught a six-yard touchdown from Rattay with 4:35 remaining in the game that pulled the 49ers within 10 points. Rattay ran in the two-point conversion and suddenly the 49ers were within eight points. Now they needed a stop and the defense was up to the task, forcing a Cardinals punt. Taking over at the 49ers 28-yard line, Rattay started off with a nine-yard pass to WR Curtis Conway, then scampered 15 more yards before hitting Conway on a 14-yard pass to get the 49ers to the Cardinals 23. From there Rattay found WR Brandon Lloyd in the corner of the end zone and the 49ers were within two points. Lloyd then slipped in front of the defender and caught Rattay's two-point offering sending the game into overtime. The 49ers won the overtime coin toss and never relinquished the ball. A roughing the passer penalty on Arizona's DT Darrell Dockett helped the 49ers cause and Rattay took advantage as he quickly moved the team into scoring position where Peterson knocked home the game-winner.

	1st	2nd	3rd	4th	OT	Final
49ers	0	6	6	16	3	31
Cardinals	0	14	0	14	0	28

December 12, 2004

San Francisco 31, Arizona 28

First-year RB Maurice Hicks earned the game ball after an inspiring 139-yard performance on 34 attempts. He and QB Ken Dorsey carried the 49ers to their second victory of the season, a 31-28 overtime victory in Arizona. San Francisco did have to work for the win, despite taking a 28-3 lead in the third quarter. The Cardinals staged a furious rally and almost answered the 49ers overtime win earlier in the season at Monster Park. But some key plays from the defense and the legs of Hicks proved the difference of the day. Hicks, making his first career NFL start, had four carries for 42 yards in overtime including a significant 17-yard gain that set-up K Todd Peterson's game-winning field goal. Facing 2nd and 3 from the Cardinals 30-yard line, Hicks took the handoff from Dorsey, cut off the tackle to his right and raced downfield before he was knocked out of bounds at the 13. Dorsey finished the game completing 18 of 34 passes for 191 yards and three scores for a passer rating of 99.0. Starting for the injured QB Tim Rattay, Dorsey threw his first career touchdown to WR Brandon Lloyd for the first score of the day. He then connected twice with WR Cedrick Wilson for scores as Wilson led the receiving efforts with five receptions for 83 yards and two scores, including a 19-yard catch to keep the 49ers game-winning drive alive. Dorsey was sacked just once in his 34 passing attempts behind an offensive line that played its best game of the year.

	1st	2nd	3rd	4th	OT	Final
49ers	7	14	7	0	3	31
Cardinals	0	3	7	18	0	28

January 1, 2006

San Francisco 20, Houston 17

The San Francisco 49ers rallied from a 10–0 first quarter deficit for a 20–17 overtime victory over the Houston Texans to close out the 2005 campaign with two consecutive wins for a 4–12 record. The 49ers dominated the line of scrimmage, gaining 182 yards on the ground and controlling the clock for 44:03. The 49ers used a combination of RB Frank Gore (108 yards) and RB Maurice Hicks (64 yards) to take control on the ground. S Mike Adams was the star of the game on defense after finishing with two interceptions, one that was returned for a touchdown and the other that led to the game-winning field goal in overtime. QB Alex Smith helped lead the 49ers to a touchdown at the end of the first half by converting a key third-and-13 situation with a 14-yard strike to WR Brandon Lloyd and then three plays later threw his first NFL touchdown pass when he rolled to his right and found Lloyd in the back of the end zone for a 14-yard score. The 49ers took the second half kick and went on a 14-play, 56-yard drive that ended with a 42-yard field goal by Nedney to tie the game at 10–10. Houston responded when Banks fired a 31-yard pass to WR Corey Bradford to get into San Francisco territory followed by a 25-yard touchdown pass to Bradford to retake the lead at 17–10. Adams, who made his first NFL start at cornerback, intercepted QB Tony Banks at the end of the third quarter and returned it 40 yards for a touchdown to tie the game at 17–17. Then in overtime, Banks went deep but Adams intercepted the pass and alertly lateraled to S Ben Emanuel, who ran 35 yards to the Houston 21-yard line. After two short runs, PK Joe Nedney nailed a 33-yard field goal to give the 49ers the 20–17 victory.

	1st	2nd	3rd	4th	OT	Final
49ers	0	7	10	0	3	20
Texans	10	0	7	0	0	17

December 31, 2006

San Francisco 26, Denver 23

The San Francisco 49ers overcame a 13–0 deficit to pull out a 26–23 win over the Denver Broncos at Invesco Field at Mile High. The 49ers played the role of spoilers when the victory knocked the Broncos out of the playoffs. The 49ers come-from-behind win was led by three outstanding individual efforts: RB Frank Gore gained 153 rushing yards, PK Joe Nedney kicked four field goals along with the game winner in overtime, and CB Walt Harris snagged two interceptions, including a 28-yard touchdown return in the third quarter. WR Bryan Gilmore had two key plays in overtime to advance the 49ers into field goal range for the game winning kick. During the first half, strong 49ers goal-line defense helped limit Denver to a pair of field goals on drives that were stopped when the Broncos were in first-and-goal situations. The 49ers defense again held Denver to a field goal in the third quarter when the Broncos had a first-and-goal inside the five-yard line. Denver went ahead 13–0 in the second quarter when CB Champ Bailey took a deflected theft 70 yards into the end zone. Nedney booted a 46-yard field goal to put the score at 13–3 in Denver's favor at the end of the half. San Francisco rallied in the second half, converting its first series into a 12-play, 76-yard touchdown drive. FB Moran Norris caught a short pass from Smith and weaved in and out of traffic for a 32-yard touchdown. The 49ers took the lead on the ensuing drive when Harris picked off QB Jay Cutler and went 28 yards untouched for a touchdown that gave the 49ers a 17–13 lead. Denver responded with a field goal on the next series, but the 49ers added two field goals in the

fourth quarter for a 23–16 advantage with 6:14 to play in regulation. Cutler completed a nine-yard touchdown pass to TE Tony Scheffler to tie the game at 23–23 and send it into overtime. Denver won the coin toss, but was forced to punt on two drives before a 12-yard return by PR Brandon Williams allowed the 49ers to start their game-winning drive at their own 39-yard line. Gilmore gained 20 yards on an end route and then caught a 14-yard pass from QB Alex Smith for a first down at the Denver 25-yard line. Two plays later, Nedney kicked a 36-yard field goal to give San Francisco the win.

	1st	2nd	3rd	4th	OT	Final
49ers	0	3	14	6	3	26
Broncos	3	10	3	7	0	23

November 25, 2007

San Francisco 37, Arizona 31

The San Francisco 49ers completed a series sweep of the Arizona Cardinals with a 37–31 overtime victory to snap an eight-game losing streak at the University of Phoenix Stadium. DE Ron Fields forced QB Kurt Warner to fumble on a sack in the end zone, and LB Tully Banta-Cain recovered the ball for a touchdown in overtime to seal the win. The play was set up after PK Neil Rackers missed a 32-yard field goal in overtime. Rackers was successful on a field goal from the San Francisco nine-yard line, but the Cardinals were penalized for a delay of game penalty, moving the ball back to the 14-yard line where Rackers was wide to the left. A 59-yard punt by P Andy Lee followed by an Arizona penalty forced the Cardinals to begin their next drive at the three-yard line, setting up the 49ers defensive touchdown to get the win. RB Frank Gore went over the 100-yard mark for the first time in 2007, finishing with 116 yards and two touchdowns, including a 35-yard touchdown run with 1:25 to play to give the 49ers a 31–28 lead. Warner completed five passes on the ensuing drive to get Arizona to the one-yard line with six seconds to play. CB Donald Strickland broke up a pass in the end zone to force Arizona to settle for a 19-yard field goal as time expired in regulation. In overtime, Warner completed a short pass to WR Sean Morey, who raced down the sidelines for a 62-yard gain before LP Patrick Willis caught up with him to make a game-saving tackle at the 14-yard line. That set up Rackers game-winning field goal attempt. The 49ers had three first half turnovers with two CB Walt Harris interceptions and a strip by CB Nate Clements to lead to 14 points. San Francisco had a 17–7 lead and appeared to be in position to take a 17–14 halftime lead after Harris' second interception gave the 49ers a first down at their own 41-yard line. QB Trent Dilfer moved the team inside Arizona territory to the 37-yard line with 11 seconds to go to set up a field goal attempt. PK Joe Nedney attempted a 55-yard field goal that went wide, leaving six seconds on the board for the Cardinals. Warner completed a short pass to the sideline and then with two seconds left completed a 48-yard Hail Mary pass to WR Larry Fitzgerald for a touchdown and a 21–17 halftime lead. A 57-yard touchdown pass from Dilfer to WR Arnaz Battle in the third quarter pushed the 49ers back in front, 24–21, heading into the final quarter. Cardinals backup QB Tim Rattay completed a two-yard touchdown on a fourth-down play midway in the fourth quarter to take a 28–24 lead. Gore's 35-yard touchdown with 1:25 recaptured the lead for San Francisco, but Rackers last second field goal sent the game to overtime.

	1st	2nd	3rd	4th	OT	Final
49ers	7	10	7	7	6	37
Cardinals	7	14	0	10	0	31

September 14, 2008

San Francisco 33, Arizona 30

The San Francisco 49ers overcame a 14-point first quarter deficit to win 33–30 in overtime after PK Joe Nedney nailed a 40-yard game-winning field goal. After closing the gap to 20–13 at halftime, the 49ers intercepted Seattle on the first two drives of the second quarter, including one that was returned for a touchdown. On the first series of the second half, CB Walt Harris tipped a QB Matt Hasselbeck pass that was picked off and returned 86 yards for a touchdown by LB Patrick Willis to tie the game at 20–20. On the next series, DE Ray McDonald tipped a pass that was intercepted by Harris at the Seattle 41-yard line to help set up the go-ahead touchdown. QB J.T. O'Sullivan completed back-to-back passes to WR Bryant Johnson to move the 49ers to the 22-yard line to help get into position for a two-yard touchdown run by RB Frank Gore to lift the 49ers in front, 27–20. Seattle responded with a 15-play, 74-yard drive that ended in a touchdown to tie the game at 27–27. After both teams exchanged field goals to get the score tied at 30–30, the 49ers forced Seattle to punt from its own 12-yard line and the 49ers began a drive at the Seattle 49-yard line with 1:09 to play in regulation. The team moved to the 23-yard line with three seconds to play to set up a game-winning field goal attempt. Nedney's 41-yard attempt sailed wide to the right to send the game to overtime. The 49ers won the toss and elected to receive. O'Sullivan completed a 33-yard pass to WR Isaac Bruce on third-and-seven and a five-yard pass to WR Arnaz Battle on a third-and-two situation to push the 49ers to the 23-yard line where Nedney connected on a 40-yard field goal to give San Francisco the win. O'Sullivan registered his first 300-yard game, finishing 20-of-32 for 321 yards with one touchdown. Bruce had his first 100-yard game as a member of the 49ers with 153 yards on four catches, including a 63-yard catch in the second quarter to help get the 49ers in position for O'Sullivan's three-yard touchdown pass to Johnson. Seattle jumped to a 14–0 first quarter after taking advantage of two miscues by the 49ers. LB Manny Lawson blocked a Seattle punt early in the game, however Seattle recovered the loose ball and converted it into a first down inside San Francisco territory on a drive that ended with a Seattle touchdown. On the next series, Seattle forced Gore to fumble deep in Seahawks territory on a play that resulted in a 10-yard touchdown return by DT Craig Terrill.

	1st	2nd	3rd	4th	OT	Final
49ers	3	10	14	3	3	33
Seahawks	14	6	0	10	0	30

November 14, 2010

San Francisco 23, St. Louis 20

The San Francisco 49ers Week 10 matchup would be a battle between NFC West foes as they hosted the division leading St. Louis Rams at Candlestick Park. With the chance to get back into the hunt for the NFC West and compile back-to-back wins for the first time this season, the 49ers would take a big step and put the game in the hands of former Heisman Trophy winner QB Troy Smith. Along with late game heroics that came down to the first overtime contest for the 49ers this season, the game proved to be a classic NFC West shootout. The Rams would also rely on a former Heisman Trophy winner in QB Sam Bradford to come in and test the 49ers at home. With two quarterbacks of storied pasts, the game turned out to be an offensive showcase as both teams would throw for a combined 607 yds., as well as 753 yds. of total offense. All

would come down to an overtime FG off the foot of K Joe Nedney, who connected on a 29-yd. game-winning kick that gave the 49ers the 23–20 win. With St. Louis winning the toss and electing to receive, Bradford started things off, marching his team down the field. The drive ultimately would be halted, but not before a K Josh Brown's 42–yd. FG put the Rams on the board 3–0 to start the game. Coming off a bye and an extra week to prepare, the 49ers picked up right where they left off in London, as they were able to effectively spread the ball down the field, putting up 421 yds. of total offense. Smith proved to be a major part of the offensive onslaught as he completed 17 of 28 pass atts. for a career-high 356 yds. and 1 TD through the air. Smith's 356 yds. were the most by a 49ers QB since QB Tim Rattay threw for 417 yds. on 38 of 57 pass atts. vs. Arz. (10/10/04). From start to finish, the 49ers found ways to get the ball to multiple players throughout the offense as Smith connected with 5 different receivers who registered 60 yds. rec. or more. It marked the first time in franchise history that at least 5 receivers totaled 60 yds. rec. or more. Smith started the carousel of offensive production with a 32–yd. pass to TE Vernon Davis. On the very next offensive drive, Smith hooked up with WR Josh Morgan for a 65–yd. pass deep down the right side that brought him to the 1–yd. line, setting up a 1–yd. TD run by RB Frank Gore and giving the 49ers a 7–3 lead. The 49ers offense would continue to pour on the yards as they successfully moved the ball down field and allowed Nedney to connect on a 26–yd. FG to put the home team up 10–3 with 12:04 left to go in the half. The Rams eventually would find their way into the end zone as QB Sam Bradford connected with WR Danny Amendola for a 5–yd. TD pass to tie the game at 10 a piece heading into halftime. The 49ers found themselves down heading into the 4th qtr. after Rams RB Steven Jackson scampered for a 13–yd. TD to bring the score to 10–17. With the home team down 13–17 late in the 4th qtr. the 49ers would once again turn to their quarterback. With 2:30 remaining on the clock, the 49ers faced a 3rd and 32 situation at the SF 47–yd. line. Smith then connected on back–to–back passes to Gore of 14 and 23 yds. to move the chains, before firing a 16–yd. TD strike to WR Michael Crabtree to give the 49ers the lead. Rams marched right back down the field and scored off of a 33–yd. FG by Brown, forcing overtime. After St. Louis won the toss, the 49ers defense made a crucial 3 and out stop, which included a 3rd down sack by DT Justin Smith that allowed the 49ers to get the ball back and set up the game-winning FG.

	1st	2nd	3rd	4th	OT	Final
Rams	3	7	7	3	0	20
49ers	7	3	0	10	3	23

## September 18, 2011 Dallas 27, San Francisco 24

San Francisco's regime led by Jim Harbaugh and his new but experienced staff, entered the historic rivalry match against the Dallas Cowboys with something to prove at Candlestick Park. The 49ers started off as they had hoped, scoring 2 first-half TDs and blanking America's Team, but big pass plays late in the game would ultimately cause the Niners to fall short as they were edged 27–24 in overtime. Dallas opened the 1st

qtr. marching down the field, but came up short after a failed 21–yd. FG attempt by K Dan Bailey. After exchanging the next couple of possessions, QB Alex Smith led the Niners on a 68–yd. drive, capped off by a 1–yd. TD by RB Frank Gore in the 2nd qtr. The 49ers front seven played strong, swarming and stopping the run, allowing Smith and the Niners to regain possession to take a 14–0 lead. The 12–yd. throw from Smith marked the first TD of WR Kyle Williams' career and the team's first passing TD of 2011. QB Tony Romo and the Cowboys answered before the half on a 71–yd. drive, capped off by a 53–yd. TD slant to WR Miles Austin, making it a one score game heading into the half. Dallas lost its starting QB for a brief stretch in the 3rd qtr., when it appeared Romo's rib injury – occurring on the 3rd play of the game – had become too much of a hindrance. Backup QB Jon Kitna started the 3rd qtr. and threw a tying TD pass and 2 INTs in relief. Displaying good ball skills and awareness, CB Tramaine Brock came up with his 2nd INT of the season in as many weeks, reacting to a Kitna tipped pass and coming up with the turnover. Smith and the 49ers took advantage of the Cowboys turnover with a deep pass down the right sideline to TE Delanie Walker for 29 yds. and the go–ahead TD entering the 4th qtr. K David Akers connected on a 55–yd. FG, marking the longest FG in Candlestick Park history, and the Niners built up a 10–pt. cushion. The Cowboys charged back from the 24–14 deficit when Romo hit Austin for a leaping 25–yd. TD, and then directed a 10–play, 44–yd. drive in the final 4 minutes that ended with an overtime–forcing, 48–yd. field goal. After the Cowboys' defense forced a punt on the 49ers first OT drive, Romo found backup WR Jesse Holley in stride for a 77–yd. gain that set up 19–yd. game-winning FG.

	1st	2nd	3rd	4th	OT	Final
Cowboys	0	7	7	10	3	27
49ers	0	14	7	3	0	24

## January 22, 2012 New York Giants 20, San Francisco 17 NFC Championship Game

When asked what his message was to his players after falling short to the New York Giants in the NFC Championship game, Harbaugh stated, "As Sir Andrew Barton said, 'Fight on my men, we're hurt but not slain. We'll lay down and bleed a while. Then we'll rise and fight again.'" Harbaugh, of course was referring to his team's blue-collar mentality after the Giants escaped rain-soaked Candlestick Park with a 20–17 overtime victory. "They stand toe-to-toe and fight every time they go out onto the field," added Harbaugh. "Be forever proud of our players and coaches the way they compete." Harbaugh got the Niners to the brink of the Super Bowl in his rookie year, taking over a 6–10 team and going 13–3 to win the NFC West. The extra minutes at Candlestick Park went in favor of the opponent in a year where most didn't expect a storybook season. The 49ers defense played stoically, recording six sacks on Giants QB Eli Manning, which ranked t–2nd for the most sacks in a postseason game in franchise history (6 – four times, last vs. Den. – 1/29/90). TE Vernon Davis gave the 49ers a 7–0 lead with 7:11 remaining in the 1st qtr. after running a pattern down the right sideline and outracing the secondary for a 73–yd. TD recept. from QB Alex Smith. On their ensuing drive, the Giants

drove from their own 31 to the San Francisco 34–yd. line. On 3rd–and–1, Manning and the Giants failed to get a first down despite two opportunities. The Giants eventually evened the score on a 10–play, 69–yd. drive when TE Bear Pascoe caught Manning's short pass at the 6–yd. line and stepped into the end zone for the TD. The Giants added a FG with two seconds remaining in the 2nd qtr. to give them a 10–7 edge going into the locker room. Davis' second TD of the game, gave the lead back to the Niners at 14–10 with 5:18 remaining in the 3rd qtr. San Francisco's 3–play, 54–yd. TD drive was set up by a short pass to RB Frank Gore, who turned it into a 24–yd. gain. On the next play, Davis went in motion from right to left and caught a lofted pass to the end zone by Smith. The Giants took the lead back after the ball inadvertently glanced off WR Kyle Williams on a punt, giving the ball back to the Giants on their 29 yard line. Manning connected a 17–yard pass to WR Mario Manningham to give the Giants a 17–14 lead with 8:41 remaining. Williams' 40–yd. return on the ensuing kickoff enabled the 49ers to start their next possession at their own 45. On consecutive plays, Smith scrambled for 17 yds. and RB Kendall Hunter ran for 18 more, resulting in a K David Akers game-tying FG with 5:39 to go, 17–17. After both teams went 3–and–out on their first overtime possession, a Giants takeaway on a Williams fumble, forced by LB Jacquian Williams on a punt return, gave the Giants possession at their own 36 with 9:32 remaining. After converting one first down, K Lawrence Tynes sent the season–ending 31–yd. FG through the uprights.

	1st	2nd	3rd	4th	OT	Final
Giants	0	10	0	7	3	20
49ers	7	0	7	3	0	17

## November 11, 2012 St. Louis 24, San Francisco 24

The 24–24 stalemate marked the 14th tie for the 49ers since joining the NFL in 1950 and first since 1986 [10–10 at Atl. (10/19)]. It also marked the 49ers first tie at Candlestick Park since 1972 [20–20 vs. NO (10/22)]. St. Louis got off to a fast start, scoring on a 36–yd. TD pass from QB Sam Bradford to WR Brian Quick. The Rams next possession went 7–plays, for 93–yds., ending with a 7–yd. TD run by RB Steven Jackson to make the score 14–0 at the end of the 1st qtr. The 49ers answered on their next possession, driving 78–yds. on 12–plays, capped off by QB Alex Smith's 14–yd. TD pass to WR Michael Crabtree. Crabtree's TD recept. came on 3rd–and–7, marking his 3rd TD on 3rd down this season, ranking t–3rd in the NFL. Crabtree has tallied a TD in each of his last 5 games against St. Louis. Following the TD drive, Smith left the game due to injury. The San Francisco defense stiffened following the offense's TD, forcing two consecutive three–and–outs and what would have been a third if not for P Johnny Hekker's 1st down completion on a Rams fake punt. Three plays after the fake punt, LB Aldon Smith ended the Rams drive and the 1st half with his first of 2.0 sacks in the game. Smith has recorded 9.5 sacks for the season and 23.5 for his career. Smith's 9.5 sacks ranks 3rd in the NFL and 1st in the NFC. The first possession for each team to start the 3rd qtr. resulted in no change on the scoreboard. With 8:43 remaining in the 3rd qtr., St. Louis began a 16–play drive that milked 8:25 off the clock and resulted in a 27–yd. FG by K Greg Zuerlein, stretching the lead to 17–7. On the



49ers next possession, Alex Smith's backup, QB Colin Kaepernick, led the Niners down the field, completing 5 of 5 pass attempts for 67-yds. Kaepernick finished the drive with a 7-yd. TD run, as he successfully dove inside the pylon with 8:48 remaining in the 4th qtr. On the ensuing kickoff, RB Isaiah Pead fumbled the ball at the St. Louis 28-yd. line. CB Tramaine Brock (1st career FF) forced the fumble, it was recovered by S Darcel McBath (1st career FR) and returned 8-yds. to the Rams 20-yd. line. The 49ers first play following the fumble resulted in a 20-yd. TD run by RB Frank Gore. Gore rushed for 97-yds. on 21 carries. The 20-yd. TD run marked his 5th TD of the season and 48th of his career. He currently trails just RB Joe Perry (50) and RB Roger Craig (50) for the most rushing TDs in franchise history. The TD made the score 21-17 in San Francisco's favor with 8:29 left in the 4th qtr. The Rams answered the 49ers score with a score of their own, going 14-plays, for 81-yds. capped off by a 2-yd TD pass from Bradford to WR Austin Pettis. The long St. Louis drive left only 1:13 on the clock, as the 49ers trailed 24-21. Kaepernick engineered an 8-play, 63-yd. drive under pressure, accounting for 54 yds. to set K David Akers up for a 33-yd. game-tying FG to force overtime. In the extra period, St. Louis won the toss and elected to receive. On the Rams first play, Amendola recorded an 80-yd. recept. down to the 49ers 2-yd. line, but an illegal formation penalty against the Rams erased the long catch and brought the ball back to the St. Louis 13-yd. line. A few plays later, San Francisco forced a Rams punt, setting up good field position for the 49ers offense. The 49ers drove down to the St. Louis 23-yd. line, to set Akers up for a 41-yd. FG attempt that was wide left. The Rams took the ball, drove to the San Francisco 40-yd. line and Zuerlein also missed the potential game-winning FG as neither team was able to score before the clock ran out, resulting in a tie.

	1st	2nd	3rd	4th	OT	Final
Rams	14	0	3	7	0	24
49ers	0	7	0	17	0	24

## December 2, 2012 St. Louis 16, San Francisco 13

The 49ers and Rams had to play deep into overtime for the second time this season, as St. Louis outlasted San Francisco in a tough divisional matchup. Both defenses played well, resulting in only one scoring play during the 1st half. After forcing a Rams 3-and-out, the 49ers took over on their own 40-yd. line. On the first play of the drive, RB Frank Gore gained 23-yds. on the ground, putting the ball at the St. Louis 37-yd. line. The offensive line continued to open up holes for Gore, as he ran for 18 more yds. on 3 carries and capped off the drive with a 1-yd. TD run, making the score 7-0 with 3:01 remaining in the 1st qtr. After the San Francisco TD, the Rams offense was held to its second consecutive 3-and-out. With 2:31 remaining in the 2nd qtr., the 49ers defense recorded its third 3-and-out in four defensive series, with LB Aldon Smith forcing a long 3rd down after registering his 17.5 sack of the season. His 17.5 sacks ties the 49ers single-season franchise record (Fred Dean - 1983). Smith now has 31.5 career sacks, surpassing Hall of Fame DE Reggie White (31.0) for the most sacks by a player in their first two years in NFL history. On the 49ers second possession of the 3rd qtr., Kaepernick was flagged for intentional grounding in the end zone, which resulted in a safety making the

score 7-2 with 4:36 left in the 3rd qtr. San Francisco answered with its next offensive possession, marching 94-yds. on 13 plays to setup K David Akers for a 23-yd. FG. WR Michael Crabtree caught 4 passes for 69 during the drive. For the game, Crabtree tallied 7 receipts. for 101 yds., marking his 2nd 100-yd. game of the season and 5th of his career. The Rams were unable to get on the scoreboard with their next offensive possession, but they did after recovering a fumble by Kaepernick on 3rd-and-3 and CB Janoris Jenkins returned the loose ball 2 yds. for a TD. QB Sam Bradford completed the 2-point conversion attempt to TE Lance Kendricks to knot the score at 10 apiece with 3:04 remaining in the 4th qtr. Kaepernick showed poise on the next possession, following the fumble, as he rushed for 50 yds. down to the St. Louis 14-yd. line. Kaepernick rushed for 84 yds. on 9 carries. His 84 yds. on the ground are the most by a 49ers quarterback since Steve Young rushed for 102-yds. vs. NO (12/23/90). Akers was able to put the 49ers up by 3 with a 33-yd. FG with 1:38 remaining. The Rams managed to drive 45 yds. on 7 plays to set Zuerlein up for a 53-yd. FG that sailed through the uprights as the clock expired to send the game into overtime. In overtime, it took 14:30 of 15 minutes to decide the outcome of the game, as Zuerlein made a 54-yd. FG to end the game with a final score of 16-13.

	1st	2nd	3rd	4th	OT	Final
49ers	7	0	0	6	0	13
Rams	0	0	2	11	3	16

## November 9, 2014 San Francisco 27, New Orleans 24

A late-game sack and forced fumble by LB Ahmad Brooks setup a game-winning FG in overtime by K Phil Dawson, as the 49ers defeated the Saints, 27-24, at the Mercedes-Benz Superdome. On the opening drive of the game, QB Drew Brees' pass intended for WR Marques Colston was picked off by S Antoine Bethea and returned to the Saints' 19-yd. line. Three plays later, RB Frank Gore scored from four yards out to give the 49ers an early 7-0 lead. On the drive, Gore moved past RBs Eddie George and Tiki Barber for the 24th most rushing yds. in NFL history. A three-and-out by the Saints gave San Francisco the ball at its own 21-yd. line. The 49ers offense pieced together a 13-play, 79-yd. drive that was capped off by a 9-yd. TD run by RB Carlos Hyde. With the 49ers leading 14-0, the Saints responded with a scoring drive of their own, as K Shayne Graham connected on a 40-yd. FG to make the score 14-3. Early in the 2nd qtr., Brees found WR Brandin Cooks for a 31-yd. TD pass to bring the score to 14-10. San Francisco's offense countered with a 15-yd. TD pass from QB Colin Kaepernick to WR Anquan Boldin to extend his streak of at least one TD pass to 16 consecutive games, the 2nd longest streak by a QB in franchise history. Boldin recorded 6 receipts. for 95 rec. yds. and 1 TD, and now has 635 recept. yds. this season, becoming one of 12 players in NFL history to register 12 seasons with 600-or-more rec. yds. Both teams exchanged punts before the Saints drove down to the 49ers 22-yd. line, where CB Chris Culliver picked of Brees' pass in the end zone to close the first half. On New Orleans' second drive of the 3rd qtr., Brees led the Saints offense on a 10-play, 64-yd. drive and found TE Jimmy Graham for an 11-yd. TD. With the 49ers leading 21-17 late in the game, Brees connected with Graham for the duo's 2nd TD of the game to give

the Saints a 24-21 lead with 1:55 remaining. Unable to gain ground on its first three plays, San Francisco's offense faced a critical 4th-and-10 on its own 22-yd. line. Kaepernick scrambled to his right and found WR Michael Crabtree on a 51-yd. reception. Three plays later, K Phil Dawson kicked the game-tying FG from 45 yds. out to send the game into overtime. After both teams failed to score points on their first drives, the Saints regained possession with 7:43 left in OT. On 2nd-and-15, Brooks sacked and stripped Brees and the fumble was recovered by LB Chris Borland. On the ensuing play, Dawson kicked a game-winning, 35-yd. FG to give the 49ers the victory on the road.

	1st	2nd	3rd	4th	OT	Final
49ers	14	7	0	3	3	27
Saints	3	7	7	7	0	24

## December 20, 2014 San Diego 38, San Francisco 35

San Francisco fell to San Diego, 38-35, in overtime in a game that saw the 49ers rush for a franchise-record 355 yds. On the opening drive of the game, RB Frank Gore ripped off a 52-yd. TD to give the 49ers an early 7-0 lead. Two possessions later, CB Perrish Cox intercepted QB Philip Rivers' pass intended for WR Seyi Ajirotutu, which marked his team-leading fifth INT of the season. Soon after, QB Colin Kaepernick drove the offense 67 yds. on 10 plays before finding WR Bruce Ellington on an 8-yd. TD pass. On San Diego's very next drive, S Antoine Bethea intercepted Rivers' pass and returned it 49 yds. for a TD to extend San Francisco's lead to 21-0. It marked the longest INT return and the first TD of Bethea's career. The Chargers responded on their next drive, as Rivers led an 8-play, 73-yd. drive that was capped off by a 15-yd. TD pass to WR Eddie Royal. Up 21-7, the 49ers held the ball for the final possession of the first half. San Francisco converted a 3-and-1 from San Diego's 1-yd. line on a reverse to Ellington, who scored on a 1-yd. TD run. With the score, Ellington became the first 49er to record both a rushing TD and receiving TD in the same game since Gore vs. NO (9/20/10), and the first 49ers rookie to accomplish the feat since RB Amp Lee at Min. (12/13/92). On San Diego's third drive of the 3rd qtr., Rivers found TE Antonio Gates on a 1-yd. TD pass. Following a nullified 70-yd. TD pass to TE Vernon Davis on San Francisco's next drive, Kaepernick was sacked and stripped and the fumble was recovered by Corey Liuget in the end zone to cut the 49ers' lead to 28-21. Following the turnover, Kaepernick ran 90-yds. for a touchdown to give San Francisco a 35-21 lead. His run marked the second-longest TD run by a QB in NFL history. In the 4th qtr., Rivers connected with Gates for a 21-yd. TD pass to cut the lead to 35-28. One drive later, Rivers orchestrated a late, 14-play, 80-yd. drive that was capped off by an 11-yd. TD pass to WR Malcolm Floyd to tie the game with 0:32 remaining in the game. The 49ers held the final possession of the game, but K Phil Dawson was unable to connect on a 60-yd. field goal to win the game. In overtime, the Chargers capitalized on a 49ers turnover and K Nick Novak kicked a game-winning 40-yd. FG to lead San Diego past San Francisco, 38-35.

	1st	2nd	3rd	4th	OT	Final
Chargers	0	7	14	14	3	38
49ers	7	21	7	0	0	35

December 6, 2015

San Francisco 26, Chicago 20

In Week 13, San Francisco traveled to the Windy City where they defeated the Chicago Bears at Soldier Field in overtime, 26–20. QB Blaine Gabbert completed 18–of–32 atts. for 196 yds. and 1 TD, while adding a career–high 75 (12.5 avg.) rushing yds. and his first career rushing TD. WR Anquan Boldin recorded 5 re–cepts. for 37 yds. on the day, becoming the 18th player in NFL history to record 13,000–or–more rec. yds. in their career. The Bears jumped out to an early 6–0 lead in the first quarter, as K Robbie Gould connected on 40–yd. and 51–yd. FGs on Chicago’s first two pos–sessions. On the third Bears possession, 49ers DB Jimmie Ward stepped in front of a QB Jay Cutler pass and returned it 29–yds. for his first career INT and first career TD. It marked the first INT for a TD by the 49ers defense since 12/20/14 vs. SD (S Antoine Bethea – 49–yd. INT return). However, a blocked point after attempt kept the score at 6–6. Chicago would take a 13–6 lead on their next possession, as RB Matt Forte found the end zone on a 5–yd rush early in the second quarter. The 49ers were quick to respond, as QB Blaine Gabbert engineered a 16–play, 81–yd. drive that took over eight minutes off the clock, and ended with a 1–yd. TD run from RB Shaun Draughn, his first TD as a member of the 49ers. It marked Draughn’s 3rd career rushing TD and first since 11/1/12 at SD as a member of the Kansas City Chiefs. The game remained tied at 13 until midway through the fourth quarter, when Bears RB Ka’Deem Carey gave the home team the 20–13 advantage with a 4–yd. TD run. On the ensuing possession, Gabbert took over at his own 36–yd. line with 3:27 remaining in the game. On the 6–play drive, Gabbert rushed for 60 yds., including a career–long 44–yd. TD, the first of his career, to tie the game at 20–20. On the following kick–off, Chicago WR Deonte Thompson recorded a 74–yd. return, setting the Bears up with prime field position for the win. However, after running the game clock down to two seconds, Gould missed the 36–yd. FG wide left to send the game to overtime. After winning the coin toss and choosing to receive, the 49ers were forced to punt only to force the Bears to punt three plays later. On the first play of the second possession of overtime, Gabbert connected with WR Torrey Smith on a 71–yd. TD pass, his 3rd TD recept. of 70–or–more yds. this season, to give San Francisco the 26–20 road victory. According to Elias, Smith became the first 49ers player to regis–ter 3 rec. TDs of 70–or–more yds. in the same season since WR John Taylor accomplished the feat in 1989.

	1st	2nd	3rd	4th	OT	Final
49ers	6	7	0	7	6	26
Bears	6	7	0	7	0	20

## PRESEASON RESULTS (SINCE 1946)

### 1946 (2-0)

17	L.A. Dons (San Diego/10,000)—A—24	7
34	Chicago Rockets (Kezar/34,000)—S—1	14

### 1947 (0-1)

7	L.A. Dons (Kezar/19,000)—A—24	14
---	-------------------------------	----

### 1948 (2-0)

42	L.A. Dons (Pasadena/58,207)—A—18	24
42	Baltimore (Kezar/35,139)—A—22	14

### 1949 (2-0-1)

28	L.A. Dons (Los Angeles/81,272)—A—10	7
21	Buffalo (Kezar/28,084)—A—14	0
21	Cleveland (Cleveland/31,157)—A—19	21

### 1950 (1-4)

12	Washington (Kezar/51,201)—A—20	31
10	Philadelphia (Kezar/17,000)—A—27	28
27	Baltimore (Baltimore/6,000)—A—30	14
21	Chicago Cards (Chicago/29,207)—S—1	28
10	Pittsburgh (Pittsburgh/19,733)—S—10	13

### 1951 (4-1)

45	Washington (Kezar/27,280)—A—19	14
7	Chicago Bears (Kezar/38,836)—A—26	24
24	Pittsburgh (Syracuse/18,000)—S—8	7
20	Green Bay (Minneapolis/19,021)—S—12	0
37	Chicago Cards (Omaha/10,000)—S—23	17

### 1952 (7-0)

79	SF Broncos+ (Kezar/87,000)—A—10	0
35	Washington (Kezar/35,234)—A—17	0
38	Chicago Cards (Kezar/34,109)—A—24	14
17	L.A. Rams (Los Angeles/67,799)—S—3	7
29	Pittsburgh (Pittsburgh/21,759)—S—7	14
35	Cleveland (Akron/30,199)—S13	31
76	San Jose Packers+ (SJ/6,839)—S—19	0

### 1953 (3-3-1)

42	Fort Ord# (Sacramento/17,000)—A—15	7
7	New York (Kezar/36,273)—A—23	20
7	Washington (Kezar/25,784)—A—30	0
10	L.A. Rams (Los Angeles/39,816)—S—3	35
31	Philadelphia (San Antonio/15,378)—S—7	28
14	Chicago Cards (Kezar/22,736)—S—13	14
21	New York (New York/22,551)—S—17	28

### 1954 (7-0)

42	Fort Ord# (Kezar/19,779)—A—8	14
43	New York (Kezar/29,296)—A—15	35
30	Washington (Sacramento/23,389)—A—21	7
42	Chicago Cards (Kezar/24,559)—A—29	7
38	Cleveland (Kezar/46,877)—S—5	21
28	L.A. Rams (Los Angeles/84,572)—S—10	27
37	Pittsburgh (Tucson/16,000)—S—15	14

# Service Team + Semi Pro Team

### 1955 (5-1)

7	Washington (Kezar/27,237)—A—7	6
60	Pittsburgh (Sacramento/23,496)—A—13	14
17	New York (Seattle/49,000)—A—20	28
17	Cleveland (Kezar/41,604)—A—28	14
43	Chicago Cards (Kezar/33,579)—S—4	7
31	L.A. Rams (Los Angeles/65,633)—S—9	10

### 1956 (3-3)

28	Cleveland (Kezar/38,741)—A—19	17
20	Washington (Kezar/27,812)—A—26	0
14	Chicago Cards (Kezar/28,758)—S—2	13
14	New York (Portland/28,448)—S—8	21
24	L.A. Rams (Los Angeles/57,688)—S—14	33
14	Philadelphia (Sacramento/20,989)—S—23	21

### 1957 (5-1)

24	New York (Kezar/33,673)—A—18	15
27	Washington (Kezar/24,781)—A—25	21
21	Cleveland (Kezar/32,840)—S—1	17
27	Chicago Cards (Kezar/28,000)—S—7	21
27	L.A. Rams (Los Angeles/75,172)—S—13	58
17	Philadelphia (Kezar/21,817)—S—22	14

### 1958 (3-3)

10	New York (Kezar/25,657)—A—17	19
20	Washington (Portland/25,442)—A—23	19
55	Chicago Cards (Kezar/23,997)—A—31	31
21	Cleveland (Kezar/31,339)—S—7	16
38	L.A. Rams (Los Angeles/62,546)—S—12	40
28	Philadelphia (Kezar/33,398)—S—21	31

### 1959 (2-4)

27	Washington (Kezar/21,201)—A—16	24
17	Green Bay (Kezar/18,916)—A—23	24
17	Cleveland (Kezar/24,737)—A—30	14
24	Chicago Cards (Seattle/23,000)—S—5	27
14	L.A. Rams (Los Angeles/59,552)—S—12	48
13	New York (Salt Lake City/18,496)—S—19	17

### 1960 (3-3)

16	Dallas (Seattle/22,000)—A—6	10
31	Washington (Kezar/13,163)—A—14	7
45	Philadelphia (Kezar/17,667)—A—21	28
24	Cleveland (Portland/25,898)—S—3	26
17	L.A. Rams (Los Angeles/51,398)—S—9	28
17	St. Louis (Kezar/13,021)—S—18	24

### 1961 (3-2)

20	New York (Portland/24,084)—A—12	21
24	Cleveland (Kezar/38,759)—A—20	27
14	Minnesota (Portland/27,044)—A—26	10
38	L.A. Rams (Los Angeles/42,558)—S—1	20
24	Dallas (Sacramento/22,130)—S—9	7

### 1962 (4-1)

30	Minnesota (Seattle/22,500)—A—11	24
42	New York (Kezar/38,392)—A—19	10
27	Cleveland (Portland/27,161)—A—25	34
26	Dallas (Sacramento/20,000)—S—1	7
19	L.A. Rams (Los Angeles/39,569)—S—8	3

### 1963 (0-5)

28	Minnesota (Portland/20,837)—A—10	43
22	St. Louis (Salt Lake City/19,038)—A—16	24
7	Cleveland (Kezar/28,335)—A—25	24
24	Dallas (Bakersfield/9,927)—A—30	37
0	L.A. Rams (Los Angeles/34,405)—S—7	17

### 1964 (1-4)

26	Cleveland (Kezar/34,405)—A—9	7
23	Dallas (Portland/24,679)—A—15	34
21	Minnesota (Salt Lake City/20,207)—A—22	24
14	Pittsburgh (Omaha/15,666)—A—29	16
17	L.A. Rams (Los Angeles/39,569)—S—5	21

### 1965 (2-2-1)

21	Cleveland (Kezar/22,000)—A—15	37
27	Dallas (Portland/24,837)—A—21	7
17	St. Louis (St. Louis/29,831)—A—27	17
23	Pittsburgh (Providence/12,020)—S—4	9
14	L.A. Rams (Los Angeles/29,510)—S—11	34

### 1966 (0-5)

13	Dallas (Kezar/28,899)—A—7	24
17	Cleveland (Kezar/27,867)—A—14	28
17	Pittsburgh (Portland/18,090)—A—20	34
17	Atlanta (Columbia, S.C./21,780)—A—27	24
9	L.A. Rams (Los Angeles/39,879)—S—3	29

### 1967 (2-3)

42	Cleveland (Kezar/27,482)—A—13	14
24	Dallas (Kezar/31,212)—A—20	30
10	New Orleans (Portland/23,348)—A—26	24
13	Oakland (Oakland/53,254)—S—3	10
7	L.A. Rams (Los Angeles/53,822)—S—9	34

### 1968 (1-5)

18	San Diego (San Diego/39,553)—A—3	30
14	Dallas (Kezar/27,530)—A—11	16
17	Cleveland (Kezar/26,801)—A—18	31
22	Denver (Denver/22,254)—A—23	6
19	Oakland (Kezar/57,593)—S—1	26
20	L.A. Rams (Los Angeles/48,143)—S—6	21

### 1969 (0-6)

19	Cleveland (Seattle/32,219)—A—10	24
17	Dallas (Kezar/33,894)—A—17	20
15	Denver (Denver/33,161)—A—23	19
28	Oakland (Oakland/52,122)—A—31	42
10	St. Louis (Kezar/32,506)—S—7	21
28	L.A. Rams (Anaheim/39,179)—S—13	31

# SAN FRANCISCO 49ERS

## 1970 (1-4)

14	Cleveland (Tampa/41,851)–A–15	17
7	Miami (Miami/52,812)–A–22	17
23	Denver (Eugene/26,238)–A–29	7
17	Oakland (Kezar/55,521)–S–6	31
14	L.A. Rams (Los Angeles/55,430)–S–12	17

## 1971 (3-2-1)

38	Cleveland (Candlestick/40,000) X–A–8	24
17	Miami (Miami/57,008)–A–13	17
28	San Diego (Candlestick/40,000)–A–22	17
33	Denver (Spokane/33,184)–A–28	17
28	Oakland (Oakland/53,696)–S–4	34
20	L.A. Rams (Los Angeles/55,607)–S–9	23

## 1972 (3-3)

10	New York Jets (Jacksonville/41,920)–A–5	17
20	Cleveland (Candlestick/49,767)–A–13	13
16	San Diego (San Diego/47,308)–A–19	17
24	Denver (Candlestick/52,738)–A–27	27
34	Oakland (Candlestick/59,265)–S–3	21
17	L.A. Rams (Los Angeles/60,807)–S–8	14

## 1973 (4-3)

20	New England (Canton/19,685)–J–28	7
27	Cleveland (Cleveland/65,707)–A–6	16
14	New York Jets (Tampa/46,477)–A–11	34
19	San Diego (Candlestick/54,977)–A–19	7
43	Denver (Candlestick/54,271)–A–26	7
17	Oakland (Oakland/53,612)–S–1	23
10	L.A. Rams (Los Angeles/57,687)–S–7	38

## 1974 (0-6)

6	San Diego (San Diego/18,870)–A–3	20
20	Cleveland (Cleveland/24,008)–A–12	21
3	Denver (Candlestick/30,001)–A–18	10
7	Kansas City (Kansas City/46,548)–A–24	26
19	Oakland Raiders (Candlestick/52,538)–S–2	20
7	L.A. Rams (Candlestick/49,603)–S–8	17

## 1975 (3-3)

17	Cleveland (Candlestick/45,560)–A–10	13
6	L.A. Rams (Los Angeles/58,230)–A–16	10
7	San Diego (San Diego/18,764)–A–21	20
21	Oakland (Oakland/52,866)–A–30	40
44	Denver (Candlestick/45,686)–S–7	10
24	Green Bay (Green Bay/56,267)–S–13	3

## 1976 (4-2)

27	Seattle (Seattle/60,825)–A–1	20
17	Denver (Candlestick/40,052)–A–8	7
21	Kansas City (Candlestick/39,745)–A–15	13
17	San Diego (Honolulu/36,364)–A–21	16
9	Oakland (Candlestick/52,704)–A–29	14
3	L.A. Rams (Los Angeles/55,256)–S–4	10

## 1977 (1-5)

24	Seattle (Candlestick/38,024)–A–7	34
13	San Diego (San Diego/26,620)–A–13	32
23	L.A. Rams (Candlestick/44,898)–A–21	14
3	Houston (Houston/36,538)–A–29	17
0	Oakland (Oakland/53,442)–S–3	33
0	Denver (Candlestick/36,441)–S–10	20

## 1978 (1-3)

24	Dallas (Dallas/63,736)–A–5	41
6	Seattle (Candlestick/36,069)–A–12	20
14	Oakland (Candlestick/58,658)–A–20	31
24	Denver (Denver/73,559)–A–25	13

## 1979 (1-3)

13	San Diego (Candlestick/32,275)–A–4	10
10	Oakland (Oakland/53,503)–A–11	41
0	Denver (Candlestick/34,133)–A–18	21
20	Seattle (Seattle/59,941)–A–24	55

## 1980 (3-1)

33	Oakland (Candlestick/55,585)–A–9	14
17	San Diego (San Diego/48,836)–A–16	14
7	Seattle (Candlestick/41,841)–A–23	10
31	Kansas City (Tucson/27,000)–A–30	21

## 1981 (2-2)

27	Seattle (Seattle/56,958)–A–5	(OT)–24
28	San Diego (Candlestick/41,667)–A–15	31
24	Seattle (Candlestick/37,563)–A–22	17
7	Oakland (Oakland/51,192)–A–29	21

## 1982 (2-2)

14	L.A. Raiders (Candlestick/61,065)–A–14	17
16	St. Louis (Candlestick/51,931)–A–21	13
9	San Diego (San Diego/48,697)–A–28	23
17	Seattle (Seattle/57,839)–S–3	13

## 1983 (1-3)

23	L.A. Raiders (LA/41,337)–A–6	(OT)–26
17	New England (Candlestick/50,043)–A–14	15
7	San Diego (San Diego/43,939)–A–20	24
6	Seattle (Candlestick/47,074)–A–27	20

## 1984 (2-2)

13	L.A. Raiders (Candlestick/61,361)–A–4	10
20	Denver (Denver/70,211)–A–11	21
15	San Diego (San Diego/58,356)–A–18	35
17	Seattle (Candlestick/49,219)–A–24	7

## 1985 (3-1)

28	L.A. Raiders (Los Angeles/54,990)–A–10	21
13	Denver (Candlestick/55,425)–A–19	20
25	San Diego (Candlestick/50,569)–A–24	10
23	Seattle (Seattle/60,403)–A–30	21

## 1986 (2-2)

32	L.A. Raiders (Candlestick/61,834)–A–10	0
17	L.A. Rams (Anaheim/49,146)–A–18	31
9	Denver (Denver/73,592)–A–23	14
21	Seattle (Candlestick/52,419)–A29	10

## 1987 (3-2)

20	Kansas City (Canton/23,826)–A–8	7
42	L.A. Raiders (Los Angeles/53,838)–A–15	16
3	Dallas (Candlestick/57,598)–A–22	13
17	San Diego (Candlestick/52,733)–A–27	3
10	Seattle (Seattle/59,653)–S–4	34

## 1988 (3-2)

21	Miami (London, England/70,535)–J–31	27
24	L.A. Raiders (Candlestick/64,457)–A–6	10
24	Denver (Denver/75,067)–A–13	34
34	San Diego (San Diego/39,044)–A–20	27
27	Seattle (Candlestick/53,357)–A–26	21

## 1989 (3-2)

13	L.A. Rams (Tokyo/43,896)–A–6	(OT)–16
37	L.A. Raiders (Los Angeles/36,739)–A–12	7
35	Denver (Candlestick/58,641)–A–19	17
17	San Diego (Candlestick/54,471)–A–23	14
17	Seattle (Seattle/58,641)–S–1	28

## 1990 (1-3)

13	L.A. Raiders (Candlestick/59,677)–A–11	23
27	Denver (Denver/74,164)–A–20	24
28	San Diego (San Diego/49,289)–A–25	29
10	Seattle (Candlestick/54,269)–A–31	30

## 1991 (5-0)

24	L.A. Raiders (Los Angeles/45,365)–J–27	17
21	Chicago (Berlin, Germany/66,876)–A–3	7
24	Denver (Candlestick/54,170)–A–7	6
24	San Diego (Candlestick/53,453)–A–19	13
28	Seattle (Seattle/54,111)–A–23	16

## 1992 (5-0)

13	Denver (Candlestick/50,435)–A–3	7
24	L.A. Raiders (Candlestick/49,068)–A–8	10
17	Washington (London/61,722)–A–16	15
20	San Diego (San Diego/40,921)–A–21	14
24	Seattle (Candlestick/52,822)–A–28	17

## 1993 (4-1)

21	Pittsburgh (Barcelona/45,330)–A–1	14
27	L.A. Raiders (Stanford/68,011)–A–8	0
16	Denver (Denver/71,921)–A–16	13
0	Seattle (Seattle/51,086)–A–21	30
30	San Diego (Candlestick/53,649)–A–28	14

X First 49ers pro football game in Candlestick Park: August 8, 1971



# SAN FRANCISCO 49ERS

## 1994 (3-1)

7	Arizona (Arizona/68,288)—A—5	17
20	Denver (Candlestick/52,429)—A—12	3
30	San Diego (San Diego/45,674)—A—18	24
13	Seattle (Candlestick/54,004)—A—26	9

## 1995 (3-2)

7	Denver (Denver/71,182)—J—29	9
10	Denver (Tokyo, Japan/45,000)—A—6	24
17	San Diego (San Diego/58,233)—A—13	6
17	Carolina (3Com/51,185)—A—19	10
17	Seattle (3Com/53,280)—A—26	7

## 1996 (1-3)

17	Denver (3Com/48,577)—A—3	20
16	San Diego (3Com/49,846)—A—10 (OT)	13
10	Jacksonville (Jacksonville/67,858)—A—18	38
3	Seattle (Seattle/38,144)—A—23	20

## 1997 (1-3)

13	San Diego (San Diego/62,542)—A—2	20
21	Seattle (3Com/50,153)—A—9	17
20	Jacksonville (3Com/50,346)—A—18	28
17	Denver (Denver/69,874)—A—23	31

## 1998 (2-3)

14	New England (3Com/46,374)—A—2	13
21	San Diego (San Diego/55,723)—A—8	27
24	Seattle (Vancouver, BC/45,202)—A—15*	21
20	Miami (3Com/53,214)—A—23	21
20	Seattle (Seattle/57,014)—A—28	21

\*American Bowl at Vancouver, B.C.

## 1999 (3-1)

31	San Diego (3Com/65,898)—A—12	24
24	Seattle (3Com/66,193)—A—19	23
16	Oakland (Oakland/61,901)—A—30	8
3	Denver (Denver/68,421)—S—3	34

## 2000 (1-4)

0	New England (Canton/22,840)—J—31*	20
20	San Diego (3Com/64,243)—A—5	23
33	Kansas City (Kansas City/76,682)—A—13	10
21	Seattle (Seattle/68,579)—A—19	25
24	Denver (3Com/65,016)—A—25	28

\*Hall of Fame Game at Canton, OH

## 2001 (1-3)

24	San Diego (San Diego/45,155)—A—11	25
20	Oakland (3Com/67,817)—A—19	17
18	Seattle (3Com/63,887)—A—25	28
7	Denver (Denver/73,855)—A—31	35

## 2002 (2-3)

7	Washington (Osaka/26,119)—A—3*	38
14	Kansas City (3Com/63,111)—A—10 (OT)	17
12	Denver (Denver/73,071)—A—19	7
10	Oakland (Oakland/40,120)—A—24	17
27	San Diego (3Com/62,980)—A—28	3

\*American Bowl in Osaka, Japan

## 2003 (3-1)

24	at Kansas City (Kansas City/73,830)—A—9	6
14	Oakland (3Com/65,856)—A—14	10
27	New Orleans (3Com/63,153)—A—23	12
3	at San Diego (San Diego/49,676)—A—29	24

## 2004 (0-4)

30	Oakland (Monster Park/63,854)—A—14	33
13	at Chicago (Chicago/61,760)—A—21	20
10	at Minnesota (Minnesota/63,960)—A—27	23
15	San Diego (Monster Park/60,034)—S—2	31

## 2005 (2-2)

21	Oakland (Monster Park/61,446)—A—13	13
21	at Denver (Denver/70,794)—A—20	26
16	Tennessee (Monster Park/56,856)—A—26	13
24	at San Diego (San Diego/49,817)—S—1	28

## 2006 (2-2)

28	Chicago (Monster Park/67,572)—A—11	14
7	at Oakland (Oakland/47,849)—A—20	23
7	at Dallas (Dallas/61,295)—A—26	17
23	San Diego (Monster Park/66,946)—S—1	14

## 2007 (1-3)

13	Denver (Monster Park/66,764)—A—13	17
26	Oakland (Monster Park/68,107)—A—18	21
28	at Chicago (Chicago/61,807)—A—25	31
13	at San Diego (San Diego/56,172)—A—30	16

## 2008 (2-2)

6	at Oakland (Oakland/52,609)—A—8	18
34	Green Bay (Candlestick/67,230)—A—16	6
37	at Chicago (Chicago/61,051)—A—21	30
17	San Diego (Candlestick/67,133)—A—29	20

## 2009 (3-1)

17	Denver (Candlestick/61,533)—A—14	16
21	Oakland (Candlestick/61,907)—A—22	20
20	at Dallas (Arlington/72,171)—A—29	13
7	at San Diego (San Diego/59,049)—S—4	26

## 2010 (4-0)

37	at Indianapolis (Indianapolis/65,644)—A—15	17
15	Minnesota (Candlestick/69,732)—A—22	10
28	at Oakland (Oakland/42,248)—A—28	24
17	San Diego (Candlestick/69,732)—S—2	14

## 2011 (2-2)

3	at New Orleans (New Orleans/72,578)—A—12	24
17	Oakland (Candlestick/69,732)—A—20	3
7	Houston (Candlestick/69,732)—A—27	30
20	at San Diego (San Diego/54,082)—S—1	17

## 2012 (3-1)

17	Minnesota (Candlestick/69,732)—A—10	6
9	at Houston (Houston/71,196)—A—18	20
29	at Denver (Denver/75,122)—A—26	24
35	San Diego (Candlestick/69,732)—A—30	3

## 2013 (3-1)

6	Denver (Candlestick/69,732)—A—8	10
15	at Kansas City (Kansas City/64,434)—A—16	13
34	Minnesota (Candlestick/69,732)—A—25	14
41	at San Diego (San Diego/55,386)—A—29	6

## 2014 (2-2)

3	at Baltimore (Baltimore/70,529)—A—7	23
0	Denver (Levi's® Stadium/68,426)—A—17	34
21	San Diego (Levi's® Stadium/68,011)—A—24	7
40	at Houston (Houston/71,408)—A—28	13

## 2015 (2-2)

10	at Houston (Houston/71,403)—A—15	23
23	Dallas (Levi's® Stadium/70,178)—A—23	6
12	at Denver (Denver/76,149)—A—29	19
14	San Diego (Levi's® Stadium/70,178)—S—3	12



## HOME/AWAY RECORDS

HOME RECORD					ROAD RECORD				
YEAR	W	L	T	PCT	YEAR	W	L	T	PCT
1946	5	2	0	.714	1946	4	3	0	.571
1947	4	2	1	.642	1947	4	2	1	.642
1948	6	1	0	.857	1948	6	1	0	.857
1949	6	0	0	1.000	1949	3	3	0	.500
1950	3	3	0	.500	1950	0	6	0	.000
1951	5	1	0	.833	1951	2	3	1	.416
1952	3	3	0	.500	1952	4	2	0	.666
1953	5	1	0	.833	1953	4	2	0	.666
1954	4	2	0	.666	1954	3	2	1	.583
1955	2	4	0	.333	1955	2	4	0	.333
1956	3	3	0	.500	1956	2	3	1	.416
1957	5	1	0	.833	1957	3	3	0	.500
1958	4	2	0	.666	1958	2	4	0	.333
1959	4	2	0	.666	1959	3	3	0	.500
1960	3	3	0	.500	1960	4	2	0	.666
1961	5	1	1	.785	1961	2	5	0	.285
1962	1	6	0	.142	1962	5	2	0	.714
1963	2	5	0	.285	1963	0	7	0	.000
1964	3	4	0	.428	1964	1	6	0	.142
1965	4	2	1	.642	1965	3	4	0	.428
1966	4	2	1	.642	1966	2	4	1	.357
1967	3	4	0	.428	1967	4	3	0	.571
1968	3	3	1	.500	1968	4	3	0	.571
1969	3	3	1	.500	1969	1	5	1	.214
1970	5	1	1	.785	1970	5	2	0	.714
1971	4	3	0	.571	1971	5	2	0	.714
1972	4	2	1	.642	1972	4	3	0	.571
1973	3	4	0	.428	1973	2	5	0	.285
1974	3	4	0	.428	1974	3	4	0	.428
1975	2	5	0	.285	1975	3	4	0	.428
1976	4	3	0	.571	1976	4	3	0	.571
1977	3	4	0	.428	1977	2	5	0	.285
1978	2	6	0	.125	1978	0	8	0	.000
1979	2	6	0	.125	1979	0	8	0	.000
1980	4	4	0	.500	1980	2	6	0	.250
1981	7	1	0	.875	1981	6	2	0	.750
1982	0	5	0	.000	1982	3	1	0	.750
1983	4	4	0	.500	1983	6	2	0	.750
1984	7	1	0	.875	1984	8	0	0	1.000
1985	5	3	0	.625	1985	5	3	0	.625
1986	6	2	0	.750	1986	4	3	1	.562
1987	6	1	0	.857	1987	7	1	0	.875
1988	4	4	0	.500	1988	6	2	0	.750
1989	6	2	0	.750	1989	8	0	0	1.000
1990	6	2	0	.750	1990	8	0	0	1.000
1991	7	1	0	.875	1991	3	5	0	.375
1992	7	1	0	.875	1992	7	1	0	.875
1993	6	2	0	.750	1993	4	4	0	.500
1994	7	1	0	.875	1994	6	2	0	.750
1995	6	2	0	.750	1995	5	3	0	.625
1996	6	2	0	.750	1996	6	2	0	.750
1997	8	0	0	1.000	1997	5	3	0	.625
1998	8	0	0	1.000	1998	4	4	0	.500
1999	3	5	0	.375	1999	1	7	0	.125
2000	4	4	0	.500	2000	2	6	0	.250
2001	7	1	0	.875	2001	5	3	0	.625
2002	5	3	0	.625	2002	5	3	0	.625
2003	6	2	0	.750	2003	1	7	0	.125
2004	1	7	0	.125	2004	1	7	0	.125
2005	3	5	0	.375	2005	1	7	0	.125
2006	4	4	0	.500	2006	3	5	0	.375
2007	3	5	0	.375	2007	2	6	0	.250
2008	4	4	0	.500	2008	3	5	0	.375
2009	6	2	0	.750	2009	2	6	0	.250
2010	5	3	0	.625	2010	1	7	0	.125
2011	7	1	0	.875	2011	6	2	0	.750
2012	6	1	1	.813	2012	5	3	0	.625
2013	6	2	0	.750	2013	6	2	0	.750
2014	4	4	0	.500	2014	4	4	0	.500
2015	3	4	0	.429	2015	1	7	0	.125
TOTALS	309	193	9	.614		248	257	7	.491

## NFC WEST STANDINGS - 1970-2015

1970	
* San Francisco	10-3-1
Los Angeles	9-4-1
Atlanta	4-8-2
New Orleans	2-11-1

1971	
* San Francisco	9-5
Los Angeles	8-5-1
Atlanta	7-6-1
New Orleans	4-8-2

1972	
* San Francisco	8-5-1
Atlanta	7-7
Los Angeles	6-7-1
New Orleans	2-11-1

1973	
* Los Angeles	12-2
Atlanta	9-5
New Orleans	5-9
San Francisco	5-9

1974	
* Los Angeles	10-4
San Francisco	6-8
New Orleans	5-9
Atlanta	3-11

1975	
* Los Angeles	12-2
San Francisco	5-9
Atlanta	4-10
New Orleans	2-12

1976	
* Los Angeles	10-3-1
San Francisco	8-6
New Orleans	4-10
Atlanta	4-10
Seattle	2-12

1977	
* Los Angeles	10-4
Atlanta	7-7
San Francisco	5-9
New Orleans	3-11

1978	
* Los Angeles	12-4
* Atlanta	9-7
New Orleans	7-9
San Francisco	2-14

1979	
* Los Angeles	9-7
New Orleans	8-8
Atlanta	6-10
San Francisco	2-14

1980	
* Atlanta	12-4
* Los Angeles	11-5
San Francisco	6-10
New Orleans	1-15

1981	
* San Francisco	13-3
Atlanta	7-9
Los Angeles	6-10
New Orleans	4-12

1982	
* Atlanta	5-4
New Orleans	4-5
San Francisco	3-6
Los Angeles	2-7

1983	
* San Francisco	10-6
* Los Angeles	9-7
New Orleans	8-8
Atlanta	7-9

1984	
* San Francisco	15-1
* Los Angeles	10-6
New Orleans	7-9
Atlanta	4-12

1985	
* Los Angeles	11-5
* San Francisco	10-6
New Orleans	5-11
Atlanta	4-12

1986	
* San Francisco	10-5-1
* Los Angeles	10-6
Atlanta	7-8-1
New Orleans	7-9

1987	
* San Francisco	13-2
* New Orleans	12-3
Los Angeles	6-9
Atlanta	3-12

1988	
* San Francisco	10-6
* Los Angeles	10-6
New Orleans	10-6
Atlanta	5-11

1989	
* San Francisco	14-2
* Los Angeles	11-5
New Orleans	9-7
Atlanta	3-13

1990	
* San Francisco	14-2
* New Orleans	8-8
Los Angeles	5-11
Atlanta	5-11

1991	
* New Orleans	11-5
* Atlanta	10-6
San Francisco	10-6
Los Angeles	3-13

1992	
* San Francisco	14-2
* New Orleans	12-4
Atlanta	6-10
Los Angeles	6-10

1993	
* San Francisco	10-6
New Orleans	8-8
Atlanta	6-10
Los Angeles	5-11

1994	
* San Francisco	13-3
New Orleans	7-9
Atlanta	7-9
Los Angeles	4-12

1995	
* San Francisco	11-5
* Atlanta	9-7
St. Louis	7-9
Carolina	7-9
New Orleans	7-9

1996	
* Carolina	12-4
* San Francisco	12-4
St. Louis	6-10
Atlanta	3-13
New Orleans	3-13

1997	
* San Francisco	13-3
Atlanta	7-9
Carolina	7-9
New Orleans	6-10
St. Louis	5-11

1998	
* Atlanta	14-2
* San Francisco	12-4
New Orleans	6-10
Carolina	4-12
St. Louis	4-12

1999	
* St. Louis	13-3
Carolina	8-8
Atlanta	5-11
San Francisco	4-12
New Orleans	3-13

2000	
* St. Louis	10-6
* New Orleans	10-6
Carolina	7-9
San Francisco	6-10
Atlanta	4-12

2001	
* St. Louis	14-2
* San Francisco	12-4
New Orleans	7-9
Atlanta	7-9
Carolina	1-15

2002	
* San Francisco	10-6
St. Louis	7-9
Seattle	7-9
Arizona	5-11

2003	
* St. Louis	12-4
* Seattle	10-6
San Francisco	7-9
Arizona	4-12

2004	
* Seattle	9-7
* St. Louis	8-8
Arizona	6-10
San Francisco	2-14

2005	
* Seattle	13-3
St. Louis	6-10
Arizona	5-11
San Francisco	4-12

2006	
* Seattle	9-7
St. Louis	8-8
San Francisco	7-9
Arizona	5-11

2007	
* Seattle	10-6
Arizona	8-8
San Francisco	5-11
St. Louis	3-13

2008	
* Arizona	9-7
San Francisco	7-9
Seattle	4-12
St. Louis	2-14

2009	
* Arizona	10-6
San Francisco	8-8
Seattle	5-11
St. Louis	1-15

2010	
* Seattle	7-9
St. Louis	7-9
San Francisco	6-10
Arizona	5-11

2011	
* San Francisco	13-3
Arizona	8-8
Seattle	7-9
St. Louis	2-14

2012	
* San Francisco	11-4-1
* Seattle	11-5
St. Louis	7-8-1
Arizona	5-11

2013	
* Seattle	13-3
* San Francisco	12-4
Arizona	10-6
St. Louis	7-9

2014	
* Seattle	12-4
* Arizona	11-5
San Francisco	8-8
St. Louis	6-10

2015	
Arizona	13-2
Seattle	9-6
St. Louis	7-8
San Francisco	4-11

\* Playoff Team

## SAN FRANCISCO 49ERS FOUNDER ANTHONY J. (TONY) MORABITO (1910-1957)



Tony Morabito dedicated his life to bringing an idea to fruition that others thought preposterous – the membership of the West Coast, in general, and San Francisco, in particular, in a nation-wide professional football league.

Morabito was the sports pioneer of the West, bringing San Francisco its first major league professional team, the San Francisco 49ers, in a professional sports business that was dominated by the East Coast. Before World War II, Morabito was convinced the San Francisco Bay Area was ready for a franchise in the National Football League. The Bay

Area was a mecca for college football. Fans came in droves to Kezar Stadium to see the Wonder Teams of California—Berkeley and the Wow Boys of Stanford, led by Frankie Albert. St. Mary's, Santa Clara and the University of San Francisco were also area powerhouses that regularly defeated the University of Washington and Southern California inside the walls of Kezar.

Morabito saw the rise of football in the area and presented a case to birth a professional football team in 1942 to National Football League officials, but he was quickly ushered out of the meeting room with firm politeness. In the spring of 1944, he took another crack, filing an application for an expansion team in the NFL. Morabito and some of his business associates went to Chicago to present their plan in front of League Commissioner, Elmer Layden. The NFL had no teams west of Chicago, and had no plans of changing their geographical structure. Morabito was again shunned.

He was then put in touch with Arch Ward, sports editor of The Chicago Tribune who was trying to organize a rival league, the All-America Football Conference. Morabito told Ward to count him in.

The new league's first meeting was held on June 6, 1944 in St. Louis, D-Day in Europe. Morabito agreed to form a San Francisco franchise in a league that would not begin operations until the end of the war.

It was the right time, and Morabito knew it.

A native of San Francisco, Morabito learned the game of football on vacant lots in the North Beach sector and had some success later as a halfback at St. Ignatius High School. He went on to play for the University of Santa Clara as a freshman in 1927 but his playing career was ended shortly after by a shoulder injury. He received his diploma in 1931 at the height of the Great Depression. He got a job driving a truck for \$80 a month while his father, an immigrant from Italy, had built up a flourishing ship's service business on the San Francisco waterfront, only to see it fold in the wake of the depression years.

As the country's economic state began to improve, so did Morabito's. By 1940, when he was 30 years old, he became a success in the lumber carrier business. The army turned him down for duty in 1942 because of partial deafness, which later forced him to wear a hearing aid.

By 1946, the San Francisco 49ers first year of operation, the Bay Area was in the middle of a postwar economic surge. Morabito's lumber yard was in huge demand as houses were springing up to shelter the fast-growing population that was migrating to California.

Morabito owned the new All-America Football Conference franchise with his partners in the Lumber Terminals of San Francisco – Allen E. Sorrell and E.J. Turre – and his younger brother, Victor.

Sorrell suggested the team be named "49ers" after the voyagers who had rushed the West for gold. It is the only name the team has ever been affiliated with and



49ers Founder, Tony Morabito

San Francisco is the only city in which it has resided. The original team logo depicted San Francisco's wild beginnings. It was a goldminer in boots and a lumberjack shirt, firing a pair of pistols. One shot just missed the miner's head, while the other missed his foot. The logo was taken from a design seen on the side of railway freight cars.

With a charter, name and logo, the group recruited Lawrence "Buck" Shaw, Santa Clara's famous "Silver Fox," as the 49ers first head coach. The organization spent \$250,000 to get structured before the team even took their first snap. Morabito's approach was considered "first class," by most, and a financial risk by many.

But Morabito charged on, hand-picking an inaugural roster comprised of 32 players including Frankie Albert, Norm Standlee and Bruno Banducci, all from Stanford, and stars from Santa Clara, including Alyn Beals, an end who scored 46 pro touchdowns in four years. Other known players on the roster were Len Eshmont, Johnny "Johnny Strike" Strzykalski and Joe "The Toe" Ventrano.

Morabito watched as his 49ers played their first game on August 24, 1946, a 17–7 exhibition win over the Los Angeles Dons at Balboa Park in San Diego. The 49ers first home game was played at Kezar Stadium on September 1, 1946, a 34–14 exhibition win over the Chicago Rockets in front of 45,000 fans made up of longshoremen, draymen, mechanics and waterfront workers.

The first regular season league game was on September 8, 1946 against the New York Yankees. The 49ers scored first, but lost 21–7 in a game that began in sunshine and ended in the famous Kezar fog.

The 49ers finished 9–5 in their first season under Shaw, and went on to have an 8–4–2 record in 1947, 12–2 finish in 1948 and 10–4 record, including a trip to the Championship Game, in their final season in the AAFC.

At the end of 1949, it was announced that the AAFC had run its course. San Francisco, Cleveland and Baltimore received NFL franchises and would begin play in the NFL in 1950. The merger was what Morabito had hoped for all along as he, his brother Victor and general manager Lou Spadia, continued to hold the reins.

The 49ers struggled during their first season among the NFL elite, finishing with a 3–9 record. The following year though, the 49ers went 7–4–1.

As the seasons went on, Morabito was the heart and soul of the organization, signing on greats like The Million Dollar Backfield: Joe "The Jet" Perry, Hugh "The King" McElhenny and John Henry Johnson. He also attracted some of the NFL's most renowned talents in R.C. Owens, Bob St. Clair, Leo Nomellini, John Brodie and Y.A. Tittle.

The players appreciated his honesty, and trusted his every move and word.

As the 1950's progressed, Morabito was warned by his doctors that a bad heart and the rigors of football were not a healthy combination. But Morabito wasn't going to let a health scare get in the way of his passion. "What the hell, if I'm going to die, I might as well die at a football game," he said.

On October 27, 1957, the 49ers hosted the Chicago Bears at Kezar. The 49ers entered the game with a 3–1 record behind the talents of Owens, Perry, Tittle, McElhenny, Billy Wilson, and others. The Bears had a 14–0 advantage in the first quarter before the 49ers scored to close the deficit at 14–7. Just as the 49ers lined up for the next kickoff, Morabito, who was sitting next to his wife, Josephine, and his brother, Victor, in the guest box, suddenly collapsed. The great heart that had been with the 49ers since the franchise's inception had failed.

Father Bill McGuire of St. James parish was summoned to the guest box and pronounced Morabito his final absolution. Morabito looked up at him and smiled.

"Thank you father," he said.

Those were his last words.

The 49ers were behind 17–7 in the third quarter when the team learned of Morabito's death. His players rallied and came back to defeat Chicago, 21–17, in an emotional last win for their owner. The 49ers finished the season with three straight victories and an 8–4 record, tying Detroit for the NFL Western Division title.

Victor, Tony's younger brother, kept the team in the family until 1964, when he too died of a heart attack. Both Victor and Tony's wives, Jane and Josephine, retained control of the 49ers with Lou Spadia as team president until 1977, when a new team owner, Edward DeBartolo Jr. of Youngstown, Ohio emerged to buy the franchise.

Morabito's conviction, passion and character birthed and kept an NFL franchise in San Francisco, and laid the sturdy foundation that enabled the 49ers to become one of the NFL's premier football powers over the past 60 years.



Tony Morabito's widow, Josephine (left), and Victor Morabito's widow, Jane (right), kept control of the 49ers after their husbands' passing along with team president Lou Spadia (middle).

# SAN FRANCISCO 49ERS TEAM AWARDS

## LEN ESHMONT AWARD

The Len Eshmont Award, the 49ers most prestigious annual honor, has been given each year to the 49ers player who best exemplifies the “inspirational and courageous play” of Len Eshmont. A member of the original 1946 49ers team, Eshmont coached at Navy and Virginia following his playing days with the 49ers. Eshmont died in 1957.

Listed below are the 49ers annual Len Eshmont Award winners since its inception in 1957:

1957 QB Y.A. Tittle	1977 S Mel Phillips	1995 FB William Floyd
1958 FB Joe Perry	1978 RB Paul Hofer	1996 DT Bryant Young
1959 HB J.D. Smith	1979 RB Paul Hofer	1997 DT Dana Stubblefield
1960 S Dave Baker	1980 DT Archie Reese	1998 DT Bryant Young
1961 DT Leo Nomellini	1981 TE Charle Young	1999 DT Bryant Young
1962 DE Dan Colchico	1982 WR Dwight Clark	2000 DT Bryant Young
1963 T Bob St. Clair	1983 RB/ST Bill Ring	2001 RB Garrison Hearst
1964 DT Charlie Krueger	1984 LB Keena Turner	2002 S Tony Parrish
1965 QB John Brodie	1985 FB Roger Craig	2003 LB Julian Peterson
1966 HB John David Crow	1986 QB Joe Montana	2004 DT Bryant Young
1967 LB Dave Wilcox	1987 WR Jerry Rice	2005 DT Bryant Young
1968 LB Matt Hazeltine	1988 NT Michael Carter	2006 DT Bryant Young
1969 CB Jimmy Johnson	RB Roger Craig	2007 DT Bryant Young
1970 S Roosevelt Taylor	1989 QB Joe Montana	2008 WR Isaac Bruce
1971 LB Ed Beard	1990 DE Kevin Fagan	2009 TE Vernon Davis
1972 DE Tommy Hart	LB Charles Haley	2010 LB Takeo Spikes
1973 S Mel Phillips	1991 WR John Taylor	2011 DT Justin Smith
1974 T Len Rohde	1992 QB Steve Young	2012 DT Justin Smith
1975 CB Jimmy Johnson	1993 WR Jerry Rice	2013 LB NaVorro Bowman
1976 DE Tommy Hart	1994 QB Steve Young	2014 RB Frank Gore

## BOBB MCKITTRICK AWARD

This award is given annually to the 49ers offensive lineman who best exemplifies the dedication, excellence and commitment of offensive line coach Bobb McKittrick, a five-time Super Bowl champion.

In 1999, the San Francisco 49ers, under the direction of Bill Walsh, established the Bobb McKittrick Award. The award is meant to honor those offensive linemen who have best represented the courage, intensity and sacrifice displayed by the late McKittrick during his 21 years of service with the 49ers.

“Bobb gave distinguished service to the organization since our renaissance in 1979,” Walsh said. “He was a vital factor in five Super Bowl championships, the evolution of a dynasty and in the production of some of the finest offensive linemen in football. Offensive linemen don’t receive the recognition they so richly deserve. This gives us a venue to honor their sacrifices and achievements.”

A bronze plaque of McKittrick hangs in the 49ers locker room surrounded by the photographs of the McKittrick Award winners.

1981 Keith Fahnhorst	1993 Harris Barton	2004 Kyle Kosier
1983 John Ayers	1994 Derrick Deese	2005 Jeremy Newberry
1984 Randy Cross	1995 Kirk Scrafford	2006 Eric Heitmann
1985 Fred Quillan	1996 Jesse Sapolu	2007 Eric Heitmann
1986 Keith Fahnhorst	1997 Ray Brown	2008 Eric Heitmann
1987 Bubba Paris	1998 Chris Dalman	2009 David Baas
1988 Steve Wallace	1999 Ray Brown	2010 David Baas
1989 Harris Barton	2000 Jeremy Newberry	2011 Jonathan Goodwin
1990 Guy McIntyre	2001 Ray Brown	2012 Anthony Davis
1991 Jesse Sapolu	2002 Scott Gragg	2013 Alex Boone
1992 Guy McIntyre	2003 Jeremy Newberry	2014 Joe Staley

## ED BLOCK COURAGE AWARD

The Ed Block Courage Award is named after Ed Block, the former head athletic trainer of the Baltimore Colts of 23 years. Block was a pioneer in his profession and a respected humanitarian whose most passionate cause was helping children of abuse. The award is presented in his name each year to the player that exemplified a commitment to sportsmanship and courage. Ed Block Courage Award winners from each of the 32 NFL teams are honored at a banquet in Baltimore, MD. All proceeds from the event benefit the Ed Block Courage Award Foundation’s Courage House National Support Network. Named after the NFL team in a respective NFL city, a Courage House is a facility that provides support and quality care for abused children and their families in that community. The 49ers dedicated their Courage House in October 2003 at the Edgewood House in San Francisco.

1984 DB Ronnie Lott	1995 DE Dennis Brown	2006 RB Frank Gore
1985 LB Keena Turner	1996 FB William Floyd	2007 C Eric Heitmann
1986 QB Joe Montana	1997 C/G Jesse Sapolu	2008 LB Manny Lawson
1987 WR Mike Wilson	1998 WR Jerry Rice	2009 CB Shawntae Spencer
1988 CB Eric Wright	1999 DT Bryant Young	2010 DT Justin Smith
1989 DB Chet Brooks	2000 RB Garrison Hearst	2011 QB Alex Smith
1990 WR Mike Sherrard	2001 S Lance Shulters	2012 WR Kyle Williams
1991 DB Dave Waymer	2002 S Tony Parrish	2013 C Jonathan Goodwin
1992 DB Eric Davis	2003 C Jeremy Newberry	2014 WR Kassim Osgood
1993 CB Don Griffin	2004 LB Jamie Winborn	
1994 T Harris Barton	2005 C Jeremy Newberry	

## BILL WALSH AWARD

The Bill Walsh Award was established in 2004 in honor of San Francisco’s Hall of Fame Head Coach Bill Walsh, who passed away in 2007. Walsh served as the team’s head coach for 10 seasons from 1979–88. In that time, he compiled a record of 102–63–1 and led the team to three Super Bowl victories. He was twice named NFL Coach of the Year (1981, 1984) and was later named Coach of the Decade for the 1980s. The award, which is voted on by coaches only, is given to the 49ers Team MVP, honoring his outstanding individual performance.

2004 DE Bryant Young	2007 CB Nate Clements	2011 DT Justin Smith
2005 LB Derek Smith	LB Patrick Willis	2012 LB Aldon Smith
K Joe Nedney	2008 DE Justin Smith	2013 WR Anquan Boldin
2006 RB Frank Gore	2009 LB Patrick Willis	2014 S Antoine Bethea
CB Walt Harris	2010 RB Frank Gore	

## MATT HAZELTINE AWARD

The Hazeltine Iron Man Award is named after linebacker/center Matt Hazeltine, a 13-year performer who played more seasons at linebacker than any other 49ers player. Known for his durability and dedication, Hazeltine passed away in 1987 from amyotrophic lateral sclerosis (ALS) and Bill Walsh established the award in his honor that year. The award is given annually to the most courageous and inspirational defensive player.

1987 LB Michael Walter	1997 LB Gary Plummer	2007 LB Jeff Ulbrich
1988 LB Charles Haley	1998 S Tim McDonald	2008 LB Takeo Spikes
1989 DB Ronnie Lott	1999 DT Bryant Young	2009 NT Aubrayo Franklin
1990 DE Kevin Fagan	2000 LB Ken Norton Jr.	2010 DT Justin Smith
1991 LB Charles Haley	2001 S Lance Schulters	2011 DT Justin Smith
1992 DE Pierce Holt	2002 S John Keith	2012 DT Ray McDonald
1993 S Tim McDonald	2003 LB Derek Smith	2013 DT Justin Smith
1994 CB Merton Hanks	2004 LB Jeff Ulbrich	2014 DT Justin Smith
1995 S Tim McDonald	2005 DE Bryant Young	
1996 CB Merton Hanks	2006 LB Brandon Moore	



## GARRY NIVER AWARD

The Garry Niver Award is presented annually by the San Francisco Chapter of the Pro Football Writers of America to a 49ers' player for his cooperation and professional style in helping the pro football writers do their jobs. The award is named after pro football writer, Garry Niver, who was a long-time beat writer who covered the 49ers for the *San Mateo Times*.

1993 C/G Jesse Sapolu	2001 QB Jeff Garcia	2009 QB Alex Smith
1994 S Tim McDonald	2002 DT Dana Stubblefield	QB Shaun Hill
1995 QB Steve Young	2003 QB Jeff Garcia	2010 LB Takeo Spikes
1996 T Steve Wallace	2004 LB Jeff Ulbrich	2011 S Donte Whitner
1997 G Ray Brown	2005 LB Julian Peterson	2012 RB Frank Gore
1998 S Tim McDonald	2006 DE Bryant Young	2013 S Donte Whitner
1999 WR Jerry Rice	2007 RB Frank Gore	2014 RB Frank Gore
2000 S Lance Schulters	2008 C Eric Heitmann	

## THOMAS HERRION AWARD

49ers owners Denise and John York established the Thomas Herrion Memorial Award in 2005, which is presented each season to a rookie or first-year player that best represents the dream of Thomas Herrion. The award will go to a player, like Thomas, who has taken advantage of every opportunity, turned it into a positive situation and made their dream turn into a reality.

2005 T Thomas Herrion	2009 FB Brit Miller	2012 LB Michael Wilhoite
2006 T Harvey Dahl	2010 RB Anthony Dixon	2013 S Eric Reid
2007 CB Tarell Brown	DT Will Tukuafu	2014 LB Chris Borland
2008 WR Dominique Zeigler	2011 CB Cory Nelms	

## 10-YEAR WALL

All 49ers players whose tenures reached the 10-year mark are recognized in the team's Santa Clara practice facility.

Player	Position	Years
Joe Perry	HB	1948–60, 63
Leo Nomellini	T	1950–63
Y.A. Tittle	QB	1951–60
Billy Wilson	E	1951–60
Bob St. Clair	T	1953–64
Matt Hazeltine	LB	1955–68
Bruce Bosley	C/G	1956–68
John Brodie	QB	1957–73
John Thomas	T	1958–67
Tommy Davis	K	1959–69
Charlie Krueger	DT	1959–73
Roland Lakes	DT	1959–73
Len Rohde	T	1960–74
Jimmy Johnson	DB	1961–76
Dave Wilcox	LB	1964–74
Mel Phillips	DB	1966–76
Frank Nunley	LB	1967–76
Woody Peoples	G	1968–77
Skip Vanderbundt	LB	1968–77
Tommy Hart	DE	1968–77
Cas Banaszek	T	1968–77
Cedrick Hardman	DE	1970–79
Willie Harper	LB	1973–83
Keith Fahnhorst	T	1974–87
John Ayers	G	1976–86
Randy Cross	G/C	1976–88
Ray Wersching	K	1977–87
Fred Quillan	C	1978–87
Dwaine Board	DE	1979–88
Joe Montana	QB	1979–92
Keena Turner	LB	1980–90
Mike Wilson	WR	1981–90
Ronnie Lott	CB	1981–90
Eric Wright	CB	1981–90
Jesse Sapolu	C/G	1983–97
Guy McIntyre	G	1984–93
Mike Walter	LB	1984–93
Jerry Rice	WR	1985–00
John Taylor	WR	1986–95
Steve Wallace	T	1986–96
Steve Young	QB	1987–99
Brent Jones	TE	1987–97
Harris Barton	T	1987–98
Derrick Deese	G/T	1992–03
Bryant Young	DT	1994–07
Jeff Ulbrich	LB	2000–09
Brian Jennings	LS/TE	2000–12
Andy Lee	P	2004–14
Frank Gore	RB	2005–14
Vernon Davis	TE	2006–15



# NFL AWARD WINNERS

## NFL MOST VALUABLE PLAYER

1970 QB John Brodie (AP, NEA, *SN*, *PFW*, *FN* and K.C. Committee of 101)  
 1981 QB Joe Montana (*NY Daily News*)  
 1982 WR Dwight Clark (*SI*)  
 1984 QB Joe Montana (*Football News*)  
 1986 WR Jerry Rice (*SI*)  
 1987 WR Jerry Rice (PFWA, NEA, *SI*, *FN* and *FD*)  
 1988 RB Roger Craig (NEA and *SI*)  
 1989 QB Joe Montana (PFWA, AP, NEA, *FN* and *SI*)  
 1990 QB Joe Montana (AP), WR Jerry Rice (*SI*)  
 1992 QB Steve Young (PFWA, AP, NEA, *FD* and *SI*)  
 1994 QB Steve Young (PFWA, AP and *SI*)

## NFC MOST VALUABLE PLAYER

1989 QB Joe Montana (*FM*)

## NFL PLAYER OF THE YEAR

1952 HB Hugh McElhenny (*SP*)  
 1954 FB Joe Perry (UPI)  
 1955 FB Joe Perry (UPI)  
 1957 QB Y.A. Tittle (UPI)  
 1970 QB John Brodie (AP and *FM*)  
 1987 WR Jerry Rice (Maxwell Club and *SM*)  
 1989 QB Joe Montana (*SN*, *FD* and Maxwell Club)  
 1990 WR Jerry Rice (*SM*)  
 1992 QB Steve Young (*SN* and Maxwell Club)  
 1994 QB Steve Young (*SM*)

## NFC PLAYER OF THE YEAR

1970 QB John Brodie (UPI)  
 1994 QB Steve Young (UPI)

## NFL OFFENSIVE PLAYER OF THE YEAR

1970 QB John Brodie (NEA and *PFW*)  
 1986 WR Jerry Rice (*PFW*)  
 1987 WR Jerry Rice (AP, *PFW* and *FD*)  
 1988 RB Roger Craig (AP)  
 1989 QB Joe Montana (AP and *PFW*)  
 1992 QB Steve Young (AP and *PFW*)  
 1993 WR Jerry Rice (AP)  
 1994 QB Steve Young (AP, *PFW* and *CPFM*)

## NFC OFFENSIVE PLAYER OF THE YEAR

1986 WR Jerry Rice (K.C. Committee 101)  
 1987 WR Jerry Rice (UPI and K.C. Committee 101)  
 1988 RB Roger Craig (UPI and K.C. Committee 101)  
 1989 QB Joe Montana (UPI and K.C. Committee 101)  
 1992 QB Steve Young (UPI, *FN* and K.C. Committee 101)  
 1994 QB Steve Young (Kansas City Committee 101)

## NFL DEFENSIVE PLAYER OF THE YEAR

1981 DE Fred Dean (UPI and K.C. Committee 101)  
 1994 CB Deion Sanders (AP and *CPFM*)  
 1995 FS Merton Hanks (*FD*)  
 1997 DT Dana Stubblefield (AP, *PFW*, *FD*, *CPFN*, NEA, K.C. Committee 101)

## NFC DEFENSIVE PLAYER OF THE YEAR

1990 LB Charles Haley (UPI and K.C. Committee 101)  
 1994 CB Deion Sanders (K.C. Committee 101)  
 1997 DT Dana Stubblefield (K.C. Committee 101)

## NFL ROOKIE OF THE YEAR

1952 HB Hugh McElhenny (UPI)

## NFL DEFENSIVE ROOKIE OF THE YEAR

1970 CB Bruce Taylor (*PFW*)  
 1993 DT Dana Stubblefield (AP)  
 1994 DT Bryant Young (UPI)  
 2007 LB Patrick Willis (AP)

## NFL MAN OF THE YEAR

1989 Edward J. DeBartolo Jr. (*FM*)

## COACH OF THE YEAR

1959 Howard (Red) Hickey (*DM*)  
 1981 Bill Walsh (AP, *SN* and *PFW*)  
 1989 George Seifert (*FD*)  
 1990 George Seifert (*SM*)  
 1994 George Seifert (*SM*)  
 2011 Jim Harbaugh (*AP*, *PFW/PFWA*, *SN*, *SI* and *DMN*)

## EXECUTIVE OF THE YEAR

1989 John McVay (*SM*)  
 1994 Carmen Policy (*SN* and *PFW*)  
 2011 Trent Baalke (*PFW/PFWA*)

## SUPER BOWL MOST VALUABLE PLAYER

1981 QB Joe Montana (Super Bowl XVI)  
 1984 QB Joe Montana (Super Bowl XIX)  
 1988 WR Jerry Rice (Super Bowl XXIII)  
 1989 QB Joe Montana (Super Bowl XXIV)  
 1994 QB Steve Young (Super Bowl XXIX)

## NFL COMEBACK PLAYER OF THE YEAR

1999 DT Bryant Young (AP)  
 2001 RB Garrison Hearst (AP and PFWA)

## NFL MOST IMPROVED PLAYER

2000 QB Jeff Garcia (*PFW*)

## MOST CARING ATHLETE

2000 DT Bryant Young (*USA Today*)  
 DT Junior Bryant (*USA Today*)

AP — Associated Press, CPNW — College and Pro Football Newsweekly, DMN — Dallas Morning News, DN — Detroit News, DP — Detroit Press, FD — Football Digest, FI — NFL Films, FN — Football News, K.C. Committee 101 — Kansas City Committee 101, PFD — Pro Football Digest, PFW — Pro Football Weekly, SI — Sports Illustrated, SN — Sporting News, UPI — United Press International

# 49ERS PLAYERS OF THE MONTH

OFFENSE	DEFENSE	SPECIAL TEAMS	OFFENSE	DEFENSE	SPECIAL TEAMS
1986 Jerry Rice WR (Nov.)			1997	Dana Stubblefield DT (Nov.)	
1988	Charles Haley LB (Oct.)		1998 Steve Young QB (Sept.)		
1989 Joe Montana QB (Nov.)			2001 Jeff Garcia QB (Nov.)		
1990	Charles Haley LB (Oct.)		2006	Walt Harris CB (Nov.)	
1991 Steve Young QB (Oct.)			2007	Patrick Willis LB (Oct.)*	
1992 Steve Young QB (Oct.)	Tim Harris LB (Dec.)			Patrick Willis LB (Dec.)*	
1993 Steve Young QB (Nov.)	Eric Davis CB (Oct.)		2011	Aldon Smith LB (Oct.)*	David Akers (Dec.)
1994 Steve Young QB (Nov.)				Aldon Smith LB (Dec.)*	
1995 Steve Young QB (Dec.)			2012	Aldon Smith LB (Nov.)	
	Ken Norton LB (Oct.)		2013	<b>NaVorro Bowman LB (Dec.)</b>	
			2014	Chris Borland LB (Nov.)*	

\* NFL Defensive Rookie of the Month

## 49ERS PLAYERS OF THE WEEK

	OFFENSE	DEFENSE	SPECIAL TEAMS
1984	Joe Montana QB (Week 8)		
1985	Roger Craig RB (Week 2)	Dwight Hicks S (Week 16)	
	Joe Montana QB (Week 5)		
	Jerry Rice WR (Week 14)		
1986	Joe Montana QB (Week 10)	Ronnie Lott S (Week 4)	
	Jerry Rice WR (Week 11)	Ronnie Lott S (Week 8)	
	Roger Craig RB (Week 15)		
1987	Jerry Rice WR (Week 11)		
	Joe Montana QB (Week 12)		
1988	Roger Craig RB (Week 2)	Michael Carter NT (Week 1)	
	Joe Montana QB (Week 4)	Michael Walter LB (Week 2)	
	Roger Craig RB (Week 7)	Eric Wright CB (Week 15)	
	Jerry Rice WR (Week 13)		
1989	Joe Montana QB (Week 3)	Pierce Holt DE (Week 12)	
	John Taylor WR (Week 14)		
1990	Joe Montana QB (Week 2)	Charles Haley LB (Week 5)	
	Jerry Rice WR (Week 3)		
	Joe Montana QB (Week 6)		
	Jerry Rice WR (Week 6)		
1991	Steve Bono QB (Week 14)		
	John Taylor WR (Week 15)		
1992	Jerry Rice WR (Week 7)		
	Jerry Rice WR (Week 13)		
	Amp Lee RB (Week 15)		
1993	Jerry Rice WR (Week 11)	Merton Hanks S (Week 12)	Dexter Carter KR (Week 5)
1994	Jerry Rice WR (Week 1)	Deion Sanders CB (Week 4)	Doug Brien K (Week 3)
	Jerry Rice WR (Week 12)	Merton Hanks S (Week 6)	Dexter Carter KR/PR (Week 10)
		Merton Hanks S (Week 11)	
1995	Elvis Grbac QB (Week 12)	Merton Hanks S (Week 3)	Jeff Wilkins K (Week 12)
	Jerry Rice WR (Week 16)	Ken Norton LB (Week 8)	
		Merton Hanks S (Week 11)	
		Tim McDonald S (Week 13)	
1996		Bryant Young DT (Week 6)	Jeff Wilkins K (Week 10)
		Chris Doleman DE (Week 9)	
		Roy Barker DE (Week 10)	
		Chris Doleman DE (Week 12)	
1997	Garrison Hearst RB (Week 5)	Rod Woodson CB (Week 3)	
		Dana Stubblefield DT (Week 10)	
		Dana Stubblefield DT (Week 11)	
1998	Garrison Hearst RB (Week 1)	Roy Barker DE (Week 8)	
1999		Bryant Young DT (Week 14)	
2000	Charlie Garner RB (Week 4)		
	Terrell Owens WR (Week 16)		
2001	Jeff Garcia QB (Week 9)	Andre Carter LB (Week 17)	Jose Cortez K (Week 1)
	Garrison Hearst RB (Week 11)		
2002		Jamie Winborn LB (Week 1)	Jimmy Williams KR/PR (Week 13)
		Ronnie Heard S (Week 8)	
		Julian Peterson LB (Week 10)	
		Tony Parrish S (Week 14)	
2003	Terry Jackson RB (Week 1)	Ahmed Plummer CB (Week 5)	Cedric Wilson KR (Week 9)
	Jeff Garcia QB (Week 14)	Tony Parrish S (Week 16)	
2004	Tim Rattay QB (Week 5)		
2005		Bryant Young DE (Week 1)	Joe Nedney K (Week 8)
2006	Frank Gore RB (Week 5)	Brandon Moore LB (Week 9)	
	Frank Gore RB (Week 11)	Walt Harris CB (Week 17)	
2007	Frank Gore RB (Week 12)		
2008	Shaun Hill QB (Week 11)		
2009	Frank Gore RB (Week 2)		
	Frank Gore RB (Week 14)		
2011		Patrick Willis LB (Week 5)	Ted Ginn Jr. WR (Week 1)
			Andy Lee P (Week 15)
			David Akers K (Week 16)
			David Akers K (Week 17)
			Andy Lee P (Week 7)
2012	Alex Smith QB (Week 8)	Patrick Willis LB (Week 4)	
		Aldon Smith LB (Week 11)	
2013	<b>Anquan Boldin WR (Week 1)</b>	<b>Tramaine Brock CB (Week 5)</b>	Andy Lee P (Week 7)
			<b>Phil Dawson K (Week 14)</b>
			<b>Phil Dawson K (Week 17)</b>
2014		<b>Antoine Bethea S (Week 4)</b>	<b>Phil Dawson K (Week 5)</b>
		Chris Borland LB (Week 11)	

# EDWARD J. DEBARTOLO SR. 49ERS HALL OF FAME

The San Francisco 49ers are arguably one of the most fabled sports franchises in history. With the multitude of memories that the team's history holds, a place to honor and capture these tremendous times and legendary figures only seems appropriate.

During the 2009 offseason, the San Francisco 49ers and the York family proudly introduced the creation of the Edward J. DeBartolo Sr. 49ers Hall of Fame, named in honor of the beloved patriarch of the storied franchise. The 49ers Hall of Fame was established to recognize players, administrators and coaches who have made exceptional contributions to the organization.

A week after the creation of the new 49ers Hall of Fame, team President & CEO Jed York announced the name of its inaugural inductee, his uncle, Edward J. DeBartolo Jr., known as "Mr. D" to most close to the 49ers family. He was then officially inducted during halftime of the team's home opener versus the Seattle Seahawks on September 20, 2009.

Being inducted into the 49ers Hall of Fame is no easy task, and the selection process reflects the level of honor which it bestows. As a prerequisite for induction, all 49ers Hall of Fame candidates must have displayed one or more of the following qualifications: outstanding production and performance on the field, key contributions to the team's success, and/or the embodiment of the spirit and essence of the San Francisco 49ers.

## JOHN BRODIE

**Quarterback, 1957–73**

**49ers Hall of Fame Inductee:** 2009

Holds the team record with 17 years of service. Ranks second in team history with 31,548 passing yards and third with 214 touchdown passes. Guided the 49ers to back-to-back NFC Championship games in 1970 and 1971. Was named NFL Most Valuable Player in 1970. Born August 14, 1935 in San Francisco, CA.



## DWIGHT CLARK

**Wide Receiver, 1979–87**

**49ers Hall of Fame Inductee:** 2009

Finished with 506 receptions for 6,750 yards and 48 touchdowns. Ranks fourth on 49ers all-time receptions list and third in receiving yards. Two-time Pro Bowler (1981, 1982) and first-team All-Pro in 1982 and 1983. Born January 8, 1957 in Kinston, NC.



## ROGER CRAIG

**Running Back, 1983–90**

**49ers Hall of Fame Inductee:** 2011

A member of three Super Bowl Championship teams, Craig ranks third in franchise history with 7,064 rushing yards and first in career rushing attempts (1,686). He also ranks third in franchise history in receptions (508) and total touchdowns (66). Craig became the first running back in NFL history to register 1,000 rushing yards and 1,000 receiving yards in a single season (1,050 rushing yards and 1,016 receiving yards in 1985). He was also selected to the Pro Bowl four times. Born July 10, 1960 in Davenport, IA.



A number of players and coaches have already been recognized in various ways throughout the years for their contributions to the game of professional football and the 49ers organization. Accordingly, the franchise has automatically enshrined members of the 49ers family who have either had their jersey numbers already retired by the organization or have been selected to the Pro Football Hall of Fame in Canton, Ohio. These players include: John Brodie, Dwight Clark, Fred Dean, Jimmy Johnson, John Henry Johnson, Charlie Krueger, Ronnie Lott, Hugh McElhenny, Joe Montana, Leo Nomellini, Joe Perry, Bob St. Clair, Y.A. Tittle, Bill Walsh, Dave Wilcox and Steve Young.

During Alumni Weekend on October 11, 2009 against the Atlanta Falcons, the 49ers honored the automatic enshrinement of the above players during halftime of the game.

The 49ers organization will enshrine new members each season.

## FRED DEAN


**Defensive End, 1981–85**

**49ers Hall of Fame Inductee:** 2009

**Pro Football Hall of Fame Inductee:** 2008



One of the first true pass-rushers in the game, Dean's revolutionary play made an immediate impact upon joining the 49ers in a 1981 mid-season trade. Went on to help 49ers win Super Bowl XVI and Super Bowl XIX. Recorded 93.5 sacks in career, including 40 sacks in five seasons with 49ers to rank 7th on team's all-time list. Posted career-high 17.5 sacks in 1983. Was a four-time Pro Bowler (1979–81, 83) and All-Pro (1979–81, 83). Earned UPI's NFC Defensive Player of the Year (1981). Born February 24, 1952 in Arcadia, LA.




## EDWARD J. DeBARTOLO JR.

**Owner, 1977–2000**

**49ers Hall of Fame Inductee:** 2009

Widely regarded as one of the most successful owners in the history of pro sports after taking over the 49ers in 1977. In 23 years at the helm, guided 49ers to a 22–11 postseason record and 13 division titles as San Francisco became first franchise in NFL history to win five Super Bowl Championships (1981, '84, '88, '89 and '94). The 49ers reached the playoffs on 16 occasions during DeBartolo's final 18 seasons as owner, posting a 207–72–1 regular season record. Born November 6, 1946 in Youngstown, OH.





# EDWARD J. DEBARTOLO SR. 49ERS HALL OF FAME (CONT.)

## CHARLES HALEY

Linebacker, 1986–91, '99

49ers Hall of Fame Inductee: 2015

Pro Football Hall of Fame Inductee: 2015



The only player in NFL history to have won five Super Bowl Championships (XXIII, XXIV, XXVII, XXVIII, XXX). Originally drafted by the 49ers in the fourth round (96th overall) of the 1986 NFL Draft from James Madison University, he played two stints for the 49ers, re-joining the team in the 1998 postseason following five seasons with the Dallas Cowboys. He appeared in a total of 106 regular season games (63 starts) with San Francisco. During his 12-year NFL career, Haley was a five-time Pro-Bowler (1988, 1990–91, 1994–95), two-time First-Team All-Pro (1991, 1994) and was twice named NFC Defensive Player of the Year (1990, 1994). He finished with 100.5 career sacks, registering 10—or—more sacks six times during his career. He also either led or shared the team lead for sacks in each season he played for San Francisco, including 12 sacks as a rookie and a career-high and NFC-leading 16 sacks in 1990. His 66.5 sacks as a 49er rank second in franchise history, he holds the Super Bowl record with 4.5 sacks and his 11 postseason sacks rank tied for fifth in NFL history. Born January 6, 1964 in Gladys, VA.



## JIMMY JOHNSON

Cornerback, 1961–76

49ers Hall of Fame Inductee: 2009

Pro Football Hall of Fame Inductee: 1994



Starter on both offense and defense at UCLA. Began 49ers career as a defensive back, moved to offense, then stayed at DB in his third season. Intercepted 47 passes for 615 yards, including five his rookie year. As a receiver in 1962 he caught 34 passes for 627 yards and four touchdowns. Recognized as one of the best man-to-man defenders in NFL history. Played in five Pro Bowls and twice won the prestigious Len Eshmont Award selected by his teammates for inspirational play. Born March 31, 1938 in Dallas, TX.



## JOHN HENRY JOHNSON

Fullback, 1954–56

49ers Hall of Fame Inductee: 2009

Pro Football Hall of Fame Inductee: 1987



Was a member of what's been noted as the finest backfield in NFL history. The foursome known as "The Million Dollar Backfield" and "The Fabulous Foursome" included three other Hall of Famers—QB Y.A. Tittle and RBs Joe Perry and Hugh McElhenny. Gained 6,803 yards rushing, including 48 touchdowns. Also played for the Detroit Lions (1957–59), Pittsburgh Steelers (1960–65) and Houston Oilers (1966). Attended St. Mary's College and Arizona State University. Born November 24, 1929 in Waterproof, LA.



## CHARLIE KRUEGER

Defensive Tackle, 1959–73

49ers Hall of Fame Inductee: 2009

Two-time Pro Bowl defensive tackle (1960, 1964). Received All-Pro recognition in 1960, 1965 and 1966. Had jersey retired in 1974.



## RONNIE LOTT


Defensive Back, 1981–90

49ers Hall of Fame Inductee: 2009

Pro Football Hall of Fame Inductee: 2000



Known as one of the most ferocious and feared players in NFL history. Played in 10 Pro Bowls and won four Super Bowl Championships. Earned All-Pro honors at three different positions: cornerback, free safety and strong safety. Registered 1,161 career tackles, including five seasons with at least 100 tackles. Ranks tied for 6th in NFL history with 63 interceptions. Led the league in interceptions in 1986 and 1991 and returned five interceptions for touchdowns. Tied for the NFL record for postseason interceptions with nine. Named to the 75th Anniversary All-Time team, 1980's All-Decade team and Super Bowl Silver Anniversary team. Born May 8, 1959 in Albuquerque, NM.



## HUGH McELHENNY

Halfback, 1952–60

49ers Hall of Fame Inductee: 2009

Pro Football Hall of Fame Inductee: 1970



One of only three players to gain over 11,000 yards carrying the ball. Scored 60 career touchdowns, 38 rushing, including a 42-yard touchdown run on his first pro play in preseason. In 1952 McElhenny had the longest punt return (94) and longest play from scrimmage (89). Scored two touchdowns in first Pro Bowl after his rookie year. Also played for Minnesota Vikings (1961–62), New York Giants (1963) and Detroit Lions (1964). Played college football at University of Washington. Born December 31, 1928 in Los Angeles, CA.



## JOHN McVAY

San Francisco 49ers, 1979–2003

49ers Hall of Fame Inductee: 2013

His commitment and contributions to the 49ers help to form the rich traditions the team strives to carry on today. Played an integral role in the great success the franchise has achieved, helping to construct teams responsible for five Super Bowl victories. Joined the 49ers in 1979 as the team's Director of Player Personnel and went on to spend 21 seasons with the franchise. Among the many roles he filled throughout his tenure, served as Vice President and General Manager from 1983–1994 before retiring in 1995. Rejoined the 49ers in 1999 and served as Vice President/Director of Football Operations through the 2003 season. Born January 5, 1931 in Bellaire, OH.



# EDWARD J. DEBARTOLO SR. 49ERS HALL OF FAME (CONT.)

## JOE MONTANA

Quarterback, 1979–92

49ers Hall of Fame Inductee: 2009

Pro Football Hall of Fame Inductee: 2000



Solidified his place in pro sports annals with numerous NFL records and a legendary reputation as a leader. Finished his career with 40,551 yards passing and 273 touchdowns. Ranks second in team history with a 92.3 career passer rating and 62.3 completion percentage. Led league in passing in 1987 and '89. Won back-to-back NFL MVP awards in 1989 and '90. Named *Sports Illustrated* Sportsman-of-the-Year in 1990. Named Super Bowl MVP three times. Directed team to the playoffs 12 times and boasts a 95.6 passer rating in 23 postseason games. Holds NFL postseason record for touchdowns (45), while ranking second in 300-yard passing games (6), completions (460), attempts (734) and yards gained (5,772). Born June 11, 1956 in New Eagle, PA.



## TONY AND VIC MORABITO

Founder/Owners, 1946–64

49ers Hall of Fame Inductee: 2010

Founder Tony Morabito (1946–1957) and Co-Owner Vic Morabito (1950–1964). The founding family and original owners of the San Francisco 49ers. Tony Morabito established the Bay Area's first major league professional sports franchise when the 49ers played their first season in 1946. The brothers from San Francisco transitioned the team from an upstart in the All-American Football Conference to a major NFL franchise in 1950. Signed future Pro Football Hall of Famers Joe Perry, Hugh McElhenny, John Henry Johnson, Y.A. Tittle, Bob St. Clair, Leo Nomellini and Jimmy Johnson and also attracted the likes of R.C. Owens, John Brodie, Charlie Krueger, Billy Wilson and many other top talents during their tenure. After Tony's passing in 1957, Vic retained control of the organization until his own death in 1964. Throughout both the AAFC and the NFL, the 49ers went 128–110–6 during Tony and Vic Morabito's era (including a trip to the AAFC Championship Game in 1949 and the NFC playoffs in 1957) and became one of the NFL's premier franchises.



## LEO NOMELLINI

Defensive Tackle, 1950–63

49ers Hall of Fame Inductee: 2009

Pro Football Hall of Fame Inductee: 1969



Was the first ever draft choice after the 49ers joined the NFL. Played every 49ers game for 14 seasons. Altogether, he played in 174 consecutive regular season games, including 10 trips to the Pro Bowl, and played in 266 contests. "The Lion" became one of the few to be named to an All-NFL team on both offense and defense. Retired at age 39. Played college ball at the University of Minnesota. Born June 19, 1924 in Lucca, Italy.




## R.C. OWENS

Wide Receiver, 1957–61

49ers Hall of Fame Inductee: 2011

An eight-year NFL veteran, R.C. "Alley Oop" Owens spent his first five seasons as a member of the 49ers, totaling 177 receptions for 2,939 yards and 20 touchdowns with San Francisco. His most productive year came in 1961 when he started all 14 games, caught 55 passes for 1,032 yards and scored five touchdowns. A former college basketball star, Owens transferred his skills over to the football field and was notorious for out-leaping defensive backs for high arching passes from QB Y.A. Tittle. Thus, the origin of the term "Alley Oop" was created, and later became more well-known from its use in basketball. A free agent in 1962, Owens went on to play with the Baltimore Colts and New York Giants, before retiring following the 1964 season. After his playing career ended, Owens spent more than two decades working for the 49ers. In that time, he held various positions for the team, including Director of Training Camp and Director of Alumni Relations. Born November 12, 1934 in Shreveport, LA.



## JOE PERRY


Fullback, 1948–60, '63

49ers Hall of Fame Inductee: 2009

Pro Football Hall of Fame Inductee: 1969



Was first player in NFL history to gain 1,000 yards in two consecutive seasons. His 9,723 rushing yards, in the AAFC and NFL combined, placed him second only to Jim Brown when he retired. Finished career with 12,505 combined yards. Nicknamed "The Jet" because of his quick starts. Also played for the Baltimore Colts (1961–62). Attended Compton Junior College. Born January 22, 1927 in Stevens, AR.



## JERRY RICE


Wide Receiver, 1985–2000

49ers Hall of Fame Inductee: 2010

Pro Football Hall of Fame Inductee: 2010



Considered the best wide receiver in NFL history, Rice holds 14 regular season records and 10 postseason records. Among them, he is the all-time leader in career receptions (1,549), receiving yards (22,895) and touchdown receptions (197). Rice, a 10-time All-Pro was selected to 13 Pro Bowls and won three Super Bowl championships with the 49ers (1988, '89, '94). He was twice named AP NFL Offensive Player of the Year ('87, '93). Rice played his first 16 seasons in San Francisco, where he holds nearly every 49ers receiving record. Born October 13, 1962 in Starkville, MI.





# EDWARD J. DEBARTOLO SR. 49ERS HALL OF FAME (CONT.)

## GEORGE SEIFERT

**Secondary Coach, 1980–82**  
**Defensive Coordinator, 1983–88**  
**Head Coach, 1989–96**

**49ers Hall of Fame Inductee:** 2014

Spent 17 seasons with the 49ers after joining the franchise in 1980 as the team's secondary coach before being promoted to head coach in 1989. In his eight seasons as head coach of the 49ers, Seifert produced a 98–30 regular season record (.766) and collected two Super Bowl victories. Seifert is one of three coaches in NFL history to win a Super Bowl during his rookie campaign. Born January 22, 1940 in San Francisco, CA.




## GORDY SOLTAU

**Wide Receiver, 1950–58**

**49ers Hall of Fame Inductee:** 2012

Played both kicker and wide receiver for San Francisco, retiring as the franchise's all-time leading scorer with 644 points. Played all 9 NFL seasons with the 49ers, missing just 2 games from 1950–58. Led the 49ers in scoring each year and led the NFL in scoring in 1952 and 1953. Earned 3 Pro Bowl Selections from 1951–53. In 1951, ranked 2nd in the NFL with 59 receptions for 826 receiving yards. Soltau finished his career with 249 receptions for 3,487 yards and 25 touchdowns. Converted 70-of-139 field goals for 303 points. Prior attending college in the Office of Strategic Services, an elite branch of the Navy, where he was one of the first combat divers during World War II. Played college ball at Minnesota. Born January 25, 1925 in Duluth, MN.



## BOB ST. CLAIR

**Tackle, 1953–64**

**49ers Hall of Fame Inductee:** 2009

**Pro Football Hall of Fame Inductee:** 1990

Exceptional offensive lineman. Also played goal line defense and blocked 10 field goals in 1956. Once lost five teeth when blocking a punt. Earned All-NFL honors three times and made five Pro Bowl appearances. Attended University of San Francisco and Tulsa. Born February 18, 1931 in San Francisco, CA.



## Y.A. TITTLE

**Quarterback, 1951–60**

**49ers Hall of Fame Inductee:** 2009

**Pro Football Hall of Fame Inductee:** 1971

Had 17 years of NFL experience, finishing his career with 33,070 passing yards and 281 touchdowns (39 rushing). Won NFL Most Valuable Player Award in 1961 and '63. Threw 33 touchdown passes and a career-high 3,224 yards in 1962. In '63 he threw 36 touchdowns, completing 60.2 percent of his passes. Also played for the Baltimore Colts (1948–50) and the New York Giants (1961–64). Played college ball at Louisiana State University. Born October 24, 1926 in Marshall, TX.



## BILL WALSH

**Head Coach, 1979–88**

**49ers Hall of Fame Inductee:** 2009

**Pro Football Hall of Fame Inductee:** 1993



Led "The Team of the '80s" to three Super Bowl titles (XVI, XIX, XXIII) in 10 years. Compiled a .617 winning percentage with a 102–63–1 mark that included 10 wins in 14 post-season games. Notorious for his reputation of being an outstanding offensive coach, Walsh developed what is now known as the "West Coast Offense." Named NFL Coach of the Year in 1981 and '84. Attended San Jose State. Born November 30, 1931 in Los Angeles, CA.



## DAVE WILCOX

**Linebacker, 1964–74**

**49ers Hall of Fame Inductee:** 2009

**Pro Football Hall of Fame Inductee:** 2000



Nicknamed "The Intimidator" by coaches and teammates for his tough, hard-nosed playing style. Considered to be one of the finest outside linebackers to ever play the game. Earned seven Pro Bowl nominations and was a seven-time All-Pro selection. Was selected by his teammates as the Len Eshmont Award winner as the team's most inspirational and courageous player in 1967. Had his best season as a professional in 1973, recording 104 tackles, 13 for loss, two interceptions, four forced fumbles and one fumble recovery. Born September 29, 1942 in Eugene, OR.



## STEVE YOUNG

**Quarterback, 1987–99**

**49ers Hall of Fame Inductee:** 2009

**Pro Football Hall of Fame Inductee:** 2005



One of the greatest quarterbacks in NFL history, standing as the 3rd most accurate passer in league history and possessing an outstanding 96.8 quarterback rating. Dominating arm strength and mobility yielded 232 regular season touchdown tosses and 4,239 rushing yards during his years at Tampa Bay (1985–86) and San Francisco (1987–99). Recorded 28,300-yard passing games during his prolific career. His 43 rushing touchdowns are the most by a quarterback in NFL history. Was a two-time NFL Most Valuable Player (1992 & 1994) and Super Bowl XXIX MVP. Earned 7 consecutive Pro Bowl nominations (1992–98) and was All-Pro (1992–94). His six touchdown passes in Super Bowl XXIX victory over San Diego stands as a Super Bowl record. Born October 11, 1961 in Salt Lake City, UT.



## 49ERS IN PRO FOOTBALL HALL OF FAME

POS	PLAYER	YEARS ON 49ERS	YEAR INDUCTED
G/T	Larry Allen	2006–07	2013
DE	Fred Dean	1981–85	2008
DE	Richard Dent	1994	2011
LB	Chris Doleman	1996–98	2012
LB	Charles Haley	1986–91, '99	2015
WR	Bob Hayes	1975	2009
LB	Rickey Jackson	1994–95	2010
CB	Jimmy Johnson	1961–76	1994
FB	John Henry Johnson	1954–56	1987
DB	Ronnie Lott	1981–90	2000
HB	Hugh McElhenny	1952–60	1970
QB	Joe Montana	1979–92	2000

POS	PLAYER	YEARS ON 49ERS	YEAR INDUCTED
DT	Leo Nomellini	1950–63	1969
FB	Joe Perry	1946–60, '63	1969
WR	Jerry Rice	1985–2000	2010
CB	Deion Sanders	1994	2011
RB	O.J. Simpson	1978–79	1985
T	Bob St. Clair	1953–63	1990
QB	Y.A. Tittle	1951–60	1971
Coach	Bill Walsh	1979–88	1993
LB	Dave Wilcox	1964–74	2000
S	Rod Woodson	1997	2009
QB	Steve Young	1987–99	2005

## 49ERS RETIRED JERSEYS



**QB Steve Young**—Played for the 49ers from 1987–99 standing as the most accurate passer in league history with a 96.8 quarterback rating...Totaled 221 regular season touchdown passes and 3,581 rushing yards with the 49ers...His 43 rushing touchdowns are the most by a quarterback in NFL history...Was a two-time NFL Most Valuable Player (1992 & 1994) and Super Bowl XXIX MVP...Earned seven consecutive Pro Bowl nods (1992–98) and was All-Pro (1992–94). Inducted into Pro Football Hall of Fame in 2005...Had jersey retired in 2008.



**S Ronnie Lott**—Played for the 49ers from 1981–90...Played in 10 Pro Bowls and won four Super Bowl titles...Earned All-Pro honors at three different positions—cornerback, free safety and strong safety...Registered 1,161 career tackles, including five seasons with 100–or–more tackles...Ranks fifth in NFL history with 63 career interceptions...Holds NFL postseason record with nine interceptions in career...Inducted into Pro Football Hall of Fame in 2000...Had jersey retired in 2003.



**QB John Brodie**—Played for the 49ers from 1957–73...Holds the team record with 17 years of service...Ranks second in team history with 31,548 passing yards and third with 214 touchdown passes...Guided the 49ers to back-to-back NFC Championship games in 1970 and 1971...Was named NFL Most Valuable Player in 1970...Had jersey retired in 1973.



**DT Charlie Krueger**—Played for the 49ers from 1959–73...Two-time Pro Bowl defensive tackle (1960, 1964)...Received All-Pro recognition in the years 1960, 1965 and 1966...Had jersey retired in 1974.



**T Leo Nomellini**—Played for the 49ers from 1950–63...Did not miss a game during his 14-year career, playing in 174 consecutive regular season games...Selected to 10 Pro Bowls...Was first-ever NFL draft choice by 49ers...Was first-team All-Pro six times and second-team choice three times...Inducted into Pro Football Hall of Fame in 1969...Had jersey retired in 1971.



**QB Joe Montana**—Played for the 49ers from 1979–92...Led San Francisco to four Super Bowl Championships (1981, 1984, 1988, 1989)...Holds team records with 35,124 passing yards and 244 touchdown passes...Selected to eight Pro Bowls, including seven with the 49ers...Named NFL Most Valuable Player four times (1981, 1984, 1989, 1990) and Super Bowl MVP three times (XVI, XIX, XXIV)...Had jersey retired in 1997...Inducted into Pro Football Hall of Fame in 2000.



**T Bob St. Clair**—Played for the 49ers from 1953–63...Exceptional offensive lineman...Also played goal line defense and blocked 10 field goals in 1956...One of the tallest players in team history at 6–9...Named to Pro Bowl five times...Earned All-NFL honors three times in career...Local product, attended University of San Francisco and Polytechnic High in San Francisco...Inducted into Pro Football Hall of Fame in 1990...Had jersey retired in 2001.



**RB Joe Perry**—Played 14 years in two stints for the 49ers from 1948–60 and 1963...Finished career as team's all-time leading rusher with 7,344 yards...Scored 351 points, including team-record 50 rushing touchdowns, during career...Led team in rushing eight seasons, including seven consecutive (1949–55)...Named NFL Player-of-the-Year by UPI in 1954 and 1955...Inducted into Pro Football Hall of Fame in 1969...Had jersey retired in 1971.



**WR Jerry Rice**—Played for the 49ers from 1985–2000...Holds 14 regular season records and 10 postseason records...Among them, he is the all-time leader in career receptions (1,549), receiving yards (22,895) and touchdown receptions (197)...A 10-time All-Pro, was selected to 13 Pro Bowls and won three Super Bowl championships with the 49ers (1988, 1989, 1994)...Twice named AP NFL Offensive Player of the Year (1987, 1993)...Played his first 16 seasons in San Francisco, where he holds nearly every 49ers receiving record...Had jersey retired in 2010.



**DB Jimmy Johnson**—Played for the 49ers from 1961–76...Holds team record with 212 games played during career...Finished with 47 interceptions to rank second in team history...Selected to five Pro Bowls and named Len Eshmont Award winner twice...Played wide receiver in second season before becoming full-time defensive back in 1963...Named first-team All-Pro four times (1969, 1970, 1971, 1972)...Had jersey retired in 1977...Inducted into Pro Football Hall of Fame in 1994.



**WR Dwight Clark**—Played for the 49ers from 1979–87...Finished with 506 receptions for 6,750 yards and 48 touchdowns...Ranks fourth on 49ers all-time receptions list and third in receiving yards...Two-time Pro Bowler (1981, 1982) and first-team All-Pro in 1982 and 1983...Had jersey retired in 1988.



**RB Hugh McElhenny**—Played for the 49ers from 1952–60...Rushed for 4,288 yards on 877 carries and 35 touchdowns for San Francisco...Was named NFL Player of the Year and NFL Rookie of the Year in 1952...Selected to five Pro Bowls...Led team in rushing in 1956 and 1957...Inducted into Pro Football Hall of Fame in 1970...Had jersey retired in 1971.

# PRO BOWL 49ERS

## 1950 (JAN. 14, 1951)

Frank Albert, QB  
Visco Grgich, G  
Leo Nomellini, T  
Norm Standlee, FB  
John Strzykowski, HB

## 1951 (JAN. 12, 1952)

Jim Cason, HB  
Ray Collins, T  
Leo Nomellini, T  
\* Gordy Soltau, E

## 1952 (JAN. 10, 1953)

Ed Henke, E  
\* Bill Johnson, C  
Hugh McElhenny, HB  
Leo Nomellini, T  
Joe Perry, FB  
Gordy Soltau, E

## 1953 (JAN. 17, 1954)

\* Bill Johnson, C  
Hugh McElhenny, HB  
Art Milchalik, G  
\* Leo Nomellini, T  
\* Joe Perry, FB  
\* Gordy Soltau, E  
Y.A. Tittle, QB

## 1954 (JAN. 16, 1955)

\* Bruno Banducci, G  
Al Carapella, T  
Jim Cason, HB  
\* John Henry Johnson, HB  
\* Joe Perry, FB  
\* Y.A. Tittle, QB  
\*+ Billy Wilson, E

## 1955 (JAN. 15, 1956)

Dick Moegle, HB  
Bob Toneff, T  
\* Billy Wilson, E

## 1956 (JAN. 13, 1957)

\* Hugh McElhenny, HB  
Leo Nomellini, T  
\* Bob St. Clair, T  
\* Billy Wilson, E

## 1957 (JAN. 12, 1958)

Marv Matuszak, LB  
\*+ Hugh McElhenny, HB  
Leo Nomellini, T  
\* Y.A. Tittle, QB  
\* Billy Wilson, E

## 1958 (JAN. 11, 1959)

Hugh McElhenny, HB  
Jerry Mertens, HB  
Leo Nomellini, T  
\* Bob St. Clair, T  
\* Billy Wilson, E

## 1959 (JAN. 17, 1960)

Dave Baker, HB  
Leo Nomellini, T  
\* Bob St. Clair, T  
\* J.D. Smith, FB  
Billy Wilson, E  
Abe Woodson, DHB

## 1960 (JAN. 15, 1961)

\* Bruce Bosley, G  
Charlie Krueger, DT  
Leo Nomellini, T  
\* Bob St. Clair, T  
Abe Woodson, DHB

## 1961 (JAN. 14, 1962)

\* Ted Connolly, G  
\* Eddie Dove, DHB  
Leo Nomellini, T  
\* Bob St. Clair, T  
\* Abe Woodson, DHB

## 1962 (JAN. 13, 1963)

\* Tommy Davis, K  
Matt Hazeltine, LB  
\* J.D. Smith, FB  
\* Abe Woodson, DHB

## 1963 (JAN. 12, 1964)

\* Tommy Davis, K  
Abe Woodson, DHB

## 1964 (JAN. 10, 1965)

Matt Hazeltine, LB  
Charlie Krueger, DT  
Dave Parks, E

## 1965 (JAN. 16, 1966)

\* Bruce Bosley, C  
\* John Brodie, QB  
John David Crow, HB  
\* Dave Parks, E  
Walt Rock, T  
\* Ken Willard, FB

## 1966 (JAN. 22, 1967)

Bruce Bosley, C  
\* Howard Mudd, G  
\* Dave Parks, E  
Walt Rock, T  
John Thomas, T  
Dave Wilcox, LB  
Ken Willard, FB

## 1967 (JAN. 21, 1968)

Bruce Bosley, C  
Howard Mudd, G

## 1968 (JAN. 19, 1969)

\* Kermit Alexander, CB  
\* Clifton McNeil, E  
\* Howard Mudd, G  
\* Dave Wilcox, LB  
\* Ken Willard, FB

## 1969 (JAN. 18, 1970)

Elmer Collett, G  
Jimmy Johnson, CB  
Gene Washington, WR  
\* Dave Wilcox, LB  
Ken Willard, FB

## 1970 (JAN. 24, 1971)

\* John Brodie, QB  
\* Jimmy Johnson, CB  
Len Rohde, T  
\* Gene Washington, WR  
Dave Wilcox, LB

## 1971 (JAN. 23, 1972)

\* Forrest Blue, C  
\* Cedrick Hardman, DE  
\* Jimmy Johnson, CB  
\* Ted Kwalick, TE  
Bruce Taylor, CB  
\* Gene Washington, WR  
Vic Washington, RB  
\* Dave Wilcox, LB

## 1972 (JAN. 21, 1973)

\* Forrest Blue, C  
\* Jimmy Johnson, CB  
\* Ted Kwalick, TE  
Woody Peoples, G  
\* Gene Washington, WR  
\* Dave Wilcox, LB

## 1973 (JAN. 20, 1974)

\* Forrest Blue, C  
\* Ted Kwalick, TE  
Woody Peoples, G  
\* Dave Wilcox, LB  
\* Tom Wittum, P

## 1974 (JAN. 20, 1975)

Forrest Blue, C  
Jimmy Johnson, CB  
\* Tom Wittum, P

## 1975 (JAN. 26, 1976)

\* Cedrick Hardman, DE

## 1976 (JAN. 17, 1977)

\* Cleveland Elam, DT  
\* Tommy Hart, DE  
Dave Washington, LB  
Delvin Williams, RB

## 1977 (JAN. 23, 1978)

\* Cleveland Elam, DT

## 1978 (JAN. 29, 1979)

None

## 1979 (JAN. 27, 1980)

None

## 1980 (FEB. 1, 1981)

None

## 1981 (JAN. 31, 1982)

Dwight Clark, WR  
\* Randy Cross, G  
Fred Dean, DE  
Dwight Hicks, S  
\* Ronnie Lott, CB  
\* Joe Montana, QB

## 1982 (FEB. 6, 1983)

\* Dwight Clark, WR  
\* Randy Cross, G  
Dwight Hicks, S  
Ronnie Lott, CB

## 1983 (JAN. 29, 1984)

Fred Dean, DE  
Dwight Hicks, S  
\* Ronnie Lott, CB  
Joe Montana, QB  
49ers Coaching Staff

## 1984 (JAN. 27, 1985)

\* Randy Cross, G  
Keith Fahnhorst, T  
\* Dwight Hicks, S  
Ronnie Lott, CB  
\* Joe Montana, QB  
\* Fred Quillan, C  
Keena Turner, LB  
Wendell Tyler, RB  
Carlton Williamson, S  
Eric Wright, CB

## 1985 (FEB. 2, 1986)

Michael Carter, NT  
\* Roger Craig, FB  
\*# Joe Montana, QB  
Fred Quillan, C  
\* Carlton Williamson, S  
\*# Eric Wright, CB

## 1986 (FEB. 1, 1987)

\* Ronnie Lott, S  
\* Jerry Rice, WR

## 1987 (FEB. 7, 1988)

\* Michael Carter, NT  
Roger Craig, RB  
\* Ronnie Lott, S  
\* Joe Montana, QB  
\* Jerry Rice, WR

## 1988 (JAN. 29, 1989)

Michael Carter, NT  
\* Roger Craig, RB  
Charles Haley, LB—DE  
\* Ronnie Lott, S  
\* Jerry Rice, WR  
John Taylor, WR

## 1989 (FEB. 4, 1990)

Roger Craig, RB  
\* Ronnie Lott, S  
Guy McIntyre, G  
\* Joe Montana, QB  
\* Jerry Rice, WR  
John Taylor, WR

## 1990 (FEB. 3, 1991)

\* Charles Haley, LB—DE  
\* Ronnie Lott, S  
Guy McIntyre, G  
\*# Joe Montana, QB  
\* Jerry Rice, WR  
49ers Coaching Staff

## 1991 (FEB. 2, 1992)

Charles Haley, LB—DE  
\* Guy McIntyre, G  
\* Jerry Rice, WR

## 1992 (FEB. 7, 1993)

\* Pierce Holt, DL  
Brent Jones, TE  
\* Guy McIntyre, G  
\* Jerry Rice, WR  
Steve Wallace, T  
Ricky Watters, RB  
\* Steve Young, QB  
49ers Coaching Staff

## 1993 (FEB. 6, 1994)

\* Harris Barton, T  
Brent Jones, TE  
\* Tim McDonald, SS  
Guy McIntyre, G  
\* Jerry Rice, WR  
Jesse Sapolu, C  
Ricky Watters, RB  
Steve Young, QB  
49ers Coaching Staff

## 1994 (FEB. 5, 1995)

\* Merton Hanks, FS  
\* Brent Jones, TE  
Tim McDonald, SS  
Bart Oates, C  
\* Jerry Rice, WR  
\* Deion Sanders, CB  
Jesse Sapolu, G  
Dana Stubblefield, DT  
Ricky Watters, RB  
\* Steve Young, QB

## 1995 (FEB. 4, 1996)

\* Eric Davis, CB  
\* Merton Hanks, FS  
Brent Jones, TE  
Tim McDonald, SS  
Ken Norton Jr., LB  
Bart Oates, C  
\*+ Jerry Rice, WR  
Dana Stubblefield, DT  
\* Lee Woodall, LB  
Steve Young, QB

## 1996 (FEB. 2, 1997)

\* Merton Hanks, FS  
\* Jerry Rice, WR  
\* Bryant Young, DT  
Steve Young, QB

## 1997 (FEB. 1, 1998)

Chris Doleman, DE  
Kevin Gogan, G  
\* Merton Hanks, FS  
Ken Norton, Jr., LB  
\* Dana Stubblefield, DT  
Lee Woodall, LB  
Steve Young, QB

## 1998 (FEB. 7, 1999)

Garrison Hearst, RB  
\* Kevin Gogan, G  
Jerry Rice, WR  
\* Steve Young, QB  
Winfred Tubbs, LB

## 1999 (FEB. 6, 2000)

\* Lance Schulters, S  
Bryant Young, DT

## 2000 (FEB. 4, 2001)

Jeff Garcia, QB  
Charlie Garner, RB  
Terrell Owens, WR

## 2001 (FEB. 9, 2002)

Ray Brown, G  
Jeff Garcia, QB  
Garrison Hearst, RB  
Jeremy Newberry, C  
\* Terrell Owens, WR  
Bryant Young, DT

## 2002 (FEB. 2, 2003)

Jeff Garcia, QB  
Jeremy Newberry, C  
\* Terrell Owens, WR  
Julian Peterson, LB  
\* Ron Stone, G  
Bryant Young, DT

## 2003 (FEB. 8, 2004)

\* Fred Beasley, FB  
Terrell Owens, WR  
Julian Peterson, LB

## 2004 (FEB. 13, 2005)

Brian Jennings, need player

## 2005 (FEB. 12, 2006)

None

## 2006 (FEB. 10, 2007)

\* Frank Gore, RB  
\* Larry Allen, G  
Walt Harris, CB

## 2007 (FEB. 10, 2008)

Patrick Willis, LB  
\* Andy Lee, P

## 2008 (FEB. 8, 2009)

\* Patrick Willis, LB

## 2009 (JAN. 31, 2010)

\* Vernon Davis, TE  
\* Andy Lee, P  
\*# Patrick Willis, LB  
Frank Gore, RB  
Justin Smith, DT

## 2010 (JAN. 30, 2011)

\* Patrick Willis, LB  
Justin Smith, DT

## 2011 (JAN. 29, 2012)

\* David Akers, K  
Dashon Goldson, S  
Frank Gore, RB  
\* Brian Jennings, LS  
\* Andy Lee, P  
\* Carlos Rogers, CB  
\* Justin Smith, DT  
\* Joe Staley, T  
\* Patrick Willis, LB

## 2012 (JAN. 27, 2013)

NaVorro Bowman, LB  
Ahmad Brooks, LB  
Frank Gore, RB  
\* Dashon Goldson, S  
\* Mike Iupati, G  
\* Aldon Smith, LB  
\* Justin Smith, DT  
\* Joe Staley, T  
\* Donte Whitner, S  
\* Patrick Willis, LB

% 49ers did not participate as the team advanced to Super Bowl XLVII

## 2013 (JAN. 26, 2014)

NaVorro Bowman, LB  
Ahmad Brooks, LB  
Vernon Davis, TE  
Frank Gore, RB  
Mike Iupati, G  
Justin Smith, DT  
Eric Reid, S  
Joe Staley, T  
Patrick Willis, LB

## 2014 (JAN. 25, 2015)

Antoine Bethea, S  
Mike Iupati, G  
Joe Staley, T

## 2015 (JAN. 31, 2016)

NaVorro Bowman, LB  
Joe Staley, T



## ALL-PRO 49ERS

- 1946** — Alyn Beals E (First Team UPI, AAFC), Bruno Banducci G (First Team UPI, NYN, AAFC), Frank Albert QB (First Team NYN), Norm Standlee F (Second Team UPI, NYN, AAFC), Garland Gregory G (Second Team NYN)
- 1947** — Bruno Banducci G (First Team AP, NYN, CO, AAFC), Bob Bryant T (First Team CB), Alyn Beals E (Second Team CB, AAFC), John Woudenberg T (Second Team AP, AAFC), John Strykalski H (Second Team AAFC), Norm Standlee F (Second Team AAFC), Garland Gregory G (Second Team CB)
- 1948** — Alyn Beals E (First Team UPI, NYN, AAFC), John Strykalski H (First Team UPI, NYN, AAFC), John Woudenberg T (First Team NYN), Riley Matheson G (Second Team NYN, AAFC), Frank Albert QB (First Team SN, SP, NYN), Bruno Banducci G (Honorable Mention AP, SN)
- 1949** — Alyn Beals E (First Team UPI, NYN, IN, AAFC) Visco Grgich G (First Team UPI, NYN, AAFC), Joe Perry B (First Team UPI, NYN, AAFC), Frank Albert QB (First Team AAFC), John Woudenberg T (Honorable Mention UPI), Bruno Banducci G (Honorable Mention UPI), Bill Johnson C (Honorable Mention UPI), Jim Cason H (First Team IN), Jim Strykalski H (Honorable Mention UPI)
- 1950** — John Strykalski H (Second Team AP), Visco Grgich G (Honorable Mention AP, UPI), Frank Albert QB (Honorable Mention AP), Joe Perry F (Honorable Mention AP)
- 1951** — Leo Nomellini T (First Team AP) Gordy Soltau E (Second Team UPI), Bruno Banducci G (Second Team AP, UPI), Joe Perry F (Honorable Mention AP)
- 1952** — \*1 Hugh McElhenny HB (First Team AP, UPI, NYN), Leo Nomellini DT (First Team AP, UPI, NYN), Gordy Soltau E (First Team AP, UPI, NYN), Bob Toneff T (Second Team AP, UPI, NYN), Bruno Banducci G (First Team NYN), Bill Johnson C (Second Team AP, NYN), Joe Perry RB (Honorable Mention AP, UPI), Ed Henke DE (Second Team UPI, NYN), Visco Grgich G (Honorable Mention UPI), Hardy Brown LB (Second Team NYN), Lowell Wagner DB (Second Team NYN), Jim Cason DB (Honorable Mention AP)
- 1953** — Bruno Banducci G (First Team UPI), Hugh McElhenny HB (First Team AP, UPI, NYN), Leo Nomellini DT (First Team AP, UPI, NYN, PFD), Joe Perry FB (First Team AP, UPI, NYN, PFD), Gordy Soltau E (Second Team UPI), Bob St. Clair T (Second Team UPI), Bill Johnson C (Second Team UPI), Y.A. Tittle QB (Honorable Mention AP), Charley Powell DE (Honorable Mention), Art Michalik G (Second Team NYN), Hardy Brown LB (Honorable Mention AP, UPI)
- 1954** — Bruno Banducci G (First Team AP, UPI, SN, NYN), Leo Nomellini DT (First Team AP, UPI, NYN), Joe Perry FB (First Team AP, UPI, SN, PFD), Billy Wilson E (Second Team AP, UPI, NYN), Bob St. Clair T (Second Team AP, UPI, NYN), Bill Johnson C (First Team NYN), Hugh McElhenny RB (Second Team AP, UPI, SN), John Henry Johnson RB (Second Team UPI, NYN), Bob Toneff DT (Honorable Mention UPI)
- 1955** — Bob St. Clair T (First Team UPI, NEA), Bob Toneff DT (First Team AP, SN, NYN), Billy Wilson E (First Team UPI, NEA, SN, NYN), Bill Johnson C (Second Team NEA), Joe Perry RB (Honorable Mention AP), Hardy Brown LB (Honorable Mention AP), Rex Berry DB (Second Team NEA)
- 1956** — Bob St. Clair T (First Team NEA), Billy Wilson E (Second Team AP, UPI, NEA), Hugh McElhenny RB (Second Team AP, UPI, NEA, NYN)
- 1957** — Marv Matuszak LB (First Team AP, UPI, NEA), Leo Nomellini DT (First Team AP, UPI), \*2 Y.A. Tittle QB (First Team AP, UPI, NYN), Billy Wilson E (First Team AP, UPI, NEA, NYN), Dickey Moegle RB (First Team NYN), Clyde Conner E (Second Team NYN), Hugh McElhenny RB (Second Team AP, NEA)
- 1958** — Billy Wilson E (Second Team NEA, NYN, FW), Bob St. Clair T (Second Team AP, NEA, FW), Dickey Moegle RB (Second Team FW)
- 1959** — Leo Nomellini DT (First Team AP, UPI, NEA, NYN, HE, DN), J.D. Smith RB (First Team UPI, DN), Abe Woodson CB (First Team AP, UPI), Billy Wilson E (Second Team NEA), Bob St. Clair T (Honorable Mention UPI), Bruce Bosley G (Second Team AP), Matt Hazeltine LB (Honorable Mention UPI), Dave Baker S (Honorable Mention UPI), Eddie Dove S (Honorable Mention UPI)
- 1960** — Abe Woodson CB (First Team AP, NYN), R.C. Owens E (Second Team AP), Bob St. Clair T (First Team NEA), Bruce Bosley G (Second Team UPI, NEA, NYN), Charlie Krueger DE (Second Team AP), Leo Nomellini DT (Second Team AP, NYN), Matt Hazeltine LB (Honorable Mention UPI), Dave Baker S (Second Team AP, UPI, NEA, NYN, DN)
- 1961** — Abe Woodson CB (First Team NYN), Bob St. Clair T (Second Team NEA), Bruce Bosley G (Second Team NEA), Leo Nomellini DT (Second Team NEA), Eddie Dove S (Second Team UPI), Hugh McElhenny RB (Honorable Mention NEA), J.D. Smith RB (Honorable Mention NEA), Dave Baker S (Honorable Mention NEA)
- 1962** — Abe Woodson CB (First Team NEA, FN), Bob St. Clair T (Second Team AP), Leo Nomellini DT (Second Team UPI), Matt Hazeltine LB (Second Team AP, UPI, NEA), J.D. Smith RB (Honorable Mention UPI)
- 1963** — Abe Woodson CB (First Team NEA), Bob St. Clair T (Second Team NEA), Matt Hazeltine LB (Honorable Mention AP, NEA)
- 1964** — Matt Hazeltine LB (First Team CBS), Jimmy Johnson CB (Second Team NEA)
- 1965** — Dave Parks SE (First Team AP, NEA, UPI, NYN, FN, DN), John Brodie QB (First Team FN, NEA), Bernie Casey E (Honorable Mention UPI), Len Rohde T (Honorable Mention UPI), John Thomas T (Honorable Mention UPI), Ken Willard RB (Second Team AP, UPI, NEA), Clark Miller DE (Honorable Mention UPI), Charlie Krueger DT (Second Team AP), Matt Hazeltine LB (Honorable Mention UPI), Jimmy Johnson CB (Second Team AP, NEA)
- 1966** — Dave Parks SE (First Team NEA, DN), John Thomas G (First Team AP, NEA), Bernie Casey E (Honorable Mention UPI), Howard Mudd G (Honorable Mention UPI), Bruce Bosley C (Second Team NYN, NEA), Ken Willard RB (Honorable Mention UPI), Charlie Krueger DT (Honorable Mention UPI), Dave Wilcox LB (Second Team UPI, NEA), Jimmy Johnson CB (Second Team AP, UPI)
- 1967** — Howard Mudd G (First Team NEA), Dave Wilcox LB (First Team NEA)
- 1968** — Clifton McNeil WR (First Team AP, PWA, NEA, UPI, NYN, FN, DN), Howard Mudd G (First Team AP, NEA, UPI, PF, NYN, FN, DN), Cas Banaszek T (Second Team FN), Ken Willard RB (Second Team UPI), Kermit Alexander CB (Second Team UPI, NYN, FN), Jimmy Johnson CB (Second Team NEA)
- 1969** — Jimmy Johnson CB (First Team NEA), Len Rohde T (Second Team NEA), Dave Wilcox LB (Second Team UPI, NEA, SI)
- 1970** — \*3 John Brodie QB (First Team AP, NEA, PFWA, FN, PFW), Jimmy Johnson CB (First Team AP, NEA, PFWA, SI, PFW), Gene Washington WR (First Team AP, NEA, PFWA, FN, SI, PFW, DN), Dave Wilcox OLB (First Team NEA, Second Team UPI)
- 1971** — Forrest Blue C (First Team AP, PFWA, FN, SI), Cedrick Hardman DE (First Team SI), Jimmy Johnson CB (First Team AP, NEA, PFWA, FN, SI, DN), Ted Kwalick TE (Second Team PFWA, NEA, FN), Gene Washington WR (Second Team PFWA, NEA, FN), Dave Wilcox OLB (First Team AP, NEA, PFWA), Bruce Taylor CB (Second Team FN)
- 1972** — Forrest Blue C (First Team AP, PFWA, FN, SI, DN), Jimmy Johnson CB (First Team AP, NEA, PFWA, SI), Ted Kwalick TE (First Team AP, NEA, FN, DZ), Gene Washington (First Team AP, PFWA, DN), Dave Wilcox OLB (First Team AP, NEA, PFWA, SI), Cedrick Hardman DE (Second Team FN)
- 1973** — Forrest Blue C (First Team AP, PFWA), Dave Wilcox OLB (First Team NEA, PFWA, FN), Ted Kwalick TE (First Team NYN)
- 1974** — Forrest Blue C (Second Team FN)
- 1975** — Cedrick Hardman DE (Second Team NEA)
- 1976** — Tommy Hart DE (First Team NEA, PFWA, FN), Cleveland Elam DT (Second Team NEA)
- 1977** — Cleveland Elam DT (First Team AP, NEA, PFWA, SI, NYN, CPW)
- 1978** — None
- 1979** — None
- 1980** — Randy Cross G (Second Team NEA)
- 1981** — Randy Cross G (First Team NEA, PFWA, FD), \*4 Fred Dean DE (First Team AP, PFWA, SN, FD), Dwight Hicks S (First Team FD), Ronnie Lott CB (First Team AP, NEA, PFWA, SN, FD, SI), \*5 Joe Montana QB (Second Team AP, NEA, FD), Jack Reynolds LB (Second Team FD), Ray Wersching K (Honorable Mention SI)
- 1982** — \*6 Dwight Clark WR (First Team AP, NEA, PFWA, FW, FD, SI), Keena Turner LB (Second Team NEA), Ronnie Lott CB (First Team FD)
- 1983** — Keith Fahnhorst T (First Team NEA, CPNW, SI, USA), Ronnie Lott CB (First Team PFWA, FD), Joe Montana QB (Second Team NEA, CPNW), Fred Dean (First Team FI), Dwight Hicks FS (Second Team CPNW)
- 1984** — Randy Cross G (Second Team AP, NEA, FD), Keith Fahnhorst T (First Team AP, NEA, PFWA, CPNW, SI, USA), \*7 Joe Montana, QB (Second Team AP, NEA, CPNW, FD), Eric Wright, CB (Second Team AP), Fred Quillan C (Second Team CPNW), Ronnie Lott CB (Second Team FD), Keena Turner LB (Second Team CPNW), Dwight Hicks FS (Second Team CPNW)
- 1985** — Michael Carter NT (Second Team AP, CPNW), Roger Craig FB (First Team CPNW), Randy Cross G (First Team NEA), Keith Fahnhorst T (Second Team NEA), Keena Turner LB (Second Team NEA), Eric Wright CB (First Team AP, NEA, SN, CPNW, FD, SI), Joe Montana QB (Second Team CPNW), Carlton Williamson SS (Second Team CPNW)
- 1986** — Michael Carter NT (First Team NEA, USA), Randy Cross G (Second Team AP, NEA), Ronnie Lott S (First Team AP, NEA, PFWA, CPNW, FD, FI, USA), \*8 Jerry Rice WR (First Team AP, NEA, PFWA, SN, CPNW, FD, SI, FI, USA)
- 1987** — Michael Carter NT (First Team AP, NEA, PFWA, SN, CPNW, FD, FI), Ronnie Lott S (First Team AP, PFWA, SN, CPNW, FD, USA), Joe Montana QB (First Team AP, PFWA, FD, SI, FI, USA), \*9 Jerry Rice WR (First Team AP, NEA, PFWA, SN, CPNW, FD, SI, FI, USA), Don Griffin CB (First Team CPNW), Jeff Fuller SS (Second Team CPNW)

# ALL-PRO 49ERS (CONT.)

- 1988** — Michael Carter NT (First Team NEA, CPNW), \*10 Roger Craig RB (First Team AP, PFWA, NEA, SN, CPNW, FD, SI, FI, USA), Ronnie Lott S (First Team NEA), \*11 Jerry Rice WR (First Team AP, PFWA, SN, FD, USA), \*12 John Taylor WR (First Team PFWA, SN, CPNW, FI), Harris Barton T (Honorable Mention AP), Randy Cross C (Honorable Mention AP), Joe Montana QB (Honorable Mention AP), Charles Haley OLB (First Team FI), Tim McKyer CB (First Team CPNW, USA)
- 1989** — Mike Cofer K (First Team AP, NEA, CPNW, FD), Ronnie Lott S (First Team AP, PFWA, SI, USA), \*13 Joe Montana QB (First Team AP, PFWA, NEA, SN, CPNW, SI, FD, FI, USA), John Taylor (Second Team AP — Kick Returner), Guy McIntyre G (First Team CPNW, FD), Michael Walter ILB (Second Team NEA)
- 1990** — \*14 Charles Haley LB—DE (First Team AP, NEA, PFWA, SI, FD, FI, NA, USA), Ronnie Lott S (First Team AP, NEA, PFWA, SI, FD, USA), \*15 Joe Montana QB (First Team AP, NEA), \*16 Jerry Rice WR (First Team AP, NEA, PFWA, CPNW, SI, SN, FD, FI, NA, USA), Brent Jones TE (Honorable Mention AP), Steve Wallace T (Honorable Mention AP), Guy McIntyre G (Second Team CPNW), Harris Barton T (Second Team NA), Jesse Sapolu C (Honorable Mention AP), Kevin Fagan DE (First Team NA), Pierce Holt DE (Second Team NA), Michael Carter NT (Honorable Mention AP), Matt Millen LB (Honorable Mention AP)
- 1991** — Jerry Rice WR (First Team SN), Harris Barton T (First Team SI), Steve Wallace T (Second Team CPNW), Guy McIntyre G (Honorable Mention AP), Michael Carter NT (Honorable Mention AP), John Taylor KR (Honorable Mention AP)
- 1992** — Harris Barton T (First Team AP, PFWA, SI, FD, USA), Pierce Holt DE (Second Team NEA, AP), Brent Jones TE (First Team NEA, CPNW), Guy McIntyre G (First Team CPNW, FI, USA), Jerry Rice WR (First Team AP, NEA, PFWA, CP, SI, SN, FD, FI, USA), Steve Wallace T (First Team PFWA, CPNW), \*17 Steve Young (First Team AP, NEA, PFWA, CPNW, SI, SN, FD, FI), Ricky Watters RB (Honorable Mention AP), Michael Carter DT (Honorable Mention AP), Jesse Sapolu C (Honorable Mention AP), Roy Foster G (First Team USA), George Seifert Coach (Second Team CPNW)
- 1993** — Harris Barton T (First Team AP, PFWA, SN, CPNW, USA), Brent Jones TE (First Team USA), Tim McDonald S (First Team CPNW, FD), \*18 Jerry Rice WR (First Team AP, PFWA, SN, CPNW, SI, FD, FI, USA), Steve Young QB (First Team AP, PFWA, CPNW, FD, FI), Steve Wallace T (First Team FD), Guy McIntyre G (First Team FD, FI), Jesse Sapolu C (Honorable Mention AP), Dana Stubblefield DT (Honorable Mention AP), Merton Hanks FS (First Team SI)
- 1994** — Merton Hanks FS (First Team SN, CPNW, USA, SI, FD, USA), Brent Jones TE (Second Team AP), Jerry Rice WR (First Team AP, PFWA, SN, CPNW, SI, FD, FI, USA), Deion Sanders CB (First Team AP, PFWA, CPNW, SN, SI, FD, FI, USA), \*19 Steve Young QB (First Team AP, PFWA, SN, CPNW, SI, FD, FI, USA), Dana Stubblefield DT (First Team FI, USA), Ken Norton Jr. MLB (Honorable Mention AP), Steve Wallace T (Honorable Mention AP), Jesse Sapolu G (Honorable Mention AP), Bart Oates C (Honorable Mention AP), Tim McDonald SS (Second Team FD)
- 1995** — Merton Hanks FS (First Team AP, PFWA, SN, CPNW, FD, FI, USA, SI), Ken Norton Jr. LB (First Team AP, PFWA, CPNW, FD, FI), Eric Davis CB (First Team AP, PFWA, CPNW), Jerry Rice WR (First Team AP, PFWA, SN, CPNW, FD, FI, USA, SI), Brent Jones TE (Honorable Mention AP), Harris Barton T (Honorable Mention AP), Jesse Sapolu G (Honorable Mention AP), Tim McDonald SS (Second Team AP, CPNW, FD), Kirk Scrafford G (Honorable Mention AP), Bart Oates C (Honorable Mention AP), Steve Young QB (Second Team AP), Dana Stubblefield DT (First Team CPNW, FI), Bryant Young DT (Honorable Mention AP), Gary Plummer LB (Honorable Mention AP), Lee Woodall LB (Second Team CPNW, FD)
- 1996** — Jerry Rice WR (First Team AP, CPNW, PFWA, SN, FD, FI, USA), Jesse Sapolu C (Second Team CPNW), Roy Barker DE (Honorable Mention AP), Bryant Young DT (First Team AP, PFWA, SN, CPNW, FD, SI, FI, USA), Dana Stubblefield DT (Second Team CPNW), Ken Norton Jr. MLB (First Team SI), Marquez Pope CB (Honorable Mention AP), Merton Hanks FS (First Team AP, USA, CPNW), Tim McDonald SS (Honorable Mention AP), Jeff Wilkins K (Honorable Mention AP)
- 1997** — \*20 Dana Stubblefield DT (First Team AP, SI, PFWA, PFW, FI, CPNW, SN, SI, FD), Merton Hanks FS (First Team CPNW, FD), Chris Doleman DE (Second Team CPNW), Bryant Young DT (Second Team CPNW), Steve Young QB (Second Team CPNW, FD), Kevin Gogan G (First Team FI)
- 1998** — Kevin Gogan G (First Team CPFW), Merton Hanks FS (First Team USA), Garrison Hearst RB (Second Team CPFW, FN), Terrell Owens WR (Second Team FN), Bryant Young DT (First Team SN), Steve Young QB (First Team SN)
- 1999** — Bryant Young DT (Second Team AP, CPFN, FD)
- 2000** — Terrell Owens WR (First Team AP), Ray Brown G (Second Team CPNW)

- 2001** — Terrell Owens WR (First Team AP, PFW, FD, CPNW, SN), Ray Brown G (Second Team AP, FD, CPNW), Scott Gragg T (Second Team FD), Bryant Young DT (First Team CPNW, Second Team AP, FD)
- 2002** — Fred Beasley FB (First Team SI, FD, Second Team AP), Derrick Deese T (First Team SI, Second Team FD), Jeremy Newberry C (First Team PFW), Terrell Owens WR (First Team AP, SI, PFW, FD, SN), Tony Parrish S (First Team SI, FD), Julian Peterson LB (First Team CPNW, Second Team AP, FD), Ron Stone G (First Team PFW, FD)
- 2003** — Fred Beasley FB (First Team FD, Second Team AP), Tony Parrish S (First Team PFW, Second Team AP), Julian Peterson LB (First Team AP, SI, PFW, FD, SN), Ron Stone G (Second Team FD)
- 2004** — None
- 2005** — None
- 2006** — \*Frank Gore RB (Second Team AP, First Team USA, All—NFC PFWA), Walt Harris CB (All—NFC PFWA)
- 2007** — \*Patrick Willis LB (First Team AP, SN, SI, PFWA, All—Rookie PFWA), Andy Lee P (First Team AP, PFWA), Michael Robinson RB (First Team SI — special teams)
- 2008** — Patrick Willis LB (Second Team AP)
- 2009** — \*Patrick Willis LB (First Team AP, SN, SI, PFWA, PFW), Andy Lee P (Second Team AP)
- 2010** — Patrick Willis LB (First Team AP)
- 2011** — David Akers K (First Team AP, SI, DMN), NaVorro Bowman LB (First Team AP), Andy Lee P (First Team AP, SI, DMN, SN, PFW/PFWA), Carlos Rogers CB (Second Team AP), Justin Smith DT (First Team AP @ DT, Second Team AP @ DE, SI, DMN, PFW/PFWA), Joe Staley T (Second Team AP), Patrick Willis LB (First Team AP, SN, PFW/PFWA)
- 2012** — NaVorro Bowman LB (First Team AP), Ahmad Brooks LB (Second Team AP, SI), Anthony Davis T (SI), Dashon Goldson S (First Team AP, SI), Mike Iupati G (First Team AP, SI, PFW/PFWA), Andy Lee P (First Team AP, PFW/PFWA), Aldon Smith LB (First Team AP, PFW/PFWA), Justin Smith DT (Second Team AP @ DT and DE), Joe Staley T (Second Team AP), Patrick Willis LB (First Team AP, PFW/PFWA)
- 2013** — NaVorro Bowman LB (First Team AP), Ahmad Brooks LB (Second Team AP), Vernon Davis TE (Second Team AP), Justin Smith DT (Second Team AP), Joe Staley T (Second Team AP)
- 2014** — None

- \*1 (1952) McElhenny was named UPI "Rookie of the Year" and Sport Magazine's "Player of the Year."
- \*2 (1957) Tittle was named UPI's "Player of the Year."
- \*3 (1970) Brodie was consensus NFL "Player of the Year" and consensus NFL "Offensive Player of the Year."
- \*4 (1981) Dean was named NFLPA's NFL "Defensive Lineman of the Year."
- \*5 (1981) Montana was named MVP of Super Bowl XVI.
- \*6 (1982) Clark was named Sports Illustrated's NFL "Player of the Year."
- \*7 (1984) Montana was named MVP of Super Bowl XIX.
- \*8 (1986) Rice was named Sports Illustrated's NFL "Player of the Year." He was also named NFL "Offensive Player of the Year."
- \*9 (1987) Rice was consensus NFL "Player of the Year" and consensus NFL "Offensive Player of the Year."
- \*10 (1988) Craig was named UPI NFC "Offensive Player of the Year," AP's NFL "Offensive Player of the Year," and Sports Illustrated's NFL "Player of the Year."
- \*11 (1988) Rice was named MVP of Super Bowl XXIII.
- \*12 (1988) Taylor was named NFLPA's NFL "Special Teams Player of the Year."
- \*13 (1989) Montana was named MVP of Super Bowl XXIV, consensus NFL "Player of the Year," and consensus NFL "Offensive Player of the Year."
- \*14 (1990) Haley was named UPI NFC "Defensive Player of the Year."
- \*15 (1990) Montana was named AP's NFL MVP, and Male Athlete of the Year. He was also named "Sportsman of the Year" by Sports Illustrated.
- \*16 (1990) Rice was named Sports Illustrated's NFL "Player of the Year."
- \*17 (1992) Young was consensus NFL "Player of the Year" and consensus NFL "Offensive Player of the Year."
- \*18 (1993) Rice was AP's "Offensive Player of the Year" and NEA's "Offensive Player of the Year."
- \*19 (1994) Young was consensus NFL "Player of the Year."
- \*20 (1997) Stubblefield was NFL "Defensive Player of the Year."
- \*21 (2006) Gore was named PFWA's "Most Improved Player."
- \*22 (2007) Willis was named AP's and PFWA's "Defensive Rookie of the Year."
- \*23 (2009) Willis was named "Linebacker of the Year" by the NFL Alumni.

AAFC — All—America Football Conference, AP — Associated Press, CBS — CBS—TV, CO — Coaches All Pro Team, CPNW — College and Pro Football Newsweekly, CPFN — College and Pro Football Weekly, DMN — Dallas Morning News, DN — Detroit News, DP — Detroit Press, FD — Football Digest, FI — NFL Films, FN — Football News, FW — Pro News Football Weekly, HE — Hearst All—Pro, HF — Pro Football Hall of Fame, IN — International News Service, NA — The National, NEA — Newspaper Enterprise Association, NYN — New York News, PFD — Pro Football Digest, PFI — Pro Football Illustrated, PFW — Pro Football Weekly, PFWA — Pro Football Writers, SI — Sports Illustrated, SN — Sporting News, SP — Sport Magazine, UPI — United Press International, USA — USA Today



# 49ERS TRADE HISTORY

## 1950

HB Emil Sitko from LA Rams for HB Glenn Davis.

E Gordy Soltau from Cle. for 1951 No. 4 draft choice.

DB Howie Livingston from Was. for undisclosed considerations.

## 1952

HB J.R. Boone from Chi. for 1953 No. 6 draft choice.

## 1953

E Bob Van Doren from Cle. for 1954 No. 8 draft choice.

HB Fred Bruney from Cle. for 1954 No. 10 draft choice.

## 1954

HB John Henry Johnson from Pit. for HB Ed Pullerton.

HB John Williams from Was. for T Ray Collins.

QB Arnie Galiffa from NYG for DE Bob Van Doren.

## 1955

C Ed Beatty from LA Rams for HB Jim Cason, G Nick Feher, and 1956 No. 5 draft choice.

E Ted Vaught from Phi. for undisclosed future draft choice.

## 1956

T Bob Cross from LA Rams for 1957 No. 3 draft choice.

## 1957

HB Bill Stits from Det. for HB John Henry Johnson and a 1958 No. 7 draft choice.

LB Marv Matuszak from Pit. for QB Earl Morrall and G Mike Sandusky.

HB Val Joe Walker from Det. for 1958 No. 15 draft choice.

## 1960

LB Jerry Wilson from Phi. for G John Wittenborn.

1961 No. 1a draft choice (HB Jimmy Johnson) from Pit. for DB Dick Moegle.

1961 No. 1b draft choice (QB Billy Kilmer) from Bal. for TE Dee Mackey.

## 1961

G/LB Lou Cordileone from New York Giants for QB Y.A. Tittle.

## 1962

DB Elbert Kimbrough from LA Rams for DE Lou Cordileone.

C John Mellekus from Chi. for 1963 No. 4 draft choice.

HB Bobby Gaiters from NYG for E Aaron Thomas.

## 1963

1965 No. 1 draft choice (DB George Donnelly) from Cle. for Cleveland signing free agent G Ted Connolly.

LB Mike Dowdle from Dal. for HB Jim Ridlon.

T Roy Williams from Min. for 1965 No. 8 draft choice.

## 1964

C Frank Morze from Cle. for 1965 No. 6 draft choice.

## 1965

HB John David Crow from StL for HB Abe Woodson.

DE Dan LaRose from Bal. for 1966 No. 7 draft choice.

## 1967

1967 No. 1 draft choice (QB Steve Spurrier) from Atl. for FL Bernie Casey, G Jim Wilson, and T Jim Norton.

## 1968

LB Harold Hays from Dal. for 1969 No. 3 draft choice.

DE Kevin Hardy from NO Saints as compensation for Saints' signing E Dave Parks.

1968 No. 1 draft choice (TE Ted Kwalick) – see Dave Parks above.

WR Clifton McNeil from Cle. for 1969 No. 2 draft choice.

## 1969

G Randy Beisler from Phi. for QB George Mira.

DB Roosevelt Taylor from Chi. for G Howard Mudd.

KR Noland Smith from KC Chiefs for 1970 No. 3 draft choice.

## 1970

PK Bruce Gossett from LA Rams for HB Kermit Alexander and 1970 No. 2 draft choice.

## 1972

DE Rolf Krueger from StL for 1973 No. 2 draft choice and 1974 No. 3 draft choice.

## 1973

RB Randy Jackson from Buf. for DT Earl Edwards.

WR Danny Abramowicz from NO for 1974 No. 4 & 5 draft choices.

## 1974

TE Tom Mitchell from Bal. for returned Colts' 1975 No. 3 draft choice and 1976 No. 4 draft choice.

T Bob Penchion from Buf. for 1975 No. 7 draft choice.

WR Robert West from KC for 1975 No. 6 draft choice.

QB Norm Snead from NYG for 1975 No. 3 draft choice and 1976 No. 4 draft choice.

1976 No. 1 draft choice (choice traded to Patriots for QB Jim Plunkett) from Hou. for RB Vic Washington.

## 1975

WR Bob Hayes from Dal. for 1976 No. 3 draft choice.

LB Dave Washington from Buf. for 1977 No. 5 draft choice.

CB Nate Allen from KC for G Randy Beiser and Saints 1976 No. 3 choice.

## 1976

WR Willie McGee and LB Bruce Elia from TB for QB Steve Spurrier.

QB Jim Plunkett from NE for QB Tom Owens, 1976 & '77 No. 1 choices, 1976 Houston's No. 1 choice, and 1977 No. 1 choice.

G Steve Lawson from Min. for DB Windlan Hall.

QB Marty Domres from Bal. for 1978 No. 5 draft choice.

TE Jim Obradovich from NYG for 1977 No. 8 draft choice.

WR Jim Lash from Min. for RB Sammy Johnson.

## 1977

LB Ed Bradley from Sea. for DT Bill Sandifer.

DT Ed Galigher from NYJ for 1977 No. 3 draft choice.

TE Paul Seal from NO for G John Watson.

## 1978

RB O.J. Simpson from Buf. for 1979 No. 1 draft choice, 1978 & '79 No. 2 draft choices, 1978 No. 3 draft choice, and 1979 No. 4 draft choice.

WR Larry Jones from Was. for TE Tom Mitchell and 1978 No. 8 draft choice.

WR Freddie Solomon and S Vern Rober–son from Mia. for RB Delvin Williams.

FB Greg Boykin from NO for DB Ralph McGill.

LB Joe Harris from Was. for 1978 Vikings No. 6 draft choice.

G Steve Knutson from GB for 1979 No. 8 draft choice.

S Chuck Crist from NO for LB Skip Vanderbundt.

S Bob Jury and 1979 Cowboys No. 3 draft choice (QB Joe Montana) from Sea. for 1979 No. 3 draft choice.

## 1979

CB Melvin Morgan from Cin. for 1980 No. 7 draft choice.

RB Mike Hogan from Phi. for 1981 No. 7 draft choice.

S Tim Gray from KC for 1980 No. 9 draft choice.

S Tony Dungy from Pit. for 1980 No. 10 draft choice.

CB Charles Cornelius from Mia. for 1980 No. 11 draft choice.

RB Lenvil Elliott from Cin. for the first right to waived players.

## 1980

DB Scott Perry from Cin. for 1981 No. 9 draft choice.

DB Ray Rhodes and WR Jimmy Robinson from NYG for S Tony Dungy and FB Mike Hogan.

TE Charle Young from LA Rams for 1980 No. 3 draft choice and 1983 unconditional No. 4 draft choice.

LB Thomas Henderson from Dal. for 1981 No. 4 draft choice.

DT Jim Krahle from Bal. for 1981 No. 10 draft choice.

# 49ERS TRADE HISTORY (CONT.)

## 1981

QB Guy Benjamin from NO for 1982 No. 6 draft choice.

G/T Dan Audick from SD for 1982 No. 3 draft choice.

FB Johnny Davis from TB for RB/WR James Owens.

RB Amos Lawrence from SD for 1984 No. 4 draft choice.

DE Fred Dean from SD 1983 No. 2 draft choice and option to exchange 1983 No. 1 draft choices.

## 1982

TE Russ Francis from NE for 1982 No. 1 & No. 4 draft choices.

LB Bob Horn from SD for 1983 No. 8 draft choice.

T Lindsey Mason from LA Raiders for 1983 Raiders No. 5 draft choice acquired for DE Cedrick Hardman in 1980.

## 1983

RB Wendell Tyler from LA Rams for 1983 No. 2 draft choice and 1983 Broncos No. 4 draft choice.

QB Matt Cavanaugh from NE for 1984 No. 7 draft choice.

P Tom Orosz from Mia. for 1984 Bears No. 12 draft choice.

## 1984

DT Louie Kelcher from SD for 1984 No. 8 and No. 12 draft choices and 1985 conditional No. 9 draft choice.

DT Manu Tuiasosopo from Sea. for 1984 Buccaneers No. 4 draft choice and 1985 No. 10 49ers' draft choice.  
CB Mario Clark from Buf. for 1985 No. 4 draft choice.

DT Gary Johnson from SD for 1986 No. 5 and No. 11 draft choices.

## 1985

1985 No. 1 draft choice (WR Jerry Rice) from NE for 1985 No. 1, 2, and 3 draft choices.  
LB Fulton Kuykendall from Atl. for DE/DT Lawrence Pillers.

C Jim Leonard from TB for 1986 No. 12 draft choice.

CB Tory Nixon from Was. for 1986 No. 6 draft choice.

## 1986

QB Jeff Kemp from LA Rams for 1986 Lions No. 3 draft choice.

RB Joe Cribbs from Buf. for 1987 No. 3 and 1988 No. 5 draft choices.

1986 No. 2 draft choice (DE Larry Roberts) from Det. for 1986 Bills No. 2 draft choice.

1986 No. 3a draft choice (FB Tom Rathman) from Buf. for 1986 Cowboys No. 1 draft choice and 1986 49ers No. 10 draft choice.

1986 No. 3b draft choice (CB Tim McKyer) from Phi. for QB Matt Cavanaugh.

1986 No. 4a draft choice (LB Charles Haley) from Cle. for 1986 Lions No. 3a draft choice.

1986 No. 4b draft choice (T Steve Wallace) from Was. for 1986 Lions No. 3b draft choice.

1986 No. 6 draft choice (FS Don Griffin) from NYJ for T Billy Shields.

## 1987

LB Keith Browner from TB for 1988 No. 6 draft choice.

QB Steve Young from TB for 1987 No. 2 and 4 draft choices.

## 1988

WR Wes Chandler from NO for C Fred Quillan.

## 1991

LB Tim Harris from GB for 1992 No. 2 draft choice and 1993 No. 2 draft choice.

## 1992

1993 No. 2 draft choice and 1994 No. 3 draft choice from Dal. for DE Charles Haley.

## 1993

1993 No. 1 draft choice from KC for QB Joe Montana and S David Whitmore.

1993 No. 1 draft choice (DE Dana Stubblefield) from NO for 1993 Chiefs No. 1 draft choice.

1994 No. 1 draft choice (choice trade to Rams for 1994 Falcons No. 1 draft choice) from SD for 1993 Raiders' No. 2 draft choice.

## 1994

1994 No. 1a draft choice (DT Bryant Young) from Atl. via Ind. and LA Rams for 1994 Chargers No. 1 draft choice, 1994 49ers No. 2 draft choice and 1994 Eagles No. 3 draft choice.

1994 No. 1b draft choice (FB William Floyd) from Dal. for 1994 No. 1 and 7 draft choices.

## 1995

1995 No. 1 draft choice (WR J.J. Stokes) from Atl. via Cle. for 1995 No. 1 and No. 3 draft choices, 1995 Chiefs No. 4 draft choice and 1996 No. 1 draft choice.

CB Marquez Pope from StL for 1995 No. 2 draft choice.

## 1996

RB Terry Kirby from Mia. for 1997 No. 4 draft choice.

## 1998

LB Anthony Peterson from Chi. for 1998 No. 7 draft choice.

T Jamie Brown from Den. for 1999 No. 2 draft choice.

1998 No. 7 draft choice (WR Ryan Thelwell) from Pit. via Atl. for 1999 No. 6 draft choice.

## 1999

DE Roy Barker and TE Irv Smith to Cle. for past considerations.

QB Ty Detmer and 1999 No. 4 draft pick to Cle. for 1999 No. 4 and No. 5 draft picks.

G Kevin Gogan to Mia. for 1999 No. 5 draft pick.

QB Jim Druckenmiller to Mia. for 2000 No. 7 and 2001 No. 7.

CB Craig Newsome from GB for 2000 No. 5 draft choice.

1999 No. 1 draft choice (DT Reggie McGrew) from Mia. for 1999 No. 1 and No. 5 draft choices.

1999 No. 4a draft choice (CB Anthony Parker) from Cle. for FB Marc Edwards.

1999 No. 4b draft choice (CB Pierson Prioleau) and No. 6 draft choice (WR Tai Streets) from Ind. for 1999 No. 4 draft choice.

## 2000

2000 No. 1 draft choice (3) to Was. for two 2000 No. 1 draft choices (12) and (24) (Ahmed Plummer) and No. 4 draft choice.

2000 No. 1 draft choice (12) to NYJ for 2000 No. 1 (16) (Julian Peterson) and No. 2 (48) (Jason Webster) draft choices.

2000 No. 3 draft choice (Jeff Ulbrich) from Sea. for 2000 No. 4 and No. 7 draft choices.

2000 No. 4 draft choice (98) to GB for 2000 No. 4 (108) (John Keith) and No. 5 (132) draft choices.

2000 No. 5 draft choice (John Miley) from Chi. for 2000 No. 6 and No. 7 draft choices.

2000 No. 7 draft choice (Tim Rattay) from NE for 2001 No. 6 draft choice.

CB R.W. McQuarters to Chi. for 2001 conditional draft pick.

## 2001

2001 No. 1 (9), No. 3 (82) and No. 7 (222) draft choices to Sea. for No. 1 (7) (Andre Carter) and No. 6 (191) (Menson Holloway).

2001 No. 2 2001 (41), No. 3 (71) and No. 4 (105) draft choices to GB for 2001 No. 2 (47) (Jamie Winborn), No. 3 (80 & 82) (Kevan Barlow), No. 6 (179) (Rashad Holman) and No. 7 (222) draft choices.

## 2002

2002 No. 2 (61) draft choice to Buf. for 2002 No. 3 (69) (Saleem Rasheed) and No. 4 (102) draft choices (Jeff Chandler).

QB Cade McNown from Mia. for 2003 No. 7 conditional draft choice.

## 49ERS TRADE HISTORY (CONT.)

### 2004

WR Terrell Owens to Bal. for 2004 No. 2 (51) draft choice.

2004 No. 2 (51) draft choice to Bal. for DT Brandon Whiting (via Philadelphia).

2004 No. 1 (16) draft choice to Phi. for 2004 No. 1 (28) and No. 2 (58) draft choices (Shawntae Spencer).

2004 No. 1 (28) draft choice to Car. for 2004 No. 1 (31) (Rashaun Woods) and No. 4 (127) draft choices (Richard Seigler).

2004 No. 4 (112) and No. 5 (147) draft choices to Chi. for 2004 No. 4 (104) draft choice (Isaac Sopoaga).

2004 No. 6 (179) draft choice to GB for 2004 No. 6 (188) (Andy Lee) and No. 7 (226) draft choices (Christian Ferrara).

### 2005

2005 No. 4 (102) and No. 6 draft choices (175) to Phi. for 2005 No. 3 draft choice (94) (Adam Snyder).

LB John Engelberger to Den. for CB Willie Middlebrooks.

LB Jamie Winborn to Jac. for 2006 No. 7 (236) draft choice.

QB Tim Rattay to TB for 2006 No. 6 (192) draft choice.

### 2006

WR Brandon Lloyd to Was. for 2006 No. 3 (84) draft choice.

WR Rashaun Woods to SD for CB Sammy Davis.

2006 No. 2 (37) and No. 3 (68) draft choices to Den. in exchange for No. 1 (22) (Manny Lawson) draft choice from Den.

2006 No. 7 (213 & 236) to Jax. for No. 6 (197) draft choice (Melvin Oliver). QB Ken Dorsey and a 2007 No. 7 (213) draft choice to Cle. for QB Trent Dilfer.

QB Cody Pickett to Hou. for a 2007 conditional draft choice.

CB Mike Rumph to Was. for WR Taylor Jacobs.

RB Kevan Barlow to NYJ for 2007 No. 4 (124) draft choice.

### 2007

2007 No. 4 (110) and 2008 No. 1 draft choices to NE in exchange for No. 1 (28) draft choice (Joe Staley).

2007 No. 4 (124) draft choice to Sea. in exchange for WR Darrell Jackson.

2007 No. 2 (42) and No. 4 (126) draft choices to Ind. in exchange for 2008 No. 1 draft choice.

### 2009

2009 No. 2 (43) and 2009 No. 4 (111) draft choices to Car. in exchange for 2010 No. 1 draft choice.

### 2010

QB Shaun Hill to Det. in exchange for 2011 No. 7 draft choice.

2010 No. 5 (145) draft choice to Mia. in exchange for WR Ted Ginn Jr.

2010 No. 1 (13) and 2010 No. 4 (113) draft choices to Den. in exchange for 2010 No. 1 (11) draft choice (Anthony Davis).

2010 No. 3 (79) draft choice to SD in exchange for 2010 No. 3 (91st) (Navorro Bowman), 2010 No. 6 (173) (Anthony Dixon) and 2011 No. 4 draft choice.

WR Isaac Bruce to StL.

DT Kentwan Balmer to Sea. in exchange for 2011 No. 6 draft choice.

### 2011

2011 No. 2 (45), No. 4 (108) and No. 5 (141) draft choices to Den. in exchange for 2011 No. 2 (36) draft choice (Colin Kaepernick).

2011 No. 3 (76) to Jax. in exchange for 2011 No. 3 (80) (Chris Culliver) and 2011 No. 6 (182) (Ronald Johnson).

2011 No. 6 (174) and 2011 No. 7 (231) to GB in exchange for 2011 No. 5 (163) draft choice (Daniel Kilgore).

S Taylor Mays to Cin. in exchange for an undisclosed draft choice.

### 2012

2012 No. 3 (92) to Ind. in exchange for 2012 No. 4 (97) draft choice and 2013 No. 5 draft choice.

2012 No. 4 (97) to Mia. in exchange for 2012 No. 4 (103) draft choice and 2012 No. 6 (196, from NO) draft choice and Dolphins 2013 No. 6 draft choice.

2012 No. 4 (103) to Car. in exchange for 2012 No. 6 (180) draft choice (Trenton Robinson) and Panther 2013 No. 3 draft choice.

2012 No. 4 (125) draft choice and 2012 No. 6 (196, from NO via Mia.) in exchange for 2012 No. 4 (117) draft choice (Joe Looney).

S Colin Jones to Car. in exchange for an undisclosed draft choice.

### 2013

QB Alex Smith to KC in exchange for 2013 No. 2 (34) draft choice and a conditional draft choice in 2014.

2013 No. 6 (199) draft choice to Bal. in exchange for WR Anquan Boldin.

2013 No. 5 (164) draft choice and 2013 No. 7 (227, from Cin.) to Cle. in exchange for QB Colt McCoy and 2013 No. 6 (173) draft choice.

2013 No. 1 (31) and No. 3 (74) draft choices to Dal. in exchange for 2013 No. 1 (18) (Eric Reid).

2013 No. 2 (34) draft choice to Ten. in exchange for 2013 No. 2 (40) (Cornellius "Tank" Carradine), 2013 No. 7 (216) draft choices and 2014 No. 3 (77) (Chris Borland) draft choice.

2013 No. 2 (61) and No. 6 (173) draft choices to GB in exchange for 2013 No. 2 (55) (Vance McDonald).

2013 No. 3 (93) and No. 6 (216) draft choices to GB in exchange for 2013 No. 3 (88) (Corey Lemonier).

WR A.J. Jenkins to KC in exchange for WR Jon Baldwin.

LB Parys Haralson to NO in exchange for an undisclosed draft choice.

LB Cam Johnson to Ind. in exchange for an undisclosed draft choice.

### 2014

An undisclosed draft pick to Jax in exchange for QB Blaine Gabbert.

An undisclosed draft pick to Mia. in exchange for T Jonathan Martin.

An undisclosed draft pick to Buf. in exchange for WR Stevie Johnson.

2014 No. 2 (56, from KC) draft choice and 2014 No. 7 (242, from NO) to Den. in exchange for 2014 No. 2 (63), No. 5 (171) and 2015 No. 4 (126) (Mike Davis) draft choice.

2014 No. 2 (63, from Den.) draft choice and 2014 No. 5 (171, from Den.) to Mia. in exchange for 2014 No. 2 (57) (Carlos Hyde) draft choice.

2014 No. 2 (61) draft choice to Jax in exchange for 2014 No. 3 (70) (Marcus Martin) and No. 5 (150) (Aaron Lynch) draft choice.

2014 No. 3 (94) draft choice to Cle. in exchange for 2014 No. 4 (106) (Bruce Ellington) and No. 6 (180) (Kenneth Acker) draft choices.

### 2015

2015 No. 1 (15) draft choice to SD in exchange for 2015 No. 1 (17) (Arik Armstead), No. 4 (117) (Blake Bell) and 2016 No. 5 draft choice.

2015 No. 5 (151) draft choice to Ind. in exchange for 2015 No. 5 (165) (Bradley Pinion) and No. 7 (244) draft choice.

2015 No. 7 (246, from Ind.) draft choice to Dal. in exchange for 2016 No. 6 draft choice.

P Andy Lee to Cle. in exchange for an undisclosed 2017 draft choice.

TE Asante Cleveland to NE in exchange for OL Jordan Devey.

TE Derek Carrier to Was. in exchange for an undisclosed 2017 draft choice.

An undisclosed 2017 draft choice to Bal. in exchange for C Nick Easton.

C Nick Easton and an undisclosed 2016 draft choice to Min. in exchange for LB Gerald Hodges.

TE Vernon Davis to Den. in exchange for undisclosed compensation.

# ALL-TIME ALPHABETICAL ROSTER

A					
Last	First	Position	College	Years	Jersey #
Abramowicz	Danny	WR	Xavier	1973–74	46
<b>Acker</b>	<b>Kenneth</b>	<b>CB</b>	<b>SMU</b>	<b>2014–*</b>	<b>20, 24</b>
Adams	Anthony	DT	Penn State	2003–06	91
Adams	Mike	S	Delaware	2004–06	20
Adams	Phillip	CB	South Carolina St.	2010	35
Ahanotu	Chidi	DE	California	2003	72
Akers	David	K	Louisville	2011–12	2
Albert	Frank	QB	Stanford	1946–52	13, 63
Aldridge	Ben	HB	Oklahoma State	1952	38
Aldridge	Jerry	RB	Angelo State	1980	47
Alexander	Kermit	HB/DB	UCLA	1963–69	39
Allen	Nate	CB	Texas Southern	1975	27
Allen	Larry	G	Sonoma State	2006–07	71
Amey	Otis	WR	Sacramento State	2005	18
<b>Anderson</b>	<b>Busta</b>	<b>TE</b>	<b>South Carolina</b>	<b>2015–*</b>	<b>48</b>
<b>Anderson</b>	<b>Dres</b>	<b>WR</b>	<b>Utah</b>	<b>2015–*</b>	<b>17</b>
Anderson	Gary	K	Syracuse	1997	1
Anderson	Marques	S	UCLA	2005	25
Anderson	Terry	WR	Bethune–Cookman	1980	20
Anderson	Tim	S	Ohio State	1975	26
Andrus	Shane	K	Murray State	2009, '10	9
Anelli	Mark	TE	Wisconsin	2002–03	85
Anthony	Cornelius	LB	Texas A&M	2002–03	57
Arenas	Joe	HB	Omaha	1951–57	22, 82
Armour	Justin	WR	Stanford	1997 (P)	82
<b>Armstead</b>	<b>Arik</b>	<b>DL</b>	<b>Oregon</b>	<b>2015–*</b>	<b>91</b>
<b>Armstrong</b>	<b>Ray–Ray</b>	<b>LB</b>	<b>Miami (Fla.)</b>	<b>2015–*</b>	<b>54</b>
Asmus	Jim	P	Hawaii	1987	9
Asomugha	Nnamdi	CB	California	2013	28
Atkins	Baraka	DT	Miami	2009	76
Atkins	Bill	HB	Auburn	1958–59	29
Atkins	Dave	RB	UTEP	1973	28
Atkins	James	DT	Virginia Union	2004	75
Audick	Dan	T/G	Hawaii	1981–82	61
Ayers	John	G	West Texas State	1976–86	68

B					
Baas	David	G	Michigan	2005–10	64
Babb	Gene	FB	Austin	1957–58	32
Babcock	Harry	E	Georgia	1953–55	88
Bahnsen	Ken	FB	North Texas State	1953	27
Bahr	Matt	K	Penn State	1981	10
Bajema	Billy	TE	Oklahoma State	2005–08	47
Baker	Dave	DB	Oklahoma	1959–61	25
Baker	Jason	P	Iowa	2001–02	7
Baker	Wayne	DT	BYU	1975	78
Bakhtiari	Eric	LB	San Diego	2012	96
Balatti	Ed	E	Oakland High (Calif.)	1946–48	57
Baldassin	Mike	LB	Washington	1977–78	41, 52
Baldwin	John	C	Centenary	1947	25
Baldwin	Jon	WR	Pittsburgh	2013	84
Baldwin	Randy	RB	Mississippi	1995	21
Balmer	Kentwan	DE	North Carolina	2008–09	96
Banaszek	Cas	T	Northwestern	1967–77	79
Banducci	Bruno	G	Stanford	1946–54	33, 63
Banta–Cain	Tully	LB	California	2007–08	95
Barber	Mike	WR	Marshall	1989	86
Barker	Roy	DE	North Carolina	1996–98	92
Barlow	Kevan	RB	Pittsburgh	2001–05	32
Barnes	Larry	FB	Colorado	1957	35
Barnes	Pat	QB	California	1999	10
Barnett	Oliver	DL	Kentucky	1995	72, 77
Barrett	Jean	T	Tulsa	1973–80	77
Bartolo	Steve	RB	Colorado State	1988	41
Barton	Harris	T	North Carolina	1987–98	79
Barton	Kirk	T	Ohio State	2008	77
Bassi	Dick	G	Santa Clara	1946–47	35, 36
Battle	Arnaz	WR	Notre Dame	2003–09	83

Last	First	Position	College	Years	Jersey #
Beach	Sanjay	WR	Colorado State	1991, 93	83, 86
Beals	Alyn	E	Santa Clara	1946–51	53
Beard	Ed	LB	Tennessee	1965–72	50
Beasley	Fred	FB	Auburn	1998–05	40
Beasley	Terry	WR	Auburn	1972, 74–75	83, 88
Beatty	Ed	C	Mississippi	1955–56	54
Beeson	Terry	LB	Kansas	1982	63
Beisler	Randy	G/T	Indiana	1969–74	65
Belk	Bill	DE	Maryland State	1968–74	72
<b>Bell</b>	<b>Blake</b>	<b>TE</b>	<b>Oklahoma</b>	<b>2015–*</b>	<b>84</b>
Bell	Shonn	TE	Clinch Valley	1999	82
<b>Bellore</b>	<b>Nick</b>	<b>LB</b>	<b>Central Michigan</b>	<b>2015–*</b>	<b>50</b>
Belser	Ceaser	LB	Arkansas AM&N	1974	50
Bender	Jacob	T	Nicholls State	2008	77
Benefield	Daved	LB	Cal State Northridge	1996	99
Benjamin	Guy	QB	Stanford	1981–83	7
Bentz	Roman	T	Tulane	1948	46
Berry	Rex	DB	BYU	1951–56	23, 83
<b>Bethea</b>	<b>Antoine</b>	<b>S</b>	<b>Howard</b>	<b>2014–*</b>	<b>41</b>
Bethel–Thompson	McLeod	QB	Sacramento State	2013	5
Bettiga	Mike	WR	Humboldt State	1973	80
Beverly	Ed	WR	Arizona State	1973	81
Bishop	Desmond	LB	California	2014	44
Black	Stan	DB	Mississippi State	1977	26
Blackmore	Richard	CB	Mississippi State	1983	44
Blades	Al	S	Miami (Fla.)	2001	45
Blevins	Tony	S	Kansas	1998	22
Blount	Ed	QB	Washington State	1987	10
Blue	Forrest	C	Auburn	1968–74	75
Bly	Dre'	CB	North Carolina	2009	31
Board	Dwaine	DE	North Carolina A&T	1979–88	76
Boatswain	Harry	T	New Haven	1991–94	65
Bogan	Dontavia	WR	South Florida	2011	9
<b>Boldin</b>	<b>Anquan</b>	<b>WR</b>	<b>Florida State</b>	<b>2013–*</b>	<b>81</b>
Bollinger	Brian	G	North Carolina	1992–94	71, 77
Bonham	Shane	DT	Tennessee	1998–99	78
Bono	Steve	QB	UCLA	1989–93	13
<b>Boone</b>	<b>Alex</b>	<b>G/T</b>	<b>Ohio State</b>	<b>2010–*</b>	<b>75</b>
Boone	J.R.	HB	Tulsa	1952	24
Borland	Chris	LB	Wisconsin	2014	50
Bosley	Bruce	C/G	West Virginia	1956–68	77
Bouza	Matt	WR	California	1981	81
Bowles	Todd	S	Temple	1991	22
<b>Bowman</b>	<b>NaVorro</b>	<b>LB</b>	<b>Penn State</b>	<b>2010–*</b>	<b>53</b>
Boyd	Elmo	WR	Eastern Kentucky	1978	84
Boyd	Greg	DE	San Diego State	1984	98
Boyett	Lon	TE	Cal State Northridge	1978	82
Boykin	Greg	FB	Northwestern	1978	33
Bradley	Ed	LB	Wake Forest	1977–78	54
Bragonier	Dennis	S	Stanford	1974	27
Brandes	John	TE	Cameron	1993	85
Brandon	Michael	DE	Florida	1995–96	78
Bregel	Jeff	G	USC	1987–89	65
Brien	Doug	K	California	1994–95	4
Briggs	Diyral	LB	Bowling Green	2009, '10	50
Bristor	John	S	Waynesburg	1979	29
Britt	Charlie	HB	Georgia	1964	16
Brock	Clyde	T	Utah State	1963	75
<b>Brock</b>	<b>Tramaine</b>	<b>CB</b>	<b>Belhaven</b>	<b>2010–*</b>	<b>26</b>
Brockhaus	Jeff	K	Missouri	1987	5
Brodie	John	QB	Stanford	1957–73	12
Brohm	Jeff	QB	Louisville	1996–97	11
Bronson	Zack	S	McNeese State	1997–03	31
<b>Brooks</b>	<b>Ahmad</b>	<b>LB</b>	<b>Virginia</b>	<b>2008–*</b>	<b>55</b>
Brooks	Chet	DB	Texas A&M	1988–90	31
Brown	Dennis	DE	Washington	1990–96	96
Brown	Gary	T	Georgia Tech	1998	61
Brown	Hardy	LB	Tulsa	1951–55	33, 73



# SAN FRANCISCO 49ERS

Last	First	Position	College	Years	Jersey #	Last	First	Position	College	Years	Jersey #
Brown	Jamie	T	Florida A&M	1998	72	Cherry	Tony	RB	Oregon	1986–87	23
Brown	Pete	C	Georgia Tech	1953–54	56	Childs	Jason	T	North Dakota	1993	76
Brown	Ray	RB	South Carolina	1987	22	Choma	John	G/C	Virginia	1981–83	60, 78
Brown	Ray	G	Arkansas State	1996–01	65	Churchman	Ricky	S	Texas	1980–81	33
Brown	Tarell	CB	Texas	2007–13	25	Clark	Bryan	QB	Michigan State	1982–83	15
Brown	Tony	DT	Memphis	2004–05	92	Clark	Don	G	USC	1948–49	31
<b>Brown</b>	<b>Trent</b>	<b>OL</b>	<b>Florida</b>	<b>2015–*</b>	<b>77</b>	Clark	Dwight	WR	Clemson	1979–87	87
Browner	Keith	LB	USC	1987	59	Clark	Greg	TE	Stanford	1997–01	85
Bruce	Arland	WR/KR	Minnesota	2003	19	Clark	Mario	CB	Oregon	1984	29
Bruce	Gail	E	Washington	1948–51	54, 88	Clark	Mike	DE	Florida	1982	90
Bruce	Isaac	WR	Memphis	2008–09	88	Clark	Monte	T	USC	1959–61	63
Bruer	Bob	TE	Mankato State	1979–80	82	Claybrooks	DeVone	DT	East Carolina	2003	93
Brumfield	Jackson	E	Southern Mississippi	1954	80, 86	Clayton	Thomas	RB	Kansas State	2008–*	33
Brune	Fred	HB	Ohio State	1953, 1956	45	Clement	Anthony	T	Louisiana–Lafayette	2005	67
Bryant	Antonio	WR	Pittsburgh	2006	81	Clements	Nate	CB	Ohio State	2007–10	22
Bryant	Bob	T	Texas Tech	1946–49	42	Cleveland	Asante	TE	Miami (Fla.)	2014	45
Bryant	Junior	DT	Notre Dame	1995–02	90	Cline	Tony	DE	Miami (Fla.)	1976–77	82
Buckey	Jeff	T	Stanford	1999	71	Cline	Tony	TE	Stanford	1999	84
Buckley	Curtis	S	East Texas State	1996–98	28	Cloherly	Colin	TE	Brown	20010	83
Buckner	Brentson	DT	Clemson	1998–00	99	Cochran	Mark	T	Baylor	1987	66, 76
Bull	Scott	QB	Arkansas	1976–78	19	Coffee	Glen	RB	Alabama	2009	29
Bungarda	Ken	T	Missouri	1980	64, 72	Cofer	Mike	K	North Carolina State	1988–93	6
Bunz	Dan	LB	Long Beach State	1978–84	57	Cohen	Joe	DT	Florida	2007	67
Burke	Don	LB	USC	1950–54	32, 38, 66, 68, 73	Colchico	Dan	E	San Jose State	1960–67	86
Burke	Vern	E	Oregon State	1965	84	Collett	Elmer	G	San Francisco State	1967–72	66
Burns	Mike	DB	USC	1977	28	Collie	Bruce	T/G	Texas–Arlington	1985–89, '92	69
Burt	Jim	NT	Miami (Fla.)	1989–91	64	Collier	Floyd	T	San Jose State	1948	48
<b>Bush</b>	<b>Reggie</b>	<b>RB</b>	<b>USC</b>	<b>2015–*</b>	<b>23</b>	Collier	Tim	CB	East Texas State	1982–84	47
Bush	Steve	TE	Arizona State	2004–05	44	Collins	Glen	DE	Mississippi State	1987	79
Butler	John	S	Principia	1987	26	Collins	Greg	LB	Notre Dame	1975	55
Byham	Nate	TE	Pittsburgh	2010–11	82	Collins	Ray	T	LSU	1950–52	43, 72
<b>C</b>						Comeaux	Darren	LB	Arizona State	1987	56, 59
Cadet	Travaris	RB	Appalachian State	2015	32	Conklin	Cary	QB	Washington	1995	6
Caldwell	Mike	WR	California	1995–96	13, 17, 81	Conlee	Gerry	C	St. Mary's	1946–47	22
Caldwell	Ravin	LB	Arkansas	1993 (P)	54	Connell	Mike	P	Cincinnati	1978	10
Calhoun	Mike	DT	Notre Dame	1980	60	Conner	Clyde	E	Pacific	1956–63	86, 88
Caliguire	Dean	C	Pittsburgh	1991	64	Connolly	Ted	G	Santa Clara–Tulsa	1954, 56–62	64, 65
Calvelli	Tony	C	Stanford	1949	31	Conway	Curtis	WR	USC	2004	89
Campbell	Carter	LB	Weber State	1970	51	Cook	Chris	CB	Virginia	2014	22
Campbell	Marion	T	Georgia	1954–55	76	Cook	Toi	DB	Stanford	1994	41
Campora	Don	T	Pacific	1950, 1952	41, 76	Cooke	Bill	DE	UMass (Amherst)	1976	76
Canley	Sheldon	RB	San Jose State	1991–92	20	Cooper	Adrian	TE	Oklahoma	1996	49
Carapella	Al	T	Miami (Fla.)	1951–55	45, 75	Cooper	Bill	FB	Muskingum	1961–64	34, 35
Carmazzi	Giovanni	QB	Hofstra	2000–01	19	Cooper	Chris	DT	Nebraska–Omaha	2004–05	93
Carolan	Brett	TE	Washington State	1994–95	86	Cooper	Deke	S	Notre Dame	2006	35
Carpenter	Dwaine	S	North Carolina A&T	2003–05	35	Cooper	Earl	FB/TE	Rice	1980–85	49, 89
Carpenter	John	T	Michigan	1949	40	Cooper	George	LB	Michigan State	1987	52
Carr	David	QB	Fresno State	2010	5	Cooper	Josh	DE	Mississippi	2004–05	76
Carr	Earl	RB	Florida	1978	31	Cordileone	Lou	G–LB	Clemson	1961	74
Carr	Eddie	HB	Olney High (Pa.)	1947–49	85	Cornelius	Charles	DB	Bethune–Cookman	1979–80	28
Carr	Paul	LB	Houston	1955–58	57	Cortez	Jose	K	Oregon State	2001–02, '05	1, 6
<b>Carradine</b>	<b>Tank</b>	<b>DT</b>	<b>Florida State</b>	<b>2013–*</b>	<b>95</b>	Costa	Dave	T/G	Wisconsin	2001	76
Carrier	Derek	TE	Beloit	2013–14	46	Costanzo	Blake	LB	Lafayette	2011	51
Carswell	Brandon	WR	USC	2013	84	Courtney	Matt	S	Idaho State	1987	45
Carter	Andre	DE	California	2001–05	96	Cousineau	Tom	LB	Ohio State	1986–87	57, 59
Carter	Dexter	RB	Florida State	1990–94, 95–96	35	Cowlings	Al	DE	USC	1979	79
Carter	Michael	NT	SMU	1984–92	95	Cox	Greg	S	San Jose State	1988, 90–91	38
Casanega	Ken	HB	Santa Clara	1946, 1948	83	Cox	James	G	Stanford	1948	32
Casey	Bernie	E	Bowling Green	1961–66	30	Cox	Perrish	CB	Oklahoma State	2012–14	20
Cason	Jim	DB	LSU	1948–52, '54	43, 93	Crabtree	Michael	WR	Texas Tech	2009–14	15
Cassara	Frank	FB	St. Mary's	1954	32	Craig	Roger	RB	Nebraska	1983–90	33
Cathcart	Sam	HB	Santa Barbara State	1949–50, '52	28, 83, 86	Crawford	Derrick	WR	Memphis State	1986	83
Cathcart	Royal	HB	Santa Barbara State	1950	94	Crecion	Gabe	TE	UCLA	2004	47
Cavanaugh	Matt	QB	Pittsburgh	1983–85	6	Cribbs	Joe	RB	Auburn	1986–87	28
<b>Celek</b>	<b>Garrett</b>	<b>TE</b>	<b>Michigan State</b>	<b>2012–*</b>	<b>81, 88</b>	Crist	Chuck	DB	Penn State	1978	24
Ceresino	Gordy	LB	Stanford	1979	58	<b>Cromartie</b>	<b>Marcus</b>	<b>CB</b>	<b>Wisconsin</b>	<b>2014–*</b>	<b>47</b>
Cerne	Joe	C	Northwestern	1965–67	56	Cross	Bob	T	Kilgore J.C.	1956–57	78
Chandler	Jeff	K	Florida	2002–03	3	Cross	Randy	G/C	UCLA	1976–88	51, 62
Chandler	Wes	WR	Florida	1988	81	Crow	John David	HB	Texas A&M	1965–68	44
Chapple	Jack	LB	Stanford	1965	58	Crowe	Paul	HB	St. Mary's	1948	92
						Crowell	Otis	T	Hardin–Simmons	1947	45
						Cullity	Dave	T	Utah	1989	68



# SAN FRANCISCO 49ERS

Last	First	Position	College	Years	Jersey #
Culliver	Chris	CB	South Carolina	2011–14	29
Cundiff	Billy	K	Drake	2012	6
Cunningham	Doug	RB	Mississippi	1967–73	42
Cunningham	Jermaine	LB	Florida	2013	50
Curtis	Kevin	S	Texas Tech	2002	30

## D

Daft	Kevin	QB	UC Davis	2001	17
Dahl	Craig	S	North Dakota State	2013–14	43
Dahl	Harvey	T	Nevada	2005–06	76
Dahms	Tom	T	San Diego State	1957	70
Dalman	Chris	C/G	Stanford	1993–00	50, 67
Daniels	B.J.	QB	South Florida	2013	5
Daniels	Clem	RB	Prairie View	1968	33, 34
Daugherty	Bob	HB	Tulsa	1966–67	29
Davis	Anthony	T	Rutgers	2010–14	76
<b>Davis</b>	<b>Chris</b>	<b>CB</b>	<b>Auburn</b>	<b>2015–*</b>	<b>43</b>
Davis	Eric	DB	Jacksonville State	1990–95	25
Davis	Jerome	T/DE	Minnesota	2002–04	75, 76, 92
Davis	Johnny	FB	Alabama	1981	38
Davis	Kyle	C	Oklahoma	1978	64
Davis	Leonard	G	Texas	2012	68
<b>Davis</b>	<b>Mike</b>	<b>RB</b>	<b>South Carolina</b>	<b>2015–*</b>	<b>22</b>
Davis	Nate	QB	Ball State	2009	7
Davis	Sammy	CB	Texas A&M	2006	31
Davis	Tommy	K	LSU	1959–69	36
Davis	Vernon	TE	Maryland	2006–15	85
<b>Dawson</b>	<b>Phil</b>	<b>K</b>	<b>Texas</b>	<b>2013–*</b>	<b>9</b>
Dean	Floyd	LB	Florida	1963–64	50, 57, 82
Dean	Fred	DE	Louisiana Tech	1981–85	74
Dean	Kevin	LB	Texas Christian	1987	57
DeBerg	Steve	QB	San Jose State	1977–80	17
Debniak	Alex	FB	Stanford	2013	44
Deese	Derrick	G/T	USC	1992–03	63
DeLong	Keith	LB	Tennessee	1989–93	59
Dent	Richard	DE	Tennessee State	1994	95
Dercher	Dan	T	Kansas	1999–00	79
DeSimone	Rick	TE	Cal State Northridge	1978	87
Detmer	Ty	QB	BYU	1998	11
<b>Devey</b>	<b>Jordan</b>	<b>OL</b>	<b>Memphis</b>	<b>2015–*</b>	<b>65</b>
<b>Dial</b>	<b>Quinton</b>	<b>DT</b>	<b>Alabama</b>	<b>2013–*</b>	<b>71</b>
Dilfer	Trent	QB	Fresno State	2006–07	12
Dixon	Al	TE	Iowa State	1984	84
Dixon	Anthony	RB	Mississippi State	2010–13	24
Dobbs	Demarcus	TE/DT	Georgia	2011–14	96, 83
Dodge	Dedrick	S	Florida State	1994–96	33
Doleman	Chris	DE	Pittsburgh	1996–98	56
Doman	Brandon	QB	BYU	2002, 04	11
Domres	Marty	QB	Columbia	1976	14, 16
Donahue	Mitch	LB	Wyoming	1991–92	54
Donnelly	George	DB	Illinois	1965–67	20
Donohue	Leon	T	San Jose State	1962–64	72
<b>Dorsey</b>	<b>Glenn</b>	<b>DL</b>	<b>LSU</b>	<b>2013–*</b>	<b>90</b>
Dorsey	Ken	QB	Miami (Fla.)	2003–05	7
Douglas	Marques	DE	Howard	2005–07	94
Dove	Eddie	DB	Colorado	1959–63	44
Dow	Harley	G	San Jose State	1950	40
Dowdle	Mike	LB	Texas	1963–66	53
Downing	Walt	C/G	Michigan	1978–83	62
Downs	Bob	G	USC	1951	32
Draft	Chris	LB	Stanford	1999	57
Drake	Joe	NT	Arizona	1987	61
Drakeford	Tyronne	DB	Virginia Tech	1994–97, 2001	22, 33
<b>Draughn</b>	<b>Shaun</b>	<b>RB</b>	<b>North Carolina</b>	<b>2015–*</b>	<b>24</b>
Dressel	Chris	TE	Stanford	1987, 92	47, 88
Druckenmiller	Jim	QB	Virginia Tech	1997–98	14
DuBose	Doug	RB	Nebraska	1987–88	25
Duckett	Damane	DT, T	East Carolina	2006–08	63, 95
Dugan	Fred	E	Dayton	1958–59	87
Duncan	Maury	QB	San Francisco State	1954–55	12
Dungy	Tony	DB	Minnesota	1979	27

Last	First	Position	College	Years	Jersey #
Dupree	Terrence	TE	Duke	2000	84
Durdan	Don	HB	Oregon State	1946–47	93
Durham	Darius	WR	San Diego State	1983	84
Durette	Michael	G	West Virginia	1986–87	64

## E

Easley	Walt	FB	West Virginia	1981–82	31
Easton	Nick	C	Harvard	2015	69
Edwards	Braylon	WR	Michigan	2011	17
Edwards	Earl	DT	Wichita State	1969–72	74
Edwards	Marc	RB	Notre Dame	1997–98	44
Elam	Cleveland	DE	Tennessee State	1975–78	72
Elam	Shane	LB	Mississippi	2001	59
Elia	Bruce	LB	Ohio State	1976–78	51, 55
<b>Ellington</b>	<b>Bruce</b>	<b>WR</b>	<b>South Carolina</b>	<b>2014–*</b>	<b>10</b>
Elliott	Charles	T	Oregon	1948	46
Elliott	Lenvil	RB	N.E. Missouri State	1979–81	35
Ellison	Atiyah	DE/DT	Missouri	2007	78
Ellison	Riki	LB	USC	1983–89	50, 69
Elston	Art	C	South Carolina	1946–48	21, 36
Emanuel	Ben	S	UCLA	2005	38
Enderle	Dick	G	Minnesota	1976	63
Endriss	Al	E	San Francisco State	1952	85
Engelberger	John	DE	Virginia Tech	2000–04	95
Ervin	Ricky	RB	USC	1995	32
Eshmont	Len	HB	Fordham	1946–49	81
Estes	Patrick	T	Virginia	2005–07	78, 88
Etcheverry	Sam	QB	Denver	1963	14
Etienne	LeRoy	LB	Nebraska	1990	50
Evans	Demetric	DT	Georgia	2009–10	93
Evans	Ray	G	Texas Western	1949–50	38, 46
Evansen	Paul	G	Oregon State	1948	36

## F

Fagan	Kevin	DE	Miami (Fla.)	1987–93	75
Fahnhorst	Jim	LB	Minnesota	1984–90	55
Fahnhorst	Keith	T	Minnesota	1974–87	71, 89
Fann	Chad	TE	Florida A&M	1997–99	86
Farrell	Dillon	G/C	New Mexico	2014	56
Faryniarz	Brett	LB	San Diego State	1993	57
Faylor	John	S	Santa Clara	1987	19, 47
Fehrer	Nick	G	Georgia	1951–54	37, 67
Ferrari	Ron	LB	Illinois	1982–86	54
Ferrell	Bob	RB	UCLA	1976–80	38
Fields	Ronald	DT	Mississippi State	2005–08	93, 95
Fiore	Dave	T	Hofstra	1996, 98–02	72, 74
Fisk	Bill	E	USC	1946–47	56
Flagler	Terrence	RB	Clemson	1987–89	32
Flanigan	Jim	DT	Notre Dame	2002	75
Fleck	P.J.	WR	Northern Illinois	2004–05	10
Fleming	Darius	LB	Notre Dame	2012–13	58
Flores	Mike	DE	Louisville	1995	92
Floyd	William	FB	Florida State	1994–97	40
Fonoti	Fouimalo	G	Michigan State	2014	62
Foreman	Jay	LB	Nebraska	2006	51
Forrest	Ed	C	Santa Clara	1946–47	24, 34
Foster	DeShaun	RB	UCLA	2008	29
Foster	Roy	G	USC	1991–93	67
Fountaine	Jamal	DE	Washington	1995	52, 56
Franceschi	Pete	HB	San Francisco	1946	82
Francis	Phil	RB	Stanford	1979–80	48
Francis	Russ	TE	Oregon	1982–87	81
Frank	John	TE	Ohio State	1984–88	86
Franklin	Aubrayo	DT	Tennessee	2007–10	92
Franz	Tracy	G	San Jose State	1987	63
Freitas	Jesse	QB	Santa Clara	1946	62
Fuller	Cameron	CB	New Mexico State	2014	40
Fuller	Jeff	S/LB	Texas A&M	1984–89	49
Fuller	John	DB	Lamar Tech	1968–72	23, 30

# SAN FRANCISCO 49ERS

Last	First	Position	College	Years	Jersey #
<b>G</b>					
<b>Gabbert</b>	<b>Blaine</b>	<b>QB</b>	<b>Missouri</b>	<b>2014-*</b>	<b>2</b>
Gagliano	Bob	QB	Utah State	1986-87	11
Gaiters	Bob	HB	New Mexico State	1962-63	35
Galiffa	Arnie	QB	Army	1954	16
Galigher	Ed	DT	UCLA	1977-79	75
Garcia	Jeff	QB	San Jose State	1999-03	5
Garlin	Don	HB	USC	1949-50	88
Garner	Charlie	RB	Tennessee	1999-00	25
Garnett	Scott	NT	Washington	1985	92
Garrett	Len	TE	New Mexico Highlands	1975	82
Gash	Thane	S	East Tennessee State	1992	31
<b>Gaskins</b>	<b>Kendall</b>	<b>RB</b>	<b>Richmond</b>	<b>2015-*</b>	<b>30</b>
Gavric	Momcilo	K	Belgrade	1969	17
Gehrke	Fred	HB	Utah	1950	81
Gervais	Rick	S	Stanford	1981-83	24
Gibson	Thaddeus	LB	Ohio State	2010	59
Gilbert	Lewis	TE	Florida	1980	82
Gillmore	Bryan	WR	Midwestern State	2006-07	81, 84
Ginn Jr.	Ted	WR	Ohio State	2010-12	19
Givens	Reggie	LB	Penn State	1998-99	59
Gladney	Tony	WR	UNLV	1987	17, 86
Glover	Clyde	DE	Fresno State	1987	93
Goad	Paul	FB	Abilene Christian	1956	36
Gogan	Kevin	G	Washington	1997-98	66
Goldson	Dashon	S	Washington	2007-12	38
Gonsoulin	Austin	DB	Baylor	1967	35
Gonzaga	John	T	Mt. Diablo High (Calif.)	1956-59	76
Gooden	Tavares	LB	Miami	2011-12	56
Goodspeed	Dan	T/G	Kent State	2001	72
Goodwin	Jonathan	C	Michigan	2011-13	59
Gordon	Steve	C	California	1998	59, 64
Gore	Frank	RB	Miami (Fla.)	2005-14	21
Goss	Antonio	LB	North Carolina	1989, 91-95	98
Gossett	Bruce	K	Richmond	1970-74	30
Gragg	Scott	T	Montana	2000-04	78
Grant	Alan	CB	Stanford	1992	24, 26
Grant	Larry	LB	Ohio State	2011-12	54
Gray	Tim	DB	Texas A&M	1979	30
Grbac	Elvis	QB	Michigan	1993-96	18
Green	Jacob	DE	Texas A&M	1992	76
Green	Roderick	DE/LB	Central Missouri St.	2006-08	54
Greene	Kevin	LB	Auburn	1997	91
Greenlee	Fritz	LB	Arizona	1969	59
Greer	Terry	WR	Alabama State	1987-89	29, 82, 83
Gregory	Garland	G	Louisiana Tech	1946-47	32
Grgich	Visco	G	Santa Clara	1946-52	34, 38, 47, 64
Griffin	Don	CB	Middle Tennessee St.	1986-93	29
Gutierrez	Brock	C	Central Michigan	2003-04	52

<b>H</b>					
Hadley	Ron	LB	Washington	1987-88	54
Haggans	Clark	LB	Colorado State	2012	51
Haley	Charles	LB	James Madison	1986-91, 98-99	94, 95
Hall	Chad	WR	Air Force	2012	14
Hall	Dana	S	Washington	1992-94	28
Hall	Darryl	S	Washington	1995	43
Hall	Forrest	HB	San Francisco	1948	88
Hall	Parker	HB	Mississippi	1946	64, 84
Hall	Rhett	DT	California	1994	91
Hall	Travis	DE	BYU	2005	92
Hall	Windlan	DB	S. Arizona State	1972-75	43
Hampton	Jewel	RB	Southern Illinois	2012	33
Hamilton	Derrick	WR	Clemson	2004-05	88
Handley	Dick	C	Fresno State	1947	26
Hanks	Merton	CB	Iowa	1991-98	36
Hannon	Chris	WR	Tennessee	2008	15
Hanshaw	Tim	G	BYU	1995-98	77
Hanson	Joselio	DB	Texas Tech	2004-05	27
Hantla	Bob	G	Kansas	1954-55	69
Haralson	Parys	LB	Tennessee	2006-12	98

Last	First	Position	College	Years	Jersey #
Hardman	Cedrick	DE	North Texas State	1970-79	86
Hardy	Adrian	CB	Northwestern State	1993-94	45
Hardy	Andre	FB	St. Mary's	1987	47
Hardy	Carroll	HB	Colorado	1955	27
Hardy	Edgar	G	Jackson State	1973	63
Hardy	Kevin	DT	Notre Dame	1968	68, 86
Harkey	Lem	HB	Emporia State	1955	32
Harmon	Derrick	RB/KR	Cornell	1984-86	24
<b>Harold</b>	<b>Eli</b>	<b>LB</b>	<b>Virginia</b>	<b>2015-*</b>	<b>58</b>
Harper	Chris	WR	Kansas State	2013	13
Harper	Willie	LB	Nebraska	1973-83	59
<b>Harris</b>	<b>DuJuan</b>	<b>RB</b>	<b>Troy</b>	<b>2015-*</b>	<b>32</b>
Harris	Joe	LB	Georgia Tech	1978	50
Harris	Kwame	T	Stanford	2003-07	77
Harris	Mark	WR	Stanford	1996-99	19, 88
Harris	Marques	LB	Southern Utah	2009	54
Harris	Tim	LB	Memphis State	1991-92, 94-95	92, 99
Harris	Tony	WR	Toledo	1971	20
Harris	Walt	CB	Mississippi State	2006-09	27
Harrison	Bob	LB	Oklahoma	1959-61, 65-67	54
Harrison	Dennis	DE	Vanderbilt	1986	96
Harrison	Kenny	WR	SMU	1976-78	83
Harrison	Martin	LB	Washington	1990-93	56, 57
Hart	Jeff	T	Oregon State	1975	68
Hart	Tommy	DE	Morris Brown	1968-77	53
Harty	John	DT	Iowa	1981-83, 85-86	75
Hastings	Joe	WR	Washburn	2011	13
Hauck	Tim	S	Montana	2002	45
Hawthorne	Duane	CB	Northern Illinois	2002	43
Hayes	Bob	WR	Florida A&M	1975	22
<b>Hayne</b>	<b>Jarryd</b>	<b>RB</b>	<b>No College</b>	<b>2015-*</b>	<b>38</b>
Hays	Harold	LB	Southern Mississippi	1968-69	54
Hazeltine	Matt	LB	California	1955-68	55
Heard	Ronnie	S	Mississippi	2000-04	38
Hearst	Garrison	RB	Georgia	1997-03	20
Heitmann	Eric	C/G	Stanford	2002-10	66
Heller	Ron	TE	Oregon State	1987-88	89
Helton	Barry	P	Colorado	1988-90	9
Henderson	Keith	FB	Georgia	1989-92	30
Henderson	Thomas	LB	Langston	1980	50
Hendrickson	Steve	LB	California	1989	56
Henke	Ed	E	USC	1951-52, 56-60	47, 75, 89
Henley	Thomas	WR	Stanford	1987	84
Herschman	Bill	T	Texas Tech	1956-59	72
Hetherington	Chris	FB	Yale	2005-06	41, 44
Hettema	Dave	T	New Mexico	1967	62, 65
Hicks	Dwight	S	Michigan	1979-85	22
Hicks	Maurice	RB	North Carolina A&T	2004-07	43
Hill	Jason	WR	Washington State	2007-10	89
Hill	John	C	Lehigh	1985	52
Hill	Shaun	QB	Maryland	2006-09	13
Hilton	Scott	LB	Salem College	1979-80	55
Hindman	Stan	DE	Mississippi	1966-71, 73-74	74, 80
Hoage	Terry	S	Georgia	1993	41
Hobbs	Dick	G	Georgia	1949-50	37
Hobgood-Chittick	Nate	DT	North Carolina	2000	76
<b>Hodges</b>	<b>Gerald</b>	<b>LB</b>	<b>Penn State</b>	<b>2015-*</b>	<b>51</b>
Hofer	Paul	RB	Mississippi	1976-81	36, 41
Hoffman	Gary	T	Santa Clara	1987	78
Hogan	Mike	FB	Tenn.-Chattanooga	1979	45
Hogland	Doug	G	Oregon State	1953-55	64
Holcomb	Curtis	CB	Florida A&M	2011	41
Holladay	Bob	HB	Tulsa	1956-57	27, 40
Hollas	Hugo	DB	Rice	1974	47
Holliday	Trindon	WR	LSU	2014	19
Holloway	Menson	DE	UTEP	2001	71, 99
Holman	Rashad	CB	Louisville	2001-03	26
Holmes	Mike	DB	Texas Southern	1974-75	20
Holmoe	Tom	S	Brigham Young	1983-89	28, 46
Holt	Pierce	DE	Angelo State	1988-92	78, 98
Holzer	Tom	DE	Louisville	1967	87

# SAN FRANCISCO 49ERS

Last	First	Position	College	Years	Jersey #
Hopson	Tyrone	G	Eastern Kentucky	1999–00	66
Horn	Bob	LB	Oregon State	1982–83	55
Horne	Dick	E	Oregon	1947	51
Hoskins	Bob	DT	Wichita State	1970–75	56
Howard	Eddie	P	Idaho	1998	2
Howell	Clarence	E	Texas A&M	1948	56
Hudson	Marcus	S	North Carolina St.	2006–09	23
Huff	Gary	QB	Florida State	1980	19
Huff	Marty	LB	Michigan	1972	54
Hughes	Ernie	G	Notre Dame	1978, '80	65, 66
Hull	Tom	LB	Penn State	1974	54
Hunt	Charlie	LB	Florida State	1973	61
Hunter	Kendall	RB	Oklahoma State	2011–15	32
<b>Hyde</b>	<b>Carlos</b>	<b>RB</b>	<b>Ohio State</b>	<b>2014–*</b>	<b>28</b>

## I

Ifeanyi	Israel	DE/LB	USC	1996	59, 95
Isenbarger	John	RB	Indiana	1970–73	17
Isom	Jasen	FB	Western Illinois	2003–04	41
Israel	Steve	CB	Pittsburgh	1995–96	31
Iupati	Mike	G	Idaho	2010–14	77

## J

Jackson	Darrell	WR	Florida	2007	82
Jackson	Jim	HB	Western Illinois	1966–67	38
Jackson	Johnnie	S	Houston	1989–92	40
Jackson	Randy	RB	Wichita State	1973	33
Jackson	Rickey	DE/LB	Pittsburgh	1994–95	57
Jackson	Terry	RB	Florida	1999–05	22
Jackson	Wilbur	RB	Alabama	1974–79	40
Jacobs	Brandon	RB	Southern Illinois	2012	45
Jacobs	Chuck	WR	Utah State	2014	17
Jacobs	Taylor	WR	Florida	2006–07	88
James	LaMichael	RB	Oregon	2012–14	23
James	William	CB	Western Illinois	2010	31
Jean Francois	Ricky	DT	LSU	2009–12	95
Jenkins	A.J.	WR	Illinois	2012	17
Jennings	Brian	TE/LS	Arizona State	2000–12	86
Jennings	Jonas	T	Georgia	2005–08	75
Jennings	Rick	WR	Maryland	1977	33
<b>Jerod–Eddie</b>	<b>Tony</b>	<b>DT</b>	<b>Texas A&amp;M</b>	<b>2012–*</b>	<b>63</b>
Jervy	Travis	RB	Citadel	1999–00	32
Jessup	Bill	E	USC	1951–52, 54–58	55, 85
Joelson	Greg	DE	Arizona State	1991	93
Johnson	Bill	C	Tyler J.C.	1948–56	23, 53
Johnson	Bryant	WR	Penn State	2008	82
Johnson	Cam	LB	Virginia	2012	50
Johnson	Charles	DB	Grambling	1979–80	44
Johnson	Charlie	DT	Louisville	1966–67	72
Johnson	Dennis	DE	Kentucky	2004	71
Johnson	Derrick	CB	Washington	2005	23
<b>Johnson</b>	<b>Dontae</b>	<b>CB</b>	<b>North Carolina State</b>	<b>2014–*</b>	<b>36</b>
Johnson	Eric	TE	Yale	2001–06	82
Johnson	Eric	S	Washington State	1979	24
Johnson	Garrett	DT	Illinois	2002	90
Johnson	Gary	DT	Grambling	1984–85	97
Johnson	James	LB	San Diego State	1987	56
Johnson	John	LB	Clemson	1991–93	55
Johnson	John Henry	HB	Arizona State	1954–56	35
Johnson	Jimmy	DB	UCLA	1961–76	37
Johnson	Josh	QB	San Diego	2014	1
Johnson	Kermit	RB	UCLA	1975–76	47
Johnson	Leo	WR	Tennessee State	1969–70	81
Johnson	Rudy	HB	Nebraska	1964–65	32
Johnson	Sammy	RB	North Carolina	1974–76	48
Johnson	Stevie	WR	Kentucky	2014	13
Johnson	Walter	DE	Tuskegee	1967	58
Jones	Arrington	FB	Winston–Salem	1981	40
Jones	Brandon	WR	Oklahoma	2009	81
Jones	Brent	TE	Santa Clara	1987–97	84, 88

Last	First	Position	College	Years	Jersey #
Jones	Colin	S	TCU	2011	43
Jones	Larry	WR	N.E. Missouri State	1978	21, 87
Jones	Terry	TE	Alabama	2005	49
Jordan	Darin	LB	Northeastern	1991–94	90
Jordan	James	WR	Louisiana Tech	2002–05	18, 46
Jorden	Tim	TE	Indiana	1995	48
Joseph	Alex	LB	Temple	2010	58
Judie	Ed	LB	Northern Arizona	1982–83	50
Jury	Bob	S	Pittsburgh	1978	26

## K

<b>Kaepernick</b>	<b>Colin</b>	<b>QB</b>	<b>Nevada</b>	<b>2011–*</b>	<b>7</b>
Kammerer	Carlton	LB	Pacific	1961–62	66
Katnik	Norm	C	USC	2005	63
Keasey	Zak	FB	Princeton	2007–08	45
Keeble	Jerry	LB	Minnesota	1987	98
Keever	Carl	LB	Boise State	1987	41
Keith	John	S	Furman	2000–03	28
Kelcher	Louie	NT	SMU	1984	94
Kelly	Gorden	LB	Georgia	1960–61	83
Kelly	Todd	DE	Tennessee	1993–94	58
Kelm	Larry	LB	Texas A&M	1993	52
Kemp	Jeff	QB	Dartmouth	1986	9
Keneley	Matt	DT	USC	1999	75
Kennedy	Allan	T	Washington State	1981–84	66
Kennedy	Sam	LB	San Jose State	1988	57
Kenney	Charles	G	San Francisco	1947	38
<b>Kilgore</b>	<b>Daniel</b>	<b>G</b>	<b>Appalachian State</b>	<b>2011–*</b>	<b>67</b>
Kilgore	Jon	P	Auburn	1969	15
Killens	Terry	LB	Penn State	2001, 2002	52, 56
Killings	Cedric	DT	Carson Newman	2000	71
Kilmer	Billy	QB	UCLA	1961–62, 64–66	17
Kimbrough	Elbert	HB	Northwestern	1962–66	45
Kirby	Terry	RB	Virginia	1996–98	41
Kirk	Randy	LB	San Diego State	1996–99	57, 58
Kirschke	Travis	DT	UCLA	2003	90
Kirtman	David	FB	USC	2008	35
Knafelc	Gary	E	Colorado	1963	84
Knutson	Steve	G/T	USC	1978	60
Kolodziej	Ross	DT	Wisconsin	2002–03	92
Kopay	Dave	HB	Washington	1964–67	43
Korff	Mark	LB	Florida	1987	90
Kosier	Kyle	T	Arizona State	2002–04	69, 72
Kovach	Jim	LB	Kentucky	1985	57
Kraemer	Eldred	G	Pittsburgh	1955	65
Krahl	Jim	DT	Texas Tech	1980	90
Kramer	Kent	TE	Minnesota	1966	89
Kristick	Keaton	LB	Oregon State	2010	57
Krueger	Charles	DT	Texas A&M	1959–73	70
Krueger	Rolf	DE	Texas A&M	1972–74	78
Kugler	Pete	DT	Penn State	1981–83, 86–90	67, 77
Kuykendall	Fulton	LB	UCLA	1985	59
Kuzman	John	T	Fordham	1946	46
Kwalick	Ted	TE	Penn State	1969–74	82
Kyle	Jason	LB	Arizona State	2000	57
Kyles	Troy	WR	Howard	1992	85

## L

LaBounty	Matt	DE	Oregon	1992–93	93
LaBoy	Travis	LB	Hawaii	2010	54
LaFleur	Bill	P	Nebraska	2002–03	4
Lakes	Roland	DT	Wichita State	1961–70	60
Land	Fred	T	LSU	1948	45
Land	Mel	DE	Michigan State	1980	60
Landry	Michael	DE	Southern	2003	93
Langham	Antonio	CB	Alabama	1998	43
LaRose	Dan	DE	Missouri	1965	87
Larson	Bill	TE	Colorado State	1975	85
Lash	Jim	WR	Northwestern	1976–77	87
Latimer	Al	CB	Clemson	1980	29

# SAN FRANCISCO 49ERS

Last	First	Position	College	Years	Jersey #	Last	First	Position	College	Years	Jersey #
Lattimore	Marcus	RB	South Carolina	2013–14	38	Marshall	Rasheed	WR	Pittsburgh	2005	89
Laughlin	Bud	FB	Kansas	1955	36	Martin	Bob	LB	Nebraska	1979	54
Lawrence	Amos	RB	North Carolina	1981–82	20	Martin	Derrick	LB	San Jose State	1987	31
Lawson	Manny	LB	North Carolina St.	2006–10	99	Martin	Jamie	QB	Weber State	2008	10
Lawson	Steve	G	Kansas	1976	61, 65	Martin	Saladin	DB	San Diego State	1981	29
LeCount	Terry	WR	Florida	1978	80	Masini	Leonard	FB	Fresno State	1947–48	74
Ledford	Dwayne	T	East Carolina	1999, 2003–04	67, 76	Mason	Lindsey	T	Kansas	1982	78
Ledyard	Hal	QB	Tenn.–Chattanooga	1953	12	Matheson	Riley	G–LB	Texas Western	1948	37
Lee	Amp	RB	Florida State	1992–93	22	Mathews	Ned	HB	UCLA	1946–47	73, 83
Lee	Andy	P	Pittsburgh	2004–14	4	Matthews	Al	S/CB	Texas A&I	1977	47
Lee	Dwight	RB	Michigan State	1968	49	Matthews	Clay	E	Georgia Tech	1950, 53–55	46, 83
Lee	Kevin	WR	Alabama	1996	17	Matuszak	Marv	LB	Tulsa	1957–58	54
Lee	Mark	CB	Washington	1991	27	Maurer	Andy	G	Oregon	1976	61
Legette	Tyrone	CB	Nebraska	1998	45	Maxie	Brett	S	Texas Southern	1997	25
Legree	Lance	DT	Notre Dame	2006	92	Maxwell	Jim	LB	Gardner–Webb	2005	57
Lelie	Ashley	WR	Hawaii	2007	18	Maxwell	Marcus	WR	Oregon	2005	19
<b>Lemonier</b>	<b>Corey</b>	<b>LB</b>	<b>Auburn</b>	<b>2013–*</b>	<b>96</b>	Mays	Taylor	S	USC	2010	23
Leonard	Anthony	DB	Virginia Union	1976–78	42	McAddley	Jason	WR	Alabama	2005	15
Leonard	Jim	C	Santa Clara	1985	63	McAlister	Ken	LB/S	San Francisco	1983	48
<b>Leonhardt</b>	<b>Brian</b>	<b>TE</b>	<b>Bemidji State</b>	<b>2015–*</b>	<b>46</b>	McBath	Darcel	S	Texas Tech	2012	28
Leopold	Bobby	LB	Notre Dame	1980–83	45, 52	McCaffrey	Ed	WR	Stanford	1994	81
Leverette	Otis	DE	Ala.–Birmingham	2004	93	McCann	Jim	P	Arizona State	1971–72	15
Levy	Chuck	RB	Arizona	1997–98	32	McColl	Milt	LB	Stanford	1981–87	53
Lewis	Eddie	DB	Kansas	1976–79	22	McCormick	Dave	T	LSU	1966	73
Lewis	Gary	FB	Arizona State	1964–69	22	McCormick	Tom	HB	Pacific	1956	43
Lewis	Jonas	RB	San Diego State	2000–01	43	McCormick	Walt	C	USC	1948	38
Lewis	Keith	S	Oregon	2004–08	28	McCoy	Colt	QB	Texas	2013	2
Lewis	Kevin	DB	Northwestern Louisiana	1990–92	45	McCoy	LeRon	WR	Indiana (Pa.)	2007	19
Lewis	Michael	SS	Colorado	2007–10	32	McCoy	Mike	QB	Utah	1997	10
Lewis	Michael	WR	Grace King (La.) High	2007	84	<b>McCray</b>	<b>L.J.</b>	<b>S</b>	<b>Catawba</b>	<b>2014–*</b>	<b>31</b>
Lewis	Ron	WR	Florida State	1990–92	83	McCray	Willie	DE	Troy State	1978	76
Lilly	Kevin	NT	Tulsa	1988–89	92	McCullough	George	CB	Baylor	2001	24
Lillywhite	Verl	HB	USC	1948–51	71, 81	McDermott	Kevin	LS	UCLA	2013	47
Lincoln	Alex	LB	Auburn	2001–02	57	McDonald	Ramos	CB	New Mexico	1999	35
Lind	Mike	FB	Notre Dame	1963–64	38	McDonald	Ray	DT	Florida	2007–14	91
Lindstrom	Chris	DT	Boston College	1983	78	McDonald	Tim	S	USC	1993–99	46
Lisbon	Don	HB	Bowling Green	1963–64	42	<b>McDonald</b>	<b>Vance</b>	<b>TE</b>	<b>Rice</b>	<b>2013–*</b>	<b>89</b>
Liter	Greg	DE	Iowa State	1987	77	McElhenny	Hugh	HB	Washington	1952–60	39
Livingston	Howie	HB	Fullerton J.C.	1950	24, 94	McFadden	Leon	CB	San Diego State	2014	30
Lloyd	Brandon	WR	Illinois	2003–05, 14	84, 85	McFarland	Kay	HB	Colorado State	1962–66, '68	26
Lockett	J.W.	RB	Central (Okla.) State	1961	35	McGee	Willie	WR	Alcorn A&M	1976–77	81
Logan	Marc	RB	Kentucky	1992–94	43	McGill	Ralph	CB	Tulsa	1972–77	49
Long	Tim	C	Memphis State	1987	68	McGrew	Reggie	DT	Florida	1999–01	92
Looney	Jim	LB	Purdue	1981	50	McGruder	Michael	CB	Kent	1992–93	26
Looney	Joe	G	Wake Forest	2012–14	66, 78	McHan	Lamar	QB	Arkansas	1963	15, 17
Lopasky	Bill	G	West Virginia	1961	57	McIlhenny	Don	HB	SMU	1961	35
Lott	Ronnie	CB	USC	1981–90	42	McIntyre	Guy	G	Georgia	1984–93	62
Loville	Derek	RB	Oregon	1994–96	20	McIntyre	Jeff	LB	Arizona State	1979	52
Loyd	Alex	E	Oklahoma State	1950	59	McKenzie	Reggie	LB	Tennessee	1992	50
Luna	Bob	HB	Alabama	1955	49	McKillop	Scott	LB	Pittsburgh	2009–10	56
Lyles	Lenny	HB	Louisville	1959–60	26	McKoy	Billy	LB	Purdue	1974	58
<b>Lynch</b>	<b>Aaron</b>	<b>LB</b>	<b>South Florida</b>	<b>2014–*</b>	<b>59</b>	McKyer	Tim	CB	Texas–Arlington	1986–89	22
Lynch	Ben	C	California	1999–02	60	McLemore	Dana	KR/CB	Hawaii	1982–87	43
Lynn	Anthony	RB	Texas Tech	1995–96	29	McMillian	Mark	CB	Alabama	1999	29
<b>M</b>						McNeil	Clifton	E	Grambling	1968–69	85
MacAfee	Ken	TE	Notre Dame	1978–79	81	McNown	Cade	QB	UCLA	2002	9
Maccauley	John	OL	Stanford	1984	67	McQuarters	R.W.	CB	Oklahoma State	1998–99	21
Mackey	Dee	TE	East Texas State	1960	87	Mellekas	John	C	Arizona	1962	75
Maderos	George	HB	Chico State	1955–56	40	Mellus	John	T	Villanova	1946	45
Magac	Mike	G	Missouri	1960–64	62	Melville	Dan	P	California	1979	11
Maloney	Norm	E	Purdue	1948–49	59	Mertens	Jerry	HB	Drake	1958–65	80
Manley	Joe	LB	Mississippi State	1953	54	Messer	Dale	HB	Fresno State	1961–65	29
Mann	Charles	DE	Nevada	1994	71	Meyers	Bob	HB	Stanford	1952	27
Manningham	Mario	WR	Michigan	2012–13	82	Michalik	Art	G	St. Ambrose	1953–54	62
Manuel	Sean	TE	New Mexico State	1996	86	Middlebrooks	Willie	CB	Minnesota	2005	25, 35
Maragos	Chris	S	Wisconsin	2010	40	Mike	Bob	T	UCLA	1948–49	47
Marecic	Owen	FB	Stanford	2013	48	Mike–Mayer	Steve	K	Maryland	1975–76	10
Margerum	Ken	WR	Stanford	1986–87	84	Mikolas	Doug	NT	Portland State	1987–88	97
Martin	Jonathan	T	Stanford	2014	71	Milem	John	DE	Lenoir–Rhyne	2000–01	93, 99
<b>Martin</b>	<b>Marcus</b>	<b>C</b>	<b>USC</b>	<b>2014–*</b>	<b>66</b>	Miles	Searcy	DB	San Jose State	1954–56	42
Marquardt	Luke	T	Azusa Pacific	2013	61	Millen	Alec	T	Georgia	1993 (P)	76
<b>2015 SEASON</b>						Millen	Matt	LB	Penn State	1989–90	54



# SAN FRANCISCO 49ERS

Last	First	Position	College	Years	Jersey #
Miller	Brit	FB	Illinois	2009	47
<b>Miller</b>	<b>Bruce</b>	<b>FB</b>	<b>Central Florida</b>	<b>2011-*</b>	<b>49</b>
Miller	Clark	DE	Utah State	1962-68	74
Miller	Hal	T	Georgia Tech	1953	77
Miller	Jim	P	Mississippi	1980-82	3
Miller	Johnny	G	Livingston	1977-78	66
Milstead	Rod	G	Delaware State	1994-97	69
Mira	George	QB	Miami (Fla.)	1964-68	10
Mirer	Rick	QB	Notre Dame	2000-01	3
Mitcham	Gene	HB	Arizona State	1958	26
Mitchell	Kevin	LB	Syracuse	1994-97	55
Mitchell	Dale	LB	USC	1976	64
Mitchell	Tom	TE	Bucknell	1974-77	84
Mixon	Bill	HB	Georgia	1953-54	48
Moegle	Dick	HB	Rice	1955-59	47
Mojsiejenko	Ralf	P	Michigan State	1991	2
Momsen	Bob	G	Ohio State	1952	68
Monachino	Jim	HB	California	1951	49, 99
Monds	Wonder	DB	Nebraska	1978	25
Monroe	Carl	RB/KR	Utah	1983-87	32
Montana	Joe	QB	Notre Dame	1979-92	16
Montgomery	Blanchard	LB	UCLA	1983-84	38, 52, 60
Montgomery	Monty	CB	Houston	1999-00	24
Moody	Nick	LB	Florida State	2013-14	54
Moore	Brandon	LB	Oklahoma	2002-07	56
Moore	Dean	LB	Iowa	1978	53
Moore	Gene	RB	Occidental	1969	43
Moore	Jason	S	San Diego State	2000, '02	33, 35
Moore	Jay	LB	Nebraska	2007-08	58
Moore	Jeff	RB	Jackson State	1982-83	25
Moore	Manfred	RB	USC	1974-75	45
Moore	Marlon	WR	Fresno State	2013	19
Moran	Sean	DE	Colorado	2002-03	99
Morgan	Joe	T	Southern Mississippi	1949	48
Morgan	Joshua	WR	Virginia Tech	2008-11	84
Morgan	Melvin	DB	Mississippi Valley St.	1979-80	46
Moroski	Mike	QB	UC Davis	1986	15
Morrall	Earl	QB	Michigan State	1956	11
Morris	Darryl	CB	Texas State	2013	40
Morris	Dennit	LB	Oklahoma	1958	57
Morris	George	C	Georgia Tech	1956	52
Morrison	Dennis	QB	Kansas State	1974	10
Morton	Dave	LB	UCLA	1979	50
Morton	John	LB	TCU	1953	36
Morton	Johnnie	WR	USC	2005	84
Morze	Frank	C	Boston College	1957-61	53, 63
Moss	Randy	WR	Marshall	2012	84
Moten	Gary	LB	SMU	1983	59, 63
Mudd	Howard	G	Hillsdale	1964-69	68
Murphy	Rob	C/G	Ohio State	2003-05	68
Musgrave	Bill	QB	Oregon	1991-94	14
Myers	Chip	E	N.W. Oklahoma	1967	46

## N

Navies	Hannibal	LB	Colorado	2006-07	55
Neal	Randy	LB	Virginia	1998	52
Nedney	Joe	K	San Jose State	2005-10	6
Nehemiah	Renaldo	WR	Maryland	1982-84	83
Nelson	Bob	LB	Nebraska	1979	66
<b>Nelson</b>	<b>Kyle</b>	<b>TE/LS</b>	<b>New Mexico State</b>	<b>2014-*</b>	<b>86</b>
Neville	Tom	G	Fresno State	1991	69
Newberry	Jeremy	C	California	1998-06	62
Newsome	Craig	CB	Arizona State	1999	27
Nicholas	Calvin	WR	Grambling	1988	88
Nichols	Mark	LB	Colorado State	1978	58
Nicholson	Jim	T	Michigan State	1981	67
Nix	Jack	E	USC	1950	58
Nixon	Tory	CB	San Diego State	1985-88	20, 31
Nomellini	Leo	T	Minnesota	1950-63	42, 73
Norberg	Hank	E	Stanford	1946-47	55
Nordquist	Mark	G	Pacific	1976	68

Last	First	Position	College	Years	Jersey #
Norris	Moran	FB	Kansas	2006-07, 09-11	40, 44
Norton	Jim	T	Washington	1965-66	75
Norton Jr.	Ken	LB	UCLA	1994-00	51
Norton	Ray	HB	San Jose State	1960-61	23
Nunley	Frank	LB	Michigan	1967-76	57

## O

O'Donahue	Pat	E	Wisconsin	1952	83
O'Neal	Brian	RB	Penn State	1995	26
O'Sullivan	J.T.	QB	UC Davis	2008	14
Oates	Bart	C	BYU	1994-95	66
Obradovich	Jim	TE	USC	1976-77	89
Odom	Ricky	DB	USC	1978	42
Okeator	Chike	DE	Purdue	1999-02	91
Okoye	Lawrence	DL	No College	2013	98
Olerich	Dave	E	San Francisco	1967-68, 72-73	84
Oliver	Melvin	DE	LSU	2006-07	96
Olson	Drew	QB	UCLA	2007	7
Olssen	Lance	T	Purdue	1968-69	73
Orosz	Tom	P	Ohio State	1983	3, 19
Osborne	Clancy	LB	Arizona State	1959-60	33
Osgood	Kassim	WR	San Diego State	2013-14	14
Osika	Craig	G/C	Indiana	2002	71
Ostrowski	Phil	G	Penn State	1998-00	69
Owen	Tom	QB	Wichita State	1974-75	14
Owens	James	WR	UCLA	1979-80	20, 89
Owens	R.C.	HB	College of Idaho	1957-61	27
Owens	Terrell	WR	Tenn.-Chattanooga	1996-03	81

## P

Pace	Jim	HB	Michigan	1958	43
Palatella	Lou	G	Pittsburgh	1955-58	68
Palmer	Jesse	QB	Florida	2005	2
Paris	Bubba	T	Michigan	1982-90	77
Parker	Anthony	CB	Weber State	1999-02	21, 86
Parker	Don	G	Virginia	1967	63
Parks	Dave	E	Texas Tech	1964-67	81
Parks	Limbo	G	Arkansas	1987	66, 72
Parrish	James	T	Temple	1993	77
Parrish	Tony	S	Washington	2002-06	33
Parsons	Earle	HB	USC	1946-47	84, 94
Pashos	Tony	T	Illinois	2009-*	77
Patera	Dennis	K	BYU	1968	14
Patrick	Chris	T	Nebraska	2009-10	61
Patterson	Reno	DE	Bethune-Cookman	1987	92
<b>Patton</b>	<b>Quinton</b>	<b>WR</b>	<b>Louisiana Tech</b>	<b>2013-*</b>	<b>11</b>
Patton	Ricky	RB	Jackson State	1980-82	32, 42
Pavlich	Chuck	G	Muskegon High (MI)	1946	37
Paye	John	QB	Stanford	1988	15
<b>Pears</b>	<b>Erik</b>	<b>G/T</b>	<b>Colorado State</b>	<b>2015-*</b>	<b>71</b>
Peelle	Justin	TE	Oregon	2011	81
Peets	Brian	TE	Pacific	1981	82
Penchion	Bob	T	Alcorn A&M	1974-75	66
Peoples	Woody	G	Grambling	1968-77	69
Perry	Joe	FB	Compton J.C.	1948-60, '63	34, 74
Perry	Scott	S	Williams	1980	32
Person	Mike	G	Montana State	2011	78
Peters	Scott	C/G	Arizona State	2004	67
Peterson	Anthony	LB	Notre Dame	1994-95, 98-99	50, 53
Peterson	Julian	LB	Michigan State	2000-05	98
Peterson	Todd	K	Georgia	2003-04	2
Phillips	Lawrence	RB	Nebraska	1999	33
Phillips	Mel	DB	North Carolina A&T	1966-77	32
Pickett	Cody	QB	Washington	2004-05	3
Pillers	Lawrence	DE	Alcorn A&M	1980-84	65
Pine	Ed	LB	Utah	1962-64	54
<b>Pinion</b>	<b>Bradley</b>	<b>P</b>	<b>Clemson</b>	<b>2015-*</b>	<b>5</b>
Pleasant	Anthony	DE	Tennessee State	2000	94
Plummer	Ahmed	CB	Ohio State	2000-05	29
Plummer	Bruce	CB	Mississippi State	1990	28
Plummer	Gary	LB	California	1994-97	50



# SAN FRANCISCO 49ERS

Last	First	Position	College	Years	Jersey #
Plunkett	Jim	QB	Stanford	1976–77	14, 16
Pochman	Owen	K	BYU	2003	11
Pollack	Frank	T/G	Northern Arizona	1990–91, 94–97	72, 75
Pollard	Darryl	CB	Weber State	1987–91	26, 36
Poole	Bob	E	Clemson	1964–65	82
Pope	Marquez	CB	Fresno State	1995–98	23
Popson	Ted	TE	Portland State	1994–96	85
Posey	Jeff	DE	Southern Mississippi	1998–00	96
Powell	Charley	E	San Diego High (Calif.)	1952–53, 55–57	87
Powers	Jim	HB	USC	1950–53	15, 62
Preston	Roell	KR	Mississippi	1999	15
Price	Daryl	DE	Colorado	1996–97	71, 91, 96
Prioleau	Pierson	DB	Virginia Tech	1999–00	23
Prokop	Joe	P	Cal Poly–Pomona	1991	4
Puddy	Harold	T	Oregon	1948	46
Puki	Craig	LB	Tennessee	1980–81	54
<b>Purcell</b>	<b>Mike</b>	<b>NT</b>	<b>Wyoming</b>	<b>2014–*</b>	<b>64</b>
Putzier	Rollin	NT	Oregon	1989	64, 76

## Q

Quillan	Fred	C	Oregon	1978–87	56
Quilter	Chuck	T	Tyler J.C.	1949	45

## R

Rachal	Chilo	G	USC	2008–11	62
Raines	Mike	DT	Alabama	1974	63
Ramson	Eason	TE	Washington State	1979–83	80
Randle	Sonny	E	Virginia	1967	83
Randolph	Alvin	DB	Iowa	1966–70, '74	27
Rasheed	Saleem	LB	Alabama	2002–05	51
Rasley	Rocky	G	Oregon State	1976	63
Rathman	Tom	FB	Nebraska	1986–93	44
Rattay	Tim	QB	Louisiana Tech	2000–05	13
Ray	Ricky	QB	Sacramento State	2001	18
Reach	Kevin	G	Utah	1987	65
<b>Reaser</b>	<b>Keith</b>	<b>CB</b>	<b>Florida Atlantic</b>	<b>2015–*</b>	<b>27</b>
Reed	Jeff	K	North Carolina	2010	3
Reed	Joe	QB	Mississippi State	1972–74	13, 19
Reed	Rayshun	CB	Troy State	2004–05	31
Reese	Albert	DT	Grambling	1997–98	71
Reese	Archie	DE	Clemson	1978–81	78
Reid	Bill	C	Stanford	1975	54
<b>Reid</b>	<b>Eric</b>	<b>S</b>	<b>LSU</b>	<b>2013–*</b>	<b>35</b>
Remington	Bill	C	Washington State	1946	23
Renfro	Dick	FB	Washington State	1946	73
Reynolds	Jack	LB	Tennessee	1981–84	64
Rhodes	Bruce	DB	San Francisco State	1976	23
Rhodes	Ray	CB	Tulsa	1980	26
Rice	Jerry	WR	Mississippi Valley St.	1985–00	80
Richard	Kris	S	USC	2005	35
Richardson	Mike	CB	Arizona State	1989	27
Richey	Wade	K	LSU	1998–00	7
Richie	David	DT	Washington	1998–99	93, 94
Ridgle	Elston	DE	Nevada	1987	96
Ridlon	Jim	HB	Syracuse	1957–62	42
Riley	Preston	WR	Memphis State	1970–72	85
Ring	Bill	RB	BYU	1981–86	30
Rivera	Steve	WR	California	1976–77	80
Roberson	Vern	DB	Grambling	1978	49
Roberts	C.R.	FB	USC	1959–62	28, 32
Roberts	Larry	DE	Alabama	1986–93	91
Robertson	Jamal	RB	Ohio Northern	2002–04	25
Robinson	Jimmy	WR	Georgia Tech	1980	85
Robinson	Michael	RB	Penn State	2006–09	24
Robinson	Trenton	S	Michigan State	2012	30
Robnett	Ed	HB	Texas Tech	1947	71
Roby	Reggie	P	Iowa	1998	4
Rock	Walter	T	Maryland	1963–67	67
Rodgers	Del	RB	Utah	1987–88	25, 35, 46
Rogers	Carlos	CB	Auburn	2011–13	22
Rogers	Doug	DE	Stanford	1986	65

2015 SEASON

Last	First	Position	College	Years	Jersey #
Rohde	Len	T	Utah State	1960–74	76
Roman	Mark	S	LSU	2006–*	26
Romanowski	Bill	LB	Boston College	1988–93	53
Roskie	Ken	FB	South Carolina	1946	74
Rossum	Allen	KR/PR	Notre Dame	2008–09	20
Rubke	Karl	C	USC	1957–60, 62–63, '65	52
Rubio	Angel	DT	Southeast Missouri St.	1998	91
Rucka	Leo	C	Rice	1956	50
Rudolph	Joe	G	Wisconsin	1997	60
Ruhman	Chris	T	Texas A&M	1998	71
Rumph	Mike	CB	Miami (Fla.)	2002–05	24
Runager	Max	P	South Carolina	1984–88	4
Ruskusky	Roy	E	St. Mary's	1946	52
Russell	Damien	S	Virginia Tech	1993	38
Ryan	Sean	TE	Boston College	2008	81

## S

Sabuco	Tino	C	San Francisco	1949	24
Sagely	Floyd	E	Arkansas	1954–56	89
Salata	Paul	E	USC	1949–50	55
Salmon	Mike	DB	USC	1996	30
Sanders	Deion	DB	Florida State	1994	21
Sandifer	Bill	DT	UCLA	1974–76	60
Sandifer	Dan	HB	LSU	1950	81
Santos	Todd	QB	San Diego State	1988	7
Sapolu	Jesse	C/G	Hawaii	1983–97	61
Sardisco	Tony	G	Tulane	1956	65
Satterfield	Alf	T	Vanderbilt	1947	48
Saunders	John	DB	Toledo	1974–75	33
Saylor	Jace	DE	Michigan State	2003	77
Schabarum	Pete	HB	California	1951, 53–54	44, 88
Schiechl	John	C	Santa Clara	1947	24
Schlecht	John	DT	Minnesota	2001–02	93
Schmidt	Henry	T	USC–Trinity (Tex.)	1959–60	74
Schmitt	Ricky	K	Shepherd	2009	2
Schreiber	Larry	RB	Tennessee Tech	1971–75	35
Schulters	Lance	S	Hofstra	1998–01	30
Schwantz	Jim	LB	Purdue	1997	52
Scoggins	Eric	LB	USC	1982	63
Scotti	Ben	HB	Maryland	1964	28, 48
Scrafford	Kirk	OL	Montana	1995–98	76
Seabron	Thomas	LB	Michigan	1979–80	53
Seal	Paul	TE	Michigan	1977–79	85
Seigler	Richard	LB	Oregon State	2004–05	54
Serwanga	Wasswa	CB	UCLA	1999	43
Setzer	Bobby	DE	Boise State	2001–02	90
Seymour	Ryan	G	Vanderbilt	2013	62
Sharkey	Ed	G	Duke/Nevada	1955–56	63
Shaw	Charles	G	Oklahoma State	1950	31
Shaw	Josh	DT	Michigan State	2002	93
Shell	Todd	LB	BYU	1984–87	90
Shelley	Jo Nathan	CB	Mississippi	1987	30
Sheriff	Stan	LB	Cal Poly–SLO	1956–57	50
Sherrard	Mike	WR	UCLA	1989–92	88
Shields	Billy	T	Georgia Tech	1984	67
Shoener	Hal	E	Iowa	1948–50	52
Shumann	Mike	WR	Florida State	1978–79, '81	84
Shumon	Ron	LB	Wichita State	1979	50
Sieminski	Charlie	T	Penn State	1963–65	65
Siglar	Ricky	G/T	San Jose State	1990	63
Silas	Sam	DE	Southern Illinois	1969–70	78
<b>Silberman</b>	<b>Ian</b>	<b>OL</b>	<b>Boston College</b>	<b>2015–*</b>	<b>62</b>
Simonton	Ken	RB	Oklahoma State	2004	30
<b>Simpson</b>	<b>Jerome</b>	<b>WR</b>	<b>Coastal Carolina</b>	<b>2015–*</b>	<b>14</b>
Simpson	Mike	DB	Houston	1970–73	38
Simpson	O.J.	RB	USC	1978–79	32
Sims	Barry	T	Utah	2008–10	65
Singleton	Nate	WR	Grambling	1993–96	88
Singleton	Ron	T	Grambling	1977–80	67
Sitko	Emil	HB	Notre Dame	1950	82
Skaugstad	Daryle	DT	California	1983	78
Skelton	John	QB	Fordham	2013	18

MEDIA GUIDE

# SAN FRANCISCO 49ERS

Last	First	Position	College	Years	Jersey #
<b>Skov</b>	<b>Shayne</b>	<b>LB</b>	<b>Stanford</b>	<b>2015-*</b>	<b>56</b>
Skuta	Dan	LB	Grand Valley State	2013-14	51
Slaughter	T.J.	LB	Southern Mississippi	2006	52
Smerlas	Fred	NT	Boston College	1990	76
Smiley	Justin	G	Alabama	2004-07	65
Smith	Aldon	LB	Missouri	2011-14	99
Smith	Alex	QB	Utah	2005-12	11
Smith	Alfonso	RB	Kentucky	2014	38
Smith	Artie	DL	Louisiana Tech	1993-94	95
Smith	Charles	E	Abilene Christian	1956	80
Smith	Corey	DE	North Carolina State	2004-05	58, 71
Smith	Derek	LB	Arizona State	2001-07	50
Smith	Ernie	HB	Compton J.C.	1955-56	42
Smith	Frankie	CB	Baylor	1996-97	27, 29
Smith	George	C	California	1947	23, 25
Smith	Irv	TE	Notre Dame	1998	82
Smith	J.D.	HB	North Carolina A&T	1956-64	24
Smith	Jerry	G	Wisconsin	1952-53	69
Smith	Justin	DT	Missouri	2008-14	94
Smith	Keith	CB	McNeese State	2009	20
Smith	Noland	RB	Tennessee State	1969	1
Smith	Paul	RB	UTEP	2000-02	27
Smith	Reggie	CB	Oklahoma	2008-11	30
Smith	Steve	E	Michigan	1966-67	86
<b>Smith</b>	<b>Torrey</b>	<b>WR</b>	<b>Maryland</b>	<b>2015-*</b>	<b>82</b>
Smith	Trent	TE	Oklahoma	2005	48
Smith	Troy	QB	Ohio State	2010	1
Snead	Norman	QB	Wake Forest	1974-75	16
Sniadecki	Jim	LB	Indiana	1969-73	58
Snyder	Adam	T/G	Oregon	2005-11, '13	68
Solomon	Freddie	WR	Tampa	1978-85	88
Soltau	Gordy	E	Minnesota	1950-58	51, 82
Sopoaga	Isaac	NT	Hawaii	2004-12	90
Sparks	Dave	G	South Carolina	1951	39, 68
Spence	Julian	HB	Sam Houston	1957	40
Spencer	Shawntae	CB	Pittsburgh	2004-11	36
Spikes	Takeo	LB	Auburn	2008-10	51
Spillman	C.J.	S	Marshall	2010-13	27
Spurlock	Micheal	WR	Mississippi	2009	18
Spurrier	Steve	QB	Florida	1967-75	11
St. Clair	Bob	T	San Francisco-Tulsa	1953-64	79
<b>Staley</b>	<b>Joe</b>	<b>T</b>	<b>Central Michigan</b>	<b>2007-*</b>	<b>74</b>
Standifer	Bob	NT	Tenn.-Chattanooga	1987	79
Standlee	Norm	FB	Stanford	1946-52	32, 72
Stanley	Chad	P	Stephen F. Austin	1999-00	4
Stanley	Matt	FB	UCLA	2004	44
Steitz	Nick	G	Oregon	2006	74
Stenstrom	Steve	QB	Stanford	1999	18
Stephenson	Milford	G/T	Kansas State	2001-02	64
Steptoe	Jack	WR	Utah	1978	87
Stevens	Mark	QB	Utah	1987	7
Stewart	Daleroy	DT	Southern Mississippi	2004	64
Stewart	Quincy	LB	Louisiana Tech	2001-02	54
Stickles	Monty	E	Notre Dame	1960-67	85
Stidham	Howard	LB	Tennessee Tech	1977	58
Stits	Bill	DB	UCLA	1957-58	20
Stokes	J.J.	WR	UCLA	1995-02	83
Stolhandske	Tom	LB	Texas	1955	86
Stone	Ron	G	Boston College	2002-03	65
Stover	Jeff	DE	Oregon	1982-88	72
Streets	Tai	WR	Michigan	1999-03	89
Strickland	Bishop	FB	South Carolina	1951	75
Strickland	Donald	CB	Colorado	2006-08	30
Strong	Frank	LB	USC	2002	58
Strong	Jim	RB	Houston	1970	28
Stroth	Vince	T	BYU	1985	60
Strzykalski	John	HB	Marquette	1946-52	45
Stubblefield	Dana	DT	Kansas	1993-97, 2001-02	94
Stubbs	Daniel	DE	Miami (Fla.)	1988-89	96
Stuckey	Jim	DE	Clemson	1980-85	79
Stupar	Nate	LB	Penn State	2013	56

Last	First	Position	College	Years	Jersey #
Sullivan	Bob	HB	Holy Cross	1948	94
Sullivan	John	S	California	1987	43
Susoeff	Nick	E	Washington State	1946-49	58
Sutherland	Vinny	KR/HB	Purdue	2001, '02 (P)	14, 25, 85
Sutro	John	T	San Jose State	1962	68
Suttle	Jason	CB	Wisconsin	2001	35
Swain	Brett	WR	San Diego State	2011	18
Swift	Justin	TE	Kansas State	2000-02	88
Swinford	Wayne	DB	Georgia	1965-67	23
Sydney	Harry	FB	Kansas	1987-91	24

## T

Tamm	Ralph	G	West Chester	1992-94	64
Tanner	Hamp	T	Georgia	1951	46, 77
Tanner	Phillip	RB	Middle Tennessee State	2014	48
<b>Tartt</b>	<b>Jaquiski</b>	<b>S</b>	<b>Samford</b>	<b>2015-*</b>	<b>29</b>
Tausch	Terry	G	Texas	1989	66
Tautolo	Terry	LB	UCLA	1980-81	50
Taylor	Brian	S	Oregon State	1993	47
Taylor	Bruce	CB	Boston	1970-77	44
Taylor	Curtis	S	LSU	2009-10	28
Taylor	John	WR	Delaware State	1986-95	82
Taylor	Roosevelt	S	Grambling	1969-71	25
Teresa	Tony	HB	San Jose State	1958	26
Thomas	Aaron	E	Oregon State	1961	89
<b>Thomas</b>	<b>Brandon</b>	<b>G</b>	<b>Clemson</b>	<b>2015-*</b>	<b>60</b>
Thomas	Chase	LB	Stanford	2014	58
Thomas	Chris	WR	Cal Poly-SLO	1995	89
Thomas	Chuck	C	Oklahoma	1987-92	60
Thomas	Edward	LB	Georgia Southern	2000	52
Thomas	Jimmy	RB	Texas-Arlington	1969-73	24
Thomas	John	T	Pacific	1958-67	78
Thomas	Lynn	DB	Pittsburgh	1981-82	28
Thomas	Mark	DE	North Carolina State	1992-95	72
Thomas	Pierre	RB	Illinois	2015	32
<b>Thompson</b>	<b>Dylan</b>	<b>QB</b>	<b>South Carolina</b>	<b>2015-*</b>	<b>13</b>
Thompson	Tommy	P	Oregon	1995-98	3
Thornburg	Jeremy	S	Northern Arizona	2005	45
Thornton	Bruce	CB	Georgia	2005	26
Thornton	Rupe	G	Santa Clara	1946-47	35, 46
Threadgill	Bruce	S	Mississippi State	1978	23
Tidwell	Billy	HB	Texas A&M	1954	24
Tillman	Spencer	HB	Oklahoma	1989-91	23
<b>Tiller</b>	<b>Andrew</b>	<b>G</b>	<b>Syracuse</b>	<b>2014-15*</b>	<b>61</b>
Times	Kenny	DT	Southern	1980	60
Titchenal	Bob	E	San Jose State	1946	51
Tittle	Y.A.	QB	LSU	1951-60	14, 64
Tolzien	Scott	QB	Wisconsin	2011-12	3
Toneff	Bob	T	Notre Dame	1952, 54-59	62, 74
Torretta	Gino	QB	Miami (Fla.)	1996	13
Torrey	Andre	LB	Arizona	2006	55
Trimble	Wayne	DB	Alabama	1967	24
Tubbs	Jerry	LB	Oklahoma	1958-59	50
Tubbs	Winfred	LB	Texas	1998-00	55
Tucker	B.J.	CB	Wisconsin	2005-07	22, 30
Tucker	Bill	RB	Tennessee A&I	1967-70	45
Tuiasosopo	Manu	DT	UCLA	1984-86	78
Tukuafu	Will	DT/FB	Oregon	2010-13, '13-14	92, 48
Turner	Keena	LB	Purdue	1980-90	58
Turner	Odessa	WR	Northwestern Louisiana	1992-93	86
Tyler	Wendell	RB	UCLA	1983-86	26

## U

Ulbrich	Jeff	LB	Hawaii	2000-09	53
Ulmer	Artie	LB	Valdosta State	2000	50
Uwaezuoke	Iheanyi	WR	California	1996-98	89

# SAN FRANCISCO 49ERS

Last	First	Position	College	Years	Jersey #
<b>V</b>					
Van Doren	Bob	E	USC	1953	89
Vanderbundt	Skip	LB	Oregon State	1968–77	52
Varajon	Mike	FB	Toledo	1987	48
Vardell	Tommy	RB	Stanford	1996, '99	44
Vaughan	Ruben	DT	Colorado	1979	72
Vaughn	Vickiel	S	Arkansas	2006	32
Vaught	Ted	E	TCU	1953	89
Ventrone	Bubba	S	Villanova	2013, 2014	41, 23
Veris	Garin	DE	Stanford	1992	93
Vetrano	Joe	HB	Southern Mississippi	1946–49	82
Vincent	Ted	DT	Wichita State	1979–80	66, 75
Visger	George	DT	Colorado	1980	63
Vollenweider	Jim	FB	Miami (Fla.)	1962–63	33

<b>W</b>					
Wagner	Lowell	HB	USC	1949–53, '55	42, 92
Walker	Aaron	TE	Florida	2003–05	49
Walker	Adam	RB	Pittsburgh	1992–95	27
Walker	Darnell	CB	Oklahoma	1997–99	38
Walker	Delanie	TE	Central Missouri	2006–12	46
Walker	Derek	DT	Illinois	2009	78
Walker	Elliott	RB	Pittsburgh	1978	35
Walker	Val Joe	HB	SMU	1957	44
Wallace	Bev	QB	Compton J.C.	1947–49	64
Wallace	Cody	C	Texas A&M	2008–09	59
Wallace	Steve	T	Auburn	1986–96	74
Walls	Wesley	TE	Mississippi	1989–93	89
Walter	Mike	LB	Oregon	1984–93	99
Ward	Chad	G	Washington	2001	68
<b>Ward</b>	<b>Jimmie</b>	<b>DB</b>	<b>Northern Illinois</b>	<b>2014–*</b>	<b>25</b>
Ware	Kevin	TE	Washington	2004	47
Warren	Terrance	WR	Hampton	1995	19
Washington	Dave	LB	Alcorn A&M	1975–77	50
Washington	Gene	WR	Stanford	1969–77	18
Washington	Marvin	DE	Idaho	1997, 99	95
Washington	Ted	NT/DE	Louisville	1991–93	97
Washington	Tim	CB	Fresno State	1982	46
Washington	Vic	RB	Wyoming	1971–73	22
Waters	Bob	QB	Presbyterian	1960–64	11
Watson	John	T	Oklahoma	1971–76	67
Watters	Ricky	RB	Notre Dame	1991–94	32
Waymer	Dave	DB	Notre Dame	1990–91	43
Weaver	Jed	TE	Oregon	2003	88
Webb	Jimmy	DT	Mississippi State	1975–80	74
Webster	Jason	CB	Texas A&M	2000–03	36
Weinke	Chris	QB	Florida State	2007	17
Wells	Mike	TE	San Diego State	1987	40
Wells	Ray	LB	Arizona	2004–05	59
Wersching	Ray	K	California	1977–87	14
Wesley	Joe	LB	LSU	1999	56
West	Robert	WR	San Diego State	1974	85
Westbrook	Brian	RB	Villanova	2010	20
White	Bob	HB	Stanford	1951–52	25, 85
<b>White</b>	<b>DeAndrew</b>	<b>WR</b>	<b>Alabama</b>	<b>2015–*</b>	<b>18</b>
Whiting	Brandon	DE	California	2004	94
Whitmore	David	S	Stephen F. Austin	1991–92	41
Whitner	Donte	S	Ohio State	2011–13	31
Wilcox	Dave	LB	Oregon	1964–74	64
Wilhelm	Matt	LB	Ohio State	2009	57
<b>Wilhoite</b>	<b>Michael</b>	<b>LB</b>	<b>Washburn</b>	<b>2012–*</b>	<b>57</b>
Wilkerson	Jerry	DE	Oregon State	1980	60, 66
Wilkins	David	LB	Eastern Kentucky	1992	66
Wilkins	Gabe	DE	Gardner–Webb	1998–99	98
Wilkins	Jeff	K	Youngstown State	1995–96	14
Wilks	Greg	LB	Montana State	1987	99
Willard	Ken	FB	North Carolina	1965–73	40
Williams	Alfred	DE	Colorado	1995	91
Williams	Andrew	DE	Miami (Fla.)	2003–05	94, 99
Williams	Brandon	WR	Wisconsin	2006–07	17, 81
Williams	Chad	S	Southern Mississippi	2006	25

Last	First	Position	College	Years	Jersey #
Williams	Dave	RB	Colorado	1977–78	30
Williams	Delvin	RB	Kansas	1974–77	24
Williams	Gerard	DB	Langston	1979–80	29
Williams	Herb	CB	Southern	1980	23
Williams	Howie	HB	Howard	1963	28
<b>Williams</b>	<b>Ian</b>	<b>NT</b>	<b>Notre Dame</b>	<b>2011–*</b>	<b>93</b>
Williams	James	LB	Mississippi State	1997–98	27
Williams	James	DB	Fresno State	1996	53
Williams	Jamie	TE	Nebraska	1989–93	81
Williams	Jimmy	CB	Vanderbilt	2001–04	23
Williams	John	HB	USC	1954	25
Williams	Joel	C	Texas	1948	22
Williams	Kevin	WR/KR	Miami (Fla.)	2000	82
Williams	Kyle	WR	Arizona State	2010–13	10
Williams	Madieu	S	Maryland	2011	20
Williams	Melvin	DE	Kansas State	2004	71
Williams	Michael	CB	UCLA	1995	45
Williams	Newton	RB	Arizona State	1982	45
Williams	Renauld	LB	Hofstra	2005–06	59
Williams	Robert	CB	North Carolina	1999	24
Williams	Roy	T	Pacific	1963–64	66
Williams	Vince	FB	Oregon	1982–83	40
Williamson	Carlton	S	Pittsburgh	1981–88	27
Willig	Matt	T	USC	2000–02	77
Willis	Jamal	RB	BYU	1995–96	24
Willis	Patrick	LB	Mississippi	2007–14	52
Wilmsmeyer	Klaus	P	Louisville	1992–94	10
Wilson	Billy	E	San Jose State	1951–60	52, 84
Wilson	Jim	G	Georgia	1965–66	63
Wilson	Troy	DE	Pittsburg State	1993–94, 2001	71, 92
Wilson	Karl	DL	LSU	1993	77
Wilson	Jerry	LB	Auburn	1960	82
Wilson	Cedrick	WR	Tennessee	2001–04	84
Wilson	Mike	WR	Washington State	1981–90	85
Winborn	Jamie	LB	Vanderbilt	2001–05	55
Windsor	Bob	E	Kentucky	1967–71	89
Winston	Lloyd	FB	USC	1962–63	32
Wismann	Pete	LB	St. Louis	1949–52, 54	22, 52
Witcher	Dick	E	UCLA	1966–73	34, 88
Wittenborn	John	G	Southeast Missouri	1958–60	66
Wittum	Tom	P	Northern Illinois	1973–77	13
Woitt	John	DB	Mississippi State	1968–69	48
Wondolowski	Bill	WR	Eastern Montana	1969	33
Woodall	Lee	LB	West Chester	1994–99	54
Woods	Don	RB	New Mexico	1980	47
Woods	Rashaun	WR	Oklahoma State	2004–05	81
Woodson	Rod	CB	Purdue	1997	26
Woodson	Abe	DB	Illinois	1958–64	40
Woudenberg	John	T	Denver	1946–49	41
Wragge	Tony	G	New Mexico State	2005–10	69
Wright	Eric	CB	UNLV	2013	30
Wright	Eric	CB	Missouri	1981–90	21
Wright	Shareece	CB	USC	2015	24
Wynn	DeShawn	RB	Florida	2010	29

<b>Y</b>					
Yonamine	Wally	HB	Farrington High (Hl.)	1947	94
Young	Steve	QB	BYU	1987–99	8
Young	Charle	TE	USC	1980–82	86
Young	Bryant	DT	Notre Dame	1994–07	97
Youngelman	Sid	T	Alabama	1955	77
Yowarsky	Walt	C	Kentucky	1958	58

<b>Z</b>					
Zamlynski	Zigmond	HB	Villanova	1946	71
Zeigler	Dominique	WR	Baylor	2008, 2010	17
Zelenka	Joe	LS	Wake Forest	1999	52
Zendejas	Tony	K	Nevada	1995	7

## ALL-TIME PRACTICE SQUAD ROSTER SINCE 1993

A				
Last	First	Position	College	Years
Adams	Mike	FS	Delaware	2004
Alcorn	Zac	TE	Black Hills State	2007
Allen	Bosley	WR	North Carolina	2003
Allen	Brian	RB	Stanford	2005
Amundson	Allan	RB	Oregon	2003
Anderson	Morris	WR	Baylor	1999
Anelli	Mark	TE	Wisconsin	2002
Archibald	Ben	T	Brigham Young	2003
Armstrong	Antonio	DE	Texas A&M	1995

B				
Bakhtiari	Eric	LB	San Diego	2008, 2010
Barton	Kirk	T	Ohio State	2009
Bateman	Eric	T	Brigham Young	1998
Beeler	Chase	C	Stanford	2011
Bell	Shonn	TE	Virginia–Wise	2000
<b>Bethel–Thompson McLeod</b>	<b>QB</b>	<b>Sacramento State</b>	<b>2013, 2015</b>	
Bing	Darnell	OLB	USC	2007
Birdine	Larry	DE	Oklahoma	2008
Blades	Al	DB	Miami	2001
Blevins	Tony	FS	Kansas	1998
Boone	Alex	T	Ohio State	2009
Bradford	Mark	WR	Stanford	2008
Bradley	Mario	DB	USC	1997
Branch	Darrick	WR	Hawaii	1995
Brewer	C.J.	WR	Wyoming	2006
Briggs	Diyral	OLB	Bowling Green	2009
Bristol	Mark	T	Mansfield	2001
Brock	Tramaine	CB	Belhaven	2010
Brown	Darwin	CB	Texas Tech	1999
Brown	Jarrett	QB	West Virginia	2010
Browning	Alfonzo	WR	Kentucky	1994–95
Bruce	Arland	WR	Minnesota	2003
Bryant	Junior	DT	Notre Dame	1994
Burnett	Bryce	TE	San Jose State	1994
Burnett	Martail	DE	Utah	2009
Butler	Carson	TE	Michigan	2009
Bykowski	Carter	T	Iowa State	2013–14

C				
Caldwell	Mike	WR	California	1994–95
<b>Campbell</b>	<b>DiAndre</b>	<b>WR</b>	<b>Washington</b>	<b>2015</b>
Carr	William	DT	Michigan	2000
Carrier	Derek	TE	Beloit	2013
Carter	Dwight	WR	Hawaii	2000
Carter	Eric	DB	Knoxville	1996
Casey	Chance	CB	Baylor	2014
Caulcrick	Jehuu	RB	Michigan State	2010
<b>Childers</b>	<b>Jamie</b>	<b>TE</b>	<b>Coastal Carolina</b>	<b>2015</b>
Childress	O.J.	LB	Clemson	2000
Clayton	Carey	C	Texas–El Paso	2001
Clayton	Thomas	RB	Kansas State	2007–08
Cleveland	Asante	TE	Miami	2014
Cloherly	Colin	TE	Brown	2010
Cloman	Scott	WR	Southern U.	2002–03
Coleman	Herbert	DE	Trinity, Ill.	1995
Collins	Dobson	WR	Gardner–Webb	2009
Cooper	Josh	DE	Mississippi	2004
Cooper	Roger	LB	Montana State	2005
Crecion	Gabe	TE	UCLA	2004
Cromartie	Marcus	CB	Wisconsin	2014–15
Cunningham	Alonzo	G	Iowa	2003–04
Curry	Markus	CB	Michigan	2007

D				
Last	First	Position	College	Years
Dahl	Harvey	G	Nevada	2005, 2007
Davis	Bruce	OLB	UCLA	2010, 2012
Davis	Chris	CB	Auburn	2015
Davis	Ennis	DT	USC	2001
Davis	Jerome	T	Minnesota	2002–03
Davis	Nate	QB	Ball State	2010
Davison	Jerone	RB	Arizona State	1995
Dildine	Steve	LB	Washington State	2007
Divens	Lamar	DL	Tennessee State	2012
Doman	Brandon	QB	Brigham Young	2004
Draft	Chris	OLB	Stanford	1999
Duckett	Damane	DT	East Carolina	2006–07

E				
Eiland	Deandre	S	South Carolina	2005
Ellison	Atiyah	DT	Missouri	2008
Elmore	Ricky	LB	Arizona	2011
Emanuel	Ben	S	UCLA	2005
Estrada	Sean	T	Pennsylvania	2007

F				
Farris	Jimmy	WR	Montana	2001
Feugill	John	T	Maryland	2002
Fields	Chafie	WR	Penn State	2000
Finley	Joe Jon	TE	Oklahoma	2008–09
Fleck	P.J.	WR	Northern Illinois	2004
Folkerts	Brian	C	Washburn	2015
Fountaine	Jamal	DE	Washington	1994
Fullington	John	T	Washington State	2014
Fuller	Cameron	CB	New Mexico State	2014
Fulton	Xavier	T	Illinois	2010

G				
Gaskins	Kendall	RB	Richmond	2014–15
Gentry	Josh	LB	Indianapolis	2000
Grant	Bakari	WR	California–Davis	2010
Grant	Larry	LB	Ohio State	2008
Grieb	Mike	TE	UCLA	1999
Grimble	Xavier	TE	USC	2014

H				
Hairston	Jason	LB	California–Davis	1995
Hall	Chad	WR	Air Force	2012
Hall	Derek	T	Stanford	2011
Hall	Lamont	TE	Clemson	1999
Hamdan	Gibran	QB	Indiana	2006
Hampton	Jewel	RB	Southern Illinois	2013
Hannon	Chris	WR	Tennessee	2008
Hanson	Joselio	CB	Texas Tech	2003
Harden	Michael	CB	Missouri	2005
Harris	Mark	WR	Stanford	1996
Hastings	Joe	WR	Washburn	2011
<b>Hawkins</b>	<b>Donald</b>	<b>T</b>	<b>Texas</b>	<b>2015</b>
Hawkinson	Tanner	T	Kansas	2015
Hayne	Jarryd	RB	No College	2015
Heard	Ronnie	S	Mississippi	2000
Herold	Zac	TE	Nebraska–Omaha	2007
Herrion	Thomas	G	Utah	2004
Herzing	Adam	WR	Cal Poly–SLO	2003
Hicks	Maurice	RB	North Carolina A&T	2004
Hill	Kahlil	WR	Iowa	2003
Hoffman–Ellis	Alex	LB	Washington State	2012
Holloway	Menson	DE	Texas–El Paso	2001
Holmes	Louis	DE	Arizona	2008
Hopson	Tyrone	G	Eastern Kentucky	2000
Howell	Nick	T	USC	2010
Hunter	Brice	WR	Georgia	1996



# SAN FRANCISCO 49ERS

## I

Last	First	Position	College	Years
Isom	Jasen	FB	Western Illinois	2002–03
Ivlow	John	RB	Colorado State	1994
Iwuchukwu	Bobby	LB	Purdue	2006

## J

Jacobs	Chuck	WR	Utah State	2013
Jarrett	Craig	P	Michigan State	2002
Jensen	Erik	TE	Iowa	2004
Jerod–Eddie	Tony	DT	Texas A&M	2012
Johnson	Ian	RB	Boise State	2011
Johnson	Cam	LB	Virginia	2012
Jones	Colin	FS	Texas Christian	2011
Jones	Jim	G	Notre Dame	2005
Jordan	James	WR	Louisiana Tech	2002–03
Josue	Steve	LB	Carson–Newman	2004
Jurovich	Kevin	WR	San Jose State	2010

## K

Katnik	Norm	G	USC	2005
Keasey	Zak	FB	Princeton	2005–07
Keith	John	S	Furman	2002–03
Keneley	Matt	DT	USC	1999–00
Kobdich	Josh	T	Fresno State	1999
Kopa	Matt	T	Stanford	2010
Kristick	Keaton	LB	Oregon State	2010
Kuehl	Ryan	LS	Virginia	1995

## L

Lamb	Marc	T	Montana	1997
Landolt	Dennis	G	Penn State	2010
Landry	Michael	DE	Southern U.	2003–04
Lattimore	Keon	RB	Maryland	2009
Ledford	Dwayne	C	East Carolina	1999
Lee	Austin	DE	Stanford	2002–03
LeGree	Mark	DB	Appalachian State	2011
Leonhardt	Brian	TE	Bemidji State	2015
Lewis	Jermaine	WR	Western Michigan	2003
Lewis	Jonas	RB	San Diego State	2000
Lewis	Lance	WR	East Carolina	2014
Lockett	Aaron	WR	Kansas State	2002
Lockett	Ricardo	WR	Fort Valley State	2012
Long	Lance	WR	Mississippi State	2010

## M

Malveaux	Kelly	CB	Arizona	1998
Manuel	Sam	LB	New Mexico State	1996
Maragos	Chris	DB	Wisconsin	2010
Martin	Chris	T	Central Florida	2014
Masifilo	Matthew	DT	Stanford	2012
Matthews	John	WR	San Diego	2011
Maxwell	Marcus	WR	Oregon	2005–06
McFadden	Leon	CB	San Diego State	2014
McGuirk	Pat	DB	Cal Poly–SLO	1995–96
McKenzie	Kevin	WR	Washington State	1998
Miller	Brit	FB	Illinois	2009
Mincey	Jeremy	DE	Florida	2006
Miranda	Paul	CB	Central Florida	2000
Mitchell	Khalif	DT	East Carolina	2009
Moore	Jason	FS	San Diego State	2000
Morris	Darryl	CB	Texas State	2013

## N

Nelms	Cory	DB	Miami	2011
Netter	Al	G	Northwestern	2012–13
Newberry	Jared	LB	Stanford	2006
Noble	Brandon	DT	Penn State	1997–98

## O

Last	First	Position	College	Years
Okoye	Lawrence	DL	No College	2014
Olivo	Brock	FB	Missouri	1998
Olson	Drew	QB	UCLA	2007
Omameh	Patrick	G	Michigan	2013
Omon	Xavier	RB	Northwest Missouri St.	2010–11

## P

Palmer	Nathan	WR	Northern Illinois	2012
Parks	Nathan	C	Stanford	2001
Pay	Garry	C	Brigham Young	1994
Peters	Scott	C	Arizona State	2004
Pitts	Stephen	RB	Penn State	1996
Posey	Jeff	OLB	Southern Mississippi	1997
Provost	Tim	T	San Jose State	2004
Purcell	Mike	NT	Wyoming	2013–14

## R

Rabb	Jerard	WR	Boise State	2007
Rabe	Russel	DE	Minnesota–Duluth	2006
Radovich	Drew	T	USC	2009
<b>Ramsey</b>	<b>Kaleb</b>	<b>DT</b>	<b>Boston College</b>	<b>2015</b>
Reed	D'Aundre	LB	Arizona	2013
Reed	Rayshun	DB	Troy	2004
Reese	Albert	DT	Grambling	1996–97
Reese	Marcus	LB	UCLA	2003
Renteria	D.J.	DT	New Mexico	2004
Reuland	Konrad	TE	Stanford	2011
Richie	David	DT	Washington	1998
Rodgers	Cory	WR	Texas Christian	2006
Roland	Justin	LB	Kansas State	2008
Rubio	Angel	DE	S.E. Missouri	1998
<b>Rush</b>	<b>Marcus</b>	<b>LB</b>	<b>Michigan State</b>	<b>2015</b>
Rutherford	Reynard	RB	California	1996–97

## S

Salmon	Mike	DB	USC	1996
Sanders	Darryl	DE	Virginia	2002
Scaccia	Fabrizio	K	No College	2010
Scharff	Scott	DE	Stanford	2005
<b>Sebetic</b>	<b>Kyle</b>	<b>CB</b>	<b>Dayton</b>	<b>2015</b>
Serwanga	Wasswa	CB	UCLA	1999
Shaw	Josh	DT	Michigan State	2003
Shearer	Curtis	WR	San Diego State	1996–97
Sheets	Kory	RB	Purdue	2009
Simmons	Monte	LB	Kent State	2011
Simonton	Ken	RB	Oregon State	2004
Skov	Shayne	LB	Stanford	2014
<b>Smith</b>	<b>Garrison</b>	<b>NT</b>	<b>Georgia</b>	<b>2014–15</b>
Smith	Harrison	DB	California	2006
Smith	Jonathan	RB	Washington State	2004
Smith	Trent	TE	Oklahoma	2005
Smith	Tyrone	DB	Baylor	1996, 1998
Smith	Tyson	LB	Iowa State	2007
Snyder	Kevin	LB	Rutgers	2015
Sobieski	Ben	G	Iowa	2005
Stanley	Matt	FB	UCLA	2004
Stanley	Ronald	LB	Michigan State	2005
Steele	Ben	TE	Mesa State	2002
Stephenson	Milford	T	Kansas State	2001
Stewart	Carl	RB	Auburn	2008
Strickland	Vernon	LB	Georgia Tech	1998
Suisham	Shaun	K	Bowling Green	2006
Swaggert	Brent	T	Montana State	2004
Swanson	Dax	CB	Sam Houston State	2013
Swanson	Pete	G	Stanford	1999
Swift	Justin	TE	Kansas State	1999



# SAN FRANCISCO 49ERS

## T

Last	First	Position	College	Years
Taylor	Curtis	S	LSU	2012
Taylor	Kerry	WR	Arizona State	2011
Tenner	Jason	DT	Villanova	1999
Thomas	Chase	LB	Stanford	2014
Thomas	Edward	OLB	Georgia Southern	2000
Thomas	Michael	S	Stanford	2012–13
Thompson	Dylan	QB	South Carolina	2015
Thornton	Bruce	CB	Georgia	2005
Thornton	Carlos	DE	Alcorn State	1997
Tiller	Andrew	G	Syracuse	2014–15
Toledo	Joe	T	Washington	2008
Toliver	Antoine	WR	Bethune–Cookman	2002
Treaudo	Ahmad	CB	Southern U.	2005
Tucker	B.J.	CB	Wisconsin	2005–06
Tukuafu	Will	DE	Oregon	2010
Tuzilli	Andrew	WR	Rutgers	2015

## U

Ulmer	Artie	OLB	Valdosta State	2000
-------	-------	-----	----------------	------

## W

Wallace	Larry	WR	USC	1994
Washington	Mark	LB	Texas State	2007
Washington	Tavares	T	Florida	2006–07
Wesley	Joe	LB	LSU	1999
<b>Whitehead</b>	<b>Jermaine</b>	<b>S</b>	<b>Auburn</b>	<b>2015</b>
Whitley	Eddie	CB	Virginia Tech	2012
Wiggins	Kenny	T	Fresno State	2012
Wilder	Sam	T	Colorado	2005–06
Wilhoite	Michael	LB	Washburn	2011–12
Williams	Brad	C	Notre Dame	2001
Williams	Jimmy	CB	Vanderbilt	2001
Williams	Michael	DB	UCLA	1995
Williams	Renauld	LB	Hofstra	2005–06
Wishom	Jerron	DB	Louisiana Tech	2006
Wright	Rodney	WR	Fresno State	2009
Wright–Fair	Shaumbe	RB	Washington State	1994
Wylie	Devon	WR	Fresno State	2013
Wynn	DeShawn	RB	Florida	2010

## Y

Last	First	Position	College	Years
Yates	Max	LB	Marshall	2004

## Z

Zeigler	Dominique	WR	Baylor	2007–09
Zeigler	Doug	TE	Mississippi	2004

## ALL-TIME UNDRAFTED ROOKIE FREE AGENTS TO MAKE ROSTER

### 1994

Last	First	Position	College	Years
Barber	Rudy	G	Miami	1994
Carolan	Brett	TE	Washington State	1994

### 1995

Last	First	Position	College	Years
Willis	Jamal	RB	Brigham Young	1995

### 1996

Last	First	Position	College	Years
Benefield	Daved	LB	Cal State–Northridge	1996
Fiore	Dave	G	Hofstra	1996
Harris	Mark	WR	Stanford	1996

### 1997

Last	First	Position	College	Years
Bradford	Vince	LB	Arkansas	1997
Bronson	Zack	FS	McNeese State	1997

### 1998

Last	First	Position	College	Years
Blevins	Tony	FS	Kansas	1998
Hobgood–Chittick	Nate	DT	North Carolina	1998
Richey	Wade	K	LSU	1998

### 1999

Last	First	Position	College	Years
Dercher	Dan	T	Kansas	1999
Garcia	Jeff	QB	San Jose State	1999
Ledford	Dwayne	C	East Carolina	1999
Stanley	Chad	P	Stephen F. Austin	1999
Wesley	Joe	LB	LSU	1999
Zelenka	Joe	LS	Wake Forest	1999

### 2000

Last	First	Position	College	Years
Dunlap	London	DE	Texas Christian	2000
Dupree	Terrence	TE	Duke	2000
Heard	Ronnie	SS	Mississippi	2000
Killings	Cedric	DT	Carson–Newman	2000
Lewis	Jonas	RB	San Diego State	2000
Thomas	Edward	OLB	Georgia Southern	2000

### 2001

Last	First	Position	College	Years
Baker	Jason	P	Iowa	2001
Blades	Al	DB	Miami	2001
Costa	Dave	G	Wisconsin	2001
Elam	Shane	OLB	Mississippi	2001
McCurley	Jeff	C	Pittsburgh	2001
Ray	Ricky	QB	Sacramento State	2001
Schlecht	John	DT	Minnesota	2001
Stephenson	Milford	T	Kansas State	2001
Stewart	Quincy	ILB	Louisiana Tech	2001

### 2002

Last	First	Position	College	Years
Moore	Brandon	ILB	Oklahoma	2002
Osika	Craig	G	Indiana	2002
Robertson	Jamal	RB	Ohio Northern	2002
Strong	Frank	OLB	USC	2002

### 2003

Last	First	Position	College	Years
Carpenter	Dwaine	FS	North Carolina A&T	2003

### 2004

Last	First	Position	College	Years
Adams	Mike	FS	Delaware	2004
Cooper	Josh	DE	Mississippi	2004
Fleck	P.J.	WR	Northern Illinois	2004
Reed	Rayshun	DB	Troy	2004

### 2005

Last	First	Position	College	Years
Amey	Otis	WR	Sacramento State	2005
Dahl	Harvey	G	Nevada	2005
Thornburg	Jeremy	FS	Northern Arizona	2005

### 2009

Last	First	Position	College	Years
Miller	Brit	FB	Illinois	2009
Briggs	Diyral	OLB	Bowling Green	2009
Walker	Derek	DE	Illinois	2009

### 2010

Last	First	Position	College	Years
Brock	Tramaine	CB	Belhaven	2010
Joseph	Alex	LB	Temple	2010
Kristick	Keaton	LB	Oregon State	2010
Maragos	Chris	DB	Wisconsin	2010
Tukuafu	Will	DE	Oregon	2010

### 2011

Last	First	Position	College	Years
Bogan	Dontavia	WR	South Florida	2011
Dobbs	Demarcus	DE	Georgia	2011
Hastings	Joe	WR	Washburn	2011
Tolzien	Scott	QB	Wisconsin	2011
Williams	Ian	NT	Notre Dame	2011

### 2012

Last	First	Position	College	Years
Celek	Garrett	TE	Michigan State	2012
Hampton	Jewel	RB	Southern Illinois	2012
Jerod–Eddie	Tony	DT	Texas A&M	2012

### 2013

Last	First	Position	College	Years
McDermott	Kevin	LS	UCLA	2013
Morris	Darryl	CB	Texas State	2013

### 2014

Last	First	Position	College	Years
Cleveland	Asante	TE	Miami	2014
Farrell	Dillon	G/C	New Mexico	2014
McCray	L.J.	S	Catawba	2014

### 2015

Last	First	Position	College	Years
Easton	Nick	C	Harvard	2015
Hayne	Jarryd	RB	No College	2015
White	DeAndrew	WR	Alabama	2015

\*Acquired by the 49ers as an undrafted rookie free agent that appeared on the 53–man roster during the respective season.

# 49ERS STARTERS

## 1950

### Offense

LE	51	Gordy Soltau/
	52	Hal Shoener/
	59	Alex Loyd
LT	41	Don Campora/
	40	Harley Dow
LG	37	Homer Hobbs/
	42	Leo Nomellini
C	23	Bill Johnson
RG	33	Bruno Banducci/
	31	Charles Shaw
RT	46	Clay Matthews/
	43	Ray Collins
RE	53	Alyn Beals
QB	63	Frank Albert
LHB	83	Sam Cathcart/
	93	Jim Cason/
	82	Emil Sitko
RHB	91	John Strzykalski
FB	74	Joe Perry/
	72	Norm Standlee

### Defense

LE	52	Hal Shoener
LT	42	Leo Nomellini
MG	34	Visco Grgich
RT	43	Ray Collins
RE	54	Gail Bruce
LLB	71	Verl Lillywhite
MLB	22	Pete Wismann
RLB	72	Norm Standlee/
	73	Don Burke
LW	83	Sam Cathcart
RW	92	Lowell Wagner
S	62	Jim Powers

## 1951

### Offense

LE	51	Gordy Soltau/
	53	Alyn Beals
LT	43	Ray Collins/
	42	Leo Nomellini
LG	37	Nick Feher/
	38	Don Burke
C	23	Bill Johnson
RG	33	Bruno Banducci
RT	42	Leo Nomellini/
	43	Ray Collins
RE	58	Billy Wilson/
	53	Alyn Beals
QB	63	Frank Albert/
	64	Y.A. Tittle
LHB	81	Verl Lillywhite
RHB	91	John Strzykalski/
	88	Pete Schabarum
FB	74	Joe Perry/
	72	Norm Standlee

### Defense

LE	47	Ed Henke
LT	43	Ray Collins/
	42	Leo Nomellini
MG	34	Visco Grgich/
	45	Al Carapella/
	32	Bob Downs
RT	42	Leo Nomellini/

	43	Ray Collins
RE	54	Gail Bruce
LLB	72	Norm Standlee/
	62	Jim Powers
MLB	73	Hardy Brown
RLB	22	Pete Wismann/
	81	Verl Lillywhite/
	38	Don Burke
LW	62	Jim Powers/
	83	Rex Berry
RW	92	Lowell Wagner
S	93	Jim Cason

## 1952

### Offense

LE	82	Gordy Soltau/
	85	Bill Jessup/
	24	J.R. Boone
LT	62	Bob Toneff
LG	69	Jerry Smith/
	67	Nick Feher
C	53	Bill Johnson/
	52	Pete Wismann
RG	63	Bruno Banducci
RT	73	Leo Nomellini
RE	84	Billy Wilson
QB	13	Frank Albert/
	14	Y.A. Tittle
LHB	22	Joe Arenas/
	24	J.R. Boone/
	82	Gordy Soltau
RHB	39	Hugh McElhenny
FB	34	Joe Perry

### Defense

LE	89	Ed Henke
LT	73	Leo Nomellini
MG	68	Bob Momsen/
	64	Visco Grgich
RT	75	Al Carapella
RE	83	Pat O'Donahue/
	87	Charlie Powell
LLB	15	Jim Powers
MLB	33	Hardy Brown
RLB	68	Don Burke
LW	23	Rex Berry
RW	42	Lowell Wagner
S	43	Jim Cason/
	28	Sam Cathcart

## 1953

### Offense

LE	82	Gordy Soltau
LT	64	Doug Hogland/
	77	Hal Miller
LG	69	Jerry Smith
C	53	Bill Johnson
RG	63	Bruno Banducci
RT	79	Bob St.Clair
RE	84	Billy Wilson
QB	14	Y.A. Tittle/
	15	Jim Powers
LHB	22	Joe Arenas
RHB	39	Hugh McElhenny
FB	34	Joe Perry

### Defense

LE	83	Clay Matthews/
	87	Charlie Powell/
	89	Bob Van Doren
LT	73	Leo Nomellini
MG	62	Art Michalik
RT	75	Al Carapella
RE	87	Charlie Powell/
	89	Bob Van Doren
LLB	36	John Morton/
	66	Don Burke
MLB	33	Hardy Brown
RLB	54	Jack Manley
LH	23	Rex Berry
RH	42	Lowell Wagner/
	22	Joe Arenas
S	45	Fred Bruney/
	15	Jim Powers

## 1954

### Offense

LE	82	Gordy Soltau/
	85	Bill Jessup
LT	64	Doug Hogland
LG	67	Nick Feher
C	53	Bill Johnson/
	56	Pete Brown
RG	63	Bruno Banducci/
	65	Ted Connolly
RT	79	Bob St.Clair
RE	84	Billy Wilson
QB	14	Y.A. Tittle/
	43	Jim Cason
LHB	35	John H. Johnson/
	22	Joe Arenas
RHB	39	Hugh McElhenny/
	85	Bill Jessup
FB	34	Joe Perry

### Defense

LE	83	Clay Matthews
LT	73	Leo Nomellini
MG	75	Al Carapella/
	62	Art Michalik/
	69	Bob Hantla
RT	76	Marion Campbell/
	75	Al Carapella
RE	86	Jackson Brumfield
LLB	33	Hardy Brown/
	48	Billy Mixon/
	56	Pete Brown
RLB	74	Bob Toneff/
	48	Billy Mixon/
	66	Don Burke
LW	23	Rex Berry/
	44	Pete Schabarum/
	85	Bill Jessup
RW	22	Joe Arenas/
	44	Pete Schabarum
LS	25	John Williams
RS	43	Jim Cason/
	22	Joe Arenas

## 1955

### Offense

LE	82	Gordy Soltau/
	27	Carroll Hardy
LT	73	Leo Nomellini
LG	64	Doug Hogland/
	65	Eldred Kraemer
C	53	Bill Johnson
RG	68	Lou Palatella/
	63	Ed Sharkey
RT	79	Bob St.Clair
RE	84	Billy Wilson
QB	14	Y.A. Tittle
LHB	22	Joe Arenas/
	35	John H. Johnson/
	47	Dicky Moegle/
	39	Hugh McElhenny
RHB	39	Hugh McElhenny/
	27	Carroll Hardy/
	22	Joe Arenas
FB	34	Joe Perry/
	32	Lem Harkey

### Defense

LE	83	Clay Matthews
LT	74	Bob Toneff/
	75	Al Carapella
MG	75	Al Carapella/
	69	Bob Hantla/
	86	Tom Stolhandske
RT	76	Marion Campbell
RE	87	Charlie Powell/
	86	Tom Stolhandske
LLB	55	Matt Hazeltine/
	54	Ed Beatty/
	33	Hardy Brown
RLB	33	Hardy Brown/
	69	Bob Hantla
LW	40	George Maderos/
	57	Paul Carr/
	35	John H. Johnson
RW	49	Bob Luna/
	35	John H. Johnson
LS	23	Rex Berry
RS	47	Dicky Moegle/
	49	Bob Luna/
	42	Ernie Smith

## 1956

### Offense

LE	82	Gordy Soltau/
	86	Clyde Conner
LT	78	Bob Cross/
	75	Ed Henke
LG	74	Bob Toneff/
	64	Ed Sharkey/
	64	Ted Connolly/
	68	Lou Palatella
C	53	Bill Johnson/
	52	George Morris
RG	75	Ed Henke/
	74	Bob Toneff/
	64	Ted Connolly/
	68	Lou Palatella
RT	79	Bob St.Clair
RE	84	Billy Wilson

QB	14	Y.A. Tittle/
	11	Earl Morrall
LHB	39	Hugh McElhenny/
	47	Dicky Moegle
RHB	22	Joe Arenas/
	35	John H. Johnson/
	85	Bill Jessup
FB	34	Joe Perry/
	35	John H. Johnson

### Defense

LE	77	Bruce Bosley
LT	73	Leo Nomellini
RT	72	Bill Herchman/
	74	Bob Toneff
RE	87	Charlie Powell/
	75	Ed Henke
LLB	50	Stan Sheriff/
	64	Ed Sharkey/
	50	Leo Rucka
MLB	54	Ed Beatty/
	76	John Gonzaga/
	87	Charlie Powell/
	65	Tony Sardisco
RLB	55	Matt Hazeltine/
	52	George Morris
LW	40	George Maderos/
	57	Paul Carr/
RW	53	Paul Carr/
	42	Ernie Smith
LS	23	Rex Berry/
	27	Bob Holladay
RS	47	Dicky Moegle/
	45	Fred Bruney

## 1957

### Offense

LE	88	Clyde Conner/
	82	Gordy Soltau/
	39	Hugh McElhenny
LT	78	Bob Cross
LG	68	Lou Palatella/
	77	Bruce Bosley
C	53	Frank Morze
RG	64	Ted Connolly/
	68	Lou Palatella/
	77	Bruce Bosley
RT	79	Bob St.Clair/
	70	Tom Dahms/
	76	John Gonzaga
RE	84	Billy Wilson/
	82	Gordy Soltau
QB	14	Y.A. Tittle/
	12	John Brodie
LHB	39	Hugh McElhenny/
	34	Joe Perry
RHB	27	R.C. Owens
FB	32	Gene Babb/
	34	Joe Perry/
	35	Larry Barnes

### Defense

LE	75	Ed Henke
LT	73	Leo Nomellini
RT	72	Bill Herchman
RE	74	Bob Toneff

# SAN FRANCISCO 49ERS

LLB	55	Matt Hazeltine/
	54	Marv Matuszak/
	50	Stan Sheriff
MLB	54	Marv Matuszak/
	52	Karl Rubke
RLB	87	Charlie Powell/
	55	Matt Hazeltine
LW	24	J.D. Smith/
	57	Paul Carr
RW	20	Bill Stits
LS	40	Bob Holladay/
	42	Jim Ridlon/
	44	Val Joe Walker
RS	47	Dicky Moegle/
	44	Val Joe Walker

## 1958

### Offense

LE	88	Clyde Conner
LT	78	Bob Cross/
	76	John Gonzaga
LG	77	Bruce Bosley/
	68	Lou Palatella
C	58	Walt Yowarsky/
	53	Frank Morze/
	52	Karl Rubke/
	68	Lou Palatella
RG	64	Ted Connolly/
	66	John Wittenborn
RT	79	Bob St.Clair
RE	84	Billy Wilson/
	82	Gordy Soltau/
QB	12	John Brodie/
	14	Y.A. Tittle
LHB	39	Hugh McElhenny
RHB	27	R.C. Owens
FB	34	Joe Perry

### Defense

LE	75	Ed Henke
LT	73	Leo Nomellini
MG	52	Karl Rubke/
	57	Dennit Morris
RT	72	Bill Herchman
RE	74	Bob Toneff
LLB	54	Marv Matuszak/
	50	Jerry Tubbs/
	66	John Wittenborn
RLB	55	Matt Hazeltine
LH	80	Jerry Mertens
RH	20	Bill Stits
LS	42	Jim Ridlon/
	29	Bill Atkins
RS	29	Bill Atkins/
	47	Dicky Moegle/
	42	Jim Ridlon

## 1959

### Offense

LE	88	Clyde Conner/
	87	Fred Dugan/
	27	R.C. Owens/
	47	Dicky Moegle
LT	78	John Thomas/
	76	John Gonzaga
LG	77	Bruce Bosley/
	66	John Wittenborn
C	53	Frank Morze/

	52	Karl Rubke
RG	64	Ted Connolly
RT	79	Bob St.Clair
RE	84	Billy Wilson
QB	14	Y.A. Tittle/
	12	John Brodie
LHB	24	J.D. Smith/
	39	Hugh McElhenny
RHB	39	Hugh McElhenny/
	27	R.C. Owens/
	87	Fred Dugan/
	24	J.D. Smith
FB	34	Joe Perry/
	28	C.R. Roberts

### Defense

LE	75	Ed Henke
LT	73	Leo Nomellini
RT	63	Monte Clark/
	74	Henry Schmidt/
	72	Bill Herchman
RE	70	Charlie Krueger
LLB	33	Clancy Osborne/
	52	Karl Rubke
MLB	50	Jerry Tubbs
RLB	55	Matt Hazeltine
LH	80	Jerry Mertens
RH	40	Abe Woodson
LS	25	Dave Baker
RS	44	Eddie Dove

## 1960

### Offense

LE	88	Clyde Conner
LT	78	John Thomas/
	63	Monte Clark
LG	77	Bruce Bosley
C	53	Frank Morze/
	52	Karl Rubke
RG	62	Mike Magac/
	64	Ted Connolly
RT	79	Bob St.Clair/
	76	Len Rohde
RE	85	Monty Stickles/
	87	Dee Mackey
QB	12	John Brodie/
	14	Y.A. Tittle
LHB	39	Hugh McElhenny/
	24	J.D. Smith
RHB	27	R.C. Owens/
	39	Hugh McElhenny
FB	24	J.D. Smith/
	28	C.R. Roberts

### Defense

LE	86	Dan Colchico/
	63	Monte Clark
LT	73	Leo Nomellini/
	74	Henry Schmidt
RT	63	Monte Clark/
	53	Frank Morze
RE	70	Charlie Krueger
LLB	83	Gordon Kelley/
	33	Clancy Osborne
MLB	54	Bob Harrison/
	75	Ed Henke
RLB	55	Matt Hazeltine/
	75	Ed Henke
LH	80	Jerry Mertens

RH	40	Abe Woodson
LS	25	Dave Baker/
	42	Jim Ridlon
RS	44	Eddie Dove

## 1961

### Offense

LE	89	Aaron Thomas (6)/
	88	Clyde Conner (5)
LT	78	John Thomas (14)
LG	77	Bruce Bosley (14)
C	53	Frank Morze (14)
RG	64	Ted Connolly (14)
RT	79	Bob St.Clair (12)/
	76	Len Rohde (2)
RE	85	Monty Stickles (14)
QB	12	John Brodie (14)
LHB	24	J.D. Smith (12)/
	40	Abe Woodson (2)
RHB	27	R.C. Owens (13)
FB	32	C.R. Roberts.(10)

### Defense

LE	86	Dan Colchico (14)
LT	73	Leo Nomellini (14)
RT	63	Monte Clark (8)/
	70	Charlie Krueger (5)
RE	70	Charlie Krueger (9)/
	60	Roland Lakes (5)
LLB	83	Gordon Kelley (14)/
	33	Clancy Osborne (5)
MLB	54	Bob Harrison (10)/
	66	Carlton Kammerer (4)
4RLB	55	Matt Hazeltine (14)
LH	80	Jerry Mertens (10)/
	40	Abe Woodson (4)
RH	40	Abe Woodson (7)/
	37	Jimmy Johnson (7)
LS	25	Dave Baker (14)
RS	44	Eddie Dove (14)

## 1962

### Offense

LE	88	Clyde Conner (9)/
	85	Monty Stickles (5)
LT	60	Roland Lakes (8)/
	78	John Thomas (6)
LG	62	Mike Magac (14)
C	77	Bruce Bosley (9)/
	52	Karl Rubke (5)
RG	64	Ted Connolly (11)/
	72	Leon Donohue (3)
RT	79	Bob St.Clair (7)/
	76	Len Rohde (5)
RE	85	Monty Stickles (9)/
	30	Bernie Casey (5)
QB	12	John Brodie (14)
LHB	17	Billy Kilmer (10)/
	24	J.D. Smith (1)/
	35	Bobby Gaiters (1)/
	33	Jim Vollenweider (1)/
	88	Clyde Conner (1)
RHB	37	Jimmy Johnson (7)/
	30	Bernie Casey (6)
FB	24	J.D. Smith (13)

### Defense

LE	86	Dan Colchico (14)
LT	73	Leo Nomellini (14)
RT	70	Charlie Krueger (13)

RE	74	Clark Miller (11)/
	75	John Mellekus (1)
LLB	54	Ed Pine (12)
MLB	78	John Thomas (7)/
	66	Carlton Kammerer (7)
RLB	55	Matt Hazeltine (14)
LH	80	Jerry Mertens (10)/
	45	Elbert Kimbrough (3)
RH	40	Abe Woodson (14)
LS	45	Elbert Kimbrough (6)/
	42	Jim Ridlon (6)/
	80	Jerry Mertens (2)
RS	44	Eddie Dove (10)/
	29	Dale Messer (4)

## 1963

### Offense

LE	88	Clyde Conner (9)/
	37	Jimmy Johnson (2)/
	30	Bernie Casey (2)
LT	76	Len Rohde (14)
LG	78	John Thomas (12)/
	77	Bruce Bosley (2)
C	77	Bruce Bosley (7)/
	52	Karl Rubke (7)
RG	72	Leon Donohue (14)
RT	79	Bob St.Clair (14)
RE	85	Monty Stickles (8)/
	84	Gary Knafelc (6)
QB	17	Lamar McHan (9)/
	12	John Brodie (3)/
	11	Bobby Waters (2)
LHB	42	Don Lisbon (8)/
	32	Lloyd Winston (3)
RHB	30	Bernie Casey (10)
FB	24	J.D. Smith (13)

### Defense

LE	86	Dan Colchico (14)
LT	70	Charlie Krueger (7)/
	73	Leo Nomellini (6)
RT	60	Roland Lakes (13)
RE	74	Clark Miller (14)
LLB	54	Ed Pine (14)
MLB	53	Mike Dowdle (13)
RLB	55	Matt Hazeltine (13)
LH	39	Kermit Alexander (11)
RH	40	Abe Woodson (13)
LS	45	Elbert Kimbrough (11)
RS	37	Jim Johnson (11)/
	39	Kermit Alexander (3)

## 1964

### Offense

LE	81	Dave Parks (14)
LT	76	Len Rohde (14)
LG	78	John Thomas (14)
C	77	Bruce Bosley (14)
RG	72	Leon Donohue (14)
RT	67	Walter Rock (14)
RE	85	Monty Stickles (14)
QB	12	John Brodie (12)
LHB	30	Bernie Casey (7)/
	42	Don Lisbon (4)/
	17	Billy Kilmer (3)
RHB	30	Bernie Casey (6)/
	43	Dave Kopay (5)/
	42	Don Lisbon (2)
FB	38	Mike Lind (10)/

22	Gary Lewis (3)
----	----------------

### Defense

LE	86	Dan Colchico (11)/
	52	Karl Rubke (3)
LT	70	Charlie Krueger (14)
RT	60	Roland Lakes (14)
RE	74	Clark Miller (12)
LLB	64	Dave Wilcox (9)/
	54	Ed Pine (4)
MLB	53	Mike Dowdle (14)
RLB	55	Matt Hazeltine (14)
LH	37	Jim Johnson (14)
RH	40	Abe Woodson (7)/
	48	Ben Scotti (7)
LS	45	Elbert Kimbrough (13)/
	39	Kermit Alexander (1)
RS	39	Kermit Alexander (12)

## 1965

### Offense

LE	81	Dave Parks (14)
LT	76	Len Rohde (14)
LG	78	John Thomas (14)
C	77	Bruce Bosley (14)
RG	68	Howard Mudd (14)
RT	67	Walter Rock (14)
RE	85	Monty Stickles (14)
QB	12	John Brodie (13)
LHB	44	John David Crow (13)
RHB	30	Bernie Casey (14)
FB	40	Ken Willard (14)

### Defense

LE	52	Karl Rubke (11)
LT	70	Charlie Krueger (14)
RT	60	Roland Lakes (13)
RE	74	Clark Miller (14)
LLB	64	Dave Wilcox (14)
MLB	53	Mike Dowdle (11)/
	50	Ed Beard (3)
RLB	55	Matt Hazeltine (8)/
	58	Jack Chapple (6)
LH	37	Jim Johnson (14)
RH	80	Jerry Mertens (13)/
	39	Kermit Alexander (1)
LS	45	Elbert Kimbrough (14)
RS	39	Kermit Alexander (9)/
	20	George Donnelly (5)

## 1966

### Offense

LE	81	Dave Parks (14)
LT	76	Len Rohde (14)
LG	78	John Thomas (14)
C	77	Bruce Bosley (14)
RG	68	Howard Mudd (14)
RT	67	Walter Rock (14)
RE	85	Monty Stickles (14)
QB	12	John Brodie (13)
HB	44	John David Crow (14)
FB	40	Ken Willard (14)
FL	30	Bernie Casey (13)

### Defense

LE	75	Jim Norton (11)/
	80	Stan Hindman (3)
LT	70	Charlie Krueger (14)
RT	60	Roland Lakes (14))
RE	74	Clark Miller (14)
LLB	64	Dave Wilcox (14)



# SAN FRANCISCO 49ERS

MLB	50	Ed Beard (14)
RLB	55	Matt Hazeltine (12)
LH	37	Jim Johnson (14)
RH	39	Kermit Alexander (14)
LS	45	Elbert Kimbrough (13)
RS	20	George Donnelly (6)/
	27	Alvin Randolph (5))

## 1967

### Offense

LE	81	Dave Parks (9)/
	83	Sonny Randle (5)
LT	76	Len Rohde (14)
LG	66	Elmer Collett (9)/
	78	John Thomas (5)
C	77	Bruce Bosley (14)
RG	68	Howard Mudd (14)
RT	67	Walter Rock (14)
RE	85	Monty Stickles (8)/
	89	Bob Windsor (6)
QB	12	John Brodie (10)/
	11	Steve Spurrier (2)/
	10	George Mira (2)
HB	44	John David Crow (14)
FB	40	Ken Willard (14)
FL	88	Dick Witcher (9)/
	83	Sonny Randle (5)

### Defense

LE	80	Stan Hindman (13)
LT	70	Charlie Krueger (14)
RT	60	Roland Lakes (13)
RE	74	Clark Miller (13)
LLB	64	Dave Wilcox (14)
MLB	50	Ed Beard (14)
RLB	55	Matt Hazeltine (12)
LH	37	Jim Johnson (11)
RH	39	Kermit Alexander (13)
SS	45	Elbert Kimbrough (13)
FS	35	Goose Gonsoulin (7)/
	20	George Donnelly (6)

## 1968

### Offense

LE	88	Dick Witcher (14)
LT	76	Len Rohde (14)
LG	66	Elmer Collett (14)
C	77	Bruce Bosley (14)
RG	68	Howard Mudd (14)
RT	79	Cas Banaszek (14)
RE	44	John David Crow (14)
QB	12	John Brodie (14)
RB	40	Ken Willard (14)
RB	22	Gary Lewis (14)
FL	85	Clifton McNeil (14)

### Defense

LE	80	Stan Hindman (14)
LT	70	Charlie Krueger (14)
RT	60	Roland Lakes (14)
RE	74	Clark Miller (14)
LLB	64	Dave Wilcox (14)
MLB	50	Ed Beard (14)
RLB	55	Matt Hazeltine (14)
LH	37	Jim Johnson (14)
RH	39	Kermit Alexander (14)
SS	27	Alvin Randolph (14)
FS	30	Johnny Fuller (10)/
	32	Mel Phillips (3)

1969		
Offense		
LE	18	Gene Washington (14)
LT	76	Len Rohde (14)
LG	66	Elmer Collett (14)
C	75	Forrest Blue (14)
RG	69	Woody Peoples (14)
RT	79	Cas Banaszek (14)
RE	89	Bob Windsor (14)
QB	11	Steve Spurrier (8)/
	12	John Brodie (6)
RB	40	Ken Willard (13)
RB	42	Doug Cunningham (13)
FL	88	Dick Witcher (7)/
	85	Clifton McNeil (7)

### Defense

LE	80	Stan Hindman (10)/
	74	Earl Edwards (4)
LT	70	Charlie Krueger (14)
RT	60	Roland Lakes (14)
RE	72	Bill Belk (12)
LLB	64	Dave Wilcox (14)
MLB	57	Frank Nunley (10)/
	50	Ed Beard (4)
RLB	52	Skip Vanderbunt (12)
LH	37	Jim Johnson (14)
RH	39	Kermit Alexander (12)
SS	27	Alvin Randolph (11)
FS	32	Mel Phillips (9)/
	25	Roosevelt Taylor (5)

## 1970

### Offense

WR	88	Dick Witcher (10)/
	85	Preston Riley (4)
LT	76	Len Rohde (14)
LG	65	Randy Beisler (12)
C	75	Forrest Blue (14)
RG	69	Woody Peoples (14)
RT	79	Cas Banaszek (12)
TE	89	Bob Windsor (14)
WR	18	Gene Washington (13)
QB	12	John Brodie (14)
RB	40	Ken Willard (14)
RB	42	Doug Cunningham (12)

### Defense

LE	53	Tommy Hart (14)
LT	70	Charlie Krueger (14)
RT	60	Roland Lakes (14)
RE	72	Bill Belk (10)/
	86	Cedrick Hardman (4)
LLB	64	Dave Wilcox (14)
MLB	57	Frank Nunley (14)
RLB	52	Skip Vanderbunt (12)
LCB	37	Jim Johnson (14)
RCB	44	Bruce Taylor (13)
SS	32	Mel Phillips (14)
FS	43	Windlan Hall (14)

## 1971

### Offense

WR	88	Dick Witcher (14)
LT	76	Len Rohde (14)
LG	65	Randy Beisler (14)
C	75	Forrest Blue (14)
RG	69	Woody Peoples (14)
RT	79	Cas Banaszek (14)

TE	82	Ted Kwalick (14)
WR	18	Gene Washington (14)
QB	12	John Brodie (14)
RB	40	Ken Willard (14)
RB	22	Vic Washington (13)
Defense		
LE	53	Tommy Hart (14)
LT	70	Charlie Krueger (10)/
	80	Stan Hindman (4)
RT	74	Earl Edwards (14)
RE	86	Cedrick Hardman (13)
LLB	64	Dave Wilcox (14)
MLB	57	Frank Nunley (14)
RLB	52	Skip Vanderbunt (14)
LCB	37	Jim Johnson (14)
RCB	44	Bruce Taylor (14)
SS	32	Mel Phillips (11)/
	23	Johnny Fuller (3)
FS	25	Roosevelt Taylor (11)

## 1972

### Offense

WR	18	Gene Washington (14)
LT	76	Len Rohde (14)
LG	65	Randy Beisler (14)
C	75	Forrest Blue (14)
RG	69	Woody Peoples (14)
RT	79	Cas Banaszek (13)
TE	82	Ted Kwalick (14)
WR	85	Preston Riley (9)/
	88	Dick Witcher (5)
QB	11	Steve Spurrier (11)/
	12	John Brodie (3)
RB	22	Vic Washington (13)
RB	40	Ken Willard (11)/
	35	Larry Schreiber (3)

### Defense

LE	53	Tommy Hart (14)
LT	70	Charlie Krueger (14)
RT	74	Earl Edwards (12)
RE	86	Cedrick Hardman (12)
LLB	64	Dave Wilcox (14)
MLB	57	Frank Nunley (9)/
	50	Ed Beard (5)
RLB	52	Skip Vanderbunt (14)
LCB	37	Jim Johnson (14)
RCB	44	Bruce Taylor (14)
SS	32	Mel Phillips (14)
FS	38	Mike Simpson (9)/
	23	Johnny Fuller (5)

## 1973

### Offense

WR	46	Dan Abramowicz (11)/
	17	John Isenbarger (3)
LT	76	Len Rohde (14)
LG	67	John Watson (7)/
	65	Randy Beisler (7)
C	75	Forrest Blue (14)
RG	69	Woody Peoples (14)
RT	79	Cas Banaszek (9)/
	67	John Watson (5)
TE	82	Ted Kwalick (14)
WR	18	Gene Washington (13)
QB	12	John Brodie (6)/
	11	Steve Spurrier (5)/
	19	Joe Reed (3)
RB	22	Vic Washington (13)

RB	40	Ken Willard (9)/
	35	Larry Schreiber (4)
Defense		
LE	53	Tommy Hart (14)
LT	70	Charlie Krueger (14)
RT	56	Bob Hoskins (13)
RE	86	Cedrick Hardman (11)/
	72	Bill Belk (3)
LLB	64	Dave Wilcox (14)
MLB	58	Jim Sniadecki (11)/
	57	Frank Nunley (3)
RLB	59	Willie Harper (11)/
	52	Skip Vanderbunt (3)
LCB	37	Jim Johnson (13)
RCB	44	Bruce Taylor (11)/
	49	Ralph McGill (3)
SS	32	Mel Phillips (14)
FS	38	Mike Simpson (7)/
	43	Windlan Hall (5)

## 1974

### Offense

WR	18	Gene Washington (14)
LT	76	Len Rohde (14)
LG	67	John Watson (12)
C	75	Forrest Blue (12)
RG	69	Woody Peoples (9)/
	65	Randy Beisler (2)/
	77	Jean Barrett (2)
RT	79	Cas Banaszek (14)
TE	84	Tom Mitchell (13)
WR	46	Dan Abramowicz (14)
QB	14	Tom Owen (7)/
	19	Joe Reed (4)/
	10	Dennis Morrison (2)/
	16	Norm Snead (1)
RB	40	Wilbur Jackson (12)
RB	35	Larry Schreiber (13)

### Defense

LE	53	Tommy Hart (14)
LT	72	Bill Belk (13)
RT	56	Bob Hoskins (14)
RE	86	Cedrick Hardman (14)
LLB	64	Dave Wilcox (11)/
	52	Skip Vanderbunt (3)
MLB	57	Frank Nunley (13)
RLB	59	Willie Harper (14)
LCB	37	Jim Johnson (13)
RCB	44	Bruce Taylor (8)/
	49	Ralph McGill (6)
SS	32	Mel Phillips (6)/
	43	Windlan Hall (6)
FS	43	Windlan Hall (6)/
	20	Mike Holmes (6)

## 1975

### Offense

WR	18	Gene Washington (14)
LT	67	John Watson (12)
LG	68	Bob Penchion (8)/
	77	Jean Barrett (6)
C	54	Bill Reid (13)
RG	69	Woody Peoples (14)
RT	79	Cas Banaszek (14)
TE	84	Tom Mitchell (12)
WR	88	Terry Beasley (6)/
	20	Mike Holmes (4)/
	22	Bob Hayes (3)

QB	11	Steve Spurrier (7)/
	16	Norm Snead (7)
RB	24	Delvin Williams (12)
RB	35	Larry Schreiber (14)
Defense		
LE	53	Tommy Hart (14)
LT	60	Bill Sandifer (12)
RT	56	Bob Hoskins (14)
RE	86	Cedrick Hardman (14)
LLB	52	Skip Vanderbunt (14)
MLB	57	Frank Nunley (14)
RLB	50	Dave Washington (14)
LCB	37	Jim Johnson (14)
RCB	44	Bruce Taylor (11)
SS	32	Mel Phillips (8)/
	43	Windlan Hall (3)
FS	49	Ralph McGill (9)/
	43	Windlan Hall (5)

## 1976

### Offense

WR	18	Gene Washington (14)
LT	77	Jean Barrett (14)
LG	65	Steve Lawson (13)
C	62	Randy Cross (12)/
	67	John Watson (4)
RG	61	Andy Maurer (8)/
	67	John Watson (6)
RT	79	Cas Banaszek (8)/
	71	Keith Fahnhorst (6)
TE	84	Tom Mitchell (14)
WR	87	Jim Lash (7)/
	81	Willie McGee (6)
QB	16	Jim Plunkett (12)
RB	24	Delvin Williams (14)
RB	40	Wilbur Jackson (14)

### Defense

LE	53	Tommy Hart (14)
LT	74	Jimmy Webb (14)
RT	72	Cleveland Elam (14)
RE	86	Cedrick Hardman (11)
LLB	52	Skip Vanderbunt (14)
MLB	57	Frank Nunley (12)
RLB	50	Dave Washington (14)
LCB	37	Jim Johnson (13)
RCB	44	Bruce Taylor (13)
SS	32	Mel Phillips (13)
FS	49	Ralph McGill (10)/
	23	Bruce Rhodes (3)

## 1977

### Offense

WR	18	Gene Washington (14)
LT	77	Jean Barrett (14)
LG	65	Steve Lawson (13)
C	51	Randy Cross (14)
RG	69	Woody Peoples (14)
RT	71	Keith Fahnhorst (14)
TE	84	Tom Mitchell (13)
WR	83	Kenny Harrison (10)
QB	16	Jim Plunkett (14)
RB	40	Wilbur Jackson (14)
RB	24	Delvin Williams (14)

### Defense

LE	53	Tommy Hart (14)
LT	74	Jimmy Webb (13)
RT	72	Cleveland Elam (14)
RE	86	Cedrick Hardman (14)



# SAN FRANCISCO 49ERS

LLB	52	Skip Vanderbundt (9/
	59	Willie Harper (5)
MLB	55	Bruce Elia (7/
	52	Skip Vanderbundt (5/
	54	Ed Bradley (2)
RLB	50	Dave Washington (10/
	59	Willie Harper (4)
LCB	42	Anthony Leonard (13)
RCB	44	Bruce Taylor (14)
SS	32	Mel Phillips (14)
FS	49	Ralph McGill (13)

## 1978

### Offense

WR	84	Elmo Boyd (7/
	83	Kenny Harrison (6/
	80	Terry LeCount (3)
LT	67	Ron Singleton (8/
	68	John Ayers (8)
LG	65	Ernie Hughes (11/
	68	John Ayers (4)
C	51	Randy Cross (9/
	56	Fred Quillan (7)
RG	62	Walt Downing (14)
RT	71	Keith Fahnhorst (15)
TE	81	Ken MacAfee (13)
WR	88	Freddie Solomon (14)
QB	17	Steve DeBerg (11/
	19	Scott Bull (5)
RB	32	O.J. Simpson (10/
	36	Paul Hofer (6)
RB	33	Greg Boykin (8/
	38	Bob Ferrell (8)

### Defense

LE	78	Archie Reese (12/
	72	Cleveland Elam (4)
LT	74	Jimmy Webb (16)
RT	75	Ed Galigher (15)
RE	86	Cedrick Hardman (16)
LLB	50	Joe Harris (16)
MLB	57	Dan Bunz (16)
RLB	54	Ed Bradley (15)
LCB	42	Anthony Leonard (10/
	49	Vern Roberson (4)
RCB	22	Eddie Lewis (16)
SS	24	Chuck Crist (9/
	26	Bob Jury (7)
FS	49	Vern Roberson (9/
	24	Chuck Crist (6)

## 1979

### Offense

WR	88	Freddie Solomon (8/
	87	Dwight Clark (4)
LT	67	Ron Singleton (15)
LG	68	John Ayers (16)
C	56	Fred Quillan (16)
RG	51	Randy Cross (16)
RT	71	Keith Fahnhorst (16)
TE	81	Ken MacAfee (12)
WR	84	Mike Shumann (14)
QB	17	Steve DeBerg (15)
RB	32	O.J. Simpson (8/
	36	Paul Hofer (7)
RB	40	Wilbur Jackson (15)

### Defense

LE	78	Archie Reese (16)
LT	75	Ted Vincent (15)

RT	74	Jimmy Webb (15)
RE	86	Cedrick Hardman (11/
	76	Dwaine Board (5)
LLB	55	Scott Hilton (6/
	52	Jeff McIntyre (3/
	54	Bob Martin (2/
	50	Ron Shumon (2)
MLB	57	Dan Bunz (12)
RLB	59	Willie Harper (16)
LCB	28	Charles Cornelius (14)
RCB	29	Gerard Williams (14)
SS	30	Tim Gray (15)
FS	27	Tony Dungy (7/
	46	Melvin Morgan (5/
	22	Dwight Hicks (4)

## 1980

### Offense

WR	87	Dwight Clark (12)
LT	67	Ron Singleton (15)
LG	68	John Ayers (16)
C	56	Fred Quillan (16)
RG	51	Randy Cross (16)
RT	71	Keith Fahnhorst (16)
TE	86	Charle Young (15)
WR	88	Freddie Solomon (12/
	89	James Owens (4)
QB	17	Steve DeBerg (9/
	16	Joe Montana (7)
RB	36	Paul Hofer (6/
	47	Don Woods (5/
	35	Nenil Elliott (3)
RB	49	Earl Cooper (16)

### Defense

<i>4 – 3 alignment—</i>		
<i>(Games 1 – 10, 13, 16)</i>		
LE	74	Jimmy Webb (5/
	79	Jim Stuckey (5/
	65	Lawrence Pillers (2)
LT	78	Archie Reese (12)
RT	75	Ted Vincent (10/
	65	Lawrence Pillers (2)
RE	74	Jimmy Webb (6/
	76	Dwaine Board (3/
	65	Lawrence Pillers (2)
LLB	59	Willie Harper (9/
	58	Keena Turner (2)
MLB	55	Scott Hilton (6/
	57	Dan Bunz (6)
RLB	52	Bobby Leopold (12)
LCB	46	Melvin Morgan (5/
	28	Charles Cornelius (5/
	29	Gerard Williams (1/
	26	Ray Rhodes (1)
RCB	44	Charles Johnson (10/
	26	Ray Rhodes (2)
SS	33	Ricky Churchman (11/
	26	Ray Rhodes (1)
FS	22	Dwight Hicks (12)

### Defense

<i>*switched to 3 – 4 alignment—</i>		
<i>(Games 11, 12, 14, 15)</i>		
LE	79	Jim Stuckey (4)
NT	78	Archie Reese (4)
RE	65	Lawrence Pillers (4)
LOLB	59	Willie Harper (2/
	58	Keena Turner (2)
LILB	57	Dan Bunz (4)

RILB	50	Terry Tautolo (3/
	55	Scott Hilton (1)
ROLB	52	Bobby Leopold (3/
	50	Terry Tautolo (1)
LCB	26	Ray Rhodes (3/
	28	Charles Cornelius (1)
RCB	44	Charles Johnson (4)
SS	33	Ricky Churchman (4)
FS	22	Dwight Hicks (4)

## 1981

### Offense

WR	87	Dwight Clark (16)
LT	61	Dan Audick (16)
LG	68	John Ayers (16)
C	56	Fred Quillan (16)
RG	51	Randy Cross (16)
RT	71	Keith Fahnhorst (16)
TE	86	Charle Young (16)
WR	88	Freddie Solomon (15)
QB	16	Joe Montana (16)
RB	32	Ricky Patton (16)
RB	49	Earl Cooper (11/
	38	Johnny Davis (4)

### Defense

<i>3 – 4 alignment—(14 games)</i>		
LE	79	Jim Stuckey (13)
NT	78	Archie Reese (13)
RE	76	Dwaine Board (11)
LOLB	59	Willie Harper (13)
LILB	57	Dan Bunz (8/
	64	Jack Reynolds (4)
RILB	64	Jack Reynolds (9/
	54	Craig Puki (4)
ROLB	58	Keena Turner (13)
LCB	42	Ronnie Lott (13)
RCB	21	Eric Wright (13)
SS	27	Carlton Williamson (13)
FS	22	Dwight Hicks (13)

### Defense

<i>4 – 3 alignment—(Games 10, 16)</i>		
LE	79	Jim Stuckey (3)
LT	78	Archie Reese (3)
RT	65	Lawrence Pillers (2/
	76	Dwaine Board (1)
RE	74	Jimmy Webb (3)
LLB	64	Jack Reynolds (2/
	59	Willie Harper (1)
MLB	54	Craig Puki (1/
	52	Bobby Leopold (1/
	64	Jack Reynolds (1)
RLB	58	Keena Turner (1/
	59	Willie Harper (1/
	52	Bobby Leopold (1)
LCB	42	Ronnie Lott (3)
RCB	21	Eric Wright (3)
SS	27	Carlton Williamson (3)
FS	22	Dwight Hicks (3)

## 1982

### Offense

WR	87	Dwight Clark (8)
LT	78	Lindsey Mason (8)
LG	68	John Ayers (8)
C	56	Fred Quillan (9)
RG	51	Randy Cross (8)
RT	71	Keith Fahnhorst (9)
TE	86	Charle Young (8)

WR	88	Freddie Solomon (6)
QB	16	Joe Montana (8)
RB	25	Jeff Moore (4/
	30	Bill Ring (1)
RB	49	Earl Cooper (5/
	30	Bill Ring (2)

### Defense

LE	79	Jim Stuckey (7/
	65	Lawrence Pillers (2)
NT	67	Pete Kugler (4/
	75	John Harty (4/
	65	Lawrence Pillers (1)
RE	75	John Harty (3/
	65	Lawrence Pillers (2/
	76	Dwaine Board (1/
	79	Jim Stuckey (1/
	67	Pete Kugler (1/
	72	Jeff Stover (1)
LOLB	59	Willie Harper (5/
	53	Milt McColl (2)
LILB	64	Jack Reynolds (8)
RILB	55	Bob Horn (6/
	57	Dan Bunz (2/
	64	Jack Reynolds (1)
ROLB	58	Keena Turner (9)
LCB	42	Ronnie Lott (9)
RCB	21	Eric Wright (7)
SS	27	Carlton Williamson (8)
FS	22	Dwight Hicks (9)

## 1983

### Offense

WR	87	Dwight Clark (12)
LT	77	Bubba Paris (16)
LG	68	John Ayers (16)
C	56	Fred Quillan (15)
RG	51	Randy Cross (15)
RT	71	Keith Fahnhorst (16)
TE	81	Russ Francis (14)
WR	88	Freddie Solomon (11)
QB	16	Joe Montana (16)
RB	26	Wendell Tyler (15)
RB	33	Roger Craig (12/
	30	Bill Ring (4)

### Defense

LE	65	Lawrence Pillers (13)
NT	67	Pete Kugler (16)
RE	76	Dwaine Board (13)
LOLB	59	Willie Harper (16)
LILB	50	Riki Ellison (14)
RILB	64	Jack Reynolds (13)
ROLB	58	Keena Turner (14)
LCB	42	Ronnie Lott (12)
RCB	21	Eric Wright (15)
SS	27	Carlton Williamson (8/
	24	Rick Gervais (5/
	45	Bobby Leopold (2)
FS	22	Dwight Hicks (15)

## 1984

### Offense

WR	87	Dwight Clark (15)
LT	77	Bubba Paris (15)
LG	68	John Ayers (16)
C	56	Fred Quillan (16)
RG	51	Randy Cross (16)
RT	71	Keith Fahnhorst (15)
TE	89	Earl Cooper (8/

	81	Russ Francis (7)
WR	88	Freddie Solomon (13)
QB	16	Joe Montana (15)
RB	26	Wendell Tyler (15)
RB	33	Roger Craig (16)

### Defense

LE	79	Jim Stuckey (7/
	65	Lawrence Pillers (7)
NT	78	Manu Tuiaosopo (16)
RE	76	Dwaine Board (16)
LOLB	57	Dan Bunz (16)
LILB	50	Riki Ellison (16)
RILB	64	Jack Reynolds (14)
ROLB	58	Keena Turner (16)
LCB	42	Ronnie Lott (8/
	29	Mario Clark (6/
	22	Dwight Hicks (1/
	49	Jeff Fuller (1)
RCB	21	Eric Wright (14/
	42	Ronnie Lott (2)
SS	27	Carlton Williamson (15)
FS	22	Dwight Hicks (15/
	42	Ronnie Lott (1)

## 1985

### Offense

WR	87	Dwight Clark (14)
LT	77	Bubba Paris (16)
LG	68	John Ayers (16)
C	56	Fred Quillan (16)
RG	51	Randy Cross (14/
RT	71	Keith Fahnhorst (16)
TE	81	Russ Francis (15)
WR	88	Freddie Solomon (12/
	80	Jerry Rice (4)
QB	16	Joe Montana (15)
RB	26	Wendell Tyler (13)
RB	33	Roger Craig (15)

### Defense

LE	72	Jeff Stover (11/
	75	John Harty (4)
NT	95	Michael Carter (9/
	78	Manu Tuiaosopo (7)
RE	76	Dwaine Board (16)
LOLB	90	Todd Shell (12/
	53	Milt McColl (4)
LILB	50	Riki Ellison (16)
RILB	99	Michael Walter (13)
ROLB	58	Keena Turner (16)
LCB	42	Ronnie Lott (10/
	22	Dwight Hicks (6)
RCB	21	Eric Wright (16)
SS	27	Carlton Williamson (16)
FS	22	Dwight Hicks (10/
	42	Ronnie Lott (6)

## 1986

### Offense

WR	87	Dwight Clark (14)
LT	77	Bubba Paris (9/
	69	Bruce Collie (7)
LG	68	John Ayers (14)
C	56	Fred Quillan (16)
RG	51	Randy Cross (16)
RT	71	Keith Fahnhorst (16)
TE	81	Russ Francis (14)
WR	80	Jerry Rice (15)
QB	16	Joe Montana (8/

## 2015 SEASON

## MEDIA GUIDE

# SAN FRANCISCO 49ERS

9	Jeff Kemp (6)
RB 28	Joe Cribbs (10)
RB 33	Roger Craig (15)
<b>Defense</b>	
LE 72	Jeff Stover (6)/
75	John Hartly (5)/
78	Manu Tuiaosopo (3)/
76	Dwaine Board (2)
NT 95	Michael Carter (13)/
78	Manu Tuiaosopo (3)
RE 76	Dwaine Board (12)
LOLB 53	Milt McColl (16)
LILB 50	Riki Ellison (16)
RILB 55	Jim Fahnhorst (15)
ROLB 58	Keena Turner (16)
LCB 22	Tim McKyer (16)
RCB 29	Don Griffin (15)
SS 27	Carlton Williamson (16)
FS 42	Ronnie Lott (14)

## 1987

<b>Offense</b>	
WR 85	Michael Wilson (8)/
87	Dwight Clark (3)/
82	John Taylor (2)
LT 77	Bubba Paris (10)
LG 61	Jesse Sapolu (9)/
62	Guy McIntyre (3)
C 51	Randy Cross (8)/
56	Fred Quillan (4)
RG 69	Bruce Collie (8)/
51	Randy Cross (4)
RT 79	Harris Barton (9)/
71	Keith Fahnhorst (3)
TE 81	Russ Francis (7)/
86	John Frank (5)
WR 80	Jerry Rice (11)
QB 16	Joe Montana (11)
RB 33	Roger Craig (9)/
28	Joe Cribbs (3)
RB 44	Tom Rathman (7)/
33	Roger Craig (5)

## Defense

LE 67	Pete Kugler (7)/
72	Jeff Stover (5)
NT 95	Michael Carter (12)
RE 76	Dwaine Board (10)
LOLB 53	Milt McColl (11)
LILB 50	Riki Ellison (12)
RILB 99	Michael Walter (12)
ROLB 58	Keena Turner (10)/
90	Todd Shell (2)
LCB 22	Tim McKyer (10)/
29	Don Griffin (2)
RCB 29	Don Griffin (10)
SS 49	Jeff Fuller (10)
FS 42	Ronnie Lott (12)

## 1988

## Offense

WR 85	Michael Wilson (10)/
81	Wes Chandler (4)/
82	John Taylor (2)
LT 74	Steve Wallace (16)
LG 61	Jesse Sapolu (16)
C 51	Randy Cross (16)
RG 62	Guy McIntyre (12)/
69	Bruce Collie (4)

RT 79	Harris Barton (15)
TE 89	Ron Heller (9)/
86	John Frank (6)
WR 80	Jerry Rice (16)
QB 16	Joe Montana (13)
RB 33	Roger Craig (15)
RB 44	Tom Rathman (16)

## Defense

### 3-4 alignment

LE 91	Larry Roberts (14)
NT 95	Michael Carter (14)
RE 75	Kevin Fagan (13)
LOLB 94	Charles Haley (14)
LILB 50	Riki Ellison (12)
RILB 99	Michael Walter (14)
ROLB 58	Keena Turner (7)/
53	Bill Romanowski (7)
LCB 22	Tim McKyer (14)
RCB 21	Eric Wright (9)/
29	Don Griffin (5)
SS 49	Jeff Fuller (14)
FS 42	Ronnie Lott (12)

## Defense

### 4-3 alignment—(Games 4, 14)

LE 91	Larry Roberts (2)
LT 95	Michael Carter (2)
RT 92	Kevin Lilly (1)/
67	Pete Kugler (1)
RE 96	Daniel Stubbs (1)/
75	Kevin Fagan (1)
ILB 58	Keena Turner (1)/
55	Jim Fahnhorst (1)
ILB 50	Riki Ellison (1)/
99	Michael Walter (1)
RLB 99	Michael Walter (1)/
53	Bill Romanowski (1)
LCB 22	Tim McKyer (2)
RCB 29	Don Griffin (1)/
21	Eric Wright (1)
SS 49	Jeff Fuller (2)
FS 46	Tom Holmoe (2)

## 1989

## Offense

WR 82	John Taylor (15)/
85	Michael Wilson (1)
LT 77	Bubba Paris (16)
LG 62	Guy McIntyre (14)
C 61	Jesse Sapolu (16)
RG 69	Bruce Collie (14)
RT 79	Harris Barton (15)
TE 84	Brent Jones (16)
WR 80	Jerry Rice (16)
QB 16	Joe Montana (13)
RB 33	Roger Craig (16)
RB 44	Tom Rathman (16)

## Defense

LE 78	Pierce Holt (10)/
91	Larry Roberts (5)/
NT 95	Michael Carter (8)/
67	Pete Kugler (5)
RE 75	Kevin Fagan (15)
LOLB 94	Charles Haley (16)
LILB 54	Matt Millen (9)/
55	Jim Fahnhorst (7)
RILB 99	Michael Walter (16)
ROLB 58	Keena Turner (12)/
53	Bill Romanowski (4)

LCB 26	Darryl Pollard (14)
RCB 29	Don Griffin (16)
SS 31	Chet Brooks (16)
FS 42	Ronnie Lott (9)/
49	Jeff Fuller (5)

## 1990

## Offense

WR 82	John Taylor (14)
LT 77	Bubba Paris (16)
LG 62	Guy McIntyre (16)
C 61	Jesse Sapolu (16)
RG 79	Harris Barton (16)
RT 74	Steve Wallace (16)
TE 84	Brent Jones (16)
WR 80	Jerry Rice (16)
QB 16	Joe Montana (15)
RB 33	Roger Craig (12)/
35	Dexter Carter (4)
RB 44	Tom Rathman (16)

## Defense

LE 78	Pierce Holt (16)
NT 95	Michael Carter (13)/
64	Jim Burt (3)
RE 75	Kevin Fagan (16)
LOLB 94	Charles Haley (16)
LILB 54	Matt Millen (16)
RILB 59	Keith DeLong (13)/
99	Michael Walter (3)
ROLB 53	Bill Romanowski (16)
LCB 26	Darryl Pollard (16)
RCB 29	Don Griffin (16)
SS 31	Chet Brooks (8)/
43	Dave Waymer (5)/
40	Johnnie Jackson (3)
FS 42	Ronnie Lott (9)/
43	Dave Waymer (6)

## 1991

## Offense

WR 82	John Taylor (16)
LT 74	Steve Wallace (16)
LG 62	Guy McIntyre (16)
C 61	Jesse Sapolu (16)
RG 67	Roy Foster (16)
RT 79	Harris Barton (16)
TE 84	Brent Jones (9)/
81	Jamie Williams (7)
WR 80	Jerry Rice (16)
QB 8	Steve Young (10)/
13	Steve Bono (6)
RB 35	Dexter Carter (12)/
30	Keith Henderson (4)
RB 44	Tom Rathman (16)

## Defense

LE 78	Pierce Holt (11)/
96	Dennis Brown (4)
NT 95	Michael Carter (13)
RE 91	Larry Roberts (9)/
75	Kevin Fagan (7)
LOLB 94	Charles Haley (14)
LILB 59	Keith DeLong (13)
RILB 99	Michael Walter (11)/
90	Darin Jordan (3)
ROLB 53	Bill Romanowski (14)
LCB 36	Merton Hanks (7)/
27	Mark Lee (4)/
45	Kevin Lewis (3)/

25	Eric Davis (2)
RCB 29	Don Griffin (16)
SS 43	Dave Waymer (15)
FS 22	Todd Bowles (14)

## 1992

## Offense

WR 82	John Taylor (8)/
88	Mike Sherrard (8)
LT 74	Steve Wallace (16)
LG 62	Guy McIntyre (16)
C 61	Jesse Sapolu (16)
RG 67	Roy Foster (16)
RT 79	Harris Barton (14)
TE 84	Brent Jones (15)
WR 80	Jerry Rice (16)
QB 8	Steve Young (16)
RB 32	Ricky Watters (13)
RB 44	Tom Rathman (15)

## Defense

LE 78	Pierce Holt (15)
NT 95	Michael Carter (11)/
97	Ted Washington (4)
RE 75	Kevin Fagan (11)/
96	Dennis Brown (3)/
97	Ted Washington (2)
LOLB 92	Tim Harris (14)
LILB 59	Keith DeLong (9)/
53	Bill Romanowski (3)/
99	Michael Walter (2)
RILB 99	Michael Walter (11)/
53	Bill Romanowski (2)
ROLB 53	Bill Romanowski (11)
LCB 25	Eric Davis (16)
RCB 29	Don Griffin (16)
SS 41	David Whitmore (11)/
31	Thane Gash (3)/
36	Merton Hanks (2)
FS 28	Dana Hall (15)/
40	Johnnie Jackson (1)

## 1993

## Offense

WR 82	John Taylor (16)
LT 74	Steve Wallace (15)
LG 62	Guy McIntyre (16)
C 61	Jesse Sapolu (16)
RG 64	Ralph Tamm (16)
RT 79	Harris Barton (15)
TE 84	Brent Jones (16)
WR 80	Jerry Rice (16)
QB 8	Steve Young (16)
RB 32	Ricky Watters (13)
RB 43	Marc Logan (11)/
44	Tom Rathman (4)

## Defense

3-4 alignment—(Games 1-5, 12)	
LE 96	Dennis Brown (5)
NT 94	Dana Stubblefield (4)/
97	Ted Washington (2)
RE 97	Ted Washington (2)/
96	Dennis Brown* (1)/
95	Artie Smith (2)/
75	Kevin Fagan (1)
LOLB 58	Todd Kelly (5)/
72	Mark Thomas (1)
LILB 59	Keith DeLong (2)/
99	Mike Walter (3)/

36	Merton Hanks* (1)
RILB 53	Bill Romanowski (6)
ROLB 55	John Johnson (4)/
98	Antonio Goss (1)/
LCB 25	Eric Davis (6)
RCB 29	Don Griffin (4)/
26	Mike McGruder (2)
SS 46	Tim McDonald (6)
FS 28	Dana Hall (3)/
36	Merton Hanks (3)

### 18-Oct-changed to 4-3 alignment—(Games 6-11, 13-16)

LE 96	Dennis Brown (8)/
95	Artie Smith (1)/
92	Troy Wilson (1)
LT 94	Dana Stubblefield (9)/
97	Ted Washington (1)
RT 97	Ted Washington (7)/
96	Dennis Brown (2)/
95	Artie Smith (1)
RE 75	Kevin Fagan (6)/
95	Artie Smith (3)/
92	Troy Wilson (1)
LLB 55	John Johnson (4)/
53	Bill Romanowski (4)/
99	Mike Walter (1)/
59	Keith DeLong (1)
MLB 99	Mike Walter (6)/
53	Bill Romanowski (2)/
52	Larry Kelm (1)/
RLB 53	Bill Romanowski (5)/
55	John Johnson (3)/
LCB 25	Eric Davis (10)
RCB 29	Don Griffin (8)/
36	Merton Hanks (2)
SS 46	Tim McDonald (10)
FS 36	Merton Hanks (8)/
28	Dana Hall (2)

## 1994

## Offense

WR 82	John Taylor (15)/
88	Nate Singleton (1)
LT 74	Steve Wallace (16)
LG 61	Jesse Sapolu (13)
C 66	Bart Oates (15)
RG 63	Derrick Deese (15)
RT 79	Harris Barton (9)/
65	Harry Boatwain (4)/
75	Frank Pollack (3)
TE 84	Brent Jones (15)
WR 80	Jerry Rice (16)
QB 8	Steve Young (16)
RB 32	Ricky Watters (16)
RB 40	William Floyd (11)/
43	Marc Logan (5)

## Defense

LE 96	Dennis Brown (14)
LT 97	Bryant Young (16)
RT 94	Dana Stubblefield (14)
RE 57	Rickey Jackson (14)
LILB 54	Lee Woodall (13)
RILB 50	Gary Plummer (16)
ROLB 51	Ken Norton, Jr. (16)
LCB 25	Eric Davis (16)
RCB 21	Deion Sanders (12)/
36	Merton Hanks (4)
SS 46	Tim McDonald (16)

# SAN FRANCISCO 49ERS

FS 36 Merton Hanks (11)/  
28 Dana Hall (5)

## 1995

### Offense

WR 82 John Taylor (12)/  
LT 74 Steve Wallace (12)/  
76 Kirk Scrafford (4)  
LG 61 Jesse Sapolu (14)/  
76 Kirk Scrafford (2)  
C 66 Bart Oates (14)/  
61 Jesse Sapolu (2)  
RG 69 Rod Milstead (12)  
RT 79 Harris Barton (12)/  
76 Kirk Scrafford (4)  
TE 84 Brent Jones (16)  
WR 80 Jerry Rice (16)  
QB 8 Steve Young (11)/  
18 Elvis Grbac (5)  
RB 20 Derek Loville (16)  
RB 40 William Floyd (8)/  
27 Adam Walker (7)/

### Defense

LE 96 Dennis Brown (16)  
LT 97 Bryant Young (12)  
RT 94 Dana Stubblefield (16)  
RE 57 Rickey Jackson (16)  
LILB 54 Lee Woodall (16)  
RILB 51 Ken Norton, Jr. (16)  
ROLB 50 Gary Plummer (14)  
LCB 25 Eric Davis (15)  
RCB 23 Marquez Pope (16)  
SS 46 Tim McDonald (16)  
FS 36 Merton Hanks (16)

## 1996

### Offense

WR 81 Terrell Owens (10)/  
83 J.J. Stokes (6)  
LT 74 Steve Wallace (16)  
LG 65 Ray Brown (16)  
C 61 Jesse Sapolu (16)  
RG 67 Chris Dalman (16)  
RT 79 Harris Barton (13)/  
75 Frank Pollack (2)/  
TE 84 Brent Jones (10)/  
85 Ted Popson (6)  
WR 80 Jerry Rice (16)  
QB 8 Steve Young (13)/  
18 Elvis Grbac (3)  
RB 41 Terry Kirby (9)/  
20 Derek Loville (7)  
RB 40 William Floyd (9)/  
44 Tommy Vardell (6)/  
29 Anthony Lynn (1)

### Defense

LE 92 Roy Barker (16)  
LT 97 Bryant Young (16)  
RT 94 Dana Stubblefield (16)  
RE 56 Chris Doleman (16)  
LILB 54 Lee Woodall (14)/  
51 Ken Norton, Jr. (2)  
RILB 51 Ken Norton, Jr. (13)/  
ROLB 50 Gary Plummer (10)/  
55 Kevin Mitchell (3)/  
LCB 22 Tyrone Drakeford (16)  
RCB 23 Marquez Pope (16)  
SS 46 Tim McDonald (16)

FS 36 Merton Hanks (16)

## 1997

### Offense

WR 83 J.J. Stokes (16)  
LT 63 Derrick Deese (13)  
LG 65 Ray Brown (16)  
C 67 Chris Dalman (13)  
RG 66 Kevin Gogan (16)  
RT 76 Kirk Scrafford (16)  
TE 84 Brent Jones (12)/  
85 Greg Clark (4)  
WR 81 Terrell Owens (15)/  
80 Jerry Rice (1)  
QB 8 Steve Young (15)  
RB 20 Garrison Hearst (13)/  
41 Terry Kirby (3)  
RB 40 William Floyd (15)

### Defense

LE 92 Roy Barker (14)  
LT 97 Bryant Young (11)/  
90 Junior Bryant (4)  
RT 94 Dana Stubblefield (16)  
RE 56 Chris Doleman (16)  
LILB 54 Lee Woodall (16)  
RILB 50 Gary Plummer (16)  
ROLB 51 Ken Norton, Jr. (16)  
LCB 26 Rod Woodson (14)  
RCB 38 Darnell Walker (11)/  
23 Marquez Pope (5)  
SS 46 Tim McDonald (15)  
FS 36 Merton Hanks (16)

## 1998

### Offense

WR 83 J.J. Stokes (12)/  
81 Terrell Owens (4)  
LT 63 Derrick Deese (8)/  
72 Jamie Brown (5)/  
74 Dave Fiore (3)  
LG 65 Ray Brown (16)  
C 67 Chris Dalman (15)  
RG 66 Kevin Gogan (16)  
RT 63 Derrick Deese (8)/  
76 Kirk Scrafford (8)  
TE 85 Greg Clark (9)/  
82 Irv Smith (7)  
WR 80 Jerry Rice (16)  
QB 8 Steve Young (15)  
RB 20 Garrison Hearst (16)  
RB 44 Marc Edwards (12)

### Defense

LE 92 Roy Barker (16)  
LT 97 Bryant Young (12)/  
98 Gabe Wilkins (4)  
RT 90 Junior Bryant (16)  
RE 56 Chris Doleman (16)  
LILB 54 Lee Woodall (15)  
RILB 55 Winfred Tubbs (15)  
ROLB 51 Ken Norton, Jr. (16)  
LCB 38 Darnell Walker (10)/  
43 Antonio Langham (6)  
RCB 21 R.W. McQuarters (7)/  
38 Darnell Walker (6)/  
23 Marquez Pope (3)  
SS 46 Tim McDonald (16)  
FS 36 Merton Hanks (16)

## 1999

### Offense

WR 81 Terrell Owens (12)/  
83 J.J. Stokes (4)  
LT 74 Dave Fiore (16)  
LG 65 Ray Brown (16)  
C 67 Chris Dalman (15)  
RG 62 Jeremy Newberry (14)/  
63 Derrick Deese (2)  
RT 63 Derrick Deese (14)/  
62 Jeremy Newberry (2)  
TE 85 Greg Clark (11)  
WR 80 Jerry Rice (16)  
QB 5 Jeff Garcia (10)/  
18 Steve Stenstrom (3)/  
8 Steve Young (3)  
RB 25 Charlie Garner (15)  
RB 40 Fred Beasley (11)/  
44 Tommy Vardell (4)

### Defense

LE 96 Jeff Posey (6)/  
90 Junior Bryant (5)/  
95 Marvin Washington (5)  
LT 97 Bryant Young (16)  
RT 90 Junior Bryant (11)/  
99 Brentson Buckner (5)  
RE 98 Gabe Wilkins (15)  
LILB 54 Lee Woodall (16)  
RILB 55 Winfred Tubbs (15)  
ROLB 51 Ken Norton, Jr. (16)  
LCB 38 Darnell Walker (8)/  
21 R.W. McQuarters (4)  
RCB 35 Ramos McDonald (7)/  
29 Mark McMillian (6)  
SS 46 Tim McDonald (16)  
FS 30 Lance Schulters (13)

## 2000

### Offense

WR 81 Terrell Owens (13)  
LT 63 Derrick Deese (13)  
LG 65 Ray Brown (16)  
C 62 Jeremy Newberry (16)  
RG 74 Dave Fiore (15)  
RT 78 Scott Gragg (16)  
TE 85 Greg Clark (15)  
WR 80 Jerry Rice (16)  
QB 5 Jeff Garcia (16)  
RB 25 Charlie Garner (15)  
FB 40 Fred Beasley (15)

### Defense

LE 94 Anthony Pleasant (16)  
LT 97 Bryant Young (15)  
RT 99 Brentson Buckner (16)  
RE 95 John Engelberger (13)/  
90 Junior Bryant (3)  
LOLB 96 Jeff Posey (9)/  
98 Julian Peterson (7)  
LILB 51 Ken Norton, Jr. (15)  
RILB 55 Winfred Tubbs (14)/  
LCB 29 Ahmed Plummer (14)  
RCB 36 Jason Webster (11)  
SS 30 Lance Schulters (8)/  
28 John Keith (3)/  
38 Ronnie Heard (3)  
FS 23 Pierson Prioleau (5)/  
31 Zack Bronson (6)

30 Lance Schulters (4)

## 2001

### Offense

WR 81 Terrell Owens (16)  
LT 63 Derrick Deese (16)  
LG 65 Ray Brown (16)  
C 62 Jeremy Newberry (15)  
RG 74 Dave Fiore (16)  
RT 78 Scott Gragg (16)  
TE 82 Eric Johnson (14)  
WR 83 J.J. Stokes (16)  
QB 5 Jeff Garcia (16)  
RB 20 Garrison Hearst (16)  
FB 40 Fred Beasley (12)

### Defense

LE 96 Andre Carter (15)  
LT 97 Bryant Young (16)  
RT 94 Dana Stubblefield (16)  
RE 95 John Engelberger (14)  
LOLB 98 Julian Peterson (14)  
LILB 50 Derek Smith (14)  
RILB 53 Jeff Ulbrich (14)  
LCB 29 Ahmed Plummer (15)  
RCB 36 Jason Webster (16)  
SS 30 Lance Schulters (16)  
FS 31 Zack Bronson (16)

## 2002

### Offense

WR 81 Terrell Owens (14)  
LT 63 Derrick Deese (14)  
LG 66 Eric Heitmann (12)/  
74 Dave Fiore (3)  
C 62 Jeremy Newberry (16)  
RG 65 Ron Stone (15)  
RT 78 Scott Gragg (16)  
TE 82 Eric Johnson (10)/  
88 Justin Swift (4)  
WR 89 Tai Streets (14)/  
83 J.J. Stokes (8)  
QB 5 Jeff Garcia (16)  
RB 20 Garrison Hearst (16)  
FB 40 Fred Beasley (14)

### Defense

LE 96 Andre Carter (16)  
LT 97 Bryant Young (16)  
RT 94 Dana Stubblefield (15)  
RE 91 Chike Okeafor (16)  
LOLB 98 Julian Peterson (16)  
LILB 50 Derek Smith (16)  
RILB 53 Jeff Ulbrich (13)/  
55 Jamie Winborn (3)  
LCB 29 Ahmed Plummer (15)  
RCB 36 Jason Webster (16)  
SS 33 Tony Parrish (11)  
FS 38 Ronnie Heard (6)/  
31 Zack Bronson (5)/  
33 Tony Parrish (5)

## 2003

### Offense

WR 81 Terrell Owens (15)  
LT 63 Derrick Deese (11)/  
77 Kwame Harris (5)  
LG 66 Eric Heitmann (8)/  
69 Kyle Kosier (7)  
C 62 Jeremy Newberry (16)

RG 65 Ron Stone (13)/  
69 Kyle Kosier (2)  
RT 78 Scott Gragg (14)/  
69 Kyle Kosier (2)  
TE 88 Jed Weaver (15)  
WR 89 Tai Streets (16)  
QB 5 Jeff Garcia (13)/  
13 Tim Rattay (3)  
RB 20 Garrison Hearst (12)/  
32 Kevan Barlow (4)  
FB 40 Fred Beasley (11)

### Defense

LE 95 John Engelberger (15)  
LT 97 Bryant Young (16)  
RT 90 Travis Kirschke (15)  
RE 96 Andre Carter (16)  
LOLB 98 Julian Peterson (16)  
LILB 50 Derek Smith (16)  
RILB 53 Jeff Ulbrich (15)  
LCB 29 Ahmed Plummer (14)  
RCB 24 Mike Rumph (13)  
SS 33 Tony Parrish (16)  
FS 31 Zack Bronson (12)

## 2004

### Offense

WR 84 Cedrick Wilson (15)  
LT 69 Kyle Kosier (9)/  
77 Kwame Harris (7)  
LG 66 Eric Heitmann (16)  
C 52 Brock Gutierrez (15)  
RG 65 Justin Smiley (9)/  
69 Kyle Kosier (7)  
RT 78 Scott Gragg (16)  
TE 82 Eric Johnson (14)  
WR 85 Brandon Lloyd (13)  
QB 13 Tim Rattay (9)/  
7 Ken Dorsey (7)  
RB 32 Kevin Barlow (14)  
FB 40 Fred Beasley (10)

### Defense

LE 95 John Engelberger (15)  
LT 91 Anthony Adams (12)  
RT 97 Bryant Young (16)  
RE 96 Andre Carter (6)/  
94 Brandon Whiting (5)/  
92 Tony Brown (4)  
LOLB 53 Jeff Ulbrich (14)  
LILB 50 Derek Smith (14)  
RILB 55 Jamie Winborn (10)  
LCB 29 Ahmed Plummer (6)/  
23 Jimmy Williams (6)  
RCB 36 Shawntae Spencer (12)  
SS 33 Tony Parrish (16)  
FS 38 Ronnie Heard (14)

## 2005

### Offense

WR 83 Arnaz Battle (8)/  
84 Johnnie Morton (7)/  
LT 68 Adam Snyder (7)/  
67 Anthony Clement (6)/  
75 Jonas Jennings (3)  
LG 65 Justin Smiley (16)  
C 52 Jeremy Newberry (10)/  
66 Eric Heitmann (6)  
RG 66 Eric Heitmann (10)/  
64 David Baas (5)



# SAN FRANCISCO 49ERS

RT	77	Kwame Harris (16)
TE	49	Terry Jones (5)/
	47	Billy Bajema (5)
WR	85	Brandon Lloyd (15)
QB	11	Alex Smith (7)/
	13	Tim Rattay (4)
RB	32	Kevin Barlow (12)
FB	40	Fred Beasley (7)

## Defense

LE	97	Bryant Young (13)
NT	91	Anthony Adams (15)
RE	94	Marques Douglas (15)
LILB	98	Julian Peterson (15)
LILB	56	Brandon Moore (8)/
	50	Derek Smith (5)
RILB	50	Derek Smith (11)/
	53	Jeff Ulbrich (5)
ROLB	96	Andre Carter (13)
LCB	26	Bruce Thornton (11)
RCB	36	Shawntae Spencer (14)
SS	33	Tony Parrish (9)/
	38	Ben Emanuel (7)
FS	20	Mike Adams (9)

## 2006

### Offense

WR	83	Arnaz Battle (15)
LT	75	Jonas Jennings (13)
LG	71	Larry Allen (11)
C	66	Eric Heitmann (14)
RG	65	Justin Smiley (16)
RT	77	Kwame Harris (16)
TE	85	Vernon Davis (8)/
	47	Billy Bajema (6)
WR	81	Antonio Bryant (11)
QB	11	Alex Smith (16)
RB	21	Frank Gore (16)
FB	40	Moran Norris (7)

### Defense

LE	97	Bryant Young (16)
DT	93	Ron Fields (9)
DT	91	Anthony Adams (5)
DE	94	Marques Douglas (16)
RE	96	Melvin Oliver (14)
LB	56	Brandon Moore (11)
LB	50	Derek Smith (12)
LB	99	Manny Lawson (11)
LCB	36	Shawntae Spencer (13)
RCB	27	Walt Harris (15)
SS	26	Mark Roman (11)/
	33	Tony Parrish (5)
FS	28	Keith Lewis (9)/
	20	Mike Adams (8)

## 2007

### Offense

WR	83	Arnaz Battle (15)
LT	68	Adam Snyder (11)/
	75	Jonas Jennings (5)
LG	71	Larry Allen (16)
C	66	Eric Heitmann (16)
RG	65	Justin Smiley (8)/
	64	David Baas (8)
RT	74	Joe Staley (16)
TE	85	Vernon Davis (14)

WR	82	Darrell Jackson (15)
QB	11	Alex Smith (7)/
	12	Trent Dilfer (6)
RB	21	Frank Gore (15)
FB	40	Moran Norris (5)

### Defense

LE	97	Bryant Young (15)
DT	92	Aubrayo Franklin (13)/
	90	Isaac Sopoaga (3)
DE	94	Marques Douglas (16)
LILB	98	Parys Haralson (11)
LILB	50	Derek Smith (14)
RILB	52	Patrick Willis (16)
ROLB	95	Tully Banta-Cain (10)
LCB	22	Nate Clements (16)
RCB	27	Walt Harris (15)
SS	32	Michael Lewis (16)
FS	26	Mark Roman (16)

## 2008

### Offense

WR	82	Bryant Johnson (12)
LT	74	Joe Staley (16)
LG	68	Adam Snyder (7)/
	64	David Baas (9)
C	66	Eric Heitmann (16)
RG	69	Tony Wragge (10)/
	62	Chilo Rachal (6)
RT	65	Barry Sims (8)/
	68	Adam Snyder (6)/
	75	Jonas Jennings (2)
TE	85	Vernon Davis (16)
WR	88	Isaac Bruce (15)
QB	13	Shaun Hill (8)/
	14	J.T. O'Sullivan (8)
RB	21	Frank Gore (15)

### Defense

LE	91	Ray McDonald (8)
NT	92	Aubrayo Franklin (15)
DT	90	Isaac Sopoaga (15)
DE	94	Justin Smith (16)
OLB	98	Parys Haralson (10)
LILB	51	Takeo Spikes (13)/
	53	Jeff Ulbrich (3)
RILB	52	Patrick Willis (16)
OLB	99	Manny Lawson (10)
LCB	22	Nate Clements (15)
RCB	27	Walt Harris (16)
SS	32	Michael Lewis (16)
FS	26	Mark Roman (16)

## 2009

### Offense

WR	84	Josh Morgan (15)
LT	74	Joe Staley (9)
	65	Barry Sims (7)
LG	64	David Baas (16)
C	66	Eric Heitmann (16)
RG	62	Chilo Rachal (15)
RT	68	Adam Snyder (15)
TE	85	Vernon Davis (16)
	46	Delanie Walker (8)
WR	15	Michael Crabtree (11)
	88	Isaac Bruce (7)
QB	11	Alex Smith (10)

	13	Shaun Hill (6)
RB	21	Frank Gore (14)
	29	Glen Coffee (2)
FB	44	Moran Norris (7)

### Defense

DT	90	Isaac Sopoaga (16)
NT	92	Aubrayo Franklin (16)
DT	94	Justin Smith (16)
SAM	99	Manny Lawson (16)
TED	51	Takeo Spikes (15)
MIKE	52	Patrick Willis (16)
WILL	98	Parys Haralson (16)
LCB	22	Nate Clements (6)
	31	Dre' Bly (6)
	25	Tarell Brown (4)
RCB	36	Shawntae Spencer (16)
SS	32	Michael Lewis (15)
FS	38	Dashon Goldson (16)

## 2010

### Offense

WR	84	Josh Morgan (11)
LT	74	Joe Staley (9)
	65	Barry Sims (7)
LG	77	Mike Iupati (16)
C	64	David Baas (16)
RG	62	Chilo Rachal (14)
	68	Adam Snyder (2)
RT	76	Anthony Davis (16)
TE	85	Vernon Davis (16)
	46	Delanie Walker (8)
	82	Nate Byham (3)
WR	15	Michael Crabtree (15)
QB	11	Alex Smith (10)
	1	Troy Smith (6)
RB	21	Frank Gore (11)
	20	Brian Westbrook (5)
FB	44	Moran Norris (11)

### Defense

DT	90	Isaac Sopoaga (16)
NT	92	Aubrayo Franklin (16)
DT	94	Justin Smith (16)
SAM	99	Manny Lawson (16)
TED	51	Takeo Spikes (16)
MIKE	52	Patrick Willis (15)
WILL	98	Parys Haralson (15)
	55	Ahmad Brooks (1)
LCB	36	Shawntae Spencer (16)
RCB	22	Nate Clements (16)
SS	30	Reggie Smith (7)
	23	Taylor Mays (6)
	32	Michael Lewis (3)
FS	38	Dashon Goldson (16)

## 2011

### Offense

WR	15	Michael Crabtree (14)
	17	Braylon Edwards (5)
LT	74	Joe Staley (16)
LG	77	Mike Iupati (16)
C	59	Jonathan Goodwin (16)
RG	68	Adam Snyder (13)
	62	Chilo Rachal (3)
RT	76	Anthony Davis (16)
TE	85	Vernon Davis (16)

	46	Delanie Walker (7)
	81	Justin Peelle (2)
WR	15	Joshua Morgan (5)
	19	Ted Ginn Jr. (3)
QB	11	Alex Smith (16)
RB	21	Frank Gore (15)
FB	49	Bruce Miller (8)
	44	Moran Norris (2)

### Defense

DT	91	Ray McDonald (15)
NT	90	Isaac Sopoaga (15)
DT	94	Justin Smith (16)
OLB	55	Ahmad Brooks (16)
ILB	53	NaVorro Bowman (16)
ILB	52	Patrick Willis (13)
	54	Larry Grant (3)
OLB	98	Parys Haralson (16)
LCB	22	Carlos Rogers (16)
RCB	25	Tarell Brown (16)
SS	31	Donte Whitner (15)
FS	38	Dashon Goldson (14)
	20	Madieu Williams (2)

## 2012

### Offense

WR	15	Michael Crabtree (16)
LT	74	Joe Staley (16)
LG	77	Mike Iupati (16)
C	59	Jonathan Goodwin (16)
RG	75	Alex Boone (16)
RT	76	Anthony Davis (16)
TE	85	Vernon Davis (16)
	46	Delanie Walker (4)
WR	82	Mario Manningham (10)
QB	11	Alex Smith (9)
	7	Colin Kaepernick (7)
RB	21	Frank Gore (16)
FB	49	Bruce Miller (12)

### Defense

DT	91	Ray McDonald (16)
NT	90	Isaac Sopoaga (9)
DT	94	Justin Smith (14)
OLB	55	Ahmad Brooks (16)
ILB	53	NaVorro Bowman (16)
ILB	52	Patrick Willis (16)
OLB	99	Aldon Smith (16)
LCB	22	Carlos Rogers (16)
RCB	25	Tarell Brown (16)
CB	29	Chris Culliver (6)
SS	31	Donte Whitner (16)
FS	38	Dashon Goldson (16)

## 2013

### Offense

WR	81	Anquan Boldin (16)
LT	74	Joe Staley (16)
LG	77	Mike Iupati (12)
	68	Adam Snyder (4)
C	59	Jonathan Goodwin (16)
RG	75	Alex Boone (16)
RT	76	Anthony Davis (16)
TE	85	Vernon Davis (15)
	89	Vance McDonald (5)
WR	10	Kyle Williams (5)
	15	Michael Crabtree (5)

QB	7	Colin Kaepernick (16)
RB	21	Frank Gore (16)
FB	49	Bruce Miller (13)

### Defense

DT	91	Ray McDonald (14)
NT	90	Glenn Dorsey (13)
DT	94	Justin Smith (16)
OLB	55	Ahmad Brooks (16)
ILB	53	NaVorro Bowman (16)
ILB	52	Patrick Willis (14)
OLB	99	Aldon Smith (8)
	51	Dan Skuta (8)
LCB	22	Carlos Rogers (16)
RCB	25	Tarell Brown (11)
	26	Tramaine Brock (6)
SS	31	Donte Whitner (16)
FS	35	Eric Reid (16)

## 2014

### Offense

WR	81	Anquan Boldin (16)
LT	74	Joe Staley (16)
LG	77	Mike Iupati (15)
	78	Joe Looney (1)
C	66	Marcus Martin (8)
	67	Daniel Kilgore (7)
	78	Joe Looney (1)
RG	75	Alex Boone (14)
	78	Joe Looney (2)
RT	76	Jonathan Martin (9)
	76	Anthony Davis (7)
TE	85	Vernon Davis (14)
	89	Vance McDonald (4)
	46	Derek Carrier (1)
	88	Garrett Celek (1)
WR	15	Michael Crabtree (16)
	84	Brandon Lloyd (2)
	13	Stevie Johnson (1)
QB	7	Colin Kaepernick (16)
RB	21	Frank Gore (16)
FB	49	Bruce Miller (8)

### Defense

DT	91	Ray McDonald (14)
	63	Tony Jerod-Eddie (2)
NT	93	Ian Williams (8)
	92	Quinton Dial (6)
DT	94	Justin Smith (16)
OLB	55	Ahmad Brooks (13)
	59	Aaron Lynch (3)
ILB	50	Chris Borland (8)
	52	Patrick Willis (6)
	54	Nick Moody (2)
ILB	57	Michael Wilhoite (16)
OLB	51	Dan Skuta (9)
	99	Aldon Smith (6)
	96	Corey Lemonier (1)
LCB	20	Perrish Cox (14)
	26	Tramaine Brock (2)
RCB	29	Chris Culliver (14)
CB	36	Dontae Johnson (3)
	25	Jimmie Ward (1)
SS	41	Antoine Bethea (16)
FS	35	Eric Reid (15)
	43	Craig Dahl (1)

# HISTORICAL HIGHLIGHTS

## 1949

December 10, the NFL and AAFC announced that the two leagues will merge. The NFL agrees to adopt Baltimore, Cleveland and San Francisco as new franchises.

## 1950

The 49ers struggled in their NFL debut, winning only three games. A rival coach described them as “not big enough or tough enough.”

## 1951

In an amazing reversal of form sparked by a great rookie group, the 49ers were in the race until the season’s final day and finished only a half game off the top. Led by LB Hardy Brown and his famed shoulder tackle, the club had one of the toughest defensive units in the League. QB Y.A. Tittle and E Billy Wilson began their great 49er careers.

## 1952

After a blazing start, the 49ers slumped in mid-season. HB Hugh “The King” McElhenny came off the University of Washington campus to become the NFL PLAYER OF THE YEAR and the most feared runner in football.

## 1953

The 49ers had their best NFL showing posting a 9–3 record, normally good enough for a championship. Detroit, however, was 10–2. Two of San Francisco’s losses came with QB Y.A. Tittle sidelined because of a severe facial injury. The three defeats were by a total of nine points. FB Joe “The Jet” Perry became one of the few players in pro history to gain more than 1,000 yards in a single season. E Gordy Soltau was the league’s top scorer for the second straight year.

## 1954

The 49ers jumped out to a blazing start, posting a 4–0–1 record through the season’s first five games. However the early momentum was slowed by injuries to three key members of the legendary “Million Dollar Backfield.” QB Y.A. Tittle, HB Hugh McElhenny and FB Joe Perry all missed action with different injuries, but Perry returned to become the first player to record 1,000 yards rushing in consecutive seasons.

## 1955

With HB Hugh McElhenny hobbled by a foot injury, the 49ers had their second–worst season in history under Norman P. Strader, who succeeded Buck Shaw as head coach.

## 1956

In head coach Frankie Albert’s first year at the helm, the 49ers were in last place at mid-season with a 1–6 record. They went 4–0–1 in their last five games for a brilliant stretch drive.

## 1957

This undoubtedly was one of the most emotional and dramatic seasons in 49ers history. Every game was a cliffhanger and the Alley Oop pass from QB Y.A. Tittle to rookie HB R.C. Owens became a household byword. Emotions reached a peak when the beloved Tony Morabito collapsed and died of a heart attack at the Chicago Bears game on Oct. 27. Trailing 17–7, the 49ers fought back for a great victory, 21–17. The magnificent E Billy Wilson caught a pass from Tittle for the winning touchdown in the fourth quarter. Tied with Detroit at 8–4 when the season ended, the 49ers lost the playoff game, 31–27, after holding a 27–7 lead in the third quarter.

## 1958

An up–and–down season finished on a high note with victories over Green Bay and Baltimore. The 6–6 record, however, was blackened by the 33–3 and 56–7 lacerations at the hands of the Los Angeles Rams. Head coach Frankie Albert resigned at the end of the year.

## 1959

With Howard W. “Red” Hickey in charge, the 49ers were in contention all the way and QB John Brodie came into his own at quarterback when he led the team to a 21–20 upset of Cleveland. HB J.D. Smith, a converted defensive back, became the second 49er to accumulate more than 1,000 yards rushing.

## 1960

Howard W. “Red” Hickey saved a seemingly hopeless season when he installed his shotgun attack and the club captured four of its last five games, including a 30–22 upset of Baltimore.

## 1961

The success of Howard W. Hickey’s shotgun amazed the football world, especially in a 49–0 victory over Detroit. QB Billy Kilmer, a passing–running rookie from UCLA, was made to order for the new offense. When the shotgun stopped, QB John Brodie took over again in the T formation and had the finest season in 49ers QB annals. Indicating the evenness of NFL competition, the 49ers were playing for a second–place tie, plus a trip to the Runner–up Bowl at Miami, or a fifth–place position on the last day of the season. The Colts again won by three points, but 1961 will remain as one of the most exciting and interesting years in 49ers history.

## 1962

For the first time since 1956, the 49ers finished a frustrating season with more defeats than victories. In so doing, the honored adage of “it’s easier to win at home than on the road,” proved false—the 49ers won only one of seven at Kezar Stadium, but captured five of seven road contests. 1963 – A multitude of injuries to key personnel started the 49ers off to a disappointing 2–12 season. One of the victories, however, was a 20–14 upset of ultimate world champion Chicago, the only league defeat suffered by the Bears all season.

## 1964

Club Chief Executive Victor P. Morabito died of a heart attack in May. Injuries to key personnel prevented the 49ers from gaining enough offensive momentum to forge a winning season despite having one of the toughest defensive units in the league. Outstanding rookie performances by E Dave Parks, QB George Mira and LB Dave Wilcox also took some of the sting from the 4–10 record.

## 1965

Outstanding offensive performances enabled the 49ers to jump from the bottom to fourth place in the Western Division as the team led the NFL in both scoring and total offense. QB John Brodie was the most productive passer in the NFL, E Dave Parks led the league in receiving and rookie FB Ken Willard and veteran HB John David Crow, acquired in an off-season trade, led a strong ground game. The 7–6–1 record included a season–opening 52–24 victory over the Chicago Bears, marking the most points scored by the 49ers in NFL play.

## 1966

After a somewhat slow start, the 49ers got in gear just before the midway point and became one of only two teams to beat the eventual world champion Green Bay Packers. After that, they finished with a respectable 6–6–2 record and were in the battle for second place in the Western Division until the final league game. G John Thomas and E Dave Parks were All–Pro, and they joined G Howard Mudd, C Bruce Bosley, FB Ken Willard and LB Dave Wilcox in the Pro Bowl.

## 1967

An auspicious start (5–1) disintegrated into disappointment for the 49ers as injuries took a heavy toll and a six–game losing streak took them out of the running. QB George Mira came off the bench to lead the squad to two season–ending victories and salvage a 7–7 record. There were bright spots, however, as QB John Brodie and the 49ers were the only team to beat the power–laden Rams in a league game. G Bruce Bosley played in the Pro Bowl for the second straight season.

## 1968

Under new coach Dick Nolan, the 49ers posted a 7–6–1 record. The season turned on key wins over the New York Giants, 26–10, and Green Bay, 27–20. Brilliant performances by QB John Brodie, WR Clifton McNeil and RB Ken Willard led a prolific offense, while DT Charlie Krueger, LB Dave Wilcox and DB Kermit Alexander sparked a revitalized defense. McNeil and G Howard Mudd were chosen All–NFL and were joined by Wilcox, Willard and Alexander in the Pro Bowl.

## 1969

Beset by injuries that nearly decimated the defensive unit, the 49ers struggled through the early part of the season. They went winless in their first five games before beating Baltimore, the first time they had



beaten the Colts in 13 previous games. The 49ers finished 4–8–2 and five players—HB Jimmy Johnson, LB Dave Wilcox, G Elmer Collett, RB Ken Willard and rookie WR Gene Washington—were selected to the Pro Bowl. Johnson was also All–Pro and winner of the Len Eshmont Award.

## 1970

This was the greatest year since the club became a member of the NFL in 1950. The team recorded a 10–3 record and captured the Western Division (NFC) Championship. QB John Brodie was the NFL's Player of the Year, CB Bruce Taylor was NFC Rookie of the Year and Coach Dick Nolan was a near–unanimous choice as NFC Coach of the Year. Brodie, WR Gene Washington, LB Dave Wilcox and HB Jimmy Johnson were All–Pro and joined T Len Rohde in the Pro Bowl.

## 1971

The 49ers forged a 9–5–0 record and won their second consecutive NFC Western Division title, clinching the crown on the final day by beating Detroit, 31–27, the identical score by which the Lions had knocked the 49ers out of championship play in 1957. The season also was the club's first in its plush new home, Candlestick Park. C Forrest Blue, LB Dave Wilcox and CB Jimmy Johnson were All–Pro and joined in the Pro Bowl by TE Ted Kwalick, WR Gene Washington, RB Vic Washington, DE Cedrick Hardman and CB Bruce Taylor.

## 1972

Early–season inconsistency, compounded by an injury to QB John Brodie in the fifth game of the season, cast appall on the 49ers prospects for a third–straight NFC Western Division title, but QB Steve Spurrier stepped in for Brodie and turned things around with a brilliant, poised performance. In the final quarter of the final game against Minnesota, the recovered Brodie relieved Spurrier and threw two TD passes in a 20–17 win over the Vikings. The victory clinched divisional title number three, but Spurrier's nine–game contribution was the key. C Forrest Blue, DB Jimmy Johnson, TE Ted Kwalick, WR Gene Washington and LB Dave Wilcox were All–Pro selections.

## 1973

In what was both a disappointing and significant year, the 49ers were 5–9 after tackling the NFL's toughest schedule, a rash of key injuries and an unsettled quarterback situation. It also marked the end of the brilliant careers of QB John Brodie and DT Charlie Krueger, both of whom retired at year's end. C Forrest Blue and LB Dave Wilcox were voted All–Pro and joined in the Pro Bowl by TE Ted Kwalick, G Woody Peoples and P Tom Wittum.

## 1974

The 49ers used five different quarterbacks after an injury to starter QB Steve Spurrier, a week before the season opened, sidelined him for most of the year. After winning the first two games, the club lost a team–record seven straight and then closed with a rush, winning four of its last five to finish the season 6–8. RB Wilbur Jackson was named The Sporting News ROOKIE OF THE YEAR and was named to the NFL All–Rookie team along with QB Tom Owen and

DB Mike Holmes. C Forrest Blue and P Tom Wittum were All–NFC and selected for the Pro Bowl along with HB Jimmy Johnson. A knee injury forced perennial All–Pro LB Dave Wilcox to retire after a brilliant 11–year career with the 49ers.

## 1975

A strong defensive performance throughout the season couldn't offset an erratic offense troubled by an unsettled quarterback situation and a rebuilding offensive line. The high point of the 5–9 season was a 24–23 win over Los Angeles to end a 10–game losing streak to the Rams. At season's end, DE Cedrick Hardman was the club's first ever two–time Len Eshmont Award winner.

## 1976

A turnaround year for the 49ers as the team, under coach Monte Clark, posted an 8–6 record, their first winning season since 1972. With new QB Jim Plunkett at the controls, the 49ers got off to their best start ever (6–1), before hitting a mid–season four–game losing streak knocking the club out of playoff contention. The season saw the emergence of a powerful defensive unit that led the league in quarterback sacks with 61. RB Delvin Williams set a 49ers single–season rushing record with 1,203 yards. DE Tommy Hart was named All–Pro and played in the Pro Bowl along with Williams, DE Cleveland Elam and LB Dave Washington. C Randy Cross was an All–Rookie team selection. Hart became a two–time winner of the Len Eshmont Award and CB Jimmy Johnson retired after a brilliant 16–year career with the 49ers.

## 1977

In the 32nd year of their existence, the 49ers began a new era. On March 31, 1977, the club became the property of Edward J. DeBartolo Jr. and came under the guidance of Joe Thomas as general manager. The changeover was made more dramatic because the San Francisco 49ers were one of the few NFL franchises which had never previously changed ownership or location. On the field, under Coach Ken Meyer, the 49ers ran hot and cold. The club lost its first five games, then won five of the next six before dropping the final three contests to finish 5–9. SS Mel Phillips was named winner of the coveted Len Eshmont Award. DE Cleveland Elam was selected All–Pro and played for the NFC in the Pro Bowl.

## 1978

The 49ers suffered through their longest season as the club fell to 2–14 and three coaches were hired and fired in less than 12 months. First Head Coach Pete McCulley departed after nine games with a 1–8 record, and his replacement, Fred O'Connor, was let go at the end of the year as the team won just one of its final seven contests. Bill Walsh was hired as the new coach and general manager. RB Paul Hofer, who replaced RB O.J. Simpson when the newly–acquired star went to the sidelines for the year with a shoulder injury, was named recipient of the Len Eshmont award.

## 1979

The 49ers suffered through their second consecutive 2–14 season, but there were several indications of improvement. San Francisco went from virtually the worst–ranked offensive team in the league in '78 to one of the most productive in '79, ranking first in passing offense in the NFC and sixth in total offense in the NFL. RB Paul Hofer again was the Len Eshmont Award recipient and individual leader, racking up 615 yards rushing and an additional 662 yards receiving on 58 catches in only seven starts. QB Steve DeBerg broke Fran Tarkenton's NFL record for completions by connecting on 347 passes. K Ray Wersching set a club record with an 83.3 field goal percentage and also led the league with that mark. RB O.J. Simpson retired from the 49ers and the NFL, finishing as the second leading rusher of all time with 11,236 yards.

## 1980

In their second season of the Bill Walsh era, the 49ers showed gradual improvement in their rebuilding program. A three–game winning streak to open the season, combined with a three–game victory string from Week 12 through Week 14, enabled the Niners to post a 6–10 season, tripling the number of victories from each of the previous two 2–14 campaigns. Week 14 was a day when the 49ers made NFL history. That December 7 at Candlestick Park, the 49ers overcame a 35–7 halftime deficit against the New Orleans Saints to win in overtime, 38–35. The 28–point comeback was the biggest comeback in NFL history. E Jim Stuckey and P Jim Miller were named to All–Rookie teams, while another rookie, FB Earl Cooper, led the NFC in receptions with 83, the most catches ever by an NFL rookie. WR Dwight Clark caught 82 passes to break the team wide receiver mark, and QB Joe Montana set the club passing percentage record at 64.5 with 176 completions in 273 attempts.

## 1981

It was a year of firsts and bests for the 49ers in 1981. In his third season as head coach and general manager, Bill Walsh guided San Francisco to a 16–3 record (best record in the league that year), the NFC Western Division title (first since '72), the NFC Championship crown (first ever for the 49ers) and the World Championship/Super Bowl XVI win (first ever for the 49ers). Walsh earned every possible NFC Coach of the Year award and all seven NFL Coach of the Year honors, while six 49ers were named to the Pro Bowl—WR Dwight Clark, C Randy Cross, QB Joe Montana, DE Fred Dean, S Ronnie Lott and S Dwight Hicks. Three San Francisco players were selected to All–Pro teams as recognized by the NFL—Cross, Lott and Dean. Montana, who led the NFC in passing in '81, was named MVP of Super Bowl XVI (for leading his team to a 26–21 win over the Cincinnati Bengals of the AFC). Dean was picked UPI NFL Defensive Player of the Year, NFL Outstanding Defensive Lineman of the Year (NFL Players Association) and NFC Defensive Player of the Year (Kansas City Committee of the 101). San Francisco opened and closed the season in Pontiac, MI in drastically different styles. The 49ers lost two of their first three games of 1981, including the season opener on the road against Detroit, then ran off seven wins—before a loss to Cleveland 15–12—and ran off eight more wins (including playoffs, the NFC Champion—

ship and Super Bowl XVI). The 49ers won 15 of their last 16 games, beat five opponents twice—including all three postseason foes—and became the first team since Chicago in 1945–47 to go from the worst NFL record (2–14 in 1979) to the league's best (13–3 in '81) in just three seasons. All this happened with three rookies (S Carlton Williamson, CB Eric Wright and Lott) starting in the defensive secondary. Those three rookies, along with Montana, Clark, Cross, WR Freddie Solomon and Hicks, combined with “old veterans” Dean and LB Jack “Hacksaw” Reynolds, formed a nucleus of world championship vintage.

## 1982

As defending world champions, the San Francisco 49ers did not enjoy the 1982 season, but then not many NFL fans, coaches and players throughout the league did either (except maybe in Washington, where the Redskins were Super Bowl XVII champs). The Niners fell to 3–6 and missed out on the playoffs. In the strike–shortened season, San Francisco went winless at home (0–5) but did manage a 3–1 road record (the Niners were 0–2 prior to the 57-day players' strike and 3–4 following it). WR Dwight Clark had an outstanding season, leading the NFL with 60 receptions and being named consensus All-Pro and NFL Player of the Year by Sports Illustrated. LB Keena Turner (second-team All-Pro), S Ronnie Lott (Pro Bowl), C Randy Cross (Pro Bowl), S Dwight Hicks (Pro Bowl), T Keith Fahnhorst and QB Joe Montana (NFL record for five straight 300-yard passing games) were bright spots in an otherwise disappointing season.

## 1983

For the second time in three seasons, San Francisco played in the NFC Championship Game. The '83 49ers were 10–6 (third best regular season victory total in club history) and NFC Western Division Champions (fifth time since 1970, second time since 1981). In the playoffs, San Francisco squeezed past Detroit, 24–23, but lost to Washington, 24–21, in the NFC Championship contest. Individual standouts included QB Joe Montana (the league's No. 1 all-time QB entering the 1984 season), S Ronnie Lott (making his third Pro Bowl appearance in as many years), DE Fred Dean (leading the NFC in sacks with 17.5), DE Dwaine Board (second in sacks with 13), CB Eric Wright (team leader in interceptions with seven, two for scores), WR Dwight Clark (team leader with 70 receptions and eight TDs), WR Freddie Solomon (club record 21.4 yards per catch), K Ray Wersching (team-record 126 points, including a perfect 51-of-51 PATs), offensive linemen C Randy Cross, T Keith Fahnhorst and G John Ayers, RB Roger Craig (752 yards rushing, 427 receiving), RB Wendell Tyler (856 rushing yards, 285 receiving) and NFL All-Rookie team pick LB Riki Ellison.

## 1984

The 49ers experienced the most successful regular season in NFL history by winning a league record 15 games, including all eight road contests—setting yet another NFL standard. The Niners broke 14 team records in '84, while becoming the first NFC team to sweep all of its conference games, and the first NFC West unit to win all contests within the division. Led by RB Roger Craig and QB Joe Montana, San Francisco capped the year by routing the Miami

Dolphins in Super Bowl XIX, 38–16. The win was the 18th victory of the '84 campaign, establishing an NFL standard for wins in a single season (including playoffs). San Francisco scored a then team-record 475 points. The 49ers defense was the stingiest in the NFL in '84, allowing a league-low 227 points scored. Honors were numerous, including Pro Bowl recognition for 10 of Bill Walsh's charges—Montana, RB Wendell Tyler, T Keith Fahnhorst, C Randy Cross and C Fred Quillan on offense and S Dwight Hicks, S Ronnie Lott, S Carlton Williamson and CB Eric Wright (the entire Niners secondary), and LB Keena Turner on defense.

## 1985

At 10–6, San Francisco qualified for postseason play for the fourth time since 1981. Offensively, RB Roger Craig and WR Jerry Rice emerged as potent weapons in the attack. Craig became the first NFL player to surpass 1,000 yards rushing and receiving in the same season. Rice was named NFC ROOKIE OF THE YEAR and set the team record for first-year players with 927 receiving yards. The defense experienced the influx of four new starters in '85 (NT Michael Carter, LB Todd Shell, LB Michael Walter and DE John Harty). Carter won a berth on the Pro Bowl team, as did DBs Eric Wright and Carlton Williamson.

## 1986

The 49ers captured their fourth NFC Western Division title since 1981. Offensively, the team was led by All-Pro wide receiver WR Jerry Rice, who paced the NFL with 1,570 receiving yards and 15 touchdowns. Those marks established club standards in addition to Rice's team-record 16 total scores. The defense managed 49 takeaways, tying the Kansas City Chiefs for NFL leadership. San Francisco's 39 interceptions and 578 return yards set team records, while five scores on interceptions returns tied another club mark. S Ronnie Lott tied HB Dave Baker's 1960 team record with 10 interceptions. The output by young players was vital due to major injuries suffered by many starting veterans. San Francisco made 20 roster moves during the season, shuffling players in and out of action. QB Joe Montana missed Weeks 2–9 due to back surgery, while backup signal-caller Jeff Kemp did not play Weeks 8–11 due to a hip injury.

## 1987

The San Francisco 49ers marched to an NFL regular season best 13–2 record. It marked a league-leading third time in the decade of the '80s that the team either tied or posted the best win-loss percentage during the regular season. San Francisco led the NFL with 5,987 total yards and was best among league defenders allowing 4,095 total yards. It was the first time in Niners history that the team led the league in fewest total yards allowed. WR Jerry Rice set NFL records with 22 receiving touchdowns and scoring receptions in 13 consecutive games. The durable wide out received postseason Most Valuable Player awards from nearly every news agency and sports publication. QB Joe Montana won the first NFL passing title of his nine-year career and set a team record with 31 touchdown passes. S Ronnie Lott, Montana and Rice were joined by NT Michael Carter and RB Roger Craig on the NFC squad in the 1988 Pro Bowl.

## 1988

The 49ers climaxed their 1988 season in thrilling fashion with a dramatic touchdown drive in the waning seconds of Super Bowl XXIII. QB Joe Montana's 10-yard scoring toss to WR John Taylor with 34 seconds remaining in the contest gave the Niners their third Super Bowl win of the decade and the rights to the title “Team of the 1980s.” The world championship game against the Cincinnati Bengals was a microcosm of the entire '88 campaign. San Francisco opened the year strong with a 5–2 record, but by Week 12 were 6–5, two games out of first place with only five contests to play. That week's victory over Washington launched a four-game winning streak that resulted in the Niners moving up from third to first place in the NFC West standings and earning a third consecutive NFC Western Division title. As the season ended RB Roger Craig broke the team's single season rushing record (finishing with 1,502 yards) and K Mike Cofer established new Niners single-season standards for field goals attempted (38) and made (27). WR Jerry Rice went on a playoff tear that included: an NFL postseason record-tying three touchdown receptions against Minnesota, the Montana-to-Rice battery hooked-up on first half touchdowns of 61 and 27 yards at Chicago, and concluded with a Super Bowl XXIII MVP performance of 11 receptions for a Super Bowl record 215 yards and a touchdown. Defenders S Ronnie Lott, DE Charles Haley, NT Michael Carter, along with Rice, Taylor and Craig, were selected to the Pro Bowl.

## 1989

George Seifert was named head coach of the San Francisco 49ers just four days after the team had won its third World Championship under retiring head man Bill Walsh. Seifert's quest for the title was tested early and often as the 49ers endured nail-biting wins at Indianapolis (30–24) and Tampa Bay (20–16) to open the season. QB Joe Montana threw for 428 yards and five touchdowns, including a team-record four TD tosses in the fourth quarter resulting in a 10-point victory (38–28) in Philadelphia. Under first-year offensive coordinator Mike Holmgren, the Niners accumulated more yardage than any other NFL team. WRs Jerry Rice and John Taylor, RB Roger Craig, G Guy McIntyre and QB Joe Montana were 1990 Pro Bowl participants. Rice's 1,483 receiving yards paced the league. Craig exceeded 1,000 yards rushing for the second consecutive season and running mate FB Tom Rathman led NFC running backs with 73 receptions. Montana had the best season of his career. A consensus Player of the Year, Montana's 112.4 quarterback rating set a then NFL single-season record. Montana was selected by his teammates as the '89 recipient of the Len Eshmont Award. Fueled by Rice's 72-yard first quarter catch—and-run for a score, the 49ers exploded for 27 first half points and cruised to a 41–13 victory against Minnesota in their opening '89 playoff contest. The 49ers faced Los Angeles in the NFC Championship Game. The Niners started slowly, however. Two long, second-quarter scoring drives and a touchdown set up by an interception gave San Francisco a 21–3 lead at intermission. Cofer's three field goals cushioned San Francisco's lead as the team advanced to Super Bowl XXIV with a satisfying 30–3 win. The 49ers displayed optimal performance at the high-

est level of competition while securing their second consecutive World Championship. The resounding 55–10 defeat of the Denver Broncos in Super Bowl XXIV was a convergence of talent and technique, planning and purpose. San Francisco tied or set nearly 40 Super Bowl records and Montana was honored with the game's MVP award for an unprecedented third time.

## 1990

The Niners finished the season with an NFL-best 14–2 mark and came within four seconds (in a 15–13 loss to the NY Giants) of earning their third consecutive trip to the Super Bowl. In addition to recording the NFL's best win–loss mark for the second straight season, the 49ers captured the NFC Western Division title for the fifth consecutive year and the eighth time since 1981 ('81, 1983–84, 1986–90). San Francisco claimed its 11th Division crown since the NFL/AFL merger of 1970, more than any NFC Western Division opponent (the Rams were second with eight), and second most in NFL history (behind Miami's 13 AFC East titles).

San Francisco opened the 1990 season with a team-record 10 consecutive victories. The 49ers also posted an 8–0 mark on the road, giving them the longest road winning streak in league history (19 games, including postseason) heading into '91. QB Joe Montana and WR Jerry Rice again formed one of the most prolific aerial combinations in pro football. Montana, who was named 1990 Sportsman of the Year by Sports Illustrated, finished his 12th NFL season by throwing for a then team-record 3,944 yards. He also tossed 26 touchdown passes (second in the NFC) and finished as the third highest rated quarterback in the conference. On the receiving end of many of those Montana passes was Rice, who became only the fourth player in league history to reach the century mark in receptions for a single season. Rice hauled in 100 passes for 1,502 yards and 13 TDs, and earned his fifth consecutive trip to the Pro Bowl.

In one of the most memorable performances of the season (if not team history), Rice tied an NFL record with five TD receptions in a 45–35 victory at Atlanta, October 14. The defensive side of the ball was led by LB–DE Charles Haley's 58 tackles and an NFC-high 16 sacks. For his efforts, the fourth-year player from James Madison University was named as a starter in the 1991 Pro Bowl. LB Bill Romanowski led the team in tackles with 79, while CB Darryl Pollard registered 74, including a team-high 72 solo stops. A number of team career records fell by the wayside in '90. Montana slipped past QB John Brodie to take over the career passing lead (34,998 yards), while RB Roger Craig became the all-time team record holder in career receptions with 508, moving ahead of WR Dwight Clark's total of 506. The 49ers placed five players on the 1991 NFC Pro Bowl squad, four as starters. Representing the 49ers were Haley, Rice, S Ronnie Lott and G Guy McIntyre, while Montana, selected as a starter, was unable to participate because of a finger injury suffered in the NFC Championship Game.

## 1991

It was a classic case of "too little...too late" for the San Francisco 49ers in 1991. After losing six of their first 10 games by a total of 26 points, the Nin-

ers won their remaining six contests (by a total of 95 points) but missed the playoffs for the first time since 1982.

The 49ers finished the 1991 campaign in impressive fashion during that final six-game span, with a margin of victory that averaged almost 16 points. During that final six-game span, the Niners defeated three playoff teams (New Orleans, Kansas City and Chicago) while averaging 31.5 points per game in the process. WR Jerry Rice continued to register his place in club and league history taking over the club's career receiving record with 525 catches. Rice finished third in the NFC with 80 receptions and 1,206 yards, surpassing 1,000 receiving yards for a club-record sixth consecutive season, and he led the NFL with 14 TD receptions. QB Steve Young won the NFL passing title, despite missing six games due to a knee injury. Young, who passed for 2,517 yards and 17 TDs, finished with a 101.8 rating, besting Washington's Mark Rypien (97.9) for the title.

When Young was injured at Atlanta November 3, QB Steve Bono (1,617 yards, 11 TDs) came off the bench to rally the team to five consecutive victories. On the defensive side of the ball, S Dave Waymer finished as the leader in total tackles (86), solo tackles (77), interceptions (4), interception return yards (78) and passes defended (16) and tied CB Kevin Lewis for the lead in forced fumbles (3). LB–DE Charles Haley and DE Larry Roberts each posted seven sacks, while CB Don Griffin's 99-yard fumble return against the Bears set a team record and was the third longest return in league history. San Francisco placed three players on the 1992 NFC Pro Bowl squad, two as starters, as Rice, Guy McIntyre and Haley were all selected (Rice and McIntyre as starters). It was the sixth time in Rice's seven-year career that he was selected to play on the islands. McIntyre and Haley were each selected for the third time.

## 1992

The San Francisco 49ers continued their winning tradition as they once again posted the NFL's best regular season record (14–2), while winning their sixth NFC Western Division title in seven years, and advancing to the NFC Championship Game for the second time in three seasons. In the NFC Divisional Playoffs, the 49ers defeated defending Super Bowl Champion Washington (20–13). However, San Francisco fell to Dallas, 30–20, in the NFC Championship Game at Candlestick Park the following week.

WR Jerry Rice continued to etch his name in football history, becoming the NFL's all-time touchdown reception leader with 103. He tied Steve Largent's mark of 100 in Week 13 against the Philadelphia Eagles (11–29), then broke the record the following week vs. the Miami Dolphins (12–6). QB Steve Young, who harvested a total of 34 awards, including the NFL's Most Valuable Player Award, won the NFL passing title for the second straight year, finishing an amazing 16.3 points ahead of his closest competitor. Young, who passed for 3,465 yards and 25 TDs, finished with a 107.0 rating. Following his 101.8 rating in 1991, it marked the first time in league history that anyone had posted back-to-back seasons with ratings higher than 100 each year. RB Ricky Watters gained 1,013 yards to establish a team rushing record for first-year backs. K Mike Cofer's 107 points led the 49ers in scoring for the fifth consecutive year.

On the defensive side of the ball, linebacking led the charge as LB Bill Romanowski finished as the leader in total tackles (80) and assists (15). LB Mike Walter (67 solo stops) and LB Tim Harris (17 sacks for 116 yards) also led defensive categories. CB Don Griffin paced the defensive backfield with five interceptions and 19 passes defended.

Fans at Candlestick saw the Niners rewrite part of the team's record book in '92 as they set team marks for total offense (598 yards) vs. the Buffalo Bills (Sept. 13) and points (56) in their win over the Atlanta Falcons (56–17, 10–18). San Francisco placed seven players on the 1993 NFC Pro Bowl squad, including four starters and five first-time participants. Rice, G Guy McIntyre, DT Pierce Holt and Young were all named as starters. TE Brent Jones, Watters and T Steve Wallace were also selected. It was the seventh time in Rice's eight-year career that he was selected to play on the islands and McIntyre was named for the fourth time, while the others made their first visits.

## 1993

The 1993 season was another in a long line of successes for the San Francisco 49ers. Among the team's accomplishments were: a 10–6 record, marking an NFL-record 11th consecutive season with 10 or more victories, the team's 10th NFC West title in 13 seasons and a third appearance in four years in the NFC title game. In addition, San Francisco led the National Football League in scoring and total offense and established or tied five of the team's nine major offensive records. The marks set included most net offensive yards (6,435), most TDs (61), most first downs (372) and highest average gain per play (6.3). The Niners also tied the team mark for net passing yards in a season with 4,302, equaling the record set in 1989.

Individually, QB Steve Young became the first player in NFL history to lead the NFL in passing three consecutive seasons, when he posted a 101.5 rating in 1993. In addition, it was his third consecutive season with a rating over 100, also a league first. Young completed 68 percent of his passes (second highest in team history) for a then club-record 4,023 yards. His 29 scoring passes in '93 ranked third on the team's single-season charts.

RB Ricky Watters led the ground game for the second consecutive season, narrowly missing the 1,000-yard mark with 950 yards. Watters posted 10 rushing TDs during the season and set an NFL single-game playoff record with a five-touchdown outburst vs. the New York Giants. WR Jerry Rice posted one of his best seasons, recording 98 receptions for 1,503 yards and 15 touchdowns on his way to being named NFL OFFENSIVE PLAYER OF THE YEAR by Associated Press. He also received the team's Len Eshmont Award. Defensively, DT Dana Stubblefield was named the NFL DEFENSIVE ROOKIE OF THE YEAR, capping a season in which he registered 10.5 sacks. LB Bill Romanowski (105) and S Tim McDonald (91) topped the team in tackles. Young, Rice and McDonald were selected to the Pro Bowl, joining T Harris Barton, G Guy McIntyre, TE Brent Jones and C Jesse Sapolu with that honor.

## 1994

The 1994 San Francisco 49ers completed one of the most impressive seasons in NFL history by cap-



turing their NFL-record fifth Super Bowl Championship at Joe Robbie Stadium in Miami. San Francisco defeated the San Diego Chargers 49-26 in Super Bowl XXIX to put the finishing touches on a 16-3 season and win an unprecedented fifth Vince Lombardi Trophy.

The offseason started on a high note. Despite facing an NFL-imposed salary cap in 1994, the 49ers still managed to sign such veteran free agents as LB Ken Norton Jr., LB Gary Plummer, DE Tim Harris, DE Charles Mann, DE Richard Dent, LB Rickey Jackson, C Bart Oates, WR Ed McCaffrey and CB Toi Cook. Then, after some draft day maneuvering, San Francisco came away with two first-round picks in DT Bryant Young and FB William Floyd. Injuries, however, played a key factor early in the campaign. By the end of the second game in Kansas City, the 49ers had lost most of their starting offensive line, as well as the services of Dent, their top pass-rusher, to various injuries. Despite signing CB Deion Sanders prior to Week 3, the problems continued. Still playing with a decimated line, San Francisco suffered its worst loss in almost 14 years when it dropped a 40-8 decision to the Philadelphia Eagles in Week 5 at Candlestick Park. The season turned around the following Sunday at Detroit when the 49ers, trailing 14-0 at one point, rallied to defeat the Lions 27-21. That win started a winning streak that extended 10 games and saw the 49ers finish 13-3 and win the Super Bowl. Among the other highlights from the 1994 season, the 49ers offense was one of the most potent ever. During the 16-game regular season, the 49ers scored a team-record 505 points, a total that ranks as the fourth-highest total in NFL history. The 31.6 points per game average also established a team record. In addition, San Francisco scored 66 touchdowns, shattering the previous team mark of 61.

QB Steve Young recorded one of the finest seasons in NFL history. He set a league record with a QB rating of 112.8 and became the first player in NFL history to lead the league in passing four consecutive seasons. He also set team records for completion percentage (70.2) and touchdown passes (35). In Super Bowl XXIX, he passed for a record six touchdowns, while being named the game's MVP.

Rookie Floyd emerged as one of the league's brightest young stars, rushing for 305 yards and six TDs. The 49ers went 10-1 after he was named to the starting lineup in Week 6 at Detroit. Young finished third on the team in rushing with 293 yards and led the team with seven rushing touchdowns. WR Jerry Rice set a team record with 112 receptions for 1,499 yards and 13 touchdowns. However, his shining moment came in Week 1 vs. the Los Angeles Raiders when he eclipsed Jim Brown's all-time touchdown mark with 127. Norton Jr. led the 49ers with 92 total tackles and 79 solo stops. S Merton Hanks placed second with 79 tackles (66-13) while leading the team with seven interceptions. DT Dana Stubblefield's 8.5 sacks and 53.5 sack yards led the squad for the second consecutive season. And finally, Sanders, who joined the team in Week 3, shattered the team record with an NFL-high 303 interception return yards on six thefts. Among his three returns for touchdowns (tying a team mark) were efforts of 93, 90 and 74 yards. He was named the NFL Defensive Player of the Year as well as a starter in the Pro Bowl. Other Pro Bowl selections included Young,

Rice, TE Brent Jones, Oates, G Jesse Sapolu, Hanks, Stubblefield, S Tim McDonald and RB Ricky Watters. CB Eric Davis had a team-leading 22 passes defensed during the regular season and four interceptions in the playoffs.

## 1995

San Francisco once again captured the NFC West Championship, despite battling through a season in which injuries wreaked havoc time and again. Among the key contributors who were sidelined during the campaign were starting FB William Floyd, whose season ended with a severe knee injury in the October New Orleans game, and QB Steve Young, who missed five games with a shoulder injury. Those injuries, in addition to several others in the offensive line throughout the season, would have crippled most teams; however, the 1995 49ers established a reputation as one of the grittiest in team history.

The defensive unit created a new aggressive identity, finishing the season ranked number one in the NFL. Not only did it lead the league in scoring defense, it set team records for fewest rushing yards allowed (1,061) and fewest rushing yards per game (66.3). San Francisco's defense also excelled in takeaways, forcing a total of 34, including a team-record seven (five interceptions, two fumbles) that resulted in touchdowns.

Among the standout performers were Pro Bowl selections CB Eric Davis, FS Merton Hanks and SS Tim McDonald, marking the second consecutive season the 49ers secondary included three Pro Bowl picks. LB Ken Norton Jr. racked up 127 tackles and set a team single-game record by returning two interceptions for touchdowns at St. Louis. LB Lee Woodall and DT Dana Stubblefield rounded out the Niners Pro Bowl defensive players. Offensively, WR Jerry Rice posted the finest of his legendary 11 seasons with the 49ers. He became the NFL's career leader with 942 receptions and 15,123 yards, while also establishing the league's single-season standard with 1,848 yards. He was named as a starter in the Pro Bowl for the 10th consecutive season.

Young, who returned to quarterback the team for the final four regular season games, was also selected to the Pro Bowl, as was TE Brent Jones, who made the squad as an alternate. One of the highlights of the season was the emergence of QB Elvis Grbac. Playing in place of the injured Young, he directed the Niners to three of their biggest wins of the season at St. Louis, at eventual world champion Dallas and at Miami. Floyd was the recipient of the team's Len Eshmont Award.

## 1996

One streak continued and another ended for San Francisco in 1996. With a 12-4 record, the 49ers reached double digits in the win column for the 14th consecutive season, the longest streak in the NFL. However, the upstart Carolina Panthers unseated the Niners as NFC West Champions, ending their four-year reign. San Francisco remained one of the league's most dangerous teams with an aggressive defense and a productive offense. Despite losing QB Steve Young for four full games and parts of four others with various injuries, the 49ers offense ranked second in the NFC with 398 points and sixth in the NFL in total offense.

WR Jerry Rice became the first player in NFL history to record four 100-catch seasons after making a league-high 108 receptions for 1,254 yards. The 12-year veteran earned his NFL record-tying 11th Pro Bowl invitation and was a first-team All-Pro selection. Young won his fifth NFL passing title with a QB rating of 97.2 and was named to the Pro Bowl for the fifth consecutive season.

Defensively, the 49ers had the league's most imposing pass rushing trio in DE Roy Barker, DT Bryant Young and DE Chris Doleman. Barker finished fourth in the NFC with 12.5 sacks, while Doleman's 11 sacks moved him into seventh on the NFL's career list with 115.5. Young was named a starter on the NFC Pro Bowl team and earned first-team All-Pro honors after posting 11.5 sacks and 85 tackles. He also claimed the 49ers Len Eshmont Award as the team's most inspirational and courageous player. The third-year veteran was joined on the Pro Bowl team by FS Merton Hanks, who was invited for the third consecutive season. As usual, Rice's assault on the record books continued. He became the first player in NFL history to register 1,000 career receptions and 16,000 receiving yards. Rice also surpassed K Ray Wersching as the team's all-time leading scorer with 982 points.

## 1997

Although they appeared vulnerable after first week injuries to QB Steve Young and WR Jerry Rice, the San Francisco 49ers rallied under the direction of rookie head coach Steve Mariucci, reclaimed the NFC West title and advanced to the NFC Championship Game. The 49ers finished with a 13-3 mark, including an 11-game winning streak, despite losing Rice for all but two games. They did it behind a newfound running attack and the league's top-ranked defense.

Mariucci became one of 13 head coaches since the NFL-AFL merger in 1970 to lead his team to a division title in his rookie season, and he was the fourth to do it directly out of the college ranks. The former University of California skipper established an NFL record for consecutive wins by a rookie head coach with an 11-game streak (games 2-12). The 49ers claimed their 13th NFC West title in 17 years and posted 10-or-more wins for the 15th consecutive season. Young suffered a concussion against Tampa Bay on opening day, but remained healthy throughout the season and claimed his NFL record-tying (Sammy Baugh) sixth league passing title with a rating of 104.7. The 13-year veteran showed consistency while getting adjusted to a new coach, new running back and two young receivers.

The 49ers made a commitment to a power rushing attack by signing G Kevin Gogan during the offseason. The additional size up front allowed the 49ers to finish fourth in the NFC in rushing yards. RB Garrison Hearst (1,019 yards) became the first 49ers running back to rush for 1,000 yards since 1992. With Rice out, WR Terrell Owens and WR J.J. Stokes became the primary receiving targets. Owens led the team with 63 receptions for 936 yards and eight touchdowns, while Stokes posted 58 receptions for 733 yards and four touchdowns. Rice returned for one game against Denver (12-15) and helped the 49ers clinch home field advantage throughout the playoffs with a 34-17 win. Rice became the first non-kicker in league history to reach 1,000 points with a 14-

yard touchdown catch in the second quarter of the Broncos contest.

The 49ers defense led the league in total yards allowed (250.8), finished second in takeaways (41) and was tied for third in sacks (54). They helped carry the burden as the offense adjusted to new personnel. For the second consecutive season, the 49ers had three players reach double figures in sacks. DT Dana Stubblefield (15.0), DE Chris Doleman (12.0) and LB Kevin Greene (10.5) led the sack attack. Stubblefield finished second in the league in sacks and was named NFL Defensive Player of the Year by Associated Press and earned the Len Eshmont Award as the team's most inspirational player. Of the seven 49ers named to the Pro Bowl, five were from the defense. Stubblefield was joined by Doleman, FS Merton Hanks, LB Lee Woodall and LB Ken Norton Jr. Gogan and Young were San Francisco's offensive selections.

## 1998

Led by one of the most productive offenses in team and league history, San Francisco posted its 16th consecutive winning season and remained one of the NFL's elite teams. Behind the strong arm of QB Steve Young, the powerful legs of RB Garrison Hearst and the triple-threat receiving corps of WR Jerry Rice, WR Terrell Owens and WR J.J. Stokes, the 49ers rolled to a 12–4 regular season mark and an appearance in the NFC Divisional Playoff Game. Young opened the season in sizzling fashion. The 14-year veteran established an NFL record by throwing for over 300 yards in six consecutive games, breaking the previous record of five held by former 49ers QB Joe Montana. Young finished the season completing 322-of-517 (62.3) passes for 4,170 yards and 36 touchdowns. His final passing rating of 101.1 marked the seventh consecutive season he has surpassed the 100-point barrier and earned him his seventh consecutive trip to the Pro Bowl.

The 49ers offensive line, led by Pro Bowl G Kevin Gogan, paved the way for Hearst's record-setting season. Hearst, and his team-record and career-high 1,570 yards rushing, were a major reason the 49ers led the NFL in rushing. His 198-yard performance against the New York Giants on Monday Night Football also set a then team-record and was a personal-best. His four plays of 70 yards or more led the league and helped earn him his first career Pro Bowl selection.

The 49ers receiving corps was in the capable hands of Rice, Owens and Stokes. Rice, returning from a serious knee injury in 1997, earned his 12th career Pro Bowl nomination and finished with a team-high 82 receptions for 1,157 yards and nine touchdowns. The athletic Owens asserted himself among the league's best receivers and brightest young stars by catching 67 passes for 1,097 yards and 14 touchdowns. Stokes caught a career-best 63 passes for 770 yards and eight touchdowns.

The 49ers defense was paced by the inspiring play of DT Bryant Young. Young was having an exceptional season with 54 tackles and 9.5 sacks before suffering a season-ending leg injury against the New York Giants on Monday Night Football. Young was still named Eshmont Award winner although missing the final four regular season games. LB Winfred Tubbs, in his first season with the 49ers, earned his first career Pro Bowl nomination after finishing with 112

tackles. CB Darnell Walker, FS Merton Hanks, S Zack Bronson and S Tim McDonald led the team with four interceptions each.

## 1999

San Francisco had a streak of 16 consecutive winning seasons snapped, after finishing the 1999 season with a 4–12 record. A season-ending injury to QB Steve Young in Week 3 sent the 49ers into a tailspin from which they did not recover. Replacing Young proved to be quite a task for QBs Jeff Garcia and Steve Stenstrom. Garcia received the first try at the job and responded admirably, posting a 24–22 victory, with a QB rating of 106.0, over the Tennessee Titans in his first NFL start. Garcia would start the next four games, but was replaced by Stenstrom in Week 10 at New Orleans. With Stenstrom struggling in starts against the Saints, Rams and Packers, the 49ers coaching staff returned Garcia to the starting lineup for a December 5 game at Cincinnati. And what a return it was. Garcia threw for a career-high 437 yards against the Bengals, including throwing two touchdown passes to WR Jerry Rice. The game proved to be an impetus for Garcia, who over the final five games of the season completed 121-of-182 passes for 1,441 yards, eight touchdowns and three interceptions for a quarterback rating of 98.3.

During that stint, Garcia completed 66.5 percent of his passes and was sacked just three times for 25 yards. San Francisco also was faced with the task of replacing 1998 Pro Bowl RB Garrison Hearst and his team-record 1,570 yards rushing. A key off-season acquisition of RB Charlie Garner proved more than an adequate replacement. Garner rushed for a career-high 1,229 yards, caught a career-high 56 passes for 535 yards and finished third in the NFL with 1,764 total yards.

The San Francisco running attack also was given a boost by second-year FB Fred Beasley's 276 yards rushing and 282 yards receiving, both marks were career-high's. Overall the 49ers led the NFL with 2,095 yards on the ground, becoming the first team to lead the league for consecutive seasons since Buffalo did it in 1991–92. The 49ers also led the league with a per-rush average of 5.0 yards.

The San Francisco receiving corps was once again paced by Rice. He finished the year with 67 receptions for 830 yards and five touchdowns. Certainly not the kind of numbers that Rice is accustomed to, but over the final five games of the season, Rice caught 24 passes for 420 yards (17.5) and three touchdowns. In that span he posted two 100-yard games, including a six-reception, 143-yard effort at Atlanta (1–3) in the season finale. WR Terrell Owens added 60 receptions for 754 yards and four touchdowns while J.J. Stokes totaled 34 grabs for 429 yards and two touchdowns, including a five-reception, 130-yard performance at Atlanta (1–3) in the season finale.

The 49ers defense struggled for much of the season, but was highlighted by several individual performances. DT Bryant Young was named the Associated Press Comeback Player of the Year and earned a Pro Bowl selection. After overcoming a devastating leg fracture that ended his 1998 season and left his future clouded in doubt, Young answered all questions by earning a Pro Bowl nomination with his 11.0 sacks on the season. S Lance Schulters, in his first season as a starter, responded by finishing

second in the NFC with six interceptions, including a game-winning 64-yard return against New Orleans (9–19) in the second week of the season. Schulters was named as the starting free safety for the NFC squad in the 2000 Pro Bowl.

## 2000

San Francisco opened its sixth decade in the NFL under new leadership. The transfer of ownership from Edward J. DeBartolo, Jr. to his sister Denise DeBartolo York was approved by the NFL May 23, 2000. DeBartolo, Jr. ended his tenure after guiding the 49ers to five Super Bowl Championships and 16 postseason appearances. A young San Francisco team, which at one point started five rookies on defense, showed marked improvement throughout the season, winning four of the last six games, to finish 6–10.

The offense again was one of the best in the league, which led to three starters being named to their first Pro Bowl – QB Jeff Garcia, RB Charlie Garner and WR Terrell Owens. Garcia, who was in his first season as the full-time starter, set the pace for the offense all season long. He set career-highs in every category, completing 355-of-561 passes for a team-record 4,278 yards, with 31 touchdowns and only 10 interceptions. He finished the year ranked fifth in the NFL with a 97.6 quarterback rating. Garcia started all 16 games and had six 300-yard passing games, including a 402-yard effort against Chicago in December, which was his third straight 300-yard passing performance and his sixth of the season. His productivity not only led to his first Pro Bowl appearance, but Football Digest also named him the NFL's Most Improved Player.

WR Terrell Owens was one of the many benefactors of Garcia's success. Owens posted his second career 1,000-yard season, catching a career-high 97 passes for 1,451 yards, which ranked him fourth in the NFL. Owens, who only played in 14 games during the season, also had five 100-yard games and scored a team-high 13 touchdowns. Owens had his best performance of his career against Chicago in December, breaking a 50-year old NFL record with 20 receptions for 283 yards and one touchdown. Owens broke Tom Fears' NFL record of 18 receptions in a game, which he set back in 1950 with the Rams. The 49ers backfield was again in the capable hands of Garner and FB Fred Beasley. Garner earned his first Pro Bowl appearance and became the fourth 49ers running back to rush for 1,000 yards in back-to-back seasons. Garner, behind the stellar play of the 49ers offensive line, ran for 1,142 yards on 258 carries and seven touchdowns. Also a receiving threat, Garner set career-highs with 68 receptions for 647 yards and three touchdowns. In addition, he established a team record with 201 yards rushing vs. Dallas. Beasley also had a solid year, rushing for 147 yards on 50 carries and three touchdowns, while catching 31 passes for 233 yards and three touchdowns.

The 49ers defense was young, but got better over the last half of the season. The defense was again paced by the efforts of DT Bryant Young, who posted 51 tackles and led the team in sacks with 9.5. LB Ken Norton Jr. was one of only three players to start all 16 games, extending his consecutive games streak to 160. The 49ers defense started five rookies in the final game at Denver and had seven different rook-



ies start throughout the 2000 campaign. Rookies CB Ahmed Plummer, DE John Engelberger and CB Jason Webster all started at least 10 games. Six rookies—Plummer, Webster, Engelberger, LB Julian Peterson, DT Cedric Killings and S Ronnie Heard—participated in more than 20-percent of the total 1,096 plays.

## 2001

The San Francisco 49ers made their return to the playoffs after a two-year absence, as the young and improving team posted a 12–4 record. The year marked the return of RB Garrison Hearst, who came back from a devastating ankle injury that kept him out of football for two seasons. Hearst rushed for 1,206 yards, was named Associated Press Comeback Player of the Year and also earned his second career Pro Bowl nomination. In total, the 49ers had six players travel to the islands for the annual all-star game. In addition to Hearst on offense, QB Jeff Garcia and WR Terrell Owens made their second straight appearances, C Jeremy Newberry played in his first Pro Bowl, G Ray Brown made the first Pro Bowl appearance in his 16-year career, and on defense DT Bryant Young made his third Pro Bowl appearance, anchoring the 49ers defense that improved from ranking 29th in 2000 to 13th in 2001.

The offense was again in the capable hands of Garcia. The Gilroy native proved that 2000 wasn't a fluke. He completed 316-of-504 passes for 3,538 yards. The third-year veteran also threw 32 touchdowns, becoming the first 49ers quarterback to throw for 30 or more touchdowns in consecutive seasons. Owens was one of Garcia's favorite targets, especially when it came to the endzone. Owens caught 93 balls for 1,412 yards and a career-high and NFL leading 16 touchdowns. While Hearst was the big story, the offensive line, which returned all five starters from the 2000 season, proved to be vital to the team's success. For the fifth consecutive season, San Francisco produced a 1,000-yard rusher, which set a new team record.

The defense was still young, but improved as the season progressed. The defensive line added two new starters to the mix, although one of them was not so new. DT Dana Stubblefield returned to the 49ers after spending three seasons with Washington and rookie DE Andre Carter made an impression, especially in the last four weeks of the season when he was named NFC Rookie of the Month. Carter led the team in sacks with 6.5, adding 4.5 of those in the last five games. The unit as a whole improved over the last half of the season, posting a team-record three shutouts in the last month of the campaign. Another big addition was LB Derek Smith, who came over from the Redskins as well. Smith brought with him four consecutive seasons of 100 tackles or more. Smith kept that streak alive as he led the defense with 126 total tackles. Also helping the defense with its improvement was S Zack Bronson and CB Ahmed Plummer. Both players recorded career-highs with seven interceptions each. Bronson also returned two for touchdowns, including a career-high and team record 97-yard return at Chicago.

## 2002

The San Francisco 49ers entered 2002 with hopes of advancing past the first round of the NFL playoffs. The team accomplished the mission finishing

the season with 10 wins and advancing to the NFC Divisional Playoffs in grand fashion with the second largest playoff comeback in NFL history. The 49ers finished the season with a 5–1 division record and won their first division title since 1997. The team's success came from its ability to minimize turnovers, along with a strong running game. The 49ers gained 2,244 yards on the ground for the second consecutive season and RB Garrison Hearst established a career-high with eight rushing touchdowns. Helping Hearst were Pro Bowlers G Ron Stone and C Jeremy Newberry, who anchored an offensive line that was third in the NFL in fewest sacks allowed.

San Francisco had the least amount of turnovers in the NFC with 17. In his third season as director of the 49ers offense, QB Jeff Garcia earned his third consecutive Pro Bowl berth. He completed 62 percent of his passes and tied a team record by directing five fourth-quarter comebacks. WR Terrell Owens continued his dominance with a career-high 100 receptions and led the NFL with 13 receiving touchdowns. Owens surpassed 1,000 receiving yards for the third consecutive season and earned his third consecutive Pro Bowl bid.

Defensively, LB Julian Peterson had a breakout season with a career-high 104 tackles. He shut down several of the league's top tight ends and made history by playing four positions in a single game against Dallas (12–8). His effort earned him his first career Pro Bowl appearance. DT Bryant Young added an interior presence with his fourth career Pro Bowl nomination and S Tony Parrish proved to be an invaluable pickup with a career-high seven interceptions. He won the Len Eshmont and the Ed Block Courage Award, both firsts for a player in his inaugural season.

## 2003

Head Coach Steve Mariucci was released from the final year of his contract on January 15, 2003. The 49ers conducted an extensive search for Mariucci's successor and in the end hired Dennis Erickson. Erickson was introduced as the 14th head coach in 49ers team history on February 12, 2003. The Erickson era started with a 7–9 record for the 49ers in 2003.

The team struggled on the road, winning only one game, but was impressive at home, scoring more than 45 points in two separate home games. The team was represented in the Pro Bowl, the 23rd consecutive year the 49ers had at least one team representative in the islands. In 2003, WR Terrell Owens made his fourth consecutive Pro Bowl, LB Julian Peterson made his second consecutive trip and FB Fred Beasley made his first career appearance in Hawaii. On offense, QB Jeff Garcia missed three games due to injury, but threw for 2,704 yards and 18 touchdowns. In his place, QB Tim Rattay responded admirably, throwing for 856 yards and seven touchdowns while posting a 2–1 record in those three games. RB Kevan Barlow recorded his first career 1,000-yard rushing season after becoming the main tailback after RB Garrison Hearst went down with a knee injury and missed the final four games. Owens recorded his fourth consecutive 1,000-yard season, amassing 1,102 yards despite missing the final game of the year.

The 49ers defense finished the year ranked 13th overall in the NFL and ninth against the run. The unit

was led by Pro Bowler Peterson, who led the team in sacks with seven, and S Tony Parrish, who tied for the league lead with nine interceptions. The group as a whole recorded 42 sacks on the year, the highest total since 1998, which was good for second in the NFC and tied for fourth in the NFL. In addition, the 49ers defensive unit allowed only 268 yards per game, the lowest total since 1997. San Francisco also caused turnovers as evidence by its 13 fumble recoveries, its highest total since 1997.

## 2004

The San Francisco 49ers continued to build depth with a young squad of versatile and talented athletes in 2004. Despite a 2–14 overall record, the group was able to gain significant experience while individuals on both sides of the ball notched career milestones over the 16-game span. The 49ers also swept NFC West rival Arizona in two thrilling overtime battles in the confines of both Monster Park and on the road in Sun Devil Stadium. The team was also represented in the Pro Bowl for the 24th consecutive year as LS/TE Brian Jennings made his first trip to the Pro Bowl. Jennings was chosen to serve as a "need" player in Hawaii by the NFC coaching staff. On offense, TE Eric Johnson returned to the lineup after missing 2003 with a broken collarbone and paced the team with 82 receptions for 825 yards and two touchdowns. His performance was the best-ever by a 49ers' tight end.

WR Brandon Lloyd led the scoring attack with six touchdown receptions while RB Kevan Barlow steadied the ground game with 244 carries for 822 yards and seven touchdowns. Under center, QB Tim Rattay battled shoulder, forearm and foot injuries to play in nine games, including a career-best 417-yard performance in the 49ers first of two bouts against Arizona. Rattay rallied the offense from a 16-point fourth-quarter deficit to win 31–28 in overtime. In the process, he completed a team-record 38 passes en route to his first 400-yard game.

DT Bryant Young's 11 years of NFL experience served as the veteran voice behind the defensive unit. Young led the line with 79 tackles and three sacks and enjoyed a career game against Chicago after notching 10 tackles and two sacks, his 17th career multi-sack game. For his efforts, Young was presented the team's Len Eshmont and Bill Walsh Awards. It was an unprecedented fifth Len Eshmont award win for Young. DE John Engelberger responded with a career year, with a career-high 64 tackles. He led team with 6.0 sacks. Also a steady rock on defense was SS Tony Parrish, who started all 16 games to give him 112 consecutive career starts, the third-longest active streak at his position. LB Derek Smith also chipped in at the linebacker post, reaching the 100-tackle plateau for the eighth straight year. Smith and fellow LB Jeff Ulbrich led the team with 167 tackles. After a season-ending Achilles injury to LB Julian Peterson, LB Jamie Winborn stepped up with 104 tackles, 4.5 sacks and three forced fumbles.

The 49ers also saw much promise from a handful of young participants. Second-year T Kwame Harris played in 14 contests and did not allow a sack in the last five games after returning to the starting lineup on the left side. Also gaining experience on the line was rookie G Justin Smiley who played in all 16 games with nine starts. On the opposite

side of the ball, rookie RCB Shawntae Spencer finished third in the league with 12 starts as a rookie. He also led the defensive unit with 12 passes defended. Second-year DT Anthony Adams continued to flourish in his role, registering a career-high nine stops against Washington. The special teams unit remained staunch, led by the efforts of rookie P Andy Lee. Lee finished the season with a 41.6-yard average, the highest since P Reggie Roby during the 1998 campaign. He led all rookies in the NFC in gross average and boomed an 81-yard punt against Tampa Bay (11-21-04) which was the longest of 2004 and the fourth-longest in team history. Another rookie, S Keith Lewis, also made his presence felt as he became the first player in 49er history to block a punt, force a fumble and recover a fumble in the same season. Lewis was able to accomplish this trifecta on only special teams plays.

## 2005

The San Francisco 49ers faced a tremendous amount of adversity during the 2005 campaign under new Head Coach Mike Nolan, but utilized both the highs and lows as opportunities to grow and improve. With a mix of veteran experience and young talent, the team doubled their win total from 2004 with a 4-12 record, including a series sweep over NFC West division rival St. Louis, a home win against playoff contender Tampa Bay, and a nail-biting overtime victory in the 2005 season finale against Houston.

The 49ers also made a historic trip to Mexico City to play NFC West division rival Arizona in front of an NFL-record 103,467 fans. Even though the 49ers lost a league-high 101 games by starters, including three of the four starters in the secondary, there were many individual and team bright spots, including strong showings from five players who started every game in 2005 (LB Derek Smith, NT Anthony Adams, G Justin Smiley, T Kwame Harris and C/G Eric Heitmann). Of the 11 original 2005 draft selections, 10 went on to spend the 2005 season on the 49ers roster and contributed on offense, defense and special teams. Six of the 10 started in some capacity throughout the season (RB Frank Gore, QB Alex Smith, G David Baas, T Adam Snyder, TE Billy Bajema and CB Derrick Johnson).

On offense, four different quarterbacks saw time under center. The most experienced of the four in the quarterback rotation, Tim Rattay, took the initial starting reins and led the 49ers to a 28-25 opening day victory against St. Louis. Shortly after, first overall draft pick Alex Smith made his professional debut, stepping in to relieve Rattay at Arizona in Mexico City. With the eventual trade of Rattay in Week 7 to Tampa Bay, and a knee injury to Smith, both Ken Dorsey and Cody Pickett also stepped in to call plays in the pocket. Smith returned to the starting lineup and gained valuable playing experience, seeing action in nine games with seven starts while showing outstanding poise and maturity in the pocket.

WR Brandon Lloyd led the aerial attack with 48 catches for 733 yards including five touchdowns from four different quarterbacks. WR Arnaz Battle also gained ground after rebounding from a knee injury, averaging 11.3 yards per catch while snagging three touchdowns. On the ground, RB's Kevan Barlow, Frank Gore and Maurice Hicks all chipped in 100-yard single-game performances and three

touchdowns each. Gore had a stellar first season while pacing all 49ers rushers with 127 carries for 608 yards. After losing C Jeremy Newberry and LT Jonas Jennings to injuries, the offensive line was able to develop some consistency in the second half of the season with rookie LT Adam Snyder and rookie G David Baas making significant strides as starters. Eric Heitmann also held strong as both a guard and center.

Defensively, veteran leader DE Bryant Young led the team with eight sacks (including three multi-sack contests), his most since 2000. His 77.5 sacks put him into third place on the 49ers all-time sack leader list. For his stellar performance, Young was voted by his teammates as the 49ers recipient of the Len Eshmont and Ed Block Courage Awards. Also paving the way was LB Derek Smith, whose 163 tackles led the 49ers, his fifth straight time to pace the unit. The team's co-MVP/Bill Walsh Award winner also notched his ninth straight 100-yard campaign. In the absence of an injured Jeff Ulbrich, LB Brandon Moore responded by finishing second on defense with career highs in tackles (93), sacks (5), interceptions (1) and fumble recoveries (1). Before he was lost for the season with a fractured fibula, S Tony Parrish posted two interceptions, returning one for a touchdown. His teammates, CBs Mike Adams and Shawntae Spencer led the team with four interceptions and a touchdown return each.

The special teams unit played a big part in the team's scoring efforts as co-MVP Bill Walsh Award winner K Joe Nedney accounted for 97 49ers points off of 28 field goals (including a 56-yard career long) and 19 extra points. P Andy Lee's three touchbacks in 107 punts placed him with the third-best ratio of touchbacks-to-punts among punters with 30 or more kicks in 2005. Special teams ace Terry Jackson stayed true to his form by leading the coverage unit with 21 tackles. And rookie return man Otis Amey got the season off to an electrifying start after returning a 75-yard punt for a touchdown in the season opener against St. Louis. Amey became the fifth 49ers rookie to return a punt for a touchdown and the first to do so on his first-ever return. He also became the second 49ers player (behind WR Nate Singleton) to score a touchdown on his first touch.

## 2006

Under the direction of second-year Head Coach Mike Nolan, the 49ers continued to build a framework for success – that included utilizing young talent sprinkled with enough veteran leadership to mentor and keep the group heading in the right direction. After a 4-12 campaign in 2005, the 49ers significantly increased their win total to seven and closed the year with two, morale-boosting road wins in Seattle and Denver to finish 7-9. The organization picked up some key free agents prior to the start of the 2006 season, including All-Pro and future Hall of Fame G Larry Allen, speedy playmaker CB Walt Harris and 13-year NFL veteran and proven Super Bowl winner QB Trent Dilfer. Their acquisitions paid immediate dividends. Allen and Harris joined second-year RB Frank Gore at the Pro Bowl to mark the 25th time in club history the team has been represented, and Dilfer served as a sturdy mentor to second-year starting QB Alex Smith.

The 49ers also added talent through the draft, picking up nine immediate contributors. Eight of the

nine draft picks (TE Vernon Davis, LB Manny Lawson, WR Brandon Williams, RB Michael Robinson, DE/LB Parys Haralson, TE Delanie Walker, S Marcus Hudson and DE Melvin Oliver) saw action during the season while three (Davis, Lawson and Oliver) were starters.

Offensively, the 49ers grew by leaps and bounds, largely in part to the schemes and game plans run by new Offensive Coordinator Norv Turner. QB Alex Smith began to flourish under Turner's guidance and became the first-ever 49ers quarterback to take every snap for the entire regular season while showing dramatic improvement in year two. He set career highs in every offensive category and led the 49ers to a fourth-quarter comeback win (24-14) in Seattle in his first career primetime game. C Eric Heitmann held strong under center, serving as the line's vocal and emotional leader and Bobb McKittrick Award winner. Leading the offensive production was RB Frank Gore, who plowed behind the line and new free agent FB Moran Norris en route to setting a franchise-record 1,695 rushing yards, tops in the NFC, and another record 2,180 combined yards. His 212-yard performance against Seattle was the highest single-game rushing total in 49ers history and was one of nine 100-yard rushing performances on the season. Gore was voted the team's co-MVP/Bill Walsh Award winner and Ed Block Courage Award recipient. Also chipping in was rookie TE Vernon Davis, who scored on his first NFL touch, a 31-yard touchdown catch in the season opener at Arizona.

The defensive unit overcame some early struggles and improved significantly during the second half of the season. LB Brandon Moore led the unit in tackles (114) and sacks (6.5) in his first year as a full-time starter. Consummate veterans LB Derek Smith (93 tackles), DT Marques Douglas (75 tackles, three sacks) and seven-time Len Eshmont Award winner DE Bryant Young (60 tackles, 5.5 sacks) led the group up front while CB Walt Harris and S Keith Lewis (72 tackles, two interceptions, one sack) proved to be new, impact presences in the secondary. Harris finished with one sack and a career-high eight interceptions including a 28-yard touchdown return at Denver. Rookie LB Manny Lawson wrapped his inaugural campaign with 65 tackles, 2.5 sacks, one interception and a blocked punt while rookie DE Melvin Oliver had 50 stops, one sack and a 12-yard fumble return for a touchdown. On special teams, K Joe Nedney amassed 116 points, the second-highest total of his career and eighth most in team history. Nedney was also successful on three onside kicks. RB Maurice Hicks continued to play a key role in the special teams effort. He led the unit with 20 tackles, one fumble recovery and also returned 57 kickoffs for a franchise record 1,428 yards, third best in the NFC. Also making a difference on the special teams unit was rookie RB Michael Robinson, who finished with 16 stops and a 33-yard return for a first down on a fake punt at Seattle.

## 2007

Head coach Mike Nolan and his team entered the 2007 season believing that anything less than the playoffs would be a disappointment. Unfortunately, the team fell far short of that mark with an overall 5-11 record as four different quarterbacks took the helm of the 49ers offense. 49ers fans did experience some highlights in 2007, including another 1,000-

yard rushing season for RB Frank Gore and a stellar season by LB Patrick Willis. The 49ers top pick out of Ole Miss won Defensive Rookie of the Year and Pro Bowl honors. Willis was also the only NFL rookie to be named All-Pro in 2007, becoming the first 49ers defensive rookie to earn the honor since CB Ronnie Lott in 1981. His 226 tackles was an unofficial NFL record and Willis earned numerous additional accolades. P Andy Lee joined Willis at the Pro Bowl as he put together one of the greatest punting seasons in NFL history. Lee set an NFL record for punts downed inside the 20-yard line with 42, while ranking second in gross punting average (47.3) and net punting average (41.0) behind Oakland's P Shane Lechler.

The 49ers went 2-1 in primetime games in 2007, winning the season opener on Monday Night Football against the Arizona Cardinals and defeating the Cincinnati Bengals on a Saturday night game in December. QB Alex Smith started the season with a 2-1 record before experiencing a shoulder injury in the fourth game of the season against Seattle. He eventually was placed on Injured Reserve in December and underwent surgery. QB Trent Dilfer stepped in for Smith and led the team with 1,166 passing yards on 113-of-219 passing. Dilfer eventually would suffer a concussion vs. Minnesota (12-9), and QB Shaun Hill replaced the veteran in Week 13 of the season. Hill was sharp during his three games of action, completing 54-of-79 passes for 501 yards with five touchdowns and one interception. However, Hill would also succumb to injury, being sidelined with a back injury for the season finale. QB Chris Weinke saw action in the final game of the season.

Despite inconsistency on offense, the 49ers special teams unit was among the league's most elite in 2007. K Joe Nedney connected on 17-of-19 field goal attempts, while Lee booted 49 punts of 50 or more yards (16 more than any other punter). At the conclusion of the season, one of the all-time great 49ers, DT Bryant Young, retired from the NFL after 14 seasons with San Francisco. Young led the 49ers with 6.5 sacks and finished with 89.5 sacks for his career, which is third on the 49ers all-time sack list behind Cedrick Hardman and Tommy Hart. He earned his eighth Len Eshmont Award, given to the player who best exemplifies the inspirational and courageous play of Len Eshmont.

## 2008

The San Francisco 49ers entered the 2008 season following a simple mantra, 'One game at a time.' Throughout the year, 49ers players and coaches experienced several transitions and tribulations, but did not allow their minds to linger in the past, nor venture too far into the future. The focused approach proved effective as the team won five of its final seven games to close out the season.

After a promising 2-1 start to the year, San Francisco dropped four straight contests before making a change at head coach. In his fourth season at the helm of the 49ers, Mike Nolan was replaced by assistant head coach/linebackers coach Mike Singletary. Upon accepting the position, Singletary said the foundation was in place to take the team to the 'next level.' The response by his players and staff proved positive as the 49ers finished with a 5-4 record under Singletary's direction. Immediately following the conclusion of the season finale against Washington, team President Jed York announced to

onlooking players and coaches in the locker room that Singletary would remain the 49ers head coach moving forward. The quarterback position was one of the first areas that Singletary addressed when taking over midway through the 2008 season. QB J.T. O'Sullivan started the first eight games of the year and showed an ability to make big plays, but costly turnovers proved to be problematic for the signal caller. O'Sullivan was replaced at the end of the first half of Singletary's first game as head coach against Seattle. Singletary later announced QB Shaun Hill would take over the starting role for the remainder of the season. The move appeared to be the right one as Hill went on to post a 5-3 record and a 87.5 overall passer rating. While Hill made his season debut midway through the year, RB Frank Gore was once again the centerpiece of the 49ers offense.

Despite missing two games with an ankle injury, Gore became the first 49ers player to rush for over 1,000 yards in three consecutive seasons, finishing the year with 1,036 rushing yards and 1,409 total yards from scrimmage. WR Isaac Bruce, who earned the team's coveted Len Eshmont Award in his first season in a 49ers uniform after spending 14 years with the Rams, recorded team-highs in receptions (61), receiving yards (835) and touchdown catches (7). TE Vernon Davis, who was named as an alternate for the Pro Bowl, finished the season ranked fourth on the team in receptions (31) and receiving yards (358).

On defense, Singletary consulted with defensive coordinator Greg Manusky and transitioned the unit into a more simplified, yet productive 3-4 alignment midway through the season. Over the final nine games of the year, the 49ers improved from 23rd in total defense to finish 13th (326.0) in the NFL. LB Patrick Willis earned his second consecutive Pro Bowl nod after totaling a team-high 185 tackles, while LB Takeo Spikes ranked second on the team with 122 tackles to go along with three interceptions in his first year with San Francisco. LB Parys Haralson had a breakout season with eight sacks, the most by a 49ers linebacker since Kevin Greene posted 10.5 in 1997. The 49ers defensive line got a boost with the offseason signing of DE Justin Smith, who ranked second on the team with seven sacks and fourth on the squad with 104 tackles.

As one of the most experienced units in the NFL, the 49ers secondary finished the season strong, allowing an average of 177.4 passing yards per game over the final five contests, which ranked third among NFL teams during that time span.

For the second year in a row, the 49ers special teams unit ranked among the best in the NFL. Led by special teams coordinator Al Everest, P Andy Lee, KR/PR Allen Rossum and RB Michael Robinson were all named alternates for the Pro Bowl. Lee finished the season ranked third in the NFL with a career-high and team-record 47.8 gross average.

## 2009

The 49ers took a step forward in 2009, recording their best finish since 2002 with an 8-8 record in head coach Mike Singletary's first full season, which included a 5-1 record against the NFC West. The 49ers opened the season with a bang against the defending NFC Champion Arizona Cardinals. LB Patrick Willis, who was named to his 3rd consecutive Pro Bowl as a starter at year's end, recorded the first

of his career-high 3 INTs on the year to propel his team to a 20-16 road victory. RB Frank Gore also played a large role in the win, scoring the go-ahead TD in the 4th qtr. as part of a 2-score performance. On the season, he went on to set personal bests with 10 rushing TDs and 13 total TDs, while becoming the only 49er ever to post four 1,000-yd. rushing seasons, despite missing two games to an ankle injury. Gore repeated his 2-TD performance the following week in a 23-10 victory at home against Seattle, running for scores of 79 and 80 yds. to join RB Barry Sanders as the only players in NFL history to register 2 TD runs of 75+ yds. in a single game.

With the momentum of a spotless division record, San Fran traveled to Minnesota for what would be an action-packed matchup. In a game where an ankle injury felled Gore on his first attempt, TE Vernon Davis rose to the occasion and recorded 2 TDs, one of which gave the 49ers a 4-point lead in the 4th qtr., which they held until Minnesota's last drive. Vikings QB Brett Favre milked every last second as he fired a 32-yd. TD pass with 2 seconds remaining, stabbing the hearts of 49ers fans. The 49ers bounced back the next week against St. Louis, defeating the Rams 35-0 to mark the first shutout by the team since 2002.

Following a crushing 45-10 loss to Atlanta at Candlestick Park, San Fran added another weapon to its arsenal as rookie WR Michael Crabtree joined the team over the bye weekend after missing the first 5 games of the season because of a contract impasse. Crabtree hit the ground running and went on to lead all NFL rookies with a 56.8 yds./game avg. over the final 11 contests. In his debut at Houston, the rookie dazzled the crowd with some acrobatic catches, but the show would eventually turn to two 49er veterans. After falling behind 21 points at halftime, Singletary made a change at quarterback, inserting Alex Smith into the lineup for Shaun Hill. Smith, who hadn't seen any action in nearly two years, responded by throwing a career-high 3 TDs in the final 2 qtrs., all of which were caught by Davis. Following the Texans game, Smith would go on to start the remainder of the season and register career-highs in passing TDs (18), completion pct. (60.5) and quarterback rating (81.5), while Davis proceeded to put up historic numbers on his way to being named a starter in his first Pro Bowl. The talented tight end finished the year with 965 yds. and tied the NFL single-season record for TD receptions (13) by a tight end. The next week at Indianapolis, the team lost starting LT Joe Staley on the first offensive play to a knee injury.

Behind the crafty play-calling of defensive coordinator Greg Manusky, the 49ers became the only team to hold NFL MVP QB Peyton Manning without a TD on the season. Despite the unit's valiant effort, the 49ers fell 18-14. A 34-27 loss to the Titans at home inspired the squad for a prime-time, Thursday Night Football showdown against Chicago. In what was a microcosm of the defense's season, the unit recorded 5 INTs, including SS Michael Lewis' victory-sealing pick in the end zone. After digging themselves a 23-3 hole at Green Bay, San Fran valiantly battled back in the final 2 qtrs., only to come up short by less than a TD in the 30-24 defeat.

The defense exacted revenge at home against Jacksonville the following week, allowing just 3 points as Davis and Gore each scored in the 20-9 victory. Despite a career-high 310 yds. passing from



Smith, the 49ers lost in Seattle, 20–17, before returning home for a prime time, MNF rematch against Arizona. A statement game for the defense, the 49ers forced 7 turnovers (5 FRs, 2 INTs), including a franchise record 7 FFs, as the 24–9 win sealed the season sweep of the Cardinals. The Niners penchant for forcing turnovers allowed them to post the NFL's 5th–best turnover ratio in 2009 (33 takeaways; 24 giveaways). In the blizzard–beaten city of Philadelphia the following Sunday, the Niners struggled with turnovers in a 27–13 loss to the Eagles. Facing Detroit a week later, TDs from Davis and Gore led the way as the 49ers outgunned the Lions 20–6.

San Fran would move toward its final game in St. Louis with a chance to secure its first non–losing season since 2002. Overcoming a slow 1st half, Alex Smith and Co. put up 28 points in the final half, including a 73–yd. TD catch by Davis to register his record–tying total. Gore capped off the day with 2 TDs and his 5th 100–yd. performance of the year, giving him 20 such career games and tying him with Joe Perry for the franchise record.

## 2010

The San Francisco 49ers entered the 2010 season with high hopes, having finished the previous season with their best record since 2002 and having five players named to the Pro Bowl. The 49ers dug themselves an insurmountable deficit with a 0–5 start that they ultimately could not overcome. San Francisco finished the year with a 6–10 record and a third place finish in the NFC West. The 49ers opened the season on the road against the Seattle Seahawks. With the arrival of former USC head coach Pete Carroll, the 49ers were not completely certain about what to expect and were stunned by a 31–6 loss.

The Niners opened their home slate on Monday Night Football against the Super Bowl Champion New Orleans Saints to Candlestick Park. RB Frank Gore rushed for 112 yds., and 1 TD on the ground and 1 through the air. 49ers QB Alex Smith passed for 275 yards, but his heroics were not enough as New Orleans posted a late FG giving the Saints a 25–22 victory. A dismal offensive performance in a 31–10 loss in Kansas City influenced head coach Mike Singletary to let offensive coordinator Jimmy Raye go and promote QBs coach Mike Johnson to the role of play–caller. In week 4 the Niners traveled to Atlanta. The 49ers started fast but their inability to finish, however, ultimately cost them a win as the Falcons edged them, 16–14.

San Francisco returned home for its 2nd prime–time matchup in as many home games. NBC's Sunday Night Football pitted them against the Philadelphia Eagles. Again, San Francisco showed up under the brightest of lights, posting 309 yds. through the air including 3 TDs, but a late game INT gave the 49ers their 5th straight loss of the season, 27–24. The 49ers added some rays of hope against the visiting Oakland Raiders. Gore accounted for 149 yds. rushing, leading the 49ers offense to 349 yds. of total offense and earning the Niners their first win of

the season, 17–9.

The 49ers next test would be at Carolina. The Niners failed to capitalize on a late–game lead and allowed the Panthers to mount a 20–23 comeback victory on a game–winning FG as time expired. Starting QB Alex Smith suffered an injured shoulder during the 4th qtr. At 1–6, the team boarded a plane and traveled to London for a week–long road trip to square off with the Denver Broncos in the 2010 International Series game. With QB Troy Smith at the helm due to the injury to Alex Smith a week earlier, the “home team” defeated Denver, 24–16. After the bye week, the 49ers returned home to defeat division foe St. Louis 23–20 in OT, behind the big–play arm of Troy Smith and the Frank Gore run game.

The ensuing 21–0 shutout by Tampa Bay at Candlestick, the first home shutout since 1977, inspired the squad for a prime–time, MNF showdown at Arizona. The defense held the Cardinals to just 13 yds. rushing and forced 2 turnovers. Unfortunately, perennial Pro Bowl RB Frank Gore suffered a fractured hip during the contest ending his season. After a forgettable 34–16 loss to Green Bay at Lambeau Field, San Fran erupted for a season–high 40 points against the visiting Seahawks. Mike Singletary had handed the started QB role back to Alex Smith after the GB loss, and he went on to throw for 255 yds. and 3 TDs in the 40–21 win. Despite the momentum the Niners seemed to gain they lost, 34–7, at San Diego in a Thursday night matchup.

Despite a 5–9 record, San Francisco was still in NFC West hunt. Looking for a spark Singletary once again switched QBs, this time to Troy Smith. The spark that was expected never came to be and the 49ers suffered a devastating, 25–17, loss at St. Louis. With the division title and all playoff hopes out of reach, team President and CEO Jed York relieved head coach Mike Singletary of his duties that evening. Defensive line coach Jim Tomsula was later promoted to interim head coach for the final week of the season. The 49ers battled to finish the season with a favorable taste in their mouths vs. Arizona. RB Brian Westbrook notched 2 TDs while Alex Smith threw for 276 yds., 2 TDs and a QB rtg. of 107.8, in a 38–7 win.

## 2011

The San Francisco 49ers 2011 season began with great hope surrounded by as much, if not more, uncertainty, due in large to the arrival of head coach Jim Harbaugh and the lack of an offseason for the new coaching staff to gel with its players. By season's end, Harbaugh had led his team to a 14–4 record, a NFC West Division Title and a berth in the NFC Championship Game.

Although the 49ers became a blue collar unit focused solely on wins, individual honors were plentiful for the team in 2011. Harbaugh was named AP Coach of the Year at season's end and the team boasted a league–high five First Team AP All–Pros – DT Justin Smith, LB Patrick Willis, LB NaVorro Bowman, K David Akers and P Andy Lee (LT Joe Staley and CB Carlos Rogers were named to the Second

Team). San Francisco also posted a NFL–high nine Pro Bowl selections – Smith, Willis, Akers, Lee, Rogers, Staley, S Dashon Goldson, RB Frank Gore, and LS Brian Jennings.

Led by Willis and Smith, both finalists for Defensive Player of the Year, the 49ers defense possessed the most dominant front seven in the game, a unit that produced 40 of the team's 42 sacks and a Defensive Rookie of the Year finalist, LB Aldon Smith, who set the franchise's rookie sack record (14). The unit began the year without allowing a rushing TD in its first 14 games, a feat never before achieved in league history. The defense's NFL–high 38 takeaways allowed the 49ers to lead the league with a team–record turnover differential (plus–28). By the end of the year, the defense ranked 1st in the NFL against the run, 2nd in points allowed, and 4th in total defense.

The San Francisco offense played a physical brand that controlled the tempo of games, rarely made mistakes and made plays when it was ultimately needed. Six times in 2011, QB Alex Smith, RB Frank Gore and the Niners offense mounted come–from–behind wins. The offense tied NFL single–season records for fewest turnovers (10) and interceptions (5). Gore became the franchise's all–time leading rusher surpassing Joe “The Jet” Perry. Smith put together his finest year as a pro, finishing the season with a 90.7 QB rating, a 61.4 completion percentage and the NFL's lowest interception percentage (1.1). The quarterback also tied the franchise record with four, 4th quarter come–from–behind wins on the road (QB Joe Montana – 4 in 1989).

Special teams lived up to its name for the 49ers in 2011, as the unit finished the season ranked atop the NFL. The team featured two record–setting specialists in Akers and Lee. Akers set the NFL record for most field goals made (44) and most points in single–season, no touchdowns (166), while Lee registered a 44.0 net punt average, also setting a new NFL record. KR Ted Ginn Jr. became the first player in franchise history to record a punt return for a touchdown and a kickoff return for a touchdown in the same game in the season opener versus Seattle.

Inside the friendly confines of Candlestick Park, San Francisco posted a 7–1 record. The Niners never trailed by more than 3 points at home all season and averaged 27.6 points per game, ranking 6th in the NFL. The 49ers also boasted a 6–2 record away from home. The 6 wins on the road were the most by the team since 1996 (6–2).

In the 49ers first postseason game since 2002, they defeated the New Orleans Saints, 36–32. TE Vernon Davis shined as he registered 7 receptions for 180 yards and 2 touchdowns, including the game–winning 14 yarder from Alex Smith with :09 remaining.

A magical season came to an end in the NFC Championship game, as the 49ers fell to the eventual Super Bowl Champion New York Giants in overtime, 17–20.

## 2012

Carrying the heavy expectations from a trip to the NFC Championship in 2011, the 2012 San Francisco 49ers took a step further and won the NFC for the first time since the 1994 season. Head coach Jim Harbaugh led his team to a 11–4–1 regular season record, a second straight NFC West Title, and the sixth Super Bowl appearance in franchise history.

For the second consecutive season, accolades accompanied team achievement. The 49ers led the NFL with six First–Team AP All–Pro selections – LB Patrick Willis, LB NaVorro Bowman, LB Aldon Smith, G Mike Iupati, S Dashon Goldson, P Andy Lee and three Second–Teamers DT Justin Smith, LB Ahmad Brooks and T Joe Staley. In addition to the All–Pros, the 49ers also had nine players selected to the NFC Pro Bowl team – Bowman, Goldson, RB Frank Gore, Iupati, Aldon Smith, Justin Smith, Staley, S Donte Whitner and Willis. The Niners offensive line was also awarded the 2012 Madden Most Valuable Pro–tectors Award, which recognizes the best offensive line in the National Football League.

The 49ers defense picked up where they left off in 2011, dominant. The unit, which returned 10 of 11 starters from 2011, finished 2nd in the NFL in total points allowed (17.1 pts. per game) and 3rd in total defense (294.4 yds. per game). Aldon Smith broke Hall of Fame DE Fred Dean's franchise sack record (17.5 in 1983), with 19.5. That mark was 2nd in the NFL in 2012 and t–10th in NFL history. A stone–wall rush defense held opponents to an average of just 94.2 yds. per game, which ranked 4th in the NFL and a pass defense that allowed 200.2 yds. per game that also ranked 4th. The defensive unit was one of two teams in the NFL to rank in the top five in all four categories (Denver).

A dynamic and physical rushing attack complemented the Niners defense in 2012. Gore surpassed RB Roger Craig and RB Joe Perry's franchise record of 50 career rushing TDs by punching in his 51st TD vs. Arz. (12/30). Entering the starting lineup in Week 11 due to an injured QB Alex Smith, QB Colin Kaepernick left opposing defenses in a daze with his versatility. In the Divisional Round of the playoffs vs. GB (1/12/13), Kaepernick set the NFL single–game rushing record by a quarterback with 181 yds. rushing and 2 TDs on 16 carries, as well as completing 17 of 31 atts. for 263 yds., and 2 TDs. Big plays from Kaepernick not only came on the ground, but through the air as he completed 21, 25+ yds. completions, which was good for 2nd in the NFL since taking over the starting job.

Special teams started the season off with K David Akers tying a NFL record long FG when he nailed a 63–yd. kick at GB (9/9). Andy Lee sat atop the NFL with a 43.2 net punting average and landed 36 punts inside the 20–yd. line, 3rd most in the NFL in

2012 and the second highest single season total of his career.

The 49ers were 6–1–1 at Candlestick Park this season, with the defense allowing just 9 TDs, the best in the NFL.

In addition to Kaepernick's record–breaking performance in the 49ers 45–31 Divisional Round victory vs. the Packers, San Francisco also became the first team in NFL history to ever have two, 100–yd. rushers [QB Colin Kaepernick (181 yds. rushing), RB Frank Gore (119 yds. rushing)] and one, 100–yd. receiver [WR Michael Crabtree (119 yds. receiving)] in a playoff game. The following week, the Atlanta Falcons jumped out to a 17–0 lead in the NFC Championship Game at the Georgia Dome and Kaepernick led the charge by hitting 16 of 21 passes for 233 yds. and 1 TD with a QB rating of 127.7 as the 49ers came back to win 28–24. It was the 2nd largest deficit overcome to win a conference championship in NFL history.

The curtains closed on the biggest stage for the 2012 49ers as they fell to the Baltimore Ravens 34–31 in Super Bowl XLVII. The 49ers became the first team in Super Bowl history to have a 300–yd. passer, a 100–yd. rusher and two, 100–yd. receivers in a single game. Kaepernick threw for 302 yds., RB Frank Gore added 110 yds. rushing, WR Michael Crabtree tallied 109 rec. yds. and TE Vernon Davis recorded 104 rec. yds.

## 2013

Following a trip to Super Bowl XLVII in 2012, the San Francisco 49ers battled through adversity and high expectations to reach the NFC Championship Game for the third year in a row. Head coach Jim Harbaugh led his team to a 12–4 regular season record as the team closed out historic Candlestick Park and moves to its new home in 2014, Levi's® Stadium.

Possessing a deep, talented roster, the 49ers had nine players selected to the 2014 Pro Bowl, the second most in the NFL – LB NaVorro Bowman, LB Ahmad Brooks, TE Vernon Davis, RB Frank Gore, G Mike Iupati, S Eric Reid, DT Justin Smith, T Joe Staley and LB Patrick Willis. San Francisco also had one First–Team AP All–Pro selection – Bowman, and four Second–Teamers – Brooks, V. Davis, J. Smith and Staley.

The 49ers defense continued its dominance under defensive coordinator Vic Fangio. The unit finished 3rd in the NFL in scoring defense (17.0 pts. per game), 4th in rushing defense (95.9 yds. per game), 5th in total defense (316.9 yds. per game) and 7th in passing defense (221 yds. per game). They were also the only team to not allow a 100–yd. rusher during the regular season.

In 2013, the Niners featured a balanced offen–

sive attack. Frank Gore rushed for 1,128 yds. and 9 TDs, which ranked t–6th in the NFL, and WR Anquan Boldin registered team–highs in receptions. (85) and rec. yds. (1,179). It marked the first time since 2003 that the 49ers have had a 3,000–yd. passer, 1,000–yd. rusher and 1,000–yd. receiver in the same season. QB Colin Kaepernick passed for 3,197 yds., the most for a 49ers QB since 2002 (Jeff Garcia – 3,344). He also rushed for 524 yds. during the regular season, which is the 2nd highest single–season rushing total by a quarterback in franchise history (Steve Young, 1992 – 537). During the postseason, Kaepernick rushed for 98 yds. at GB (1/5/14 – NFC–WC) and 130 yds. at Sea. (1/19/14 – NFC–C). He now owns three of the top five rushing performances by a QB in NFL postseason history.

The 49ers special teams unit was spectacular all season long. Veteran K Phil Dawson made 32 of 36 FG atts., including a franchise–record 27 in a row, en route to recording the 2nd–most made FGs in franchise history. He made two game–winning FGs [vs. Sea. (12/8) and at Arz. (12/29)] and was named NFC Special Teams Player of the Week in Weeks 14 and 17 for both performances. Andy Lee finished the season with the 3rd–highest gross avg. (48.2 yds.) and 4th–highest net avg. (41.7 yds.) in the NFL.

San Francisco took part in the NFL International Series, defeating the Jacksonville Jaguars, 42–10, at Wembley Stadium in London. With the win, the 49ers became the second team to win multiple games at Wembley Stadium (New England).

The 49ers hosted the final regular season game at Candlestick Park against the Atlanta Falcons on Dec. 23. The game marked the 350th played by the 49ers in their longtime home, “It’s an iconic venue,” said Harbaugh when asked to sum up his feelings before the farewell game. “It’d be an honor to be on that sideline for the last game at Candlestick, and we want to win it.” The 49ers would go on to win the game, 34–24, in epic fashion. In the 4th quarter, after closing the gap to 3 points and recovering a crucial onside kick, the Falcons seemed poised to score a go–ahead touchdown and threaten the festivities of the final game at Candlestick. However, The ‘Stick had one last moment left when CB Tramaine Brock broke up a Matt Ryan pass and NaVorro Bowman made the interception and returned it 89–yds. for the score, sealing the legacy of the historic venue and sending the 49ers into the playoffs.

The season came to an end after dropping a back–and–forth contest with the division–rival Seattle Seahawks, 23–17, in the NFC Championship Game at CenturyLink Field. Jim Harbaugh became the first head coach in NFL history to lead his team to a conference title game in each of his first three seasons.



## 2014

The San Francisco 49ers inaugurated Levi's® Stadium as their new home in 2014, a season that saw key legends RB Frank Gore and WR Anquan Boldin reach career milestones. With an 8–8 record, the 49ers overcame a slew of injuries to register their fourth–consecutive season with a .500–or–better record for the first time since 1998.

In the final game of 2014, Gore rushed for 144 yds. on 25 carries to become just the 20th running back in NFL history to eclipse the 11,000–yd. mark for his career. He finished the 2014 season with 1,106 rushing yds., becoming the 11th player in league history to rush for 1,000 yds. or more in eight seasons. Boldin also joined the NFL's elite ranks, becoming just the 17th player in league history to reach 900 career receptions, and the 24th player to record 12,000 receiving yds. He is now one of only four players to record 500–or–more rec. yds. in 12 consecutive seasons, joining the likes of Jerry Rice, Terrell Owens and Randy Moss. Boldin finished the season with 83 catches for 1,106 yds. and five touchdowns.

San Francisco was represented again at the 2015 Pro Bowl as T Joe Staley and G Mike Iupati were selected. Five other players – S Antoine Bethea, G Alex Boone, LB Chris Borland, RB Frank Gore and DT Justin Smith – were named as Pro Bowl alternates.

Defensively, no other team worked through adversity as efficiently as the San Francisco 49ers. Under the direction of defensive coordinator Vic Fangio, the 49ers defense ranked near the top in several categories for the fourth–consecutive season despite injuries to many key players, including All–Pro linebackers Patrick Willis and NaVorro Bowman. San Francisco finished with the league's 5th best unit overall (321.4 YPG), allowing the 7th fewest rushing yds. per game (100.8) and the 5th fewest passing yds. per game (220.7), and finished the season with a league–leading 23 INTs.

On the other side of the ball, San Francisco relied on bell cow running back Frank Gore to be the focal point of the NFL's 4th–best rushing attack, which averaged 136.0 yds. per game. The 49ers managed 62 plays of 10–or–more rushing yds. – 4th–most in the league – as Gore pieced together his eighth season of 1,000–or–more yds. QB Colin Kaepernick threw for a career–high 3,369 yds., 19 TDs and 10 INTs. He tied the franchise record for the most consecutive games with a TD pass (18) following a Week 12 victory over Washington [Steve Young – 18 (10/9/94 – 11/26/95)]. He also rushed for a QB franchise record 639 yds.

Led by K Phil Dawson and P Andy Lee, the 49ers special teams unit maintained its reputation as one of the league's finest. Dawson connected on 25–of–31 FG attempts, including the 2nd most made FGs of 50–or–more yds. among all kickers en route to becoming one of 19 players in NFL history to surpass 1,500 pts. scored. Lee finished the season with the 6th highest punting average (46.8).

San Francisco bid an end to the 2014 season with back–to–back home games. Against the Chargers in Week 16, the 49ers rushed for a franchise record 355 yds., with Gore and Kaepernick both registering 150–or–more yds. on the ground. The duo became just the fourth pair of teammates to accomplish that feat in a single game in NFL history.

In the team's final home game, the 49ers topped the Cardinals, 20–17, in a tightly contested matchup. Gore eclipsed the century mark for the fourth time in 2014 and for the 39th time in his career, which is the second–most among all active players.

The 2014 season was full of highs and lows, ultimately resulting in the team missing the playoffs for the first time since 2010.

# SAN FRANCISCO'S ALL-TIME PRESIDENTS & PERSONNEL DIRECTORS

## **Years**

1946  
1947  
1948  
1949–50  
1951–66  
1967–72  
1972  
1973–76  
1977–78  
1979–82  
1983  
1984–87  
1988–89  
1990  
1991–94  
1995–97  
1998  
1999–2000  
2001–03  
2004  
2005–07  
2008  
2009  
2010  
2011  
2012–13  
2014–15

## **Team President**

Anthony J. Morabito (Owner)  
Allen E. Sorrell  
Allen E. Sorrell  
Anthony J. Morabito (Owner)  
Anthony J. Morabito (Owner)  
Louis G. Spadia  
Louis G. Spadia  
Louis G. Spadia  
Edward J. DeBartolo, Jr.  
Edward J. DeBartolo, Jr.  
Bill Walsh (President & Head Coach)  
Bill Walsh (President & Head Coach)  
Edward J. DeBartolo, Jr.  
Edward J. DeBartolo Jr.  
Carmen Policy  
Carmen Policy  
Carmen Policy (President & CEO)  
Denise DeBartolo–York (Owner)  
Peter Harris (President & CEO)  
John York (Owner)  
John York (Owner)  
John York (Owner)  
Jed York (President)  
Jed York (President & CEO)  
Jed York (President & CEO)  
Jed York (CEO), Gideon Yu (President)  
Jed York (CEO), Paraag Marathe (President)

## **General Managers**

John R. Blackinger (General Manager)  
John R. Blackinger (General Manager)  
Louis G. Spadia (Business Manager)  
Louis G. Spadia (Business Manager)  
Louis G. Spadia (General Manager)  
Jack White (General Manager)  
Jack White (Vice President for Personnel)  
Louis G. Spadia (President & General Manager)  
Joe Thomas (Vice President & General Manager)  
Bill Walsh (Head Coach & General Manager)  
John McVay (General Manager)  
John McVay (Vice President/General Manager)  
John McVay (Vice President/General Manager)  
John McVay (Vice President of Football Administration)  
John McVay (Vice President of Football Administration)  
Dwight Clark (Vice President/Director of Football Operations)  
Dwight Clark (Executive Vice President/Director of Football Operations)  
Bill Walsh (Vice President/General Manager)  
Terry Donahue (General Manager)  
Terry Donahue (Vice President/General Manager)  
Scot McCloughan (Vice President of Player Personnel)  
Scot McCloughan (General Manager)  
Scot McCloughan (General Manager)  
Trent Baalke (Vice President of Player Personnel)  
Trent Baalke (General Manager)  
Trent Baalke (General Manager)  
Trent Baalke (General Manager)

## 49ERS AAFC DRAFT (1946-49)

**1947**

**(DECEMBER 20-21, 1946)**

1. Glenn Davis, HB, Army (2)
2. Clyde LeForce, WB, Tulsa (6)
3. Bob Wiese, HB, Michigan (14)
3. Paul Duke, C, Georgia Tech (22)
4. Don Samuel, HB, Oregon State (30)
5. Alf Satterfield, T, Vanderbilt (38)
6. John Zilly, E, Notre Dame (46)
7. Gene (Red) Knight, HB, Louisiana State (54)
8. Charlie Malmberg, T, Rice (62)
9. Bob Leonetti, G, Wake Forest (70)
10. Frank Broyles, QB, Georgia Tech (78)
11. Jim Tyree, E, Oklahoma (86)
12. Ed Robnett, FB, Texas Tech (94)
13. Walter Slater, HB, Tennessee (102)
14. Earl Wheeler, C, Arkansas (110)
15. Les Proctor, G, Texas (118)
16. Al DeRogatis, T, Duke (126)
17. Earl Tullos, T, Louisiana State (132)
18. Bryant Meeks, C, South Carolina (138)
19. Ed Royston, G, Wake Forest (144)
20. Max Bumgardner, E, Texas (150)

**1948**

**(DECEMBER 16, 1947)**

1. Joe Scott, HB, San Francisco (5)
3. Jim Cason, HB, Louisiana State (15)
4. Walt McCormick, C, Southern California (23)
6. Fred Land, T, Louisiana State (32)
7. Phil O'Reilly, T, Purdue (38)
9. Bill Luongo, FB, Pennsylvania (50)
11. Bob Steckroth, E, William & Mary (62)
12. Gene Malinowski, T, Detroit (70)
13. Len Modzelski, T, Scranton (78)
14. Les Rideout, T, Bowling Green (86)
15. Larry Olsonoski, T, Purdue (94)
16. Wally Matulich, HB, Mississippi State (102)
17. Bob Ravensberg, HB, Indiana (110)
18. Bill Pritula, T, Michigan (118)
19. Art Fitzgerald, HB, Yale (126)
20. Pete Barbolak, T, Purdue (134)
21. Dick Loepfe, T, Wisconsin (142)
22. Bob Heck, E, Purdue (150)
23. Floyd Lanhorne, G, Texas Tech (158)
24. Goble Bryant, T, Army (166)
25. Bill Talarico, FB, Pennsylvania (174)
26. Everett Marshall, T, Pennsylvania (182)
27. Perry Moss, HB, Illinois (190)
28. Bill Bell, QB, Muhlenberg (198)
29. Herb Siegert, G, Illinois (206)
30. Frank Williams, FB, Utah State (214)

**1949**

**(JULY 8, 1948)  
(SECRET DRAFT)**

1. Ernie Stautner, T, Boston College
2. Jim Winkler, T, Texas A&M

**1949**

**(DEC. 21, 1948)  
(DRAFTED ALTERNATELY 9-10)**

1. Chester Fritz, T, Missouri (7)
3. Frank Lovuolo, E, St. Bonaventure (20)
4. Mike De Noia, QB, Scranton (28)
5. George Brodnax, E, Georgia Tech (36)
6. John Hamberger, T, Southern Methodist (44)
7. Dan Stiegman, C, North Carolina (52)
8. Bernie Reid, G, Georgia (60)
9. Fred Wendt, HB, Texas—El Paso (68)
10. Dick Flowers, T, Alabama (76)
11. Bob Lund, HB, Tennessee (84)
12. Jon Baker, G, California (92)
13. Jim Rinehart, QB, Arkansas (100)
14. Don Garlin, HB, Southern California (108)
15. Pete Wismann, C, State Louis (116)
16. Homer Hobbs, G, Georgia (124)
25. Paul Schoultz, HB, Miami (OH) (171)
26. Jack Kelly, T, Louisiana Tech (176)
27. Jasper Flanakin, E, Baylor (181)
28. Rudy Smith, T, Louisiana Tech (186)
29. Gordon Long, HB, Arkansas (191)

## 49ERS ALL-TIME NFL DRAFT

**1950**

**(JANUARY 21-22)  
(DRAFTED ALTERNATELY 9-10)**

1. Leo Nomellini, T, Minnesota (11)
2. Don Campora, T, Pacific (23)
3. Ray Collins, T, Louisiana State (37)
4. Morris Bailey, E, Texas Christian (49)
5. Harry Kane, C, Pacific (63)
6. Don Van Pool, E, Oklahoma (75)
7. Lindy Berry, HB, Texas Christian (89)
8. Ellery Williams, E, Santa Clara (101)
9. Pete Zinach, HB, West Virginia (115)
10. Bob Celeri, QB, California (127)
11. Harley Dow, T, San Jose State (141)
12. Don Burke, FB, Southern California (153)
13. Lou Cecconi, HB, Pittsburgh (167)
14. Tom Payne, E, Santa Clara (179)
15. Leo Crampsey, E, St. Bonaventure (193)
16. Charley Shaw, G, Oklahoma A&M (205)
17. Cliff Van Meter, HB, Tulane (219)
18. Ralph Genito, HB, Kentucky (231)
19. Forrest Klein, G, California (245)
20. Jack Nix, E, Southern California (257)
21. Guerin Alker, C, Loyola (271)
- \*22. Billy Wilson, E, San Jose State (283)
23. Jim Williams, E, Rice (297)
24. Bill Wyman, T, Rice (309)
25. Bob Dunn, G, Dayton (323)
26. Jim Powers, QB, Southern California (335)
27. Ken Johnson, G, Pacific (349)
28. Charley Hall, HB, Arizona (361)
29. Bob Whelan, HB, Boston (375)
30. Bob Stillwell, E, Southern California (387)

**1951**

**(JANUARY 18-19, 1951)  
(DRAFTED ALTERNATELY 2-3)**

1. Y.A. Tittle, QB, Louisiana State (3)
2. Pete Schabarum, HB, California (17)
3. Bill Mixon, HB, Georgia (28)
4. Choice to Cleveland
- 5a. Dick Steere, T, Drake (53)
- 5b. Al Carapella, T, Miami (FL) (54)  
(Choice from Chicago Cardinals)
6. Bishop Strickland, HB, South Carolina (64)
7. Dick Forbes, E, St. Ambrose (75)
8. Joe Arenas, HB, Omaha (89)
9. Bruce Van Alstyne, E, Stanford (100)
10. Nick Feher, G, Georgia (112)
11. Bill Jessup, E, Southern California (126)
12. Jim Monachino, HB, California (137)
13. Dick Harvin, E, Georgia Tech (148)
14. Rex Berry, HB, Brigham Young (162)
15. Dave Sparks, G, South Carolina (173)
16. Bob White, HB, Stanford (184)
17. Art Michalik, G, St. Ambrose (198)
18. Jim Murphy, T, Xavier (209)
19. John Phillips, HB, Southern Mississippi (220)
20. Al Tate, T, Illinois (234)
21. Hardy Brown, FB, Tulsa (245)
22. Dwight Winslow, FB, Boise J.C. (256)
23. Wally Brunswald, HB, Gustavus Adolphus (Sweden) (270)
24. Tom Kingsford, QB, Montana (281)
25. Mike Peterson, E, Denver (292)
26. Keith Carpenter, T, San Jose State (306)
27. Ray Lung, G, Oregon (317)
28. Jack Rohan, HB, Loras College (328)
29. S.P. Garnett, T, Kansas (342)
30. Jerry Faske, HB, Iowa (353)

**1952**

**(JANUARY 17, 1952)  
(DRAFTED ALTERNATELY 8-9)**

1. Hugh McElhenny, HB, Washington (9)
2. Bob Toneff, T, Notre Dame (22)
- 3a. Gene Shannon, HB, Houston (27)  
(Choice from Chicago Cards)
- 3b. Billy Tidwell, HB, Texas A&M (33)
4. Marion Campbell, T, Georgia (46)
5. Pat O'Donahue, E, Wisconsin (57)
6. Jim Beasley, C, Tulsa (70)
7. Don Robison, HB, California (81)
8. Jerry Smith, T, Wisconsin (94)
9. Glen Christian, HB, Idaho (105)
10. Carl West, FB, Mississippi (118)
11. J.D. Kimmel, T, Houston (129)
12. Fred Snyder, E, Loyola (142)
13. Rudy Yeager, T, Louisiana State (153)
14. Frank Simons, E, Nebraska (166)
15. Haldo Norman, E, Gustavus Adolphus (Sweden) (177)
16. Bob Meyers, HB, Stanford (190)
17. Al Baldock, E, Southern California (201)
18. Bill Carey, E, Michigan State (214)
20. Jess Yates, E, Louisiana State (238)
21. Gene Offield, E, Hardin—Simmons (249)
22. Jim Cozad, T, Santa Clara (262)
23. Bill Glazier, E, Arizona (273)
24. Ralph Kreuger, T, California (286)
25. Henry (Bud) Laughlin, FB, Kansas (297)
26. Dick Kane, G, Cincinnati (310)
27. Waldo Schaff, T, Oklahoma A&M (321)
28. Joe Palumbo, G, Virginia (334)
29. Chuck Mosher, E, Colorado (345)
30. Dick Patrick, C, Oregon (358)

\* — Future Arrival

# SAN FRANCISCO 49ERS

## 1953 (JANUARY 22, 1953) (DRAFTED ALTERNATELY 9-8-7)

- 1a. Harry Babcock, E, Georgia (bonus) (1)
- 1b. Tom Stolhandske, E, Texas (10)
2. George Morris, C, Georgia Tech (21)
3. Bob St. Clair, T, San Francisco/Tulsa (32)
4. Ed Fullerton, HB, Maryland (46)
5. Hal Miller, T, Georgia Tech (57)
6. Choice to Chicago Bears
7. Paul Carr, HB, Houston (82)
8. Doug Hogland, T, Oregon State (93)
9. Hal Ledyard, QB, Tennessee-Chattanooga (104)
10. Pete Brown, G, Georgia Tech (118)
11. Al Charlton, HB, Washington State (129)
12. Carson Leach, G, Duke (140)
13. Bill Earley, HB, Washington (154)
14. Tom Fletcher, HB, Arizona State (165)
15. Charley Genthner, T, Texas (176)
16. Fred Durig, E, Bowling Green (190)
17. Hugh Latham, T, San Diego State (201)
18. Stan Wacholz, E, San Jose State (212)
19. King DuClos, T, Texas-El Paso (226)
20. Ray Huizinga, T, Northwestern (237)
21. Ken Bahnsen, HB, North Texas State (248)
22. Laverne Robbins, G, Midwestern State (262)
23. Travis Hunt, T, Alabama (273)
24. Ed Morgan, HB, Tennessee (284)
25. Ernie Stockert, E, UCLA (298)
26. Harley Cooper, HB, Arizona State (309)
27. Ralph McCleod, E, Louisiana State (320)
28. Tom Novikoff, HB, Oregon (334)
29. Don Stillwell, E, Southern California (345)
30. No pick as result of bonus choice

## 1954 (JANUARY 28, 1954) (DRAFTED 10TH)

1. Bernie Faloney, QB, Maryland (11)
2. Leo Rucka, G, Rice (23)
3. Steve Korchek, C, George Washington (35)
4. Charlie Boxhold, HB, Maryland (47)
- 5a. Bob Hantla, G, Kansas (55)  
(Choice from Pittsburgh)
- 5b. Frank Mincevich, G, South Carolina (59)
6. Floyd Sagely, E, Arkansas (71)
7. Sid Youngelman, T, Alabama (83)
8. Choice to Cleveland
9. Ted Connolly, G, Tulsa (107)
10. Choice to Cleveland
11. John Skocco, E, Southern California (131)
12. Hal Easterwood, C, Mississippi State (143)
13. Morgan Williams, G, Texas Christian (155)
14. Sam Williams, HB, California (167)
- 15a. Ed Gossage, T, Georgia Tech (171)  
(Choice from Green Bay)
- 15b. Sam Palumbo, G, Notre Dame (179)
16. Bobby Fiveash, HB, Florida State (191)
17. Carl Kautz, T, Texas Tech (203)
18. Morris Kay, E, Kansas (215)
19. Bob Edmiston, T, Temple (227)
20. Frank DePietro, HB, Georgia (239)
21. Howard Alsop, T, Middle Tennessee State (251)
22. Ralph Reynolds, HB, North Texas State (263)
23. LeRoy Fenstemaker, QB, Rice (275)
24. Jerry Daniels, T, Tennessee Tech (287)
25. John Platt, FB, Elon (299)
26. Pete Bello, C, Pasadena C.C. (311)
27. Gayford Baker, G, Nebraska-Omaha (323)
28. Bob Garbrecht, FB, Rice (335)
29. Ted Dunn, FB, Murray State (347)
30. Don Folks, E, Houston (359)

## 1955 (JANUARY 27-28, 1955) (DRAFTED ALTERNATELY 8-9)

1. Dick Moegle, HB, Rice (10)
2. Frank Morze, C, Boston College (21)
3. Carroll Hardy, HB, Colorado (34)
4. Matt Hazeltine, C, California (45)
5. Eldred Kraemer, T, Pittsburgh (58)
6. Bobby Luna, HB, Alabama (69)
7. John Dean, QB, Virginia Tech (82)
- \*8. Fred Meyers, QB, Oklahoma State (93)
- \*9. Fred Preziosio, T, Purdue (106)
10. Ron Aschbacher, E, Oregon State (117)
11. Rudy Rotella, E, Nebraska-Omaha (130)
- \*12. Lou Palatella, T, Pittsburgh (141)
13. Richie Gaskell, E, George Washington (154)
14. Nick McKeithan, HB, Duke (165)
15. Burdette Hess, G, Idaho (178)
16. Jim Hall, E, Auburn (189)
17. Bob Newton, G, San Diego State (202)
18. Ron Pheister, C, Oregon (213)
19. John Garzoli, T, California (226)
20. Glen Dyer, QB, Texas (237)
21. George Maderos, E, Chico State (250)
22. Pete Vann, QB, Army (261)
- \*23. Tom Gunnari, E, Washington State (274)
24. Bob Heaston, G, Cal Poly-San Luis Obispo (285)
25. Dewey Wade, E, Kansas State (298)
26. Johnny Kerr, E, Purdue (309)
- \*27. Dick Shockey, QB, Marquette (322)
28. Don Sanders, HB, Stanford (333)
- \*29. Otto Kniedinger, T, Penn State (346)
- \*30. Bob Gongola, QB, Illinois (356)

## 1956 (NOV. 29, 1955/JAN. 19, 1956) (DRAFTED ALTERNATELY 1-2)

1. Earl Morrall, QB, Michigan State (2)
2. Bruce Bosley, T, West Virginia (15)
3. Bill Herchman, T, Texas Tech (26)
4. Frank Pajaczkowski, HB, Richmond (40)
5. Choice to Los Angeles
6. Tony Sardisco, LB, Tulane (64)
- \*7. Larry Barnes, FB Colorado State (75)
8. Charles Smith, E, Abilene Christian (88)
9. Jim Cox, E, Cal Poly-San Luis Obispo (99)
10. Jerry Zaleski, HB, Colorado State (112)
11. Stewart Pell, T, North Carolina (123)
12. Roger Swedberg, T, Iowa (136)
13. Ralph Moody, HB, Kansas (147)
- \*14. R.C. Owens, E, College of Idaho (160)
- 15a. Reed Henderson, T, Utah State (171)
- 15b. Gene Boyd, HB, Abilene Christian (172)  
(Choice from Pittsburgh)
16. George Herring, QB, Southern Mississippi (184)
17. Richard Weiss, T, Mississippi (195)
18. Billy Yelverton, T, Mississippi (208)
19. Pete Arrigoni, HB, Arizona (219)
20. Bob Scarbrough, C, Auburn (232)
21. L.C. Joyner, HB, E. Contra Costa C.C. (243)
22. Clarence Wessman, E, San Jose State (256)
23. Mike Monroe, HB, Washington (267)
24. Ed Wallace, G, San Diego J.C. (280)
25. Paul Goad, HB, Abilene Christian (291)
26. Rommie Loudd, E, UCLA (304)
27. Jerry Gustafson, QB, Stanford (315)
- \*28. Jerry Drew, FB, California (328)
29. Dean Benson, E, Willamette (339)
- \*30. Bob Mitchell, T, Puget Sound (351)

## 1957 (NOVEMBER 27, 1956) (DRAFTED 2ND)

1. John Brodie, QB, Stanford (3)
2. Abe Woodson, HB, Illinois (15)
3. Choice to Los Angeles
- 4a. Jim Ridlon, HB, Syracuse (39)
- 4b. Mike Sandusky, T, Maryland (46)  
(Choice from Chicago Cardinals)
5. Karl Rubke, C, Southern California (56)
- 6a. Bill Rhodes, HB, Western State (CO) (62)  
(Choice from Philadelphia)
- 6b. Jim Hunter, HB, Missouri (68)
- \*7. Fred Dugan, E, Dayton (80)
8. Ernie Pitts, E, Denver (92)
- \*9. Charles Brueckman, C, Pittsburgh (104)
- \*10. Jerry Hurst, T, Middle Tennessee State (116)
- \*11. Tom Davis, HB, Louisiana State (128)
- \*12. Fred Singleton, T, Alabama (140)
13. Charles Mackey, E, Arizona State (152)
14. Ron Warzeka, T, Montana State (164)
- \*15. Earl Kaiser, HB, Houston (176)
16. Vic Kristopolitis, FB, Dayton (188)
17. Dave Kuhn, C, Kentucky (200)
18. Richard Guy, G, Ohio State (212)
19. Gene Babb, FB, Austin College (224)
20. Sid DeLoatch, G, Duke (236)
21. Fred Wilcox, HB, Tulane (248)
22. Paul Tripp, T, Idaho State (260)
23. John Thomas, E, Pacific (272)
24. John Ladner, E, Wake Forest (284)
25. Ray Meyer, FB, Lamar (296)
- \*26. Tom Topping, T, Duke (308)
27. Don Vico, FB, Ohio State (320)
28. Bill Curtis, HB, Texas Christian (332)
29. Vern Hallbeck, LB, Texas Christian (344)
30. George Parks, QB, Lamar (355)

## 1958 (DEC. 2, 1957/JAN. 28, 1958) (DRAFTED ALTERNATELY 8-9)

- 1a. Jim Pace, HB, Michigan (8)
- 1b. Charlie Krueger, T, Texas A&M (9)
- \*2. Bob Newman, QB, Washington State (22)
3. Bob Hoppe, HB, Auburn (33)
4. John Varone, HB, Miami (FL) (46)
5. Bill Atkins, HB, Auburn (59)
6. Henry Schmidt, T, Southern California (71)
7. Choice to Detroit
- \*8a. Leon Burton, HB, Arizona State (87)  
(Choice from Chicago Cardinals)
- 8b. Ron Mills, HB, West Texas State (95)
9. George Troutman, C, Capital (OH) (107)
- \*10. Vel Heckman, T, Florida (119)
- \*11. Hogan Wharton, T, Houston (131)
12. Pete Williams, T, Lehigh (143)
- 13a. James Yore, FB, Indiana (151)  
(Choice from Pittsburgh)
- 13b. Harold Dukes, E, Michigan State (155)
14. Max Fields, HB, Whittier College (167)
15. Choice to Detroit
16. George Shirkey, T, Stephen F. Austin (191)
17. John Wittenborn, T, SE Missouri State (203)
18. Dennit Morris, G, Oklahoma (215)
19. Ronnie Mushatt, C, Grambling State (227)
20. Jerry Mertens, E, Drake (239)
21. Don Christian, HB, Arkansas (251)
22. Bruce Hartman, T, Luther (263)
23. Larry Fields, HB, Utah (275)
- \*24. Dee Mackey, E, East Texas State (287)
25. Bill Kaczmarek, C, SW Missouri State (299)
- \*26. Hilliard Hill, E, Southern California (311)
27. Bob Witucki, E, Notre Dame (323)
28. Garland Warren, C, North Texas State (335)
29. Herman Hodges, HB, Sam Houston State (347)
- \*30. Ted Stahura, T, Kansas State (358)



# SAN FRANCISCO 49ERS

## 1959 (DEC. 2, 1958/JAN. 22, 1959) (DRAFTED 6TH)

1a. Dave Baker, HB, Oklahoma	(5)
1b. Dan James, C, Ohio State (Choice from Pittsburgh)	(8)
2. Bob Harrison, LB, Oklahoma	(17)
3. Eddie Dove, HB, Colorado	(29)
4. Monte Clark, T, Southern California	(41)
5. Frank Geremia, T, Notre Dame	(54)
6. Wally Bavaro, T, Holy Cross	(66)
7a. Don Rogers, LB, South Carolina (Choice from Chicago Cardinals)	(74)
*7b. Dan Colchico, E, San Jose State	(78)
8. Lewis Akin, E, Vanderbilt	(90)
9. Robert Green, HB, Florida	(102)
10. Bronko Nagurski, T, Notre Dame	(114)
11. Jack Hayes, HB, Trinity (TX)	(126)
12. Bill Korutz, C, Dayton	(138)
13. Bill Lopasky, G, West Virginia	(150)
14. Michael Dukes, FB, Clemson	(162)
15. Joe Belland, HB, Arizona State	(174)
16. Bob Cook, HB, Idaho State	(186)
17. Jerome Jurczak, C, Benedictine	(198)
18. Jack Cowley, T, Trinity (TX)	(210)
*19. Tom Osborne, HB, Hastings (NE)	(222)
*20. Toby Deese, T, Georgia Tech	(234)
21. Luther Carr, HB, Washington	(246)
22. Burnio McQueen, E, North Carolina A&T	(258)
23. Bruce Dollahan, T, Illinois	(270)
24. Craig Chudy, E, UCLA	(282)
*25. Roy Gee, G, Trinity (TX)	(294)
26. Ed Young, E, Louisville	(306)
27. Mel Semenko, T, Colorado	(318)
28. Mike McCluskey, HB, Washington	(330)
29. Jack Bolton, T, Puget Sound	(342)
30. Bob Carter, E, Denver	(354)

## 1960 (NOVEMBER 30, 1959) (DRAFTED ALTERNATELY 10-11)

1. Monty Stickles, E, Notre Dame	(11)
2a. Mike Magac, G, Missouri (Choice from Washington)	(16)
*2b. Carl Kammerer, LB, Pacific	(22)
3. Rod Breedlove, C, Maryland	(35)
4. Ray Norton, HB, San Jose State	(46)
5. Len Rohde, T, Utah State	(59)
6. Ola Lee Murchison, E, Pacific	(70)
7. Bob Waters, QB, Presbyterian College	(83)
8a. Bill Mathis, HB, Clemson (Choice from Washington)	(88)
8b. Max Fugler, C, Louisiana State	(94)
9. Bob Wasden, C, Auburn	(107)
10. Mel Branch, E, Louisiana State	(118)
11a. Ed Pitts, T, South Carolina (Choice from Pittsburgh)	(126)
*11b. Ernest Hansen, C, Northern Arizona	(131)
*12. Jim Williams, T, North Carolina College	(142)
*13. Dean Hinshaw, T, Stanford	(155)
14. Gary Campbell, QB, Whittier College	(166)
15. Mike Dowdie, LB, Texas	(179)
16. Jim Heinke, T, Wisconsin	(190)
17. Austin Gonsoulin, HB, Baylor	(203)
18. Carl Robinson, T, South Carolina State	(214)
19. Bobby Pate, HB, Presbyterian	(227)
20. Jim Woodward, T, Lamar	(238)

## 1961 (DEC. 27-28, 1960) (DRAFTED ALTERNATELY 9-10)

1a. Jimmy Johnson, HB, UCLA (Choice from Pittsburgh)	(6)
1b. Bernie Casey, FB, Bowling Green	(9)
1c. Billy Kilmer, QB, UCLA (Choice from New York via Baltimore)	(11)
2. Roland Lakes, T, Wichita State	(24)
3. Bill Cooper, FB, Muskingum	(37)
4a. Aaron Thomas, E, Oregon State (Choice from Pittsburgh)	(47)
4b. Dale Messer, HB, Fresno State	(52)
*5a. Clark Miller, T, Utah State (Choice from Dallas)	(58)
5b. Bob McCreary, T, Wake Forest	(65)
*6. Mike McClellan, HB, Oklahoma	(80)
7. Ray Purdin, HB, Northwestern	(93)
8. Neill Plumley, T, Oregon	(108)
*9a. Leon Donohue, T, San Jose State (Choice from Pittsburgh)	(118)
9b. Everisto Nino, T, East Texas State	(121)
10. Paul Hynes, HB, Louisiana Tech	(136)
11. Tony Parrilli, LB, Illinois	(149)
*12. Don Coffey, E, Memphis State	(164)
13a. Tommy Hackler, E, Tennessee Tech (Choice from Pittsburgh)	(174)
*13b. Julius Fincke, T, McNeese State	(177)
14. Bill Worrell, T, Georgia	(192)
15. Bob Sams, T, Central Oklahoma	(205)
16. Charlie Fuller, HB, San Francisco State	(220)
17. Tom Jewell, G, Idaho State	(233)
*18. Kay McFarland, RB, Colorado State	(248)
19. Tom Simpson, T, Davidson	(261)
20. Jerry Perry, G, Central Oklahoma	(276)

## 1962 (DECEMBER 4, 1961) (DRAFTED 8TH)

1. Lance Alworth, HB, Arkansas	(8)
2. Ed Pine, LB, Utah	(22)
3. Billy Ray Adams, FB, Mississippi	(36)
*4a. Charlie Sieminski, DT, Penn State (Choice from Dallas)	(46)
*4b. Floyd Dean, LB, Florida	(50)
5a. Ted Woods, HB, Colorado (Choice from St. Louis Cardinals)	(62)
*5b. Mike Lind, FB, Notre Dame	(64)
6a. Keith Luhnnow, FB, Santa Ana (Choice from Washington)	(71)
6b. Jerry Brown, G, Mississippi (Choice from Pittsburgh)	(76)
6c. Bill Winter, G, West Virginia	(78)
7. John Burrell, E, Rice	(92)
8. James Vollenweider, HB, Miami (FL)	(106)
*9. Jim Roberts, T, Mississippi	(120)
10. Regis Coustillac, C, Pittsburgh	(134)
11. Larry Jepson, C, Furman	(148)
12. Milton McPike, E, Kirksville	(162)
13. George Pierovich, LB, California	(176)
14. Dick Easterly, DB, Syracuse	(190)
15. Ray Osborne, T, Mississippi State	(204)
16. Ron Frank, T, South Dakota State	(218)
17. Wally Foltz, E, De Pauw	(232)
18. Gary Brown, T, Illinois	(246)
19. Bob Burton, T, Murray State	(260)
20. Rodger McFarland, DB, Kansas	(274)

## 1963 (DECEMBER 3, 1962) (DRAFTED ALTERNATELY 8-7)

1. Kermit Alexander, HB, UCLA	(8)
2. Walter Rock, G, Maryland	(21)
3. Don Lisbon, HB, Bowling Green	(36)

4. Choice to Chicago	
*4a. Harrison Rosdahl, G, Penn State (Choice from Philadelphia)	(46)
4b. Hugh Campbell, E, Washington State (Choice from Washington)	(50)
*5a. Vern Burke, E, Oregon State	(64)
*5c. Jim Pilot, FB, New Mexico State (Choice from Cleveland via Pittsburgh)	(65)
5b. Gary Moeller, LB, Ohio State (Choice from Chicago)	(66)
6. Pat Emerick, LB, Western Michigan	(77)
7. Ernest DeCourley, DT, Moorehead State	(92)
*8. Roger Locke, E, Arizona State	(105)
*9. John Maczuzak, T, Pittsburgh	(120)
10. Dick Lopour, HB, Huron	(133)
11. Steve Shafer, QB, Utah State	(148)
12. Robert Benton, T, Mississippi State	(161)
13. Dick Shultz, T, Ohio	(176)
14. Bill Tobin, HB, Missouri	(189)
*15. Ollie Ross, FB, West Texas State	(204)
16. Jim Bogdalek, DT, Toledo	(217)
17. Ken Reed, G, Tulsa	(232)
*18. John Sellers, T, Bakersfield J.C.	(245)
19. Bob Price, G, North Texas State	(260)
20. Don Davis, HB, McMurry	(273)

## 1964 (DECEMBER 2, 1963) (DRAFTED 1ST)

1. Dave Parks, E, Texas Tech	(1)
2. George Mira, QB, Miami (FL)	(15)
3. Dave Wilcox, LB, Oregon	(29)
*4. James Wilson, G, Georgia	(43)
5. Rudy Johnson, FB, Nebraska	(57)
*6. Gary Lewis, FB, Arizona State	(71)
7. Hagood Clarke, DB, Florida	(85)
*8a. Bob Daugherty, HB, Tulsa	(99)
8b. Bob Poole, E, Clemson (Choice from Washington)	(102)
9. Howard Mudd, G, Hillsdale	(113)
*10. Fred Polser, T, East Texas State	(127)
11. Dennis Almquist, G, Idaho	(141)
*12. Jim Long, FB, Fresno State	(155)
13. Robert Brown, DT, Arkansas A&M	(169)
14. Ed Beard, T, Tennessee	(183)
15. James Griffin, E, Grambling State	(197)
*16. Cornell Gordon, DB, North Carolina A&T	(211)
*17. Ken Brusven, T, Oregon State	(225)
*18. Jerry Cole, E, Southwest Texas State	(239)
19. Larry Rawson, HB, Auburn	(253)
20. Gene Baker, G, Whitworth	(267)

## 1965 (NOVEMBER 28, 1964) (DRAFTED 2ND)

1a. Ken Willard, FB, North Carolina	(2)
1b. George Donnelly, DB, Illinois (Choice from Cleveland)	(13)
2. Joe Cerne, C, Northwestern	(16)
3a. Bob Schweickert, HB, Virginia Tech (Choice from N.Y. Giants)	(29)
3b. Jim Norton, T, Washington	(30)
3c. Jack Chapple, LB, Stanford (Choice from Baltimore)	(42)
*4. Larry Todd, WR, Arizona State	(44)
*5. Dave McCormick, T, Louisiana State	(58)
6. Choice to Cleveland	
7. Choice to Green Bay	
8. Choice to Minnesota	
9. Wayne Swinford, DB, Georgia	(114)
*10. Robert Cappadona, RB, Northeastern	(128)
*11. Steve Mass, T, Detroit	(142)
*12. Dave Plump, RB, Fresno State	(156)



# SAN FRANCISCO 49ERS

13. Greg Schumacher, LB, Illinois (170)
14. Frank Andruski, DB, Utah (184)
15. Joe Pabian, T, West Virginia (198)
- \*16. Dave Hettema, T, New Mexico (212)
17. Len Frketch, E, Oregon State (226)
- \*18. Leon Stanridge, E, San Diego State (240)
19. Dale Ford, QB—DB, Washington State (254)
- \*20. Dennis Duncan, HB, Louisiana College (268)

## 1966 (NOVEMBER 27, 1965) (DRAFTED ALTERNATELY 10-11)

1. Stan Hindman, DE—G, Mississippi (11)
- \*2. Bob Windsor, E, Kentucky (26)
- 3a. Alvin Randolph, DB, Iowa (37)  
(Choice from Dallas)
- 3b. Dan Bland, DB, Mississippi State (41)
- \*4. Don Parker, G, Virginia (56)
- 5a. Mel Phillips, DB, North Carolina A&T (69)  
(Choice from Dallas)
- 5b. Steve Smith, TE, Michigan (71)
6. Charles Johnson, DT, Louisville (91)
7. Choice to Baltimore
8. Dick Witcher, E, UCLA (119)
9. Kent Kramer, TE, Minnesota (133)
10. Ron Sbranti, LB, Utah (147)
11. Preston Riddlehuber, DB, Georgia (166)
12. Lyle Loebach, T, Simpson (180)
- \*13. Jim Jackson, DB, Western Illinois (194)
- \*14. Elmer Collett, C, San Francisco State (208)
- \*15. S.T. Saffold, WR, San Jose State (222)
16. Jim LeClair, QB, C.W. Post (241)
- \*17. Jim Breland, G, Georgia Tech (255)
- \*18. Ron Parson, E, Austin Peay (269)
- \*19. Dick Fitzgerald, T, Nebraska (283)
- \*20. Willie Walker, LB, Baylor (297)

## 1967 (MARCH 14, 1967) (DRAFTED ALTERNATELY 11-13)

- 1a. Steve Spurrier, QB, Florida (3)  
(Choice from Atlanta)
- 1b. Cas Banaszek, TE, Northwestern (11)
2. Tom Holzer, T, Louisville (39)
- 3a. Frank Nunley, LB, Michigan (62)  
(Choice from Pittsburgh)
- 3b. Bill Tucker, HB, Tennessee A&I (65)
4. Wayne Trimble, DB, Alabama (91)
5. Choice to Atlanta
6. Doug Cunningham, HB, Mississippi (145)
7. Milt Jackson, DB, Tulsa (170)
8. Walter Johnson, LB, Tuskegee (198)
9. Bob Briggs, T, Heidelberg (223)
10. Phil Meyers, WR, Northwest Oklahoma (248)
11. Ken Carmann, DT, Nebraska—Kearney (276)
12. James Hall, LB, Tuskegee (301)
13. Rich Gibbs, DB, Iowa (325)
14. Dalton Leblanc, WR, Louisiana—Monroe (354)
15. Clarence Spencer, WR, Louisville (379)
16. Bart Templeman, C, Eastern Montana (404)
17. Dan Talbott, QB, North Carolina (432)

## 1968 (JANUARY 30-31, 1968) (DRAFTED ALTERNATELY 14-15)

1. Forrest Blue, C, Auburn (15)
2. Choice to St. Louis
- 3a. Lance Olssen, T, Purdue (65)  
(Choice from Detroit)
- 3b. Skip Vanderbundt, LB, Oregon State (69)
4. John Fuller, WR, Lamar (98)
5. Dwight Lee, RB, Michigan State (125)

- 6a. Leo Johnson, WR, Tennessee State (141)  
(Choice from New Orleans)
- 6b. Bill Belk, DE, Maryland State (153)
7. Jerry Richardson, LB, Mississippi (179)
- 8a. Charles Brown, T, Augustana College (SD) (206)  
(Choice from N.Y. Giants)
- 8b. Tom Gray, WR, Morehead State (207)
9. Casey Boyett, WR, Brigham Young (233)
10. Tommy Hart, LB, Morris Brown College (261)
11. Dennis Fitzgibbons, G, Syracuse (287)
12. Henry Johnson, QB, Fisk (315)
13. Tom Mitakos, C, Pittsburgh (341)
14. Alex Moore, RB, Norfolk State (369)
15. Clarence Spencer, WR, Louisville (395)
16. Tom Rosenow, DT, Northern Illinois (423)
17. Dennis Patera, K, Brigham Young (449)

## 1969 (JANUARY 28-29, 1969) (DRAFTED 16TH)

- 1a. Ted Kwalick, TE, Penn State (7)  
(Choice from New Orleans)
- 1b. Gene Washington, WR, Stanford (16)
2. Choice to Pittsburgh via Cleveland
3. Choice to Dallas
- 4a. Jim Sniadecki, LB, Indiana (86)  
(Choice from Detroit)
- 4b. Gene Moore, RB, Occidental College (94)
5. Earl Edwards, DT, Wichita State (120)
6. Jim Thomas, RB, Texas—Arlington (146)
7. Steve Van Sinderen, T, Washington State (172)
8. Mike Loper, T, Brigham Young (198)
9. Hilton Crawford, DB, Grambling State (224)
10. Dave Chapple, K, Santa Barbara (250)
11. Willie Peake, T, Alcorn State (276)
12. Jack O'Malley, T, Southern California (302)
13. Paul Champlin, DB, Eastern Montana (328)
14. Tom Black, WR, East Texas State (354)
15. Gary Golden, DB, Texas Tech (380)
16. Bob Hoskins, LB, Wichita State (406)
17. Joe Rushing, LB, Memphis State (432)

## 1970 (JANUARY 27-28, 1970) (DRAFTED 9TH)

- 1a. Cedrick Hardman, DE, North Texas State (9)
- 1b. Bruce Taylor, DB, Boston (17)  
(Choice from Washington)
2. Choice to Los Angeles
2. John Isenbarger, RB, Indiana (48)  
(Choice from Philadelphia via Los Angeles)
3. Choice to Kansas City
4. Vic Washington, WR, Wyoming (87)
5. Gary McArthur, T, Southern California (113)
6. Rusty Clark, QB, Houston (139)
7. Jim Strong, RB, Houston (165)
8. Carter Campbell, LB, Weber State (191)
9. Preston Riley, WR, Memphis State (217)
10. Larry Schreiber, RB, Tennessee Tech (243)
11. Danny Crockett, WR, Toledo (269)
12. Bill Tant, T, Dayton (295)
13. Jim Vanderslice, LB, Texas Christian (321)
14. Jack King, G, Clemson (347)
15. Dave Delsignore, WR, Youngstown State (373)
16. Scott Perkins, WR, Livingstone (399)
17. Mike Culton, P, Laverne (425)

## 1971 (JANUARY 28-29, 1971) (DRAFTED ALTERNATELY 18-19)

1. Tim Anderson, CB, Ohio State (23)
- 2a. Ernie Janet, G, Washington (37)  
(Choice from Green Bay)

- 2b. Joe Orduna, RB, Nebraska (49)
- 3a. Sam Dickerson, WR, Southern California (55)  
(Choice from Philadelphia)
- 3b. Willie Parker, C, North Texas State (75)
4. Tony Harris, RB, Toledo (101)
- 5a. Dean Shaterrick, T, Kansas State (114)  
(Choice from Chicago)
- 5b. George Wells, LB, New Mexico State (122)  
(Choice from N.Y. Giants)
- 5c. Marty Huff, LB, Michigan (127)
6. Al Bresler, WR, Auburn (153)
7. John Watson, T, Oklahoma (179)
8. Jim McCann, K, Arizona State (205)
9. Therman Couch, LB, Iowa State (231)
- 10a. Ron Cardo, RB, Wisconsin—Oshkosh (236)  
(Choice from New Orleans)
- 10b. Ernie Jennings, WR, Air Force (257)
11. Joe Reed, QB, Mississippi State (283)
12. Jim Bunch, DT, Wisconsin State (309)
13. John Bullock, RB, Purdue (335)
14. Bill Dunstan, LB, Utah State (361)
15. John Lennon, DE, Colgate (387)
16. Dave Purcell, DT, Kentucky (414)
17. Leroy Charlton, CB, Florida A&M (438)

## 1972 (FEBRUARY 1-2, 1972) (DRAFTED ALTERNATELY 19-18)

1. Terry Beasley, WR, Auburn (19)
- 2a. Ralph McGill, CB, Tulsa (28)  
(Choice from N.Y. Giants)
- 2b. Jean Barrett, T, Tulsa (44)
3. Allen Dunbar, WR, Southern (71)
4. Windlan Hall, CB, Arizona State (96)
5. Mike Greene, LB, Georgia (123)
6. Jackie Walker, S, Tennessee (148)
7. Edgar Hardy, G, Jackson State (175)
8. Tom Wittum, P, Northern Illinois (200)
9. Jerry Brown, CB, Northwestern (227)
10. Steve Williams, DT, Western Carolina (252)
11. Tom Laputica, DE, Southern Illinois (279)
12. Steve Setzler, DE, St. John's (304)
13. Leon Pettigrew, T, San Fernando Valley (331)
14. Eric Guthrie, QB, Boise State (356)
15. Bob Maddox, DE, Frostburg State (383)
16. Ron Davis, G, Virginia State (408)
17. Ted Alexander, RB, Langston (435)

## 1973 (JANUARY 30-31, 1973) (DRAFTED ALTERNATELY 18-19)

1. Mike Holmes, CB, Texas Southern (18)
2. Willie Harper, LB, Nebraska (41)  
(Choice from N.Y. Giants)
2. Choice to St. Louis
3. Choice to Denver via Washington
4. Choice to San Diego via Washington
- 5a. Mike Fulk, LB, Indiana (112)  
(Choice from Chicago)
- 5b. Ed Beverly, WR, Arizona State (122)
6. Arthur Moore, DT, Tulsa (149)
7. John Mitchell, LB, Alabama (174)
8. David Atkins, RB, Texas—El Paso (201)
9. Roger Praetorius, RB, Syracuse (226)
10. Charlie Hunt, LB, Florida State (253)
11. Tom Dahlberg, RB, Gustavus Adolphus (Sweden) (278)
12. Larry Pettus, T, Tennessee State (305)
13. Alan Kelso, C, Washington (330)
14. Dennis Morrison, QB, Kansas State (357)
15. Mike Bettiga, WR, Humboldt State (382)
16. Mike Oven, TE, Georgia Tech (409)
17. Bob Erickson, G, North Dakota State (434)

# SAN FRANCISCO 49ERS

## 1974 (JANUARY 29-30, 1974) (DRAFTED 10TH)

- 1a. Wilbur Jackson, RB, Alabama (9)
- 1b. Bill Sandifer, DT, UCLA (10)  
(Choice from New England)
- 2a. Keith Fahnhorst, T, Minnesota (35)
- 2b. Delvin Williams, RB, Kansas (49)  
(Choice from Washington)
3. Choice to St. Louis
- 4a. Clint Haslerig, WR, Michigan (83)  
(Choice from N.Y. Jets via New Orleans)
4. Choice to New Orleans
- 4b. Sammy Johnson, RB, North Carolina (90)  
(Choice from Green Bay)
5. Choice to New Orleans
6. Mike Raines, DT, Alabama (138)
7. Kermit Johnson, RB, UCLA (166)
8. Jim Schnietz, G, Missouri (191)
9. Manfred Moore, RB, Southern California (216)
10. Glenn Gaspard, LB, Texas (244)
11. Greg Battle, S, Colorado State (269)
12. Tom Hull, LB, Penn State (294)
13. Tom Owen, QB, Wichita State (322)
14. Walt Williamson, DE, Michigan (347)
15. Leonard Gray, TE, Long Beach State (372)
16. Jack Connors, DB, Oregon (400)
17. Levi Stanley, G, Hawaii (425)

## 1975 (JANUARY 28-29, 1975) (DRAFTED ALTERNATELY 10-9)

1. Jimmy Webb, DT, Mississippi State (10)
2. Greg Collins, LB, Notre Dame (35)
3. Choice to N.Y. Giants
- 3a. Jeff Hart, T, Oregon State (71)  
(Choice from Buffalo)
- 3b. Steve Mike-Mayer, K, Maryland (72)  
(Choice from Washington)
- 3c. Wayne Baker, DT, Brigham Young (74)  
(Choice from St. Louis)
- 4a. Cleveland Elam, DE, Tennessee State (85)  
(Choice from New Orleans)
- 4b. Frank Oliver, DB, Kentucky State (87)
5. Wayne Bullock, RB, Notre Dame (114)
6. Choice to Kansas City
7. Choice to Buffalo
8. Preston Kendrick, LB, Florida (191)
- 9a. James Johnson, DB, Tennessee State (218)
- 9b. Dan Natale, TE, Penn State (223)  
(Choice from Philadelphia)
- 9c. Ceasar Douglas, T, Illinois Wesleyan (230)  
(Choice from St. Louis)
10. Donnie Layton, RB, South Carolina State (243)
11. Gene Hernandez, DB, Texas Christian (270)
12. Rick Worley, QB, Howard Payne (295)
13. Dale Mitchell, LB, Southern California (322)
14. David Henson, WR, Abilene Christian (347)
15. Rich Lavin, TE, Western Illinois (374)
16. Choice to Baltimore
17. Choice to Baltimore

## 1976 (APRIL 8-9, 1976) (DRAFTED ALTERNATELY 4-3)

1. Choice to New England
1. Choice from Houston to New England
- 2a. Randy Cross, C, UCLA (42)
- 2b. Eddie Lewis, CB, Kansas (57)  
(Choice from Tampa Bay)
3. Choice from New Orleans to Kansas City
3. Choice to Dallas
4. Steve Rivera, WR, California (100)  
(Choice from Philadelphia)

4. Choice to N.Y. Giants
5. Choice to Cincinnati
5. Tony Leonard, CB, Virginia Union (140)  
(Choice from Detroit)
- 6a. Robert Pennywell, LB, Grambling State (168)
- 6b. Scott Bull, QB, Arkansas (177)  
(Choice from St. Louis)
7. Jay Chesley, DB, Vanderbilt (194)
8. John Ayers, T, West Texas State (223)
9. Kenny Harrison, WR, Southern Methodist (250)
10. Robin Ross, T, Washington State (275)
11. Paul Hofer, RB, Mississippi (305)
12. Gerald Loper, G, Florida (332)
13. Larry Brumfield, CB, Indiana State (359)
14. Johnny Miller, LB, Livingstone College (389)
15. Howard Stidham, LB, Tennessee Tech (416)
16. Reggie Lewis, DE, San Diego State (443)
17. Darryl Jenkins, RB, San Jose State (473)

## 1977 (MAY 3-4, 1977) (DRAFTED 16TH)

1. Choice to New England
2. Choice to New England
3. Elmo Boyd, WR, Eastern Kentucky (65)  
(Choice from Houston)
3. Choice to N.Y. Jets
4. Stan Black, S, Mississippi State (100)
5. Choice to Buffalo
- 6a. Mike Burns, CB, Southern California (141)  
(Choice from Buffalo)
- 6b. Jim Harlan, C, Howard Payne (155)
7. Jim VanWagner, RB, Michigan Tech (183)
8. Choice to N.Y. Giants
9. David Posey, K, Florida (239)
10. Choice to Tampa Bay
11. Brian Billick, TE, Brigham Young (295)
12. Scott Martin, G, North Dakota (323)

## 1978 (MAY 2-3, 1978) (DRAFTED 7TH)

- 1a. Ken McAfee, TE, Notre Dame (7)
- 1b. Dan Bunz, LB, Long Beach State (24)  
(Choice from Miami)
2. Choice to Buffalo
2. Walt Downing, G, Michigan (47)  
(Choice from Chicago)
3. Choice to Buffalo
3. Ernie Hughes, G, Notre Dame (79)  
(Choice from Baltimore)
4. Terry LeCount, WR, Florida (91)
5. Choice to Baltimore
- 5a. Archie Reese, DT, Clemson (127)  
(Choice from Houston via Kansas City and Chicago)
- 5b. Bruce Threadgill, DB, Mississippi State (133)  
(Choice from Miami)
6. Choice from Minnesota to Washington
6. Elliott Walker, RB, Pittsburgh (148)
7. Fred Quillan, C, Oregon (175)
8. Choice to Washington
- 9a. Herman Redden, DB, Howard (229)
- 9b. Dean Moore, LB, Iowa (233)  
(Choice from Detroit)
- 9c. Steve McDaniels, T, Notre Dame (249)  
(Choice from Denver)
10. Mike Connell, P, Cincinnati (260)
11. Willie McCray, DE, Troy State (287)
12. Dan Irons, T, Texas Tech (314)

## 1979 (MAY 3-4, 1979) (DRAFTED 1ST)

1. Choice to Buffalo
2. James Owens, RB, UCLA (29)
3. Choice to Seattle
3. Joe Montana, QB, Notre Dame (82)  
(Choice from Dallas via Seattle)
4. Choice to Buffalo
- 5a. Tom Seabron, LB, Michigan (111)
- 5b. Jerry Aldridge, RB, Angelo State (119)  
(Choice from Detroit)
6. Ruben Vaughan, DT, Colorado (138)
7. Phil Francis, RB, Stanford (166)
8. Choice to Green Bay
9. Steve Hamilton, DT, Missouri (221)
- 10a. Dwight Clark, WR, Clemson (249)
- 10b. Howard Ballage, CB Colorado (252)  
(Choice from Tampa Bay)
11. Billy McBride, DB, Tennessee State (276)
12. Rod Connors, RB, Southern California ('78 Supplemental Draft)

## 1980 (APRIL 29-30, 1980) (DRAFTED ALTERNATELY 2-1)

1. Choice to N.Y. Jets
- 1a. Earl Cooper, RB, Rice (13)  
(Choice from N.Y. Jets)
- 1b. Jim Stuckey, DE, Clemson (20)  
(Choice from Denver via N.Y. Jets)
2. Choice to Buffalo
2. Choice from Detroit to Minnesota
2. Keena Turner, LB, Purdue (39)  
(Choice from Minnesota)
3. Choice to Los Angeles
- 3a. Jim Miller, P, Mississippi (65)  
(Choice from Minnesota)
- 3b. Craig Puki, LB, Tennessee (77)  
(Choice from Washington via Los Angeles)
- 4a. Ricky Churchman, S, Texas (84)
- 4b. David Hodge, LB, Houston (98)  
(Choice from New England via Los Angeles)
5. Ken Times, DT, Southern (112)
6. Herb Williams, CB, Southern (139)
7. Choice to Cincinnati
8. Choice to Oakland
8. Bobby Leopold, LB, Notre Dame (210)  
(Choice from Oakland)
9. Choice to Detroit via Kansas City
9. Dan Hartwig, QB, Cal Lutheran (237)  
(Choice from Oakland)
10. Choice to Pittsburgh
11. Choice to Miami
12. Choice to Pittsburgh

## 1981 (APRIL 28-29, 1981) (DRAFTED ALTERNATELY 8-10)

1. Ronnie Lott, DB, Southern California (8)
- 2a. John Harty, DT, Iowa (36)  
(Choice from Washington)
2. Choice to Chicago
- 2b. Eric Wright, DB, Missouri (40)  
(Choice from Chicago)
3. Carlton Williamson, DB, Pittsburgh (65)
4. Choice to Dallas
- 5a. Lynn Thomas, DB, Pittsburgh (121)
- 5b. Arrington Jones, RB, Winston-Salem State (122)  
(Choice from Chicago)
6. Pete Kugler, DT, Penn State (147)
7. Choice to Philadelphia
8. Garry White, RB, Minnesota (203)

# SAN FRANCISCO 49ERS

9. Choice to Cincinnati
10. Choice to Baltimore
11. Ron DeBose, TE, UCLA (286)
- 12a. Major Ogilvie, RB, Alabama (313)
- 12b. Joe Adams, QB, Tennessee State (322)  
(Choice from Pittsburgh)

## 1982 (APRIL 27-28, 1982) (DRAFTED 27TH)

1. Choice to New England
2. Bubba Paris, T, Michigan (29)  
(Choice from New England)
2. Choice from Washington to New England
2. Choice to New England
3. Choice to San Diego
4. Choice to New England
5. Newton Williams, RB, Arizona State (139)
6. Vince Williams, RB, Oregon (151)  
(Choice from Oakland)
6. Choice to New Orleans
7. Ron Ferrari, LB, Illinois (195)
8. Choice to New Orleans
9. Bryan Clark, QB, Michigan State (251)
- 10a. Dana McLemore, DB, Hawaii (269)  
(Choice from Tampa Bay)
- 10b. Tim Barbian, DT, Western Illinois (279)
11. Gary Gibson, LB, Arizona (306)
12. Tim Washington, CB, Fresno State (334)

## 1983 (APRIL 26-27, 1983) (DRAFTED ALTERNATELY 5-8)

1. Choice to San Diego
2. Choice to L.A. Rams
2. Roger Craig, RB, Nebraska (49)  
(Choice from San Diego)
3. Blanchard Montgomery, LB, UCLA (59)  
(Choice from L.A. Rams)
3. Choice to L.A. Rams
4. Choice from Denver to L.A. Rams
4. Tom Holmoe, DB, Brigham Young (90)
4. Riki Ellison, LB, Southern California (117)
6. Choice to Tampa Bay
7. Gary Moten, LB, Southern Methodist (175)
8. Choice to San Diego
9. Mike Mularkey, TE, Florida (229)
9. Choice from Cleveland to Chicago
10. Jeff Merrill, NT, Nebraska (259)
11. Jesse Sapolu, C, Hawaii (289)
12. Choice to Chicago

## 1984 (MAY 1-2, 1984) (DRAFTED ALTERNATELY 23-24)

1. Todd Shell, LB, Brigham Young (24)
2. Choice to L.A. Raiders
2. John Frank, TE, Ohio State (56)  
(Choice from L.A. Raiders)
3. Guy McIntyre, G, Georgia (73)  
(Choice from St. Louis)
3. Choice to St. Louis
4. Choice from Tampa Bay to Seattle
4. Choice to San Diego
- 5a. Michael Carter, DT, Southern Methodist (121)  
(Choice from Atlanta)
5. Choice from Denver to Atlanta
5. Choice to St. Louis
- 5b. Jeff Fuller, LB, Texas A&M (139)  
(Choice from Washington via L.A. Raiders)
6. Choice to Atlanta
7. Choice to New England
8. Choice to San Diego

- 9a. Lee Miller, DB, Fullerton State (239)  
(Choice from Chicago)
- 9b. Derrick Harmon, RB, Cornell (248)
10. Dave Moritz, WR, Iowa (275)
11. Kirk Pendleton, WR, Brigham Young (304)
12. Choice from Chicago to Miami
12. Choice to San Diego

## U.S.F.L. SUPPLEMENTAL DRAFT (JUNE 5, 1984) (DRAFTED 24TH, 51ST AND 80TH)

1. Derrick Crawford, WR, Memphis State (24)  
(From Memphis Showboats)
2. Joe Conwell, T, North Carolina (51)  
(From Philadelphia Stars)
3. Mark Schellen, RB, Nebraska (80)  
(From New Orleans Breakers)

## 1985 (APRIL 30-MAY 1, 1985) (DRAFTED 28TH)

1. Jerry Rice, WR, Mississippi Valley State (16)  
(Choice from New England)
1. Choice to New England
2. Choice to New England
3. Ricky Moore, FB, Alabama (75)  
(Choice from New England)
3. Choice to New England
4. Choice to Buffalo
5. Bruce Collie, T, Texas-Arlington (140)
6. Scott Barry, QB, California-Davis (168)
7. Choice to San Diego
8. Choice to New England
9. Choice to San Diego
10. Choice to Seattle
11. David Wood, DE, Arizona (308)
12. Donald Chumley, DT, Georgia (336)

## 1986 (APRIL 29-30, 1986) (DRAFTED 18TH)

1. Choice to Dallas
1. Choice from Dallas to Buffalo
2. Choice from Buffalo to Detroit
2. Larry Roberts, DE, Alabama (39)  
(Choice from Detroit)
2. Choice to Washington
- 3a. Tom Rathman, FB, Nebraska (56)  
(Choice from Buffalo)
- 3b. Tim McKyer, CB, Texas-Arlington (64)  
(Choice from Philadelphia)
3. Choice from Detroit to L.A. Rams
- 3c. John Taylor, WR, Delaware State (76)
- 4a. Charles Haley, LB, James Madison (96)  
(Choice from Cleveland via L.A. Rams)
- 4b. Steve Wallace, T, Auburn (101)  
(Choice from Washington via L.A. Rams)
- 4c. Kevin Fagan, DT, Miami (FL) (102)
5. Choice to San Diego
5. Pat Miller, LB, Florida (131)  
(Choice from Dallas)
6. Choice to Washington
6. Don Griffin, S, Middle Tennessee State (162)  
(Choice from N.Y. Jets)
7. Choice to New England
- 8a. Jim Popp, TE, Vanderbilt (203)  
(Choice from Philadelphia)
- 8b. Roosevelt Snipes, RB, Florida State ('85 Supplemental Draft)
9. Tony Cherry, RB, Oregon (240)
- 10a. Elliston Stinson, WR, Rice (267)
- 10b. Harold Hallman, LB, Auburn (270)  
(Choice from Washington)
11. Choice to San Diego
12. Choice to Tampa Bay

## 1987 (APRIL 28, 1987) (DRAFTED 22ND)

- 1a. Harris Barton, T, North Carolina (22)
- 1b. Terrence Flagler, RB, Clemson (25)  
(Choice from Washington)
2. Jeff Bregel, G, Southern California (37)  
(Choice from Philadelphia)
2. Choice to Tampa Bay
3. Choice to Buffalo
4. Choice to Tampa Bay
5. Paul Jokisch, WR, Michigan (134)
6. Bob White, LB, Penn State (162)
7. Steve DeLine, K, Colorado State (189)
8. David Grayson, LB, Fresno State (217)
9. Jonathan Shelley, CB, Mississippi (245)
10. John Paye, QB, Stanford (275)  
(Choice from New England via L.A. Raiders)
11. Choice to L.A. Raiders from Phi. via 49ers
11. Calvin Nicholas, WR, Grambling State (301)
12. Choice to L.A. Raiders

## 1988 (APRIL 24-25, 1988) (DRAFTED 25TH)

1. Choice to L.A. Raiders
- 2a. Daniel Stubbs, DE, Miami (FL) (33)  
(Choice from L.A. Raiders)
- 2b. Pierce Holt, DT, Angelo State (39)  
(Choice from Philadelphia via Tampa Bay)
2. Choice to Tampa Bay
3. Bill Romanowski, LB, Boston College (80)
4. Barry Helton, P, Colorado (102)  
(Choice from Chicago via L.A. Raiders)
4. Choice to Tampa Bay
5. Choice to N.Y. Jets
5. Choice to Buffalo
6. Choice to Tampa Bay
7. Kevin Bryant, LB, Delaware State (191)
8. Larry Clarkson, T, Montana (219)
9. Brian Bonner, LB, Minnesota (247)
10. Tim Foley, K, Georgia Southern (275)
11. Chet Brooks, CB, Texas A&M (303)
12. George Mira Jr., LB, Miami (FL) (331)

## 1989 (APRIL 30-MAY 1, 1989) (DRAFTED 28TH)

1. Keith DeLong, LB, Tennessee (28)
2. Wesley Walls, TE, Mississippi (56)
3. Keith Henderson, RB, Georgia (84)
4. Mike Barber, WR, Marshall (112)
5. Johnny Jackson, DB, Houston (122)  
(Choice from L.A. Raiders)
5. Choice to L.A. Raiders
6. Steve Hendrickson, LB, California (167)
7. Choice to San Diego
8. Choice to L.A. Raiders
9. Rudy Harmon, LB, Louisiana State (251)
10. Andy Sinclair, C, Stanford (279)
- 11a. Jim Bell, RB, Boston College (289)  
(Choice from L.A. Raiders)
- 11b. Norm McGee, WR, North Dakota (307)
12. Antonio Gross, LB, North Carolina (319)  
(Choice from L.A. Raiders)
12. Choice to L.A. Raiders

## 1990 (APRIL 22-23, 1990) (DRAFTED 28TH)

1. Dexter Carter, RB, Florida State (25)
- 2a. Dennis Brown, DT, Washington (47)  
(Choice from Minnesota via Dallas)



# SAN FRANCISCO 49ERS

- 2b. Eric Davis, DB, Jacksonville State (53)
- 3. Ronald Lewis, WR, Florida State (68)  
(Choice from Kansas City via Dallas)
- 3. Choice to Dallas
- 4. Dean Caliguire, C, Pittsburgh (92)  
(Choice from L.A. Raiders)
- 4. Choice to L.A. Raiders
- 5. Choice to L.A. Raiders
- 6. Frank Pollack, T, Northern Arizona (165)
- 7. Choice to San Diego
- 8. Dwight Pickens, WR, Fresno State (220)
- 9. Odell Haggins, DT, Florida State (248)
- 10. Martin Harrison, DE, Washington (276)
- 11. Anthony Shelton, DB, Tennessee State (289)  
(Choice from Miami)
- 11. Choice to Dallas
- 12. Choice to L.A. Raiders

## 1991 (APRIL 21-22, 1991) (DRAFTED 26TH)

- 1. Ted Washington, DT, Louisville (25)
- 2a. Ricky Watters, RB, Notre Dame (45)  
(Choice from Cincinnati)
- 2. Choice to Cincinnati
- 2b. John Johnson, LB, Clemson (53)
- 3. Choice to Green Bay
- 4. Mitch Donahue, LB, Wyoming (95)  
(Choice from Green Bay)
- 4. Choice to Cincinnati
- 5a. Merton Hanks, DB, Iowa (122)  
(Choice from Green Bay)
- 5b. Harry Boatwain, T, New Haven (137)
- 6. Scott Bowles, T, North Texas State (165)
- 7. Sheldon Canley, RB, San Jose State (193)
- 8. Tony Hargain, WR, Oregon (221)
- 9. Louis Riddick, S, Pittsburgh (248)
- 10. Byron Holdbrooks, DT, Alabama (276)
- 11. Bobby Slaughter, WR, Louisiana Tech (304)
- 12. Cliff Confer, DE, Michigan State (332)

## 1992 (APRIL 26-27, 1992) (DRAFTED 18TH)

- 1. Dana Hall, S, Washington (18)
- 2. Amp Lee, RB, Florida State (45)
- 3. Brian Bollinger, G, North Carolina (76)
- 4. Mark Thomas, DE, North Carolina State (89)  
(Choice from Green Bay)
- 4. Choice to Green Bay
- 5. Choice to Green Bay
- 6. Choice to Green Bay
- 6. Damien Russell, S, Virginia Tech (151)  
(Choice from Pittsburgh)
- 7. Choice to Pittsburgh
- 8. Choice to Pittsburgh (from Green Bay)
- 8. Choice to Pittsburgh
- 9. Darian Hagan, WR, Colorado (242)
- 10. Corey Mayfield, NT, Oklahoma (269)
- 11. Tom Covington, TE, Georgia Tech (300)
- 12. Matt LaBounty, DE, Oregon (327)

## 1993 (APRIL 25-26, 1993) (DRAFTED 26TH)

- 1. Choice to Phoenix from Kansas City
- 1. Choice to New Orleans from Phoenix
- 1a. Dana Stubblefield, DE, Kansas (26)  
(Choice from New Orleans)
- 1b. Todd Kelly, DE, Tennessee (27)
- 2. Choice to San Diego from L.A. Raiders
- 2. Adrian Hardy, CB, Northwestern State (48)  
(Choice from San Diego)

- 2. Choice to Green Bay
- 2. Choice to L.A. Raiders from Dallas
- 3. Choice to L.A. Raiders from New Orleans
- 3. Choice to San Diego
- 4. Choice to San Diego
- 5. Artie Smith, DE, Louisiana Tech (116)  
(Choice from Phoenix)
- 5. Choice to San Diego
- 6. Chris Dalman, G, Stanford (166)
- 7. Troy Wilson, DE, Pittsburgh State (KS) (194)
- 8. Elvis Grbac, QB, Michigan (219)  
(Choice from Minnesota)
- 8. Choice to San Diego

## 1994 (APRIL 24-25, 1994) (DRAFTED 23RD)

- 1a. Bryant Young, DT, Notre Dame (7)  
(Choice from Atl. via Ind. & L. A. Rams)
- 1. Choice to L.A. Rams from San Diego
- 1. Choice to Dallas
- 1b. William Floyd, RB, Florida State (28)  
(Choice from Dallas)
- 2a. Kevin Mitchell, LB, Syracuse (53)  
(Choice from Green Bay)
- 2. Choice to L.A. Rams
- 2b. Tyrone Drakeford, DB, Virginia Tech (62)  
(Choice from Dallas)
- 3. Compensatory Choice to Green Bay
- 3a. Doug Brien, K, California (85)  
(Compensatory Choice)
- 3b. Cory Fleming, WR, Tennessee (87)  
(Choice from Denver)
- 3. Choice to Kansas City
- 3. Choice to Denver from Dallas
- 3. Compensatory Choice to L.A. Rams from Phi.
- 4. Choice to L.A. Raiders
- 5. Choice to Green Bay from Denver
- 5. Anthony Peterson, LB, Notre Dame (153)
- 6. Choice to Green Bay from San Diego
- 6. Lee Woodall, LB, West Chester (182)
- 6. Compensatory choice to Green Bay from Philadelphia
- 7. Choice to Dallas

## 1995 (APRIL 22-23, 1995) (DRAFTED 23RD)

- 1. J.J. Stokes, WR, UCLA (10)  
(Choice from Atlanta via Cleveland)
- 1. Choice to Cleveland
- 2. Choice to L.A. Rams
- 3. Choice to Cleveland
- 4. Choice to Cleveland from Kansas City
- 4. Tim Hanshaw, TE, Brigham Young (127)
- 5. Choice to Detroit
- 6. Antonio Armstrong, LB, Texas A&M (201)
- 7. Herb Coleman, DE, Trinity (TX) (238)

## 1996 (APRIL 20-21, 1996) (DRAFTED 23RD)

- 1. Choice to Baltimore
- 2. Israel Ifeanyi, DE, Southern California (46)  
(Choice from Oakland)
- 2. Choice to Oakland
- 3. Terrell Owens, WR, Tennessee-Chattanooga (89)
- 4. Choice to Oakland
- 4. Daryl Price, DE, Colorado (128)  
(Compensatory Choice)
- 5. Iheanyi Uwaezueke, WR, California (160)
- 6. Stephen Pitts, RB, Penn State (198)
- 7a. Sean Manuel, LB, New Mexico State (239)
- 7b. Sam Manuel, LB, New Mexico State (254)  
(Compensatory Choice)

## 1997 (APRIL 19-20, 1997) (DRAFTED ALTERNATELY 26-27)

- 1. Jim Druckenmiller, QB, Virginia Tech (26)
- 2. Marc Edwards, FB, Notre Dame (55)  
(Choice from Philadelphia)
- 2. Choice to Philadelphia
- 3. Greg Clark, TE, Stanford (77)  
(Choice from Indianapolis)
- 3. Choice to Indianapolis
- 4. Choice to Miami
- 5. Choice to Indianapolis
- 6. Choice to Philadelphia
- 7. Choice to Philadelphia

## 1998 (APRIL 18-19, 1998) (DRAFTED ALTERNATELY 28-29)

- 1. R.W. McQuarters, CB, Oklahoma State (28)
- 2. Jeremy Newberry, C, California (58)
- 3. Chris Ruhman, T, Texas A&M (89)
- 4. Lance Schulters, DB, Hofstra (119)
- 5. Phil Ostrowski, G, Penn State (151)
- 6. Fred Beasley, RB, Auburn (180)
- 7. Choice to Chicago
- 7. Ryan Thelwell, WR, Minnesota (215)  
(Choice from Pittsburgh via Atlanta)

## 1999 (APRIL 17-18, 1999) (DRAFTED 27TH)

- 1. Reggie McGrew, DT, Florida (24)  
(Choice from Miami)
- 1. Choice to Miami
- 2. Choice to Denver
- 3. Chike Okeafor, DE, Purdue (89)
- 4. Choice to Indianapolis
- 4a. Anthony Parker, DB, Weber State (99)  
(Choice from Indianapolis)
- 4b. Pierson Prioleau, DB, Virginia Tech (110)
- 4. Choice to Cleveland
- 5. Choice to Miami
- 5a. Terry Jackson, RB, Florida (157)  
(Choice from Miami)
- 5b. Tyrone Hopson, G, Eastern Kentucky (161)
- 6. Tai Streets, WR, Michigan (171)
- 6. Choice to Atlanta
- 7. Kory Minor, LB, Notre Dame (234)

## 2000 (APRIL 15-16, 2000) (DRAFTED ALTERNATELY 3-4)

- 1. Choice to Washington
- 1. Choice to NYJ from Car. via Was.
- 1a. Julian Peterson, LB, Michigan State (16)  
(Choice from NE via NYJ)
- 1b. Ahmed Plummer, CB, Ohio State (24)  
(Choice from Washington)
- 2a. John Engelberger, DE, Virginia Tech (35)
- 2b. Jason Webster, CB, Texas A&M (48)  
(Choice from New York Jets)
- 3a. Giovanni Carmazzi, QB, Hofstra (65)
- 3b. Jeff Ulbrich, LB, Hawaii (86)  
(Choice from Seattle)
- 4. Choice to Green Bay
- 4. John Keith, S, Furman (108)  
(Choice from New York Jets via Green Bay)
- 4. Choice to Seattle from Washington
- 5a. Paul Smith, RB, Texas-El Paso (132)
- 5b. John Miley, DE, Lenoir-Rhyne (150)  
(Choice from Baltimore via Detroit, St. Louis & Chicago)
- 5. Choice to Denver from Washington via Seattle
- 6. Choice to Chicago

# SAN FRANCISCO 49ERS

- 7. Choice to Cleveland via Chicago
- 7a. Tim Rattay, QB, Louisiana Tech (212)  
(Choice from New England via Philadelphia)
- 7b. Brian Jennings, TE, Arizona State (230)  
(Choice from Miami)

## 2001 (APRIL 21-22, 2001) (DRAFTED ALTERNATELY 9-10)

- 1. Andre Carter, DE, California (7)  
(Choice from Dallas via Seattle)
- 1. Choice to Seattle
- 2. Choice to Green Bay
- 2. Jamie Winborn, LB, Vanderbilt (47)  
(Choice from Green Bay)
- 3. Choice to Green Bay
- 3. Kevan Barlow, RB, Pittsburgh (80)  
(Choice from Green Bay)
- 3. Choice to Sea. from NO via GB
- 4. Choice to Green Bay
- 5. Choice Forfeited
- 6a. Cedrick Wilson, WR, Tennessee (169)  
(Choice from Chicago)
- 6. Choice to Detroit via New England
- 6b. Rashad Holman, CB, Louisville (179)  
(Choice from Green Bay)
- 6c. Menson Holloway, DE, Texas—El Paso (191)  
(Choice from Oakland via Seattle)
- 7a. Alex Lincoln, LB, Auburn (209)
- 7. Choice to Sea. from StL via GB
- 7b. Eric Johnson, TE, Yale (224)  
(Choice from Miami via Washington)

## 2002 (APRIL 20-21, 2002) (DRAFTED 27TH)

- 1. Mike Rumph, CB, Miami (FL) (27)
- 2. Choice to Buffalo
- 3. Saleem Rasheed, LB, Alabama (69)  
(Choice from Buffalo)
- 3. Choice Forfeited
- 4a. Jeff Chandler, K, Florida (102)  
(Choice from Buffalo)
- 4b. Kevin Curtis, S, Texas Tech (127)
- 5a. Brandon Doman, QB, Brigham Young (163)
- 5b. Josh Shaw, DT, Michigan State (172)  
(Compensatory Choice)
- 6. Mark Anelli, TE, Wisconsin (201)
- 7a. Eric Heitmann, G, Stanford (239)
- 7b. Kyle Kosier, G, Arizona State (249)  
(Compensatory Choice)
- 7c. Teddy Gaines, DB, Tennessee (256)  
(Compensatory Choice)

## 2003 (APRIL 26-27, 2003) (DRAFTED 26TH)

- 1. Kwame Harris, T, Stanford (26)
- 2. Anthony Adams, DT, Penn State (57)
- 3. Andrew Williams, DE, Miami (FL) (89)
- 4. Brandon Lloyd, WR, Illinois (124)
- 5. Aaron Walker, TE, Florida (161)
- 6. Arnaz Battle, WR, Notre Dame (197)
- 7. Ken Dorsey, QB, Miami (FL) (241)

## 2004 (APRIL 24-25, 2004) (DRAFTED ALTERNATELY 16-15-14)

- 1. Choice to Philadelphia
- 1. Choice to Carolina from Philadelphia
- 1. Rashaun Woods, WR, Oklahoma State (31)  
(Choice from Carolina)
- 2a. Justin Smiley, G, Alabama (46)
- 2b. Shawntae Spencer, CB, Pittsburgh (58)  
(Choice from Philadelphia)

- 3. Derrick Hamilton, WR, Clemson (77)
- 4a. Isaac Sopoaga, DT, Hawaii (104)  
(Choice from Was. and NE via Chi.)
- 4. Choice to Chicago
- 4b. Richard Seigler, LB, Oregon State (127)  
(Choice from Carolina)
- 5. Choice to Chicago
- 6. Choice to Green Bay
- 6a. Andy Lee, P, Pittsburgh (188)  
(Choice from Dallas via Green Bay)
- 6b. Keith Lewis, S, Oregon (198)  
(Compensatory Choice)
- 7a. Cody Pickett, QB, Washington (217)
- 7b. Christian Ferrara, DT, Syracuse (226)  
(Choice from Green Bay)

## 2005 (APRIL 23-24, 2005) (DRAFTED 1ST)

- 1. Alex Smith, QB, Utah (1)
- 2. David Baas, G/C, Michigan (33)
- 3a. Frank Gore, RB, Miami (FL) (65)
- 3b. Adam Snyder, G, Oregon (94)  
(Choice from Philadelphia)
- 4. Choice to Philadelphia (102)
- 5a. Ronald Fields, DT, Mississippi State (137)
- 5b. Rasheed Marshall, WR, West Virginia (174)
- 6. Choice to Oak. through Phi., GB and NE
- 6. Derrick Johnson, DB, Washington (205)  
(Choice from Philadelphia)
- 7a. Daven Holly, DB, Cincinnati (215)
- 7b. Marcus Maxwell, WR, Oregon (223)  
(Choice from Detroit)
- 7c. Patrick Estes, TE, Virginia (248)
- 7d. Billy Bajema, TE, Oklahoma State (249)

## 2006 (APRIL 29-30, 2006) (DRAFTED 6TH)

- 1a. Vernon Davis, TE, Maryland (6)
- 1b. Manny Lawson, LB, North Carolina State (22)  
(Choice from Washington through Denver)
- 2. Choice to Atlanta via G.B. and Denver
- 3. Brandon Williams, WR, Wisconsin (84)  
(Choice from Washington)
- 4. Michael Robinson, RB, Penn State (100)
- 5. Parys Haralson, LB, Tennessee (140)
- 6a. Delanie Walker, TE, Central Missouri State (175)
- 6b. Marcus Hudson, S, North Carolina State (192)  
(Choice from Tampa Bay)
- 6c. Melvin Oliver, DE, Louisiana State (197)  
(Choice from Jacksonville)
- 7. Vickiel Vaughn, S, Arkansas (254)

## 2007 (APRIL 28-29, 2007) (DRAFTED 11TH)

- 1a. Patrick Willis, LB, Mississippi (11)
- 1b. Joe Staley, T, Central Michigan (28)  
(Choice from New England)
- 2. Choice to Indianapolis (42)
- 3a. Jason Hill, WR, Washington State (76)
- 3b. Ray McDonald, DE, Florida (97)  
(Compensatory Choice)
- 4a. Jay Moore, LB, Nebraska (104)  
(Choice from Washington)
- 4. Choice to New England (110)
- 4. Choice to Seattle (124)
- 4b. Dashon Goldson, S, Washington (126)  
(Choice from NE through Ind.)
- 4c. Joe Cohen, DT, Florida (135)  
(Compensatory Choice)
- 5. Tarell Brown, CB, Texas (147)
- 6. Thomas Clayton, RB, Kansas State (186)
- 7. Choice to Cleveland (213)

## 2008 (APRIL 26-27, 2008) (DRAFTED 29TH)

- 1. Choice to New Orleans via New England (10)
- 1. Kentwan Balmer, DT, North Carolina (29)  
(Choice from Indianapolis)
- 2. Chilo Rachal, G, Southern California (39)
- 3. Choice to Chicago
- 3. Reggie Smith, CB, Oklahoma (75)  
(Choice from Chicago)
- 4. Cody Wallace, C, Texas A&M (107)
- 5. Choice Forfeited (142)
- 6. Joshua Morgan, WR, Virginia Tech (174)
- 7. Larry Grant, LB, Ohio State (214)

## 2009 (APRIL 25-26, 2009) (DRAFTED 10TH)

- 1. Michael Crabtree, WR, Texas Tech (10)
- 2. Choice to Carolina (43)
- 3. Glen Coffee, RB, Alabama (74)
- 4. Choice to Carolina (111)
- 5a. Scott McKillop, LB, Pittsburgh (146)
- 5b. Nate Davis, QB, Ball State (171)
- 6. Bear Pascoe, TE, Fresno State (184)
- 7a. Curtis Taylor, S, Louisiana State (219)
- 7b. Ricky Jean Francois, DE, Louisiana State (244)

## 2010 (APRIL 22-24, 2010) (DRAFTED 13TH)

- 1a. Anthony Davis, T, Rutgers (11)  
(Choice from Denver)
- 1. Choice to Denver (13)
- 1b. Mike Iupati, G, Idaho (17)  
(Choice from Carolina)
- 2. Taylor Mays, S, Southern California (49)
- 3. Choice to San Diego (73)
- 3. NaVorro Bowman, LB, Penn State (91)  
(Choice from San Diego)
- 4. Choice to Denver (113)
- 5. Choice to Miami (145)
- 6a. Anthony Dixon, RB, Mississippi State (173)  
(Choice from San Diego)
- 6b. Nate Byham, TE, Pittsburgh (182)
- 6c. Kyle Williams, WR, Arizona State (206)  
(Compensatory Choice)
- 7. Phillip Adams, CB, South Carolina State (224)

## 2011 (APRIL 28-30, 2011) (DRAFTED 7TH)

- 1. Aldon Smith, LB, Missouri (7)
- 2. Colin Kaepernick, QB, Nevada (36)  
(Choice from Denver)
- 2. Choice to Denver (45)
- 3. Choice to Jacksonville (76)
- 3. Chris Culliver, CB, South Carolina (80)  
(Choice from Jacksonville)
- 4. Choice to Denver (108)
- 4. Kendall Hunter, RB, Oklahoma State (115)  
(Choice from San Diego)
- 5. Choice to Denver (141)
- 5. Daniel Kilgore, G, Appalachian State (163)  
(Choice from Green Bay)
- 6. Choice to Green Bay (174)
- 6a. Ronald Johnson, WR, Southern California (182)  
(Choice from Jacksonville)
- 6b. Colin Jones, S, Texas Christian (190)  
(Choice from Seattle)
- 7a. Bruce Miller, FB, Central Florida (211)
- 7. Choice to Green Bay through Detroit (231)
- 7b. Michael Person, G, Montana State (239)  
(Compensatory Choice)
- 7c. Curtis Holcomb, CB, Florida A&M (250)  
(Compensatory Choice)



# SAN FRANCISCO 49ERS

## 2012 (APRIL 26-28, 2012) (DRAFTED 30TH)

1. A.J. Jenkins, WR, Illinois (30)
2. LaMichael James, RB, Oregon (61)
3. Choice to Indianapolis (92)
4. Choice to Miami (97)  
(Choice from Indianapolis)
4. Choice to Carolina (103)  
(Choice from Miami)
4. Joe Looney, G, Wake Forest (117)  
(Choice from Detroit)
4. Choice to Detroit (125)
5. Darius Fleming, LB, Notre Dame (165)
- 6a. Trenton Robinson, S, Michigan State (180)  
(Choice from Carolina)
6. Choice to Detroit (196)  
(Choice from Miami)
- 6b. Jason Slowey, OL, Western Oregon (199)
7. Cam Johnson, LB, Virginia (237)

## 2013 (APRIL 25-27, 2013) (DRAFTED 31ST)

1. Eric Reid, S, Louisiana State (18)  
(Choice from Dallas)
1. Choice to Dallas (31)
2. Choice to Tennessee (34)  
(Choice from Kansas City)
- 2a. Cornelius "Tank" Carradine, DT, Florida State (40)  
(Choice from Tennessee)
- 2b. Vance McDonald, TE, Rice (55)  
(Choice from Green Bay)
2. Choice to Green Bay (61)
3. Choice to Dallas (74)  
(Choice from Carolina)
3. Corey Lemonier, LB, Auburn (88)  
(Choice from Green Bay)
3. Choice to Green Bay (93)
- 4a. Quinton Patton, WR, Louisiana Tech (128)
- 4b. Marcus Lattimore, RB, South Carolina (131)  
(Compensatory Choice)
5. Quinton Dial, DT, Alabama (157)  
(Choice from Indianapolis)
6. Choice to Green Bay (173)  
(Choice from Cleveland)
6. Nick Moody, LB, Florida State (180)  
(Choice from Miami)
6. Choice to Green Bay (216)  
(Choice from Tennessee)
- 7a. B.J. Daniels, QB, South Florida (237)
- 7b. Carter Bykowski, T, Iowa State (246)  
(Compensatory Choice)
- 7c. Marcus Cooper, CB, Rutgers (252)  
(Compensatory Choice)

## 2014 (MAY 8-10, 2014) (DRAFTED 30TH)

1. Jimmie Ward, DB, Northern Illinois (30)
2. Choice to Denver (56)  
(Choice from Kansas City)
2. Carlos Hyde, RB, Ohio State (57)  
(Choice from Miami)
2. Choice to Jacksonville (61)
2. Choice to Miami (63)  
(Choice from Denver)
- 3a. Marcus Martin, C, Southern California (70)  
(Choice from Jacksonville)
- 3b. Chris Borland, LB, Wisconsin (77)  
(Choice from Tennessee)
3. Choice to Cleveland (94)
- 3c. Brandon Thomas, G, Clemson (100)  
(Compensatory Choice)
- 4a. Bruce Ellington, WR, South Carolina (106)  
(Choice from Cleveland)
- 4b. Dontae Johnson, CB, North Carolina State (129)
- 5a. Aaron Lynch, LB, South Florida (150)  
(Choice from Jacksonville)
- 5b. Keith Reaser, CB, Florida Atlantic (170)
5. Choice to Miami (171)  
(Choice from Denver)
6. Kenneth Acker, CB, Southern Methodist (180)  
(Choice from Cleveland)
7. Choice to Denver (242)  
(Choice from New Orleans)
- 7a. Kaleb Ramsey, DE, Boston College (243)  
(Choice from Carolina)
- 7b. Trey Millard, FB, Oklahoma (245)

## 2015 (APRIL 30-MAY 2, 2015) (DRAFTED 15TH)

1. Choice to San Diego (15)
1. Arik Amstead, DL, Oregon (17)  
(Choice from San Diego)
2. Jaquiski Tartt, S, Samford (46)
3. Eli Harold, LB, Virginia (79)
- 4a. Blake Bell, TE, Oklahoma (117)  
(Choice from San Diego)
- 4b. Mike Davis, RB, South Carolina (126)  
(Choice from Denver)
- 4c. DeAndre Smelter, WR, Georgia Tech (132)  
(Compensatory Choice)
5. Choice to Indianapolis (151)
5. Bradley Pinion, P, Clemson (165)  
(Choice from Indianapolis)
6. Ian Silberman, OL, Boston College (190)
- 7a. Trent Brown, OL, Florida (244)  
(Choice from Indianapolis via Dallas)
7. Choice to Dallas (246)  
(Choice from Indianapolis)
- 7b. Busta Anderson, TE, South Carolina (254)  
(Compensatory Choice)